

## Test Photograph (BT)


Test Mode: Mode 1 (Adapter: BA048-090500MAX)

Description: Front View of Conducted Emission Test Setup




Test Mode: Mode 1 (Adapter: BA048-090500MAX)

Description: Back View of Conducted Emission Test Setup




Test Mode: Mode 1 (Adapter: PA150-090T1A500)

Description: Front View of Conducted Emission Test Setup



Test Mode: Mode 1 (Adapter: PA150-090T1A500)

Description: Back View of Conducted Emission Test Setup




Test Mode: Mode 1 (Adapter: BA048-090500MAX)

Description: Radiated Emission Test Setup for below 1GHz




Test Mode: Mode 1 (Adapter: PA150-090T1A500)

Description: Radiated Emission Test Setup for below 1GHz




Test Mode: Mode 1/ Mode 2

Description: Radiated Emission Test Setup for above 1GHz



Test Mode: Mode 1/Mode 2

Description: Conducted Emission Test Setup



## Test Photograph (WiFi 2.4G)


Test Mode: Mode 3 (Adapter: BA048-090500MAX)

Description: Front View of Conducted Emission Test Setup




Test Mode: Mode 3 (Adapter: BA048-090500MAX)

Description: Back View of Conducted Emission Test Setup



Test Mode: Mode 3 (Adapter: PA150-090T1A500)

Description: Front View of Conducted Emission Test Setup



Test Mode: Mode 3 (Adapter: PA150-090T1A500)

Description: Back View of Conducted Emission Test Setup



Test Mode: Mode 3

Description: Radiated Emission Test Setup for below 1GHz



Test Mode: Mode 1/ Mode 2/ Mode 3/ Mode 4

Description: Radiated Emission Test Setup for above 1GHz



Test Mode: Mode 1/ Mode 2/ Mode 3/ Mode 4

Description: Conducted Emission Test Setup



## Test Photograph (NFC 13.56MHz)

Test Mode: Mode 1 (Adapter: BA048-090500MAX)

Description: Front View of Conducted Emission Test Setup



Test Mode: Mode 1 (Adapter: BA048-090500MAX)

Description: Back View of Conducted Emission Test Setup




Test Mode: Mode 1 (Adapter: PA150-090T1A500)

Description: Front View of Conducted Emission Test Setup



Test Mode: Mode 1 (Adapter: PA150-090T1A500)

Description: Back View of Conducted Emission Test Setup



Test Mode: Mode 1 (Adapter: BA048-090500MAX)

Description: Radiated Emission Test Setup for 9KHz ~ 30MHz



Test Mode: Mode 1

Description: Radiated Emission Test Setup for 30MHz ~ 1GHz



Test Mode: Mode 1 (Adapter: BA048-090500MAX)

Description: Radiated Emission Test Setup for 30MHz ~ 1GHz

