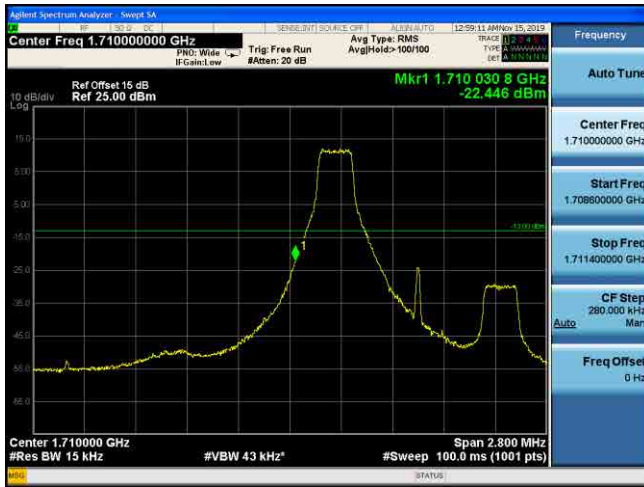


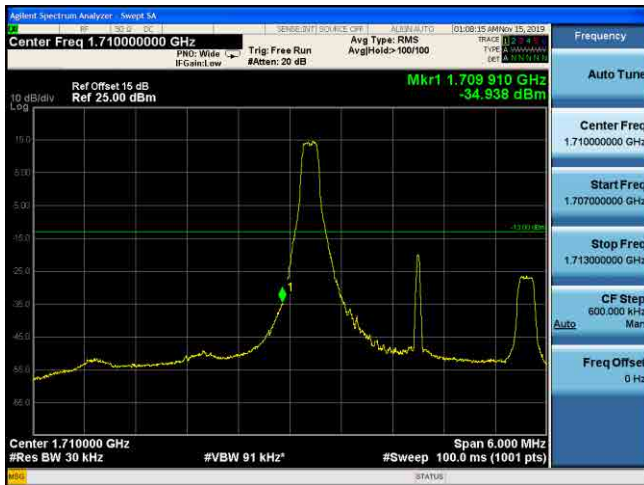
LTE Band 4 16QAM 1.4MHz CH19957 1RB#0



LTE Band 4 16QAM 1.4MHz CH19957 6RB#0



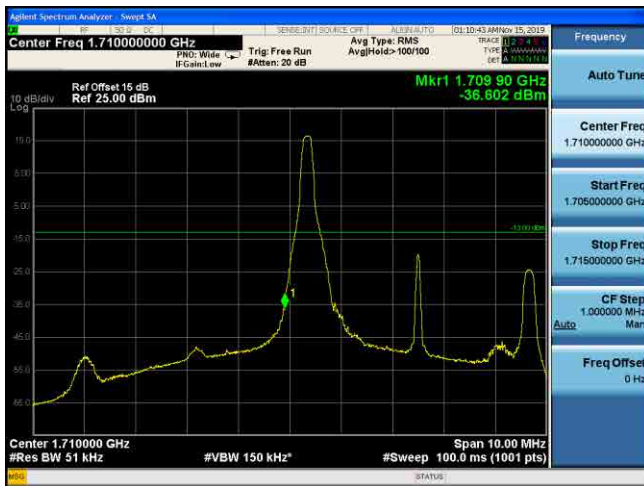
LTE Band 4 16QAM 3MHz CH19965 1RB#0



LTE Band 4 16QAM 3MHz CH19965 15RB#0

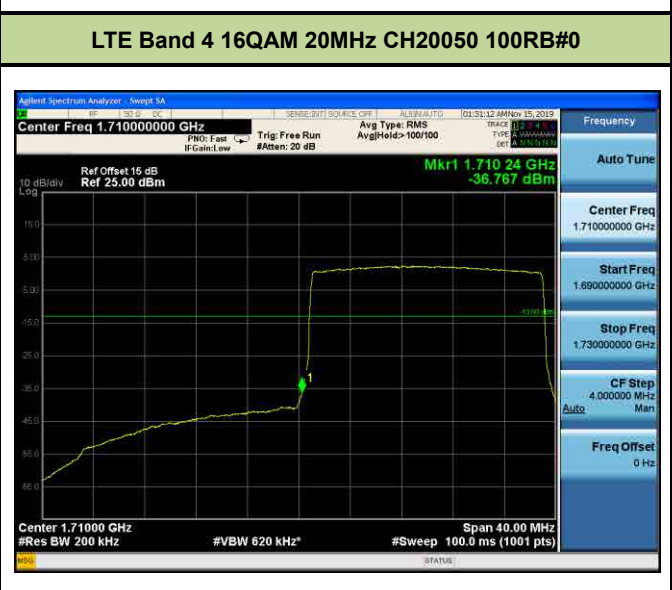
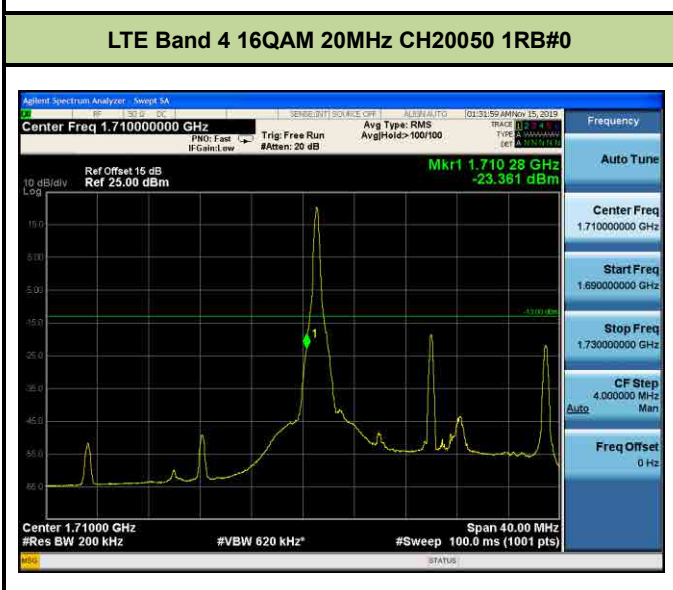
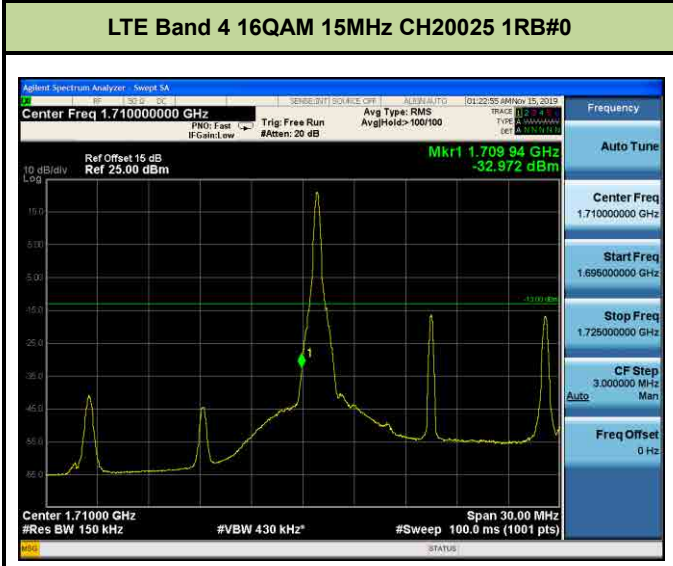
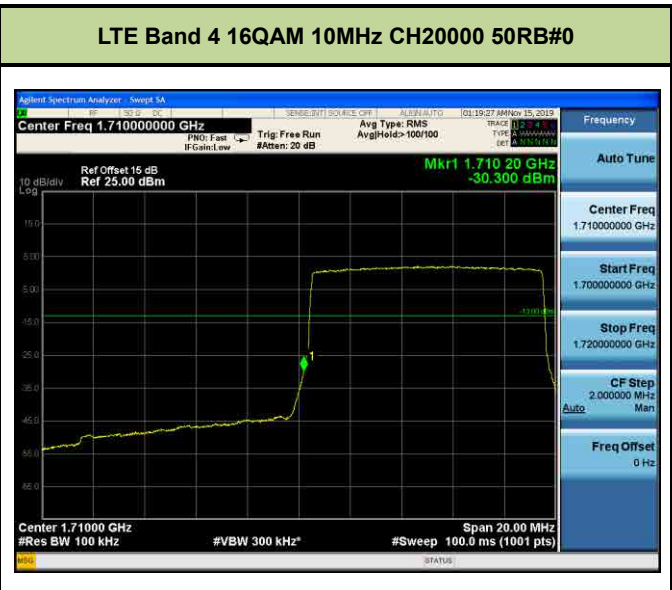
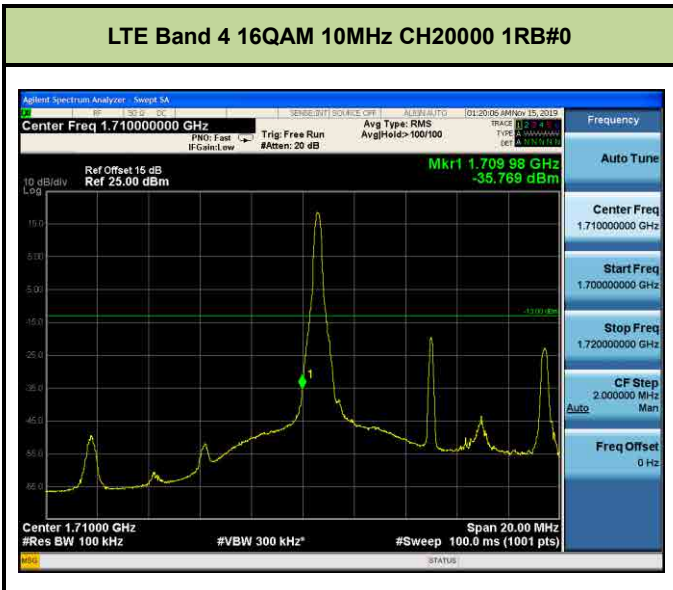


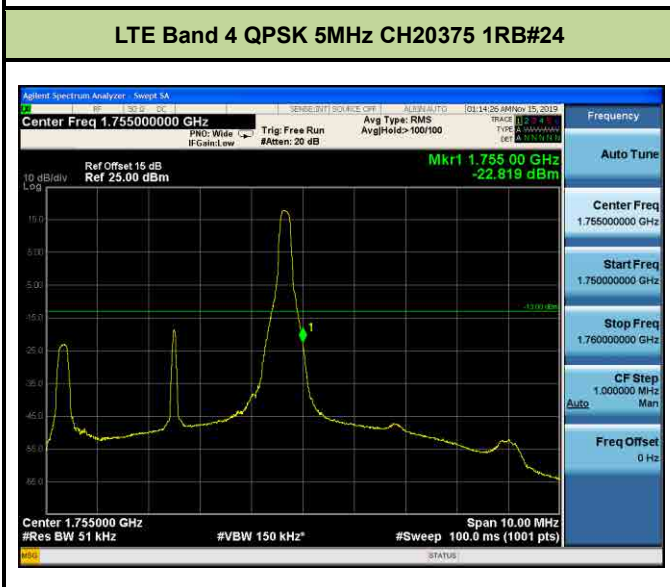
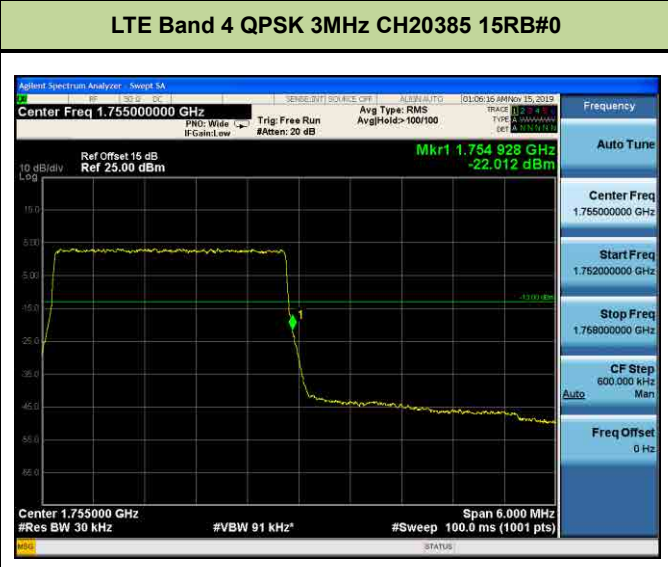
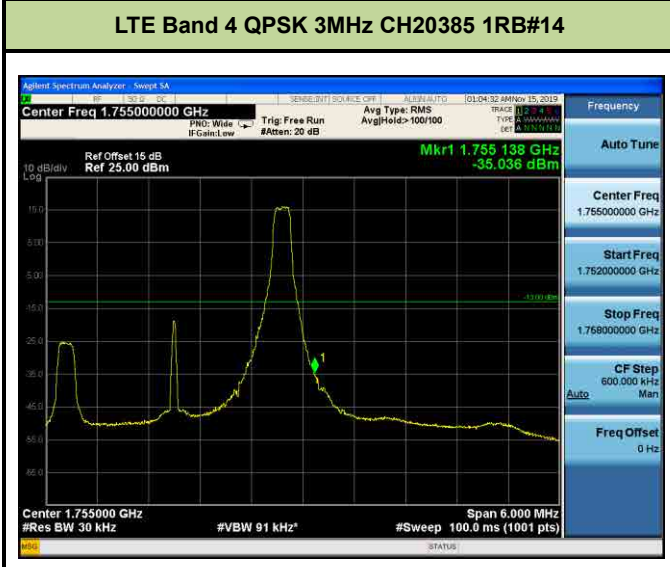
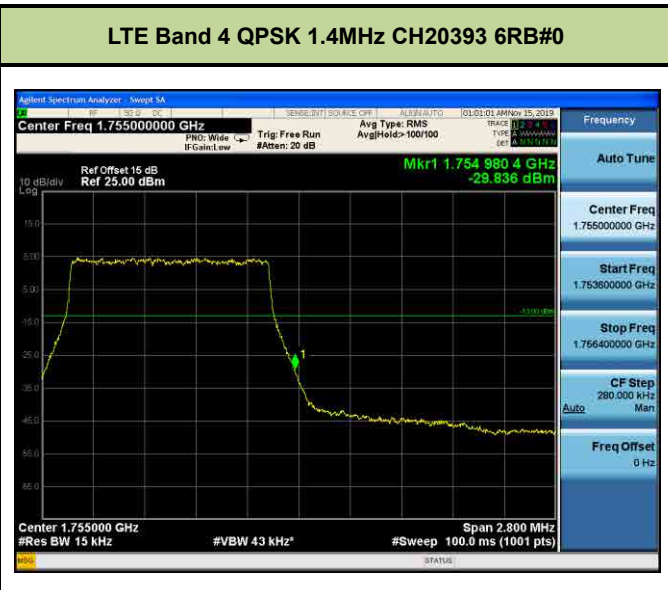
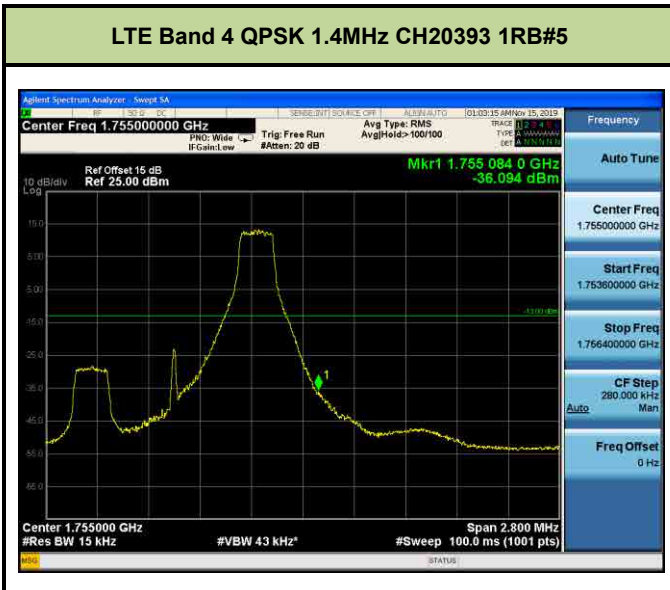
LTE Band 4 16QAM 5MHz CH19975 1RB#0

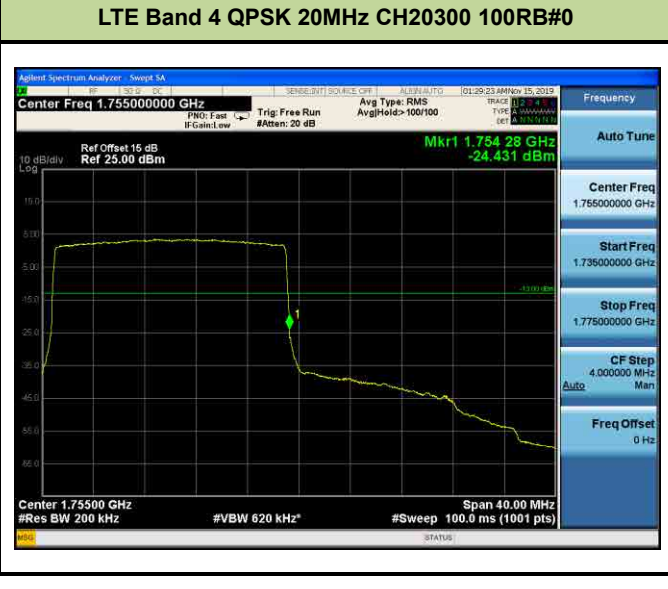
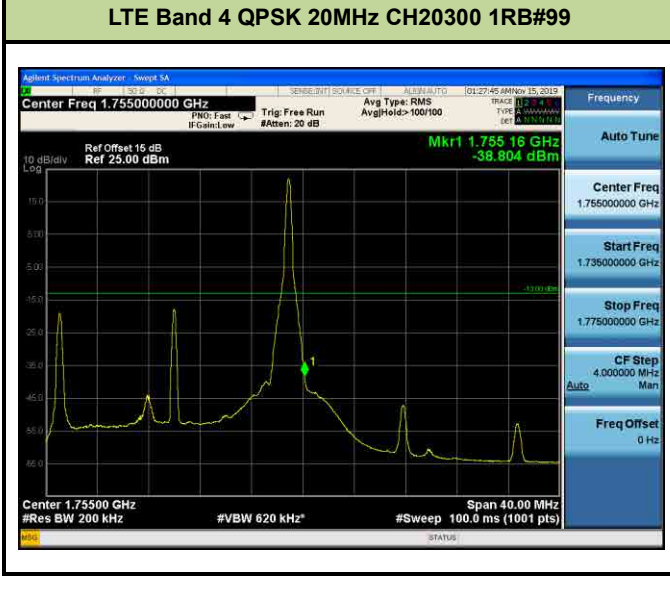
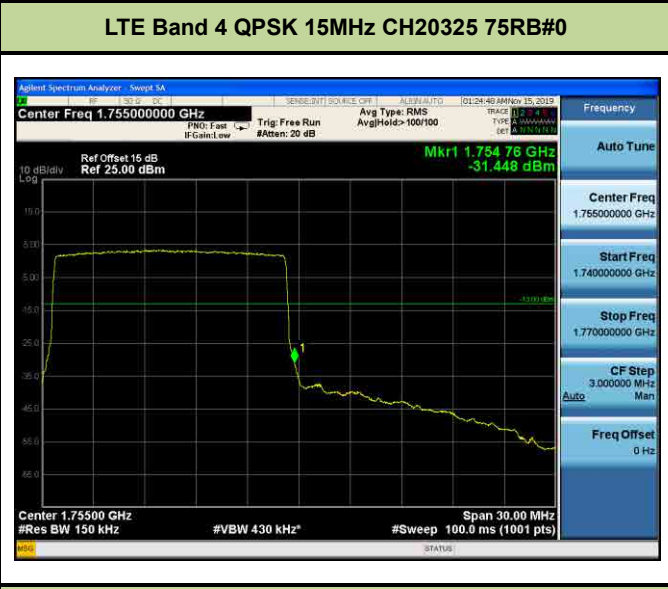
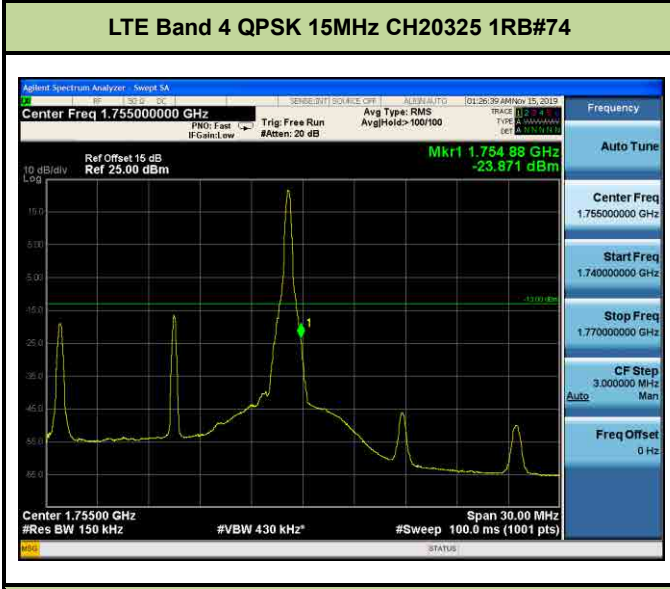
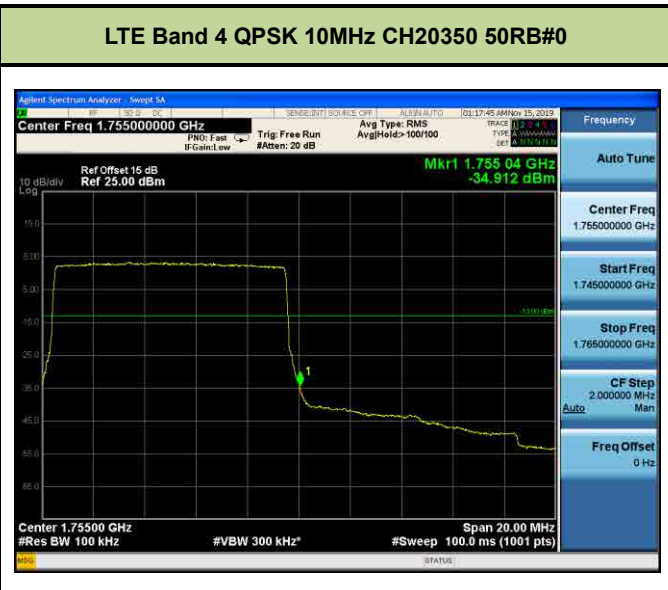
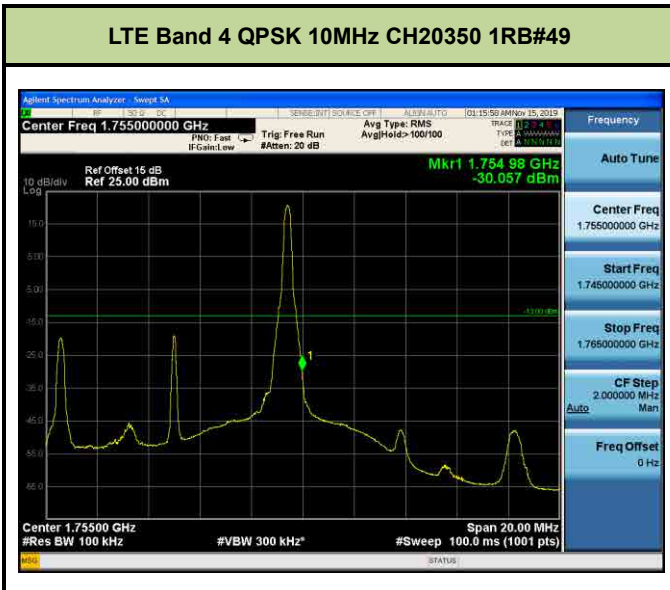


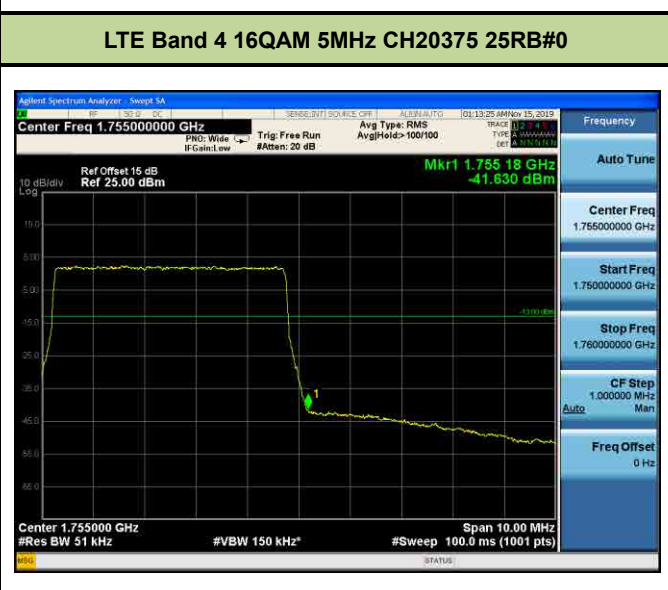
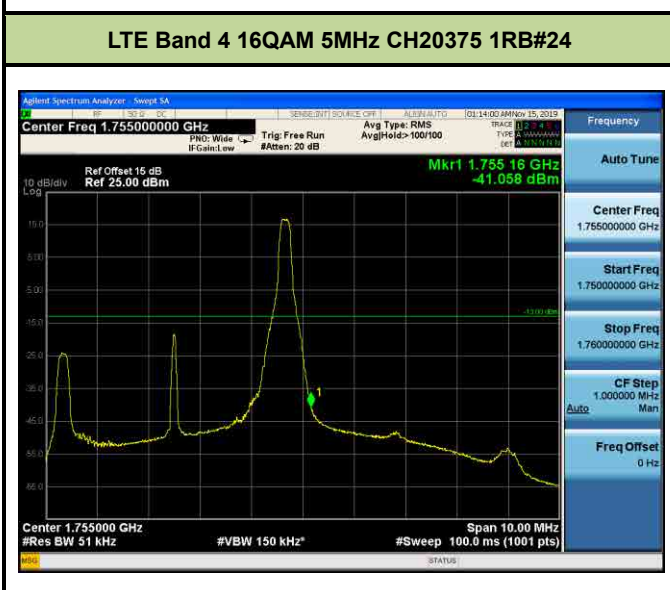
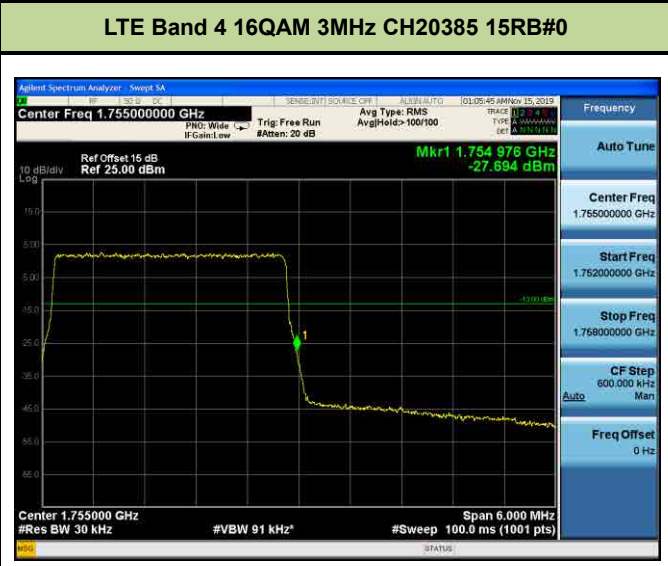
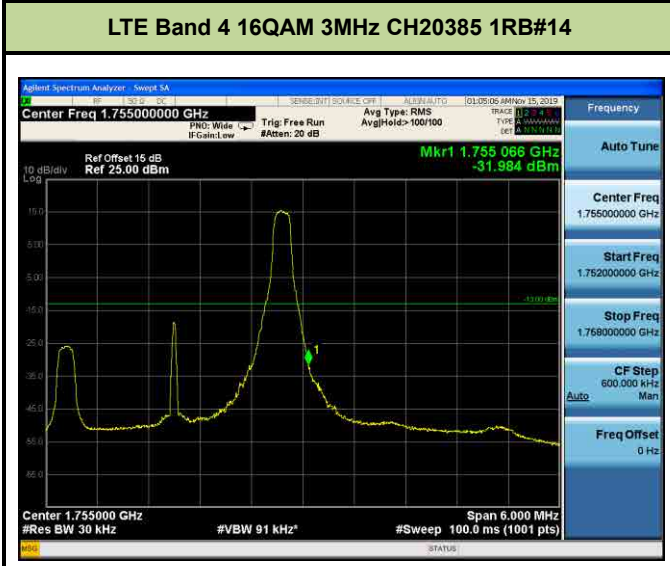
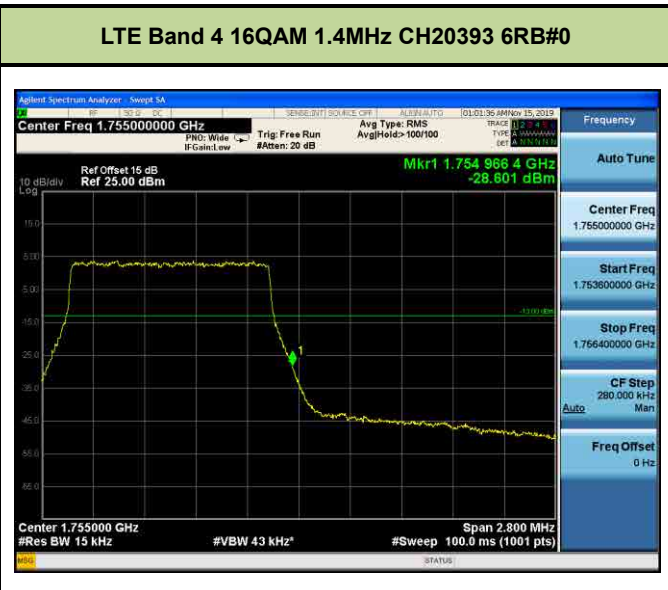
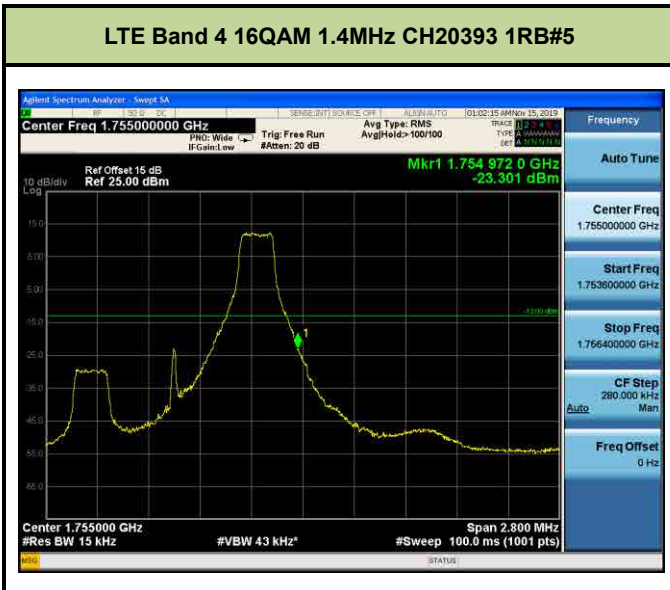
LTE Band 4 16QAM 5MHz CH19975 25RB#0

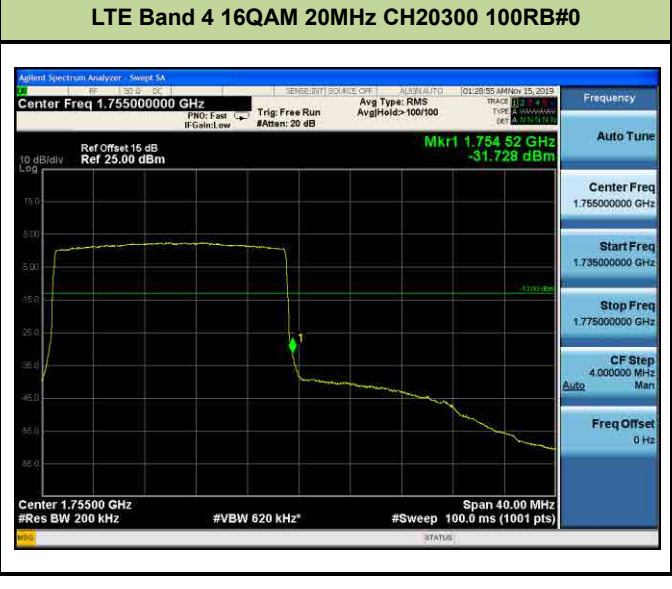
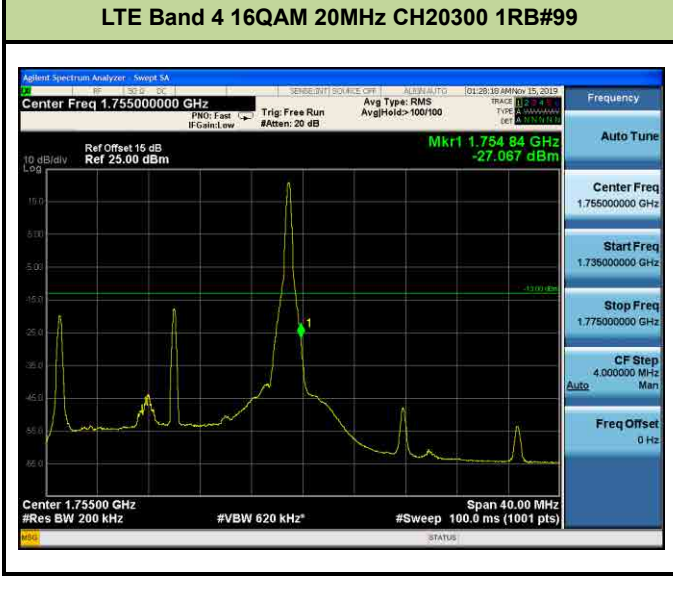
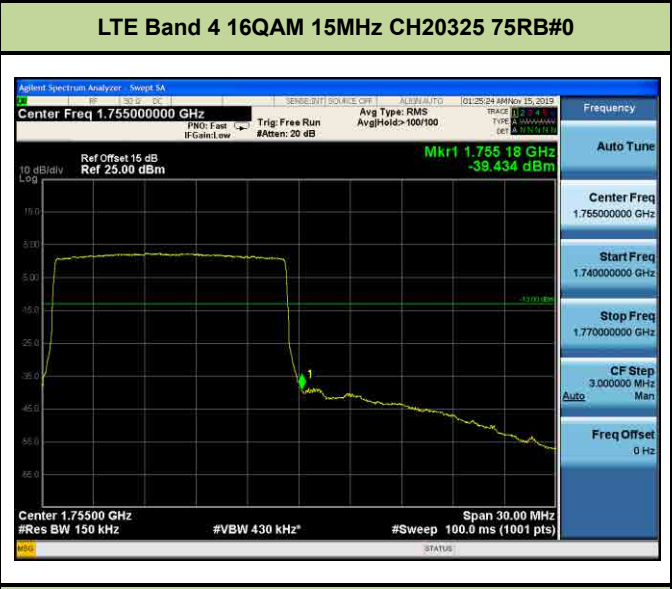
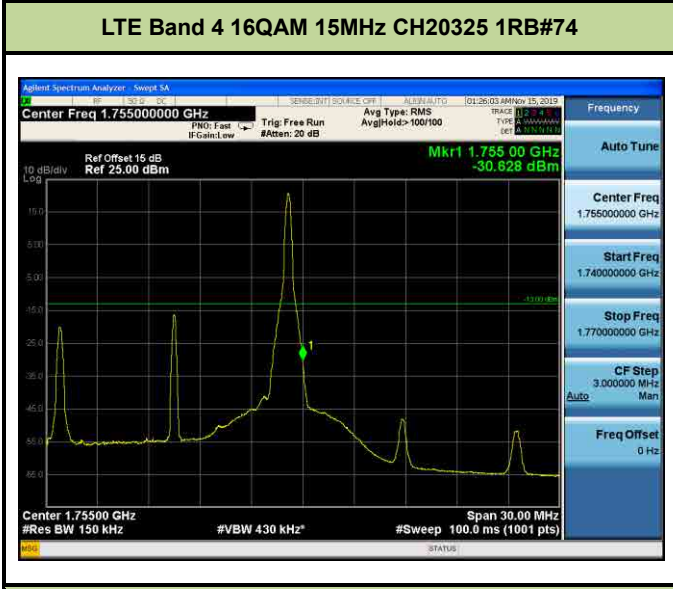
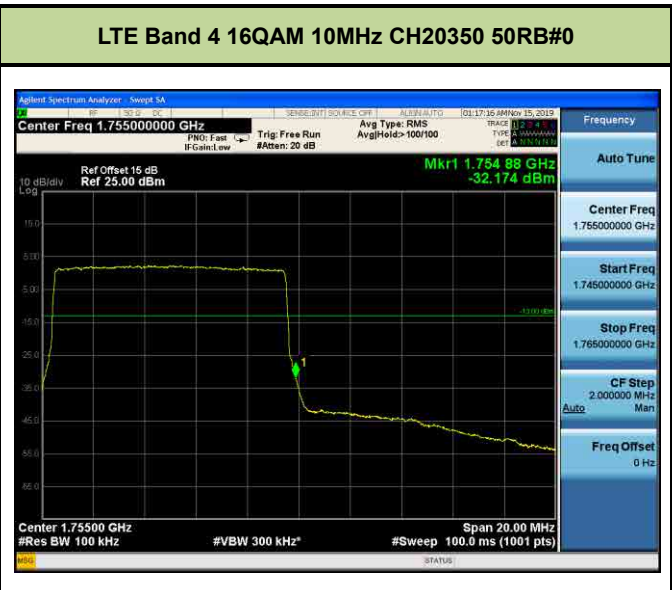
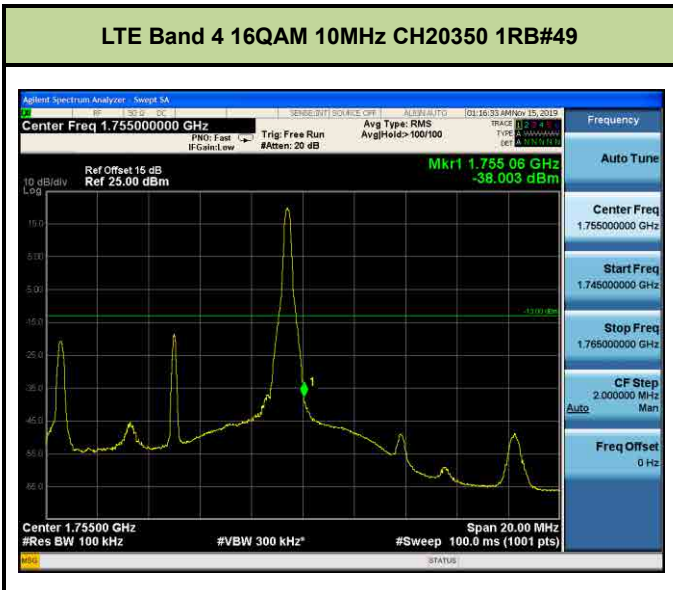






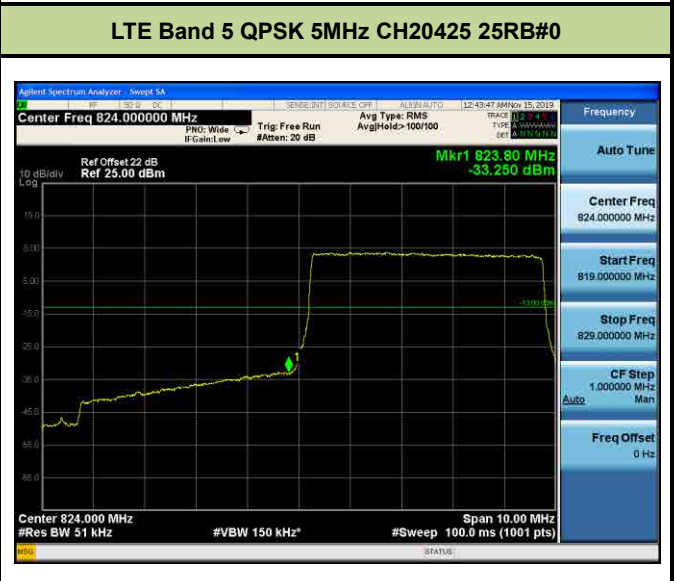
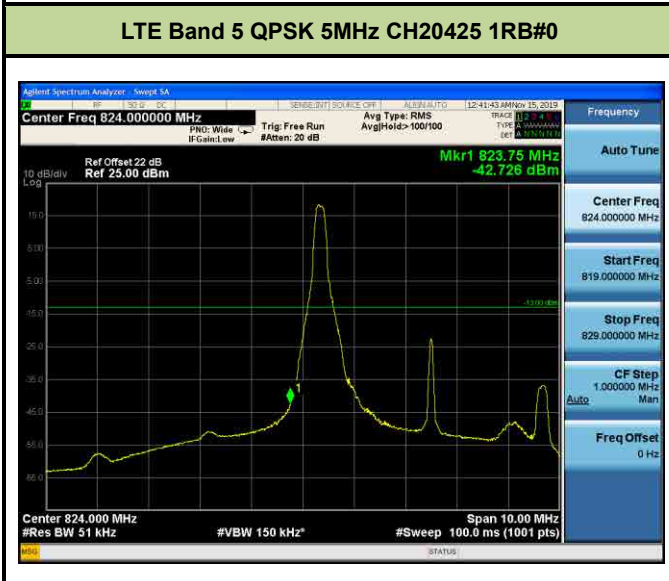
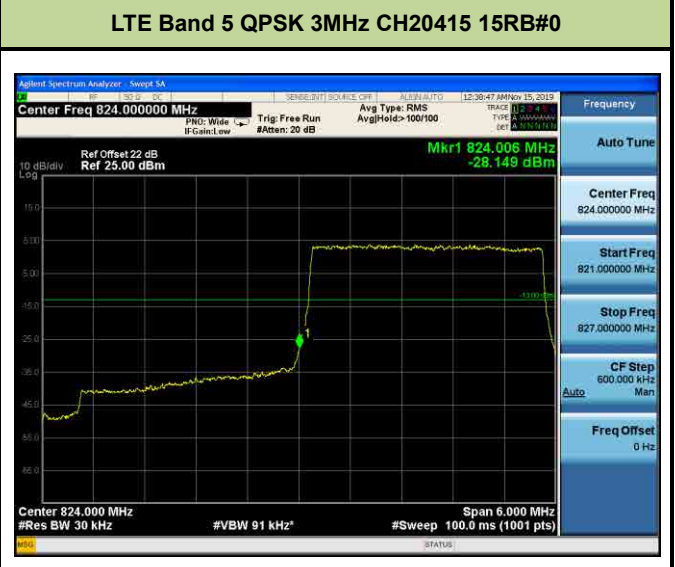
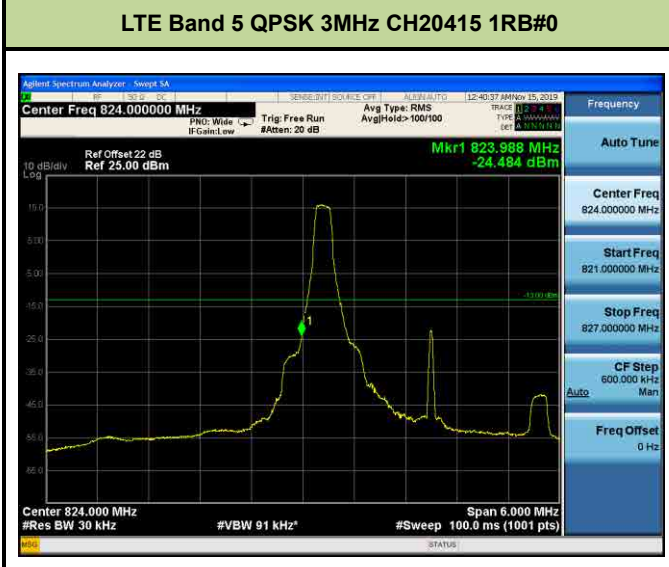
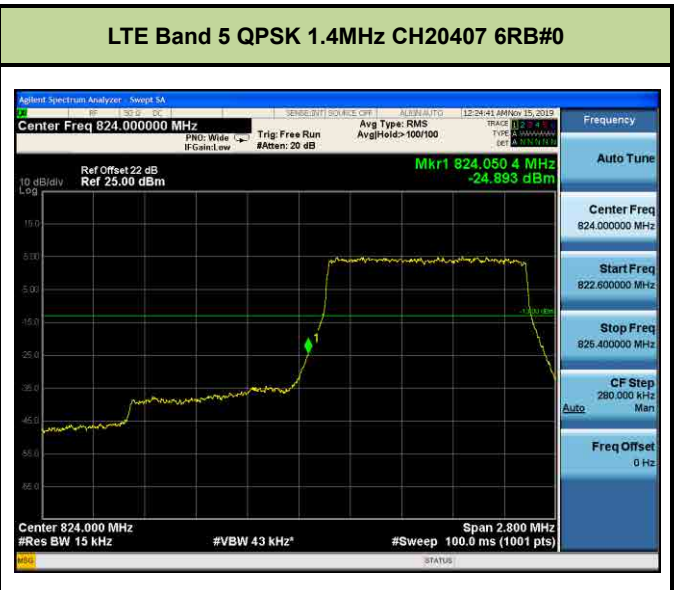
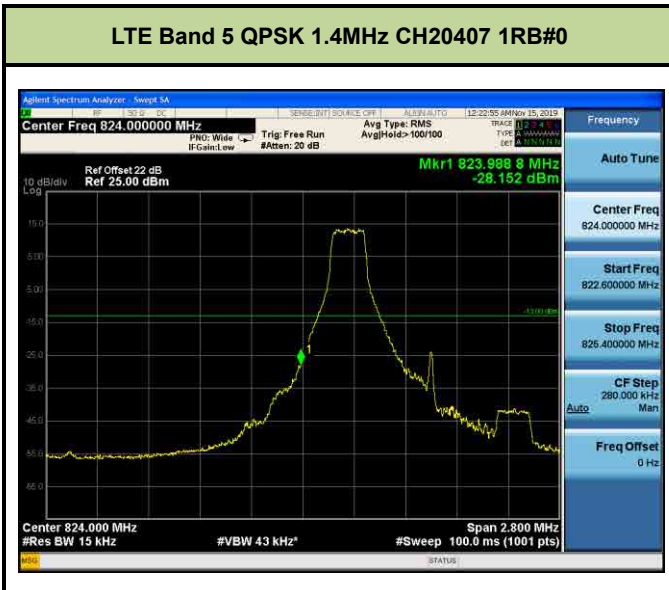


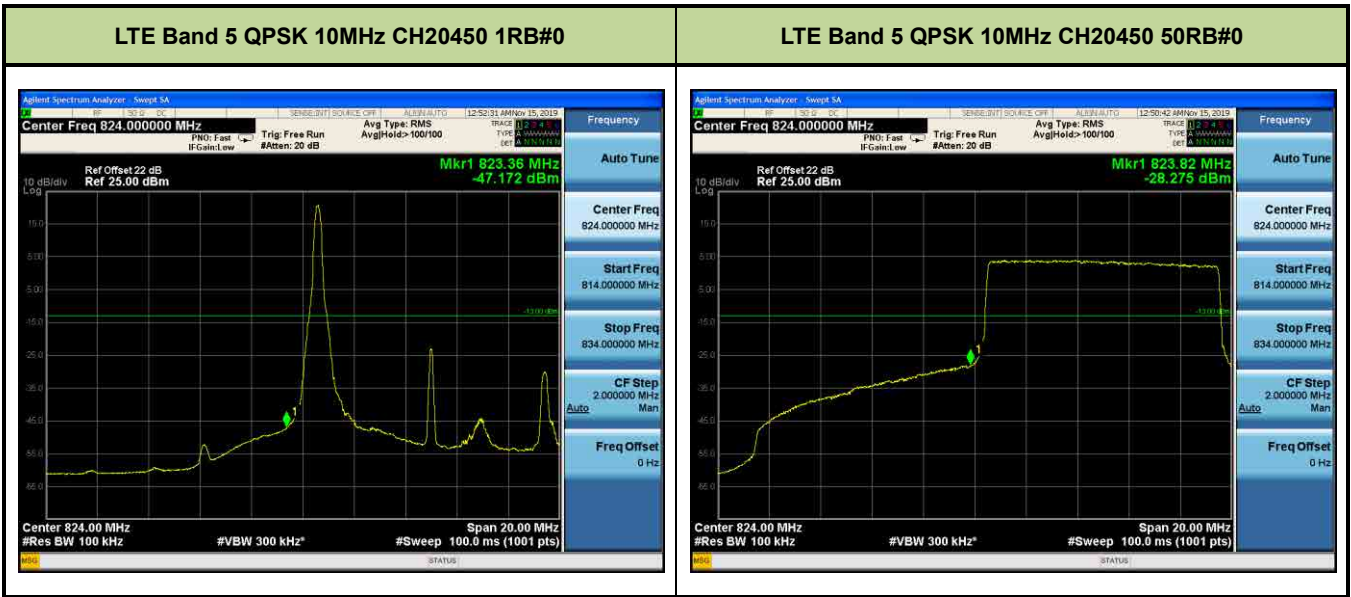




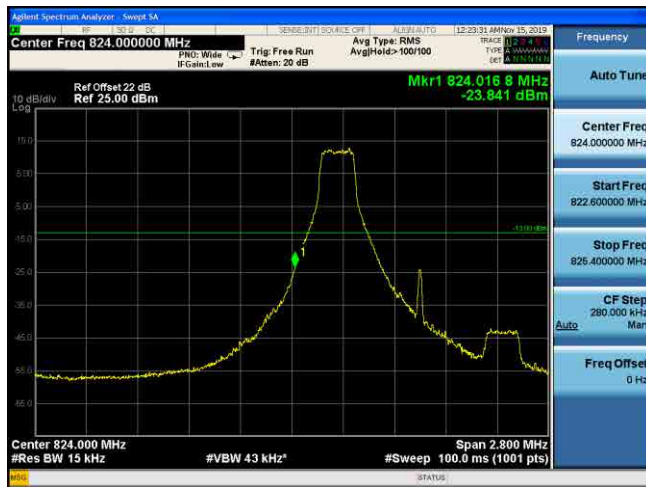
Test Mode	Modulation	Channel / Frequency (MHz)	Bandwidth (MHz)	RB Size	RB Offset	Test Result
LTE Band 5 (Low Channel)	QPSK	CH20407 / 824.7MHz	1.4	1	0	Pass
				6	0	Pass
		CH20415 / 825.5MHz	3	1	0	Pass
				15	0	Pass
		CH20425 / 826.5MHz	5	1	0	Pass
				25	0	Pass
	CH20450 / 829MHz	10	1	0	Pass	
			50	0	Pass	
	16QAM	CH20407 / 824.7MHz	1.4	1	0	Pass
				6	0	Pass
		CH20415 / 825.5MHz	3	1	0	Pass
				15	0	Pass
		CH20425 / 826.5MHz	5	1	0	Pass
				25	0	Pass
CH20450 / 829MHz		10	1	0	Pass	
			50	0	Pass	

Test Mode	Modulation	Channel / Frequency (MHz)	Bandwidth (MHz)	RB Size	RB Offset	Test Result
LTE Band 5 (High Channel)	QPSK	CH20643 / 848.3MHz	1.4	1	5	Pass
				6	0	Pass
		CH20635 / 847.5MHz	3	1	14	Pass
				15	0	Pass
		CH20625 / 846.5MHz	5	1	24	Pass
				25	0	Pass
	CH20600 / 844MHz	10	1	49	Pass	
			50	0	Pass	
	16QAM	CH20643 / 848.3MHz	1.4	1	5	Pass
				6	0	Pass
		CH20635 / 847.5MHz	3	1	14	Pass
				15	0	Pass
		CH20625 / 846.5MHz	5	1	24	Pass
				25	0	Pass
CH20600 / 844MHz		10	1	49	Pass	
			50	0	Pass	





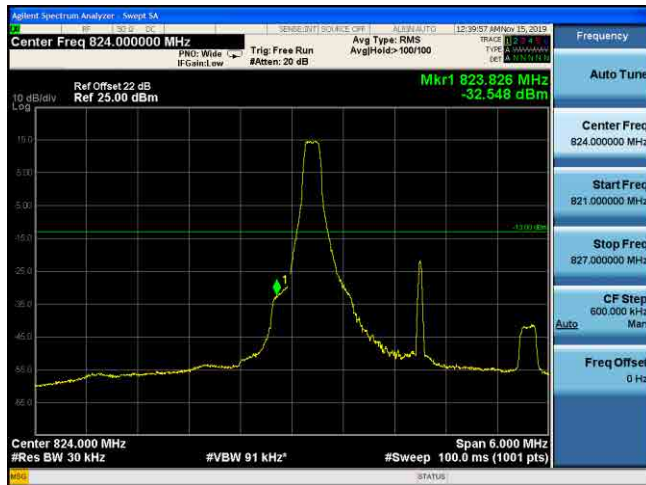
LTE Band 5 16QAM 1.4MHz CH20407 1RB#0



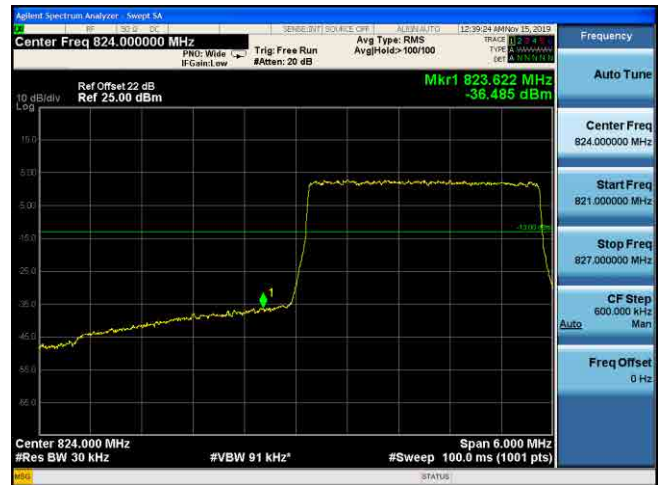
LTE Band 5 16QAM 1.4MHz CH20407 6RB#0



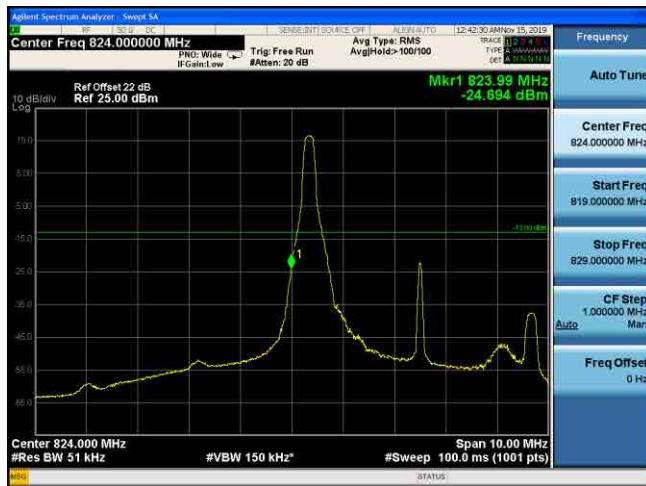
LTE Band 5 16QAM 3MHz CH20415 1RB#0



LTE Band 5 16QAM 3MHz CH20415 15RB#0

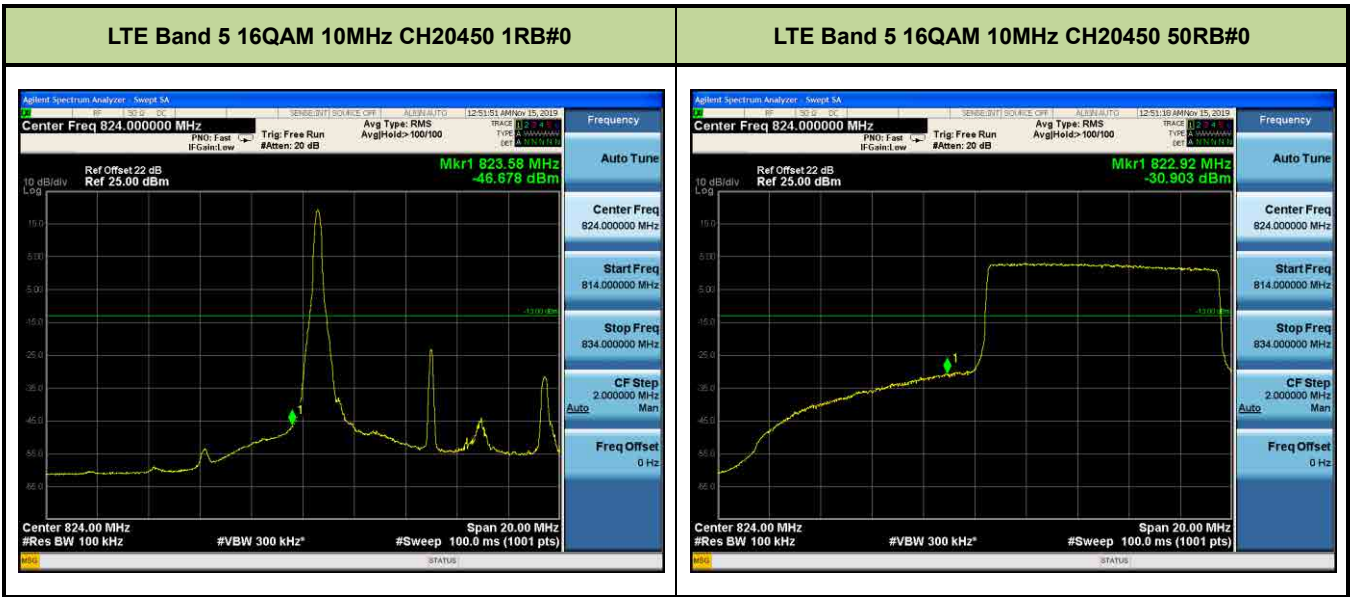


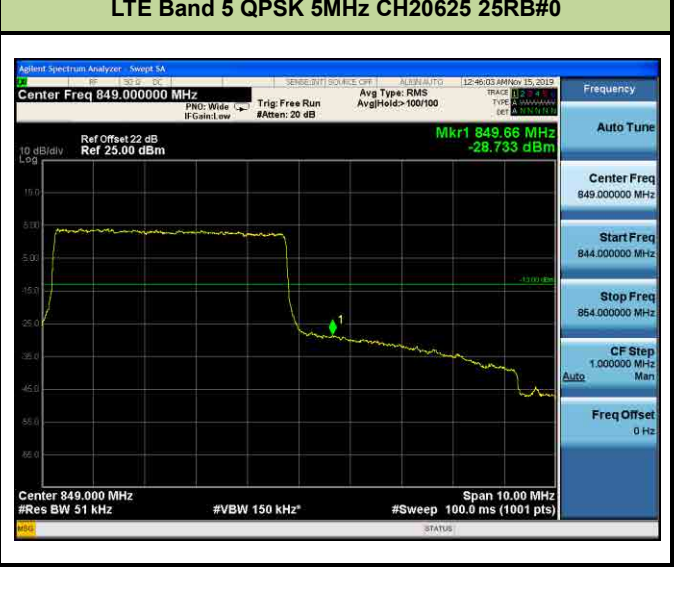
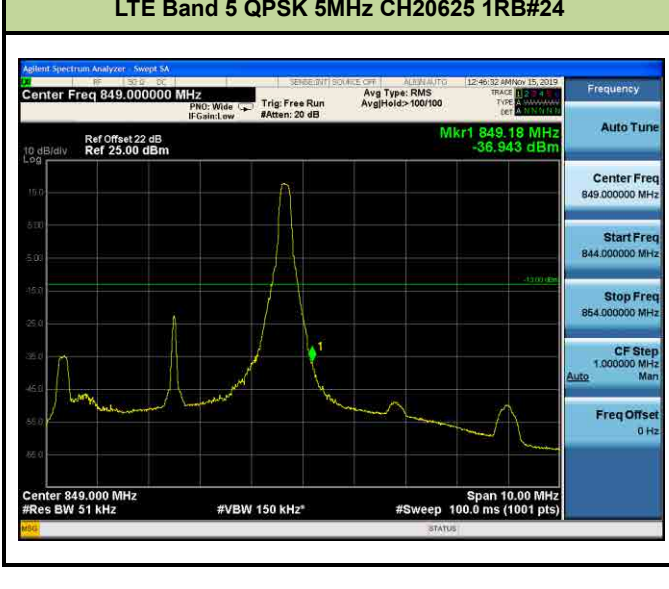
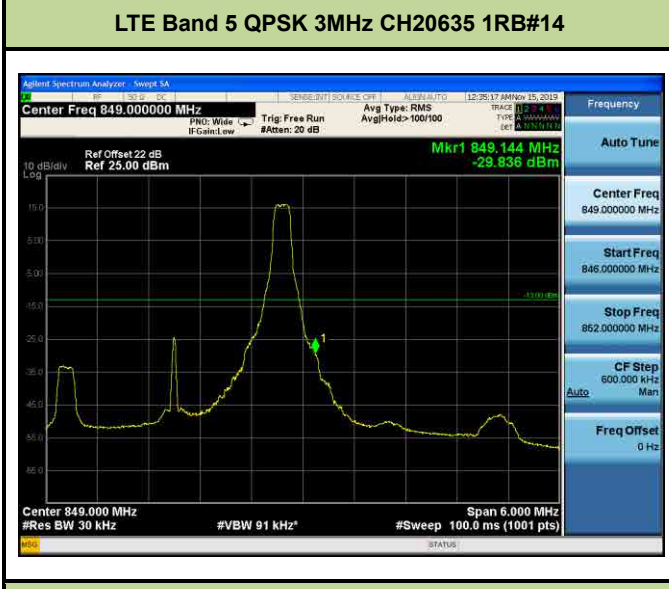
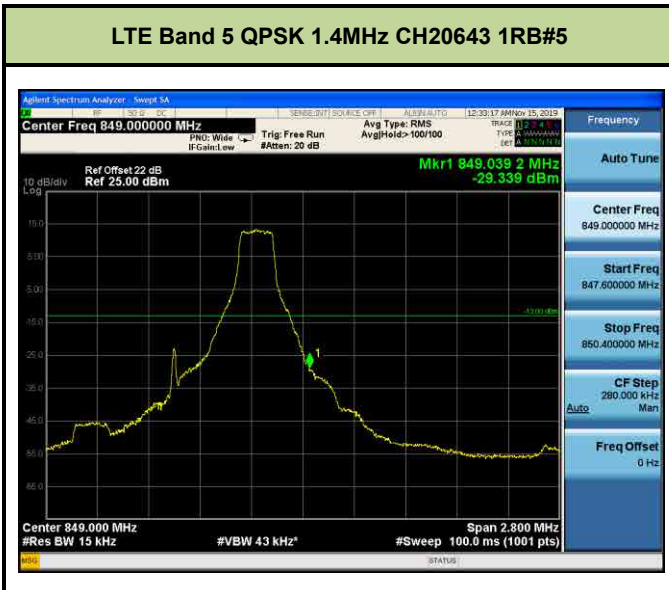
LTE Band 5 16QAM 5MHz CH20425 1RB#0

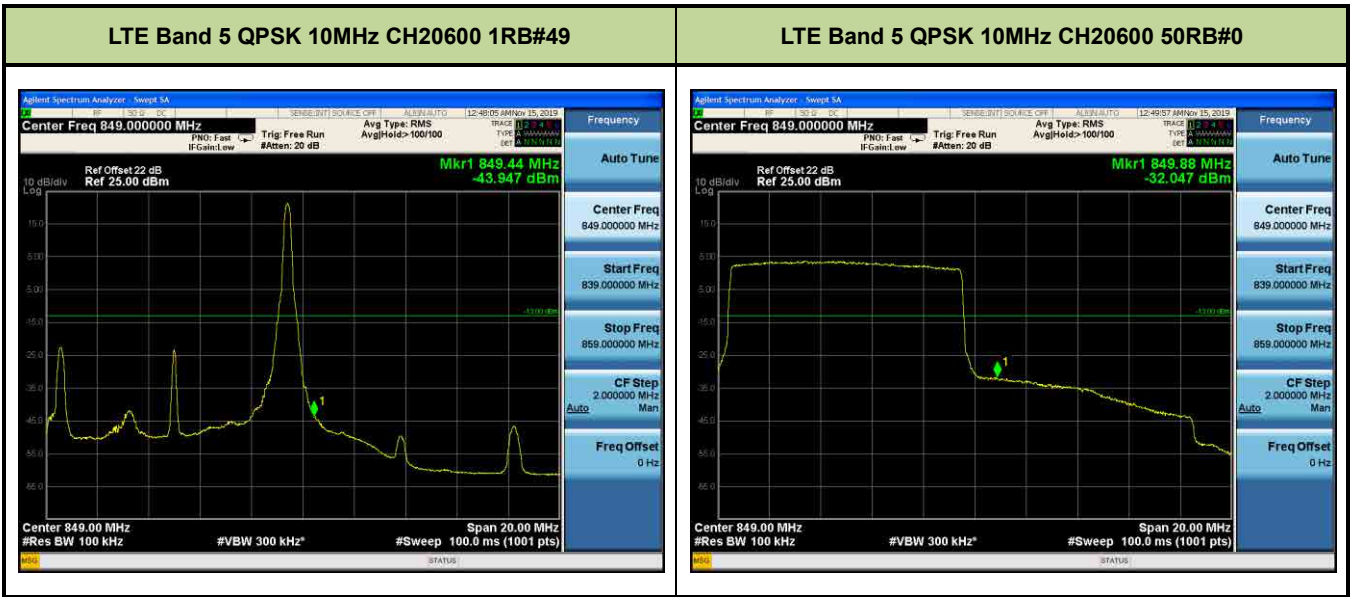


LTE Band 5 16QAM 5MHz CH20425 25RB#0

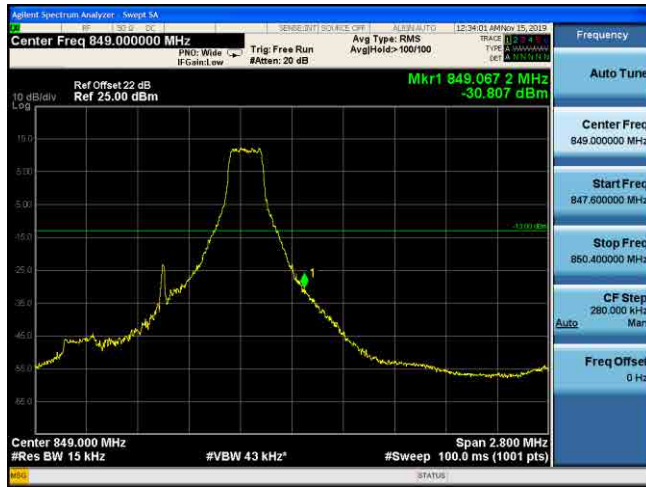








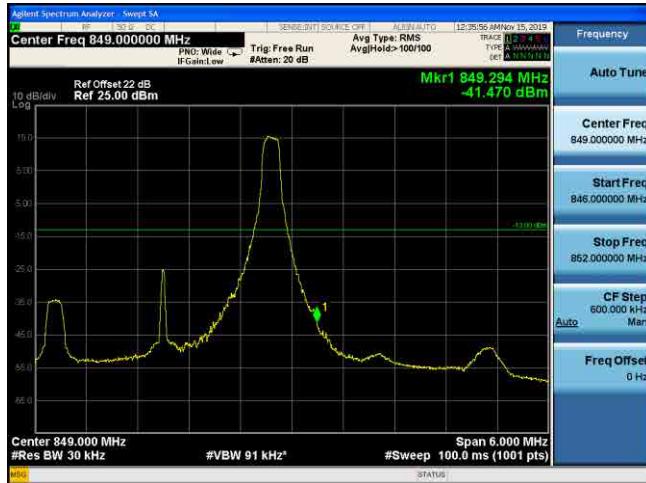
LTE Band 5 16QAM 1.4MHz CH20643 1RB#5



LTE Band 5 16QAM 1.4MHz CH20643 6RB#0



LTE Band 5 16QAM 3MHz CH20635 1RB#14



LTE Band 5 16QAM 3MHz CH20635 15RB#0

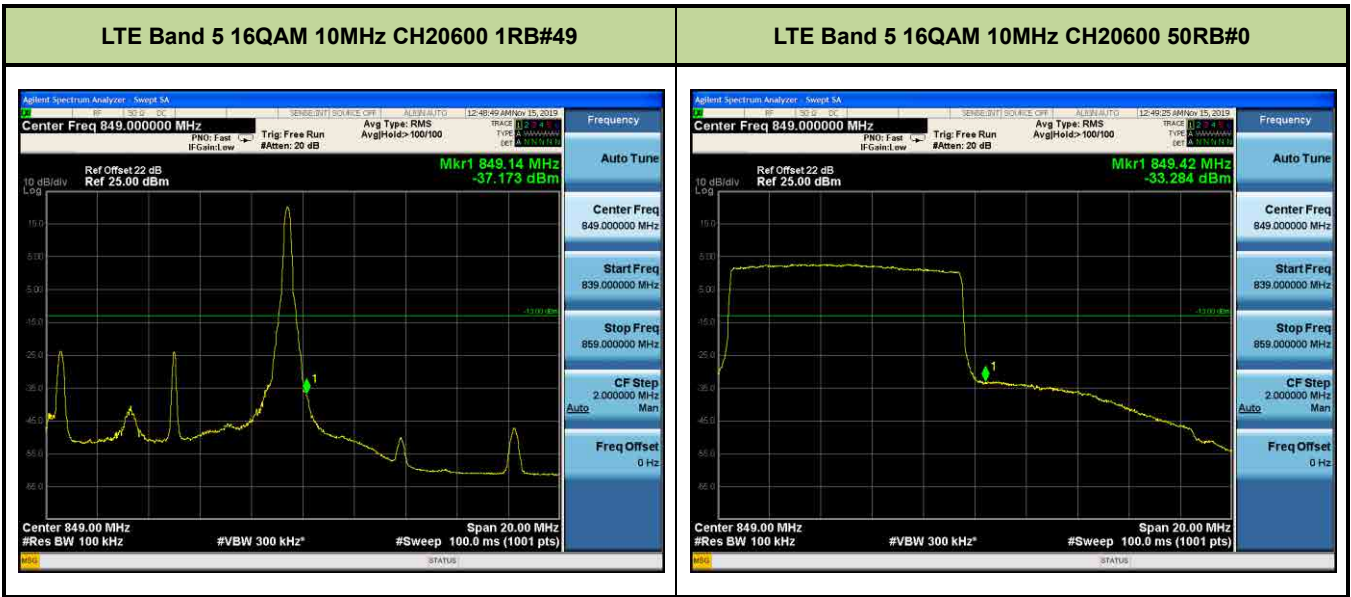


LTE Band 5 16QAM 5MHz CH20625 1RB#24



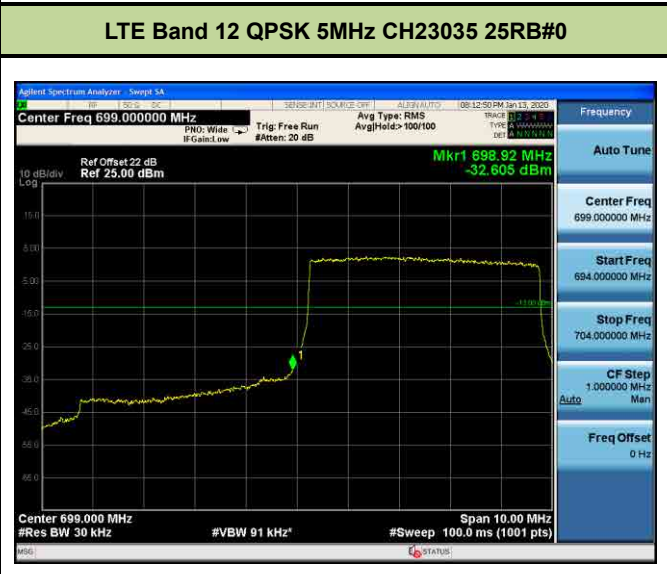
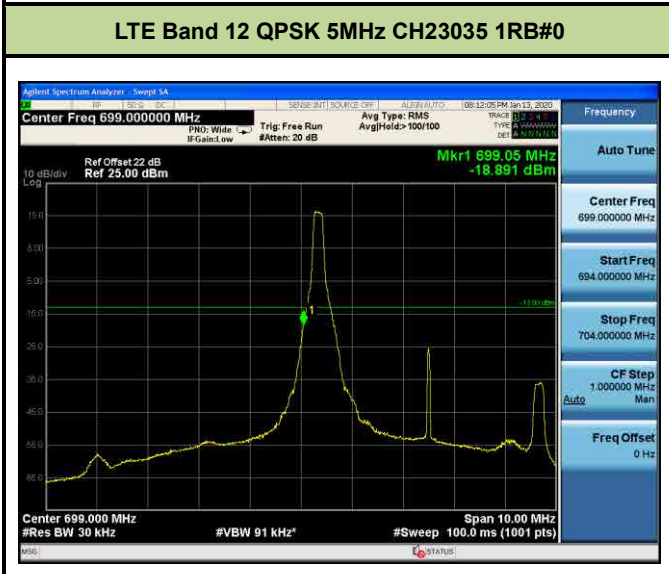
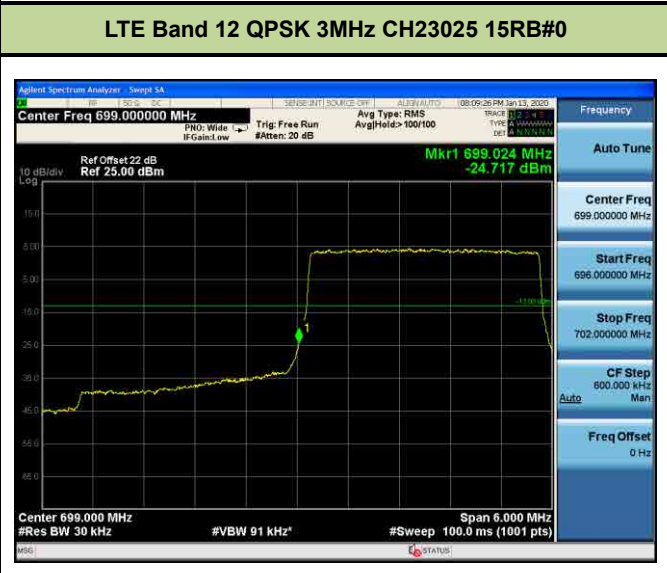
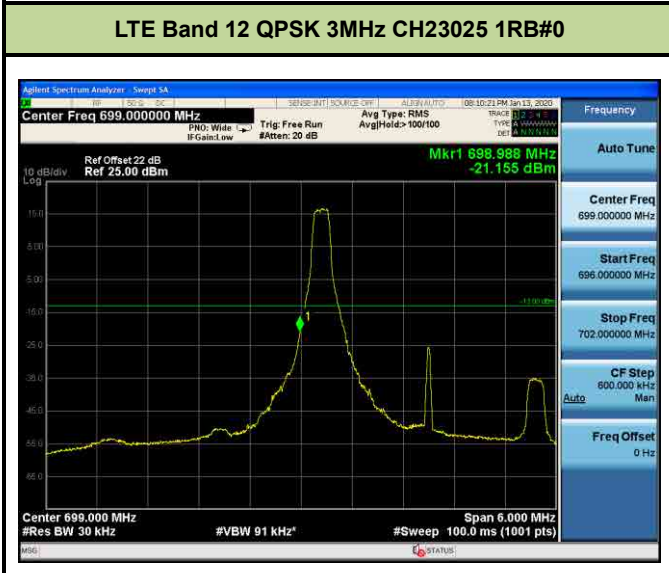
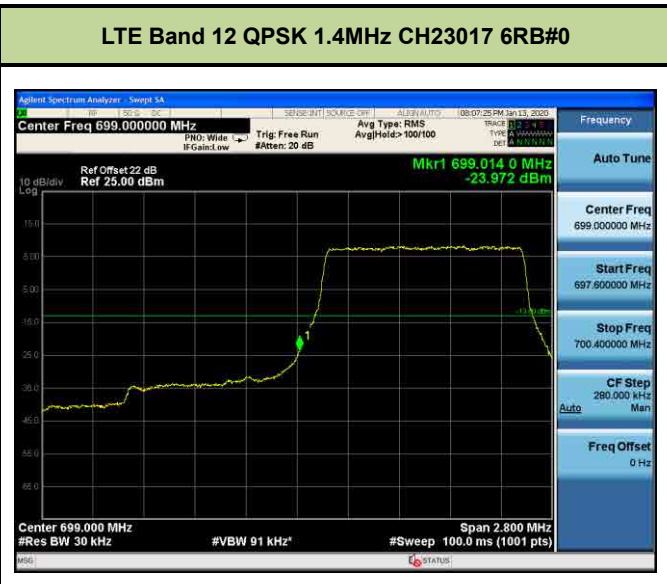
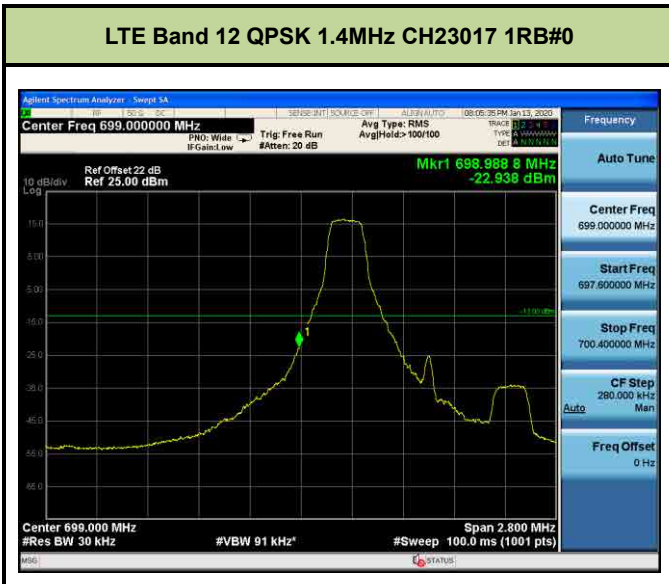
LTE Band 5 16QAM 5MHz CH20625 25RB#0

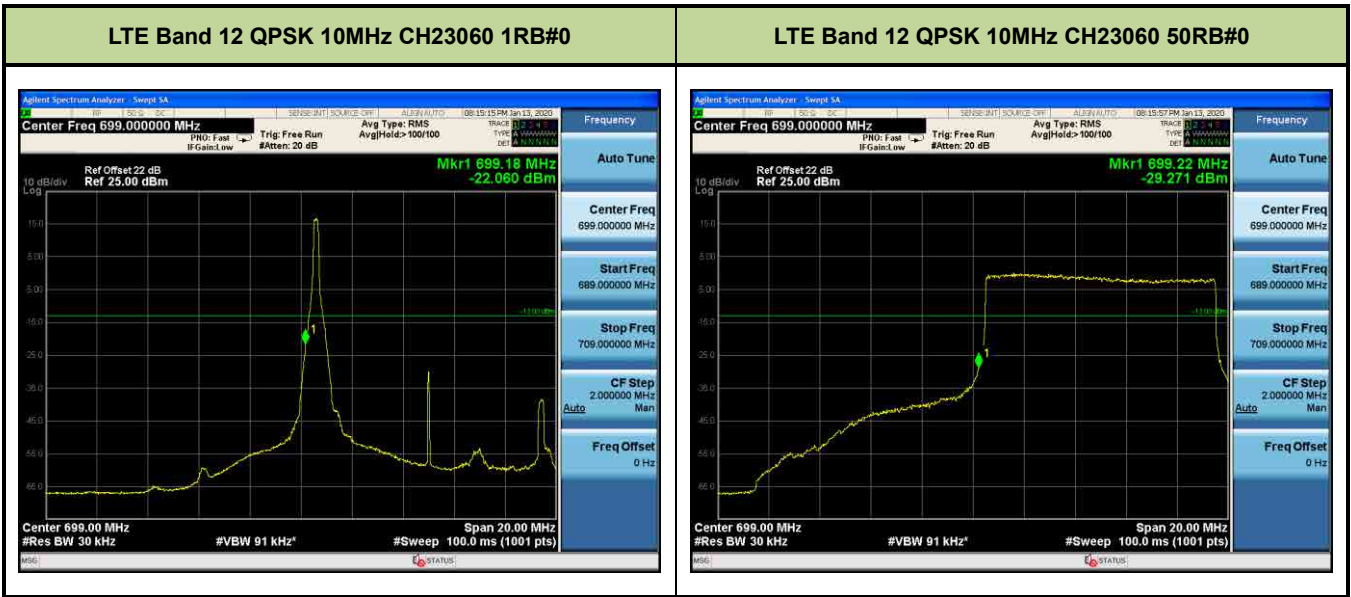


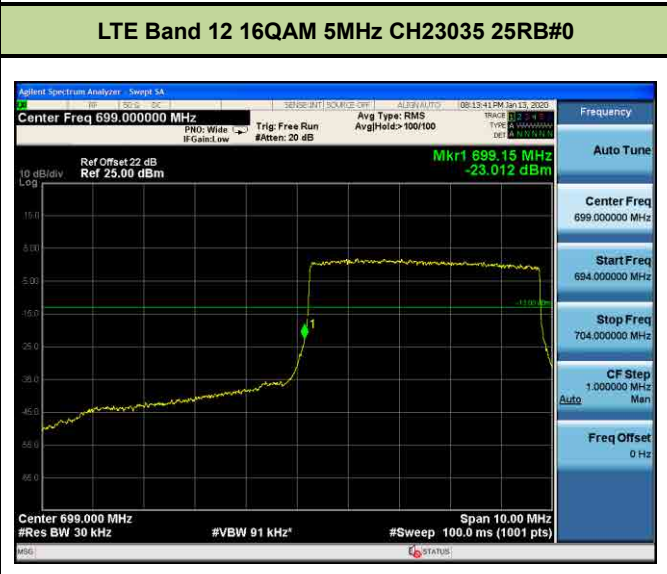
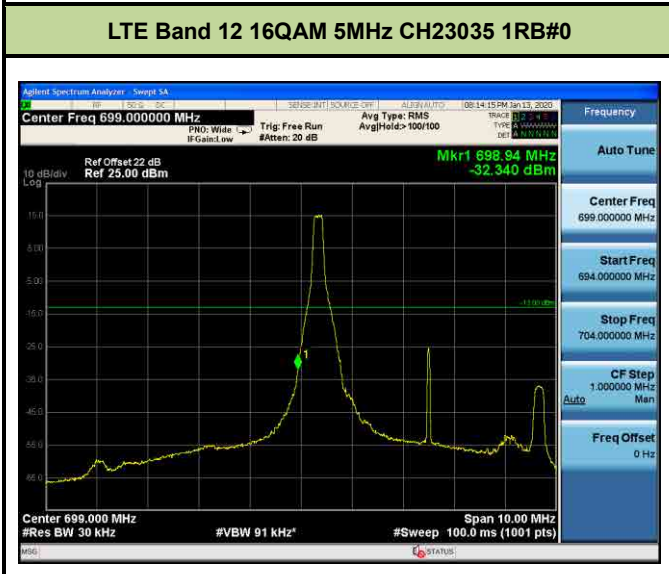
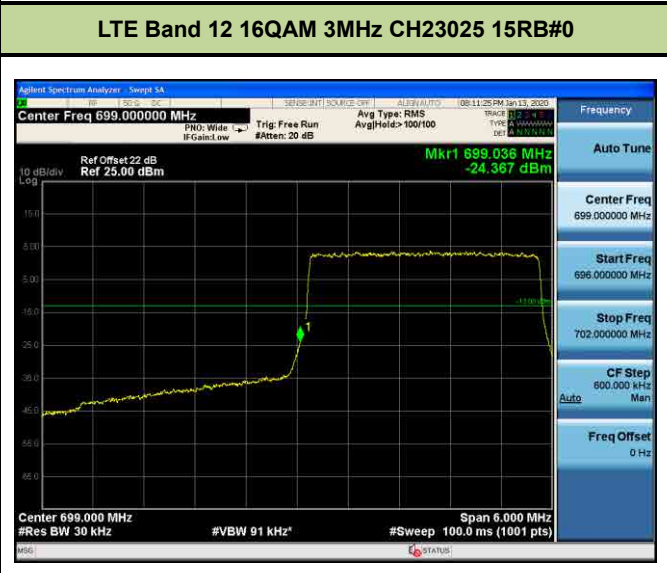
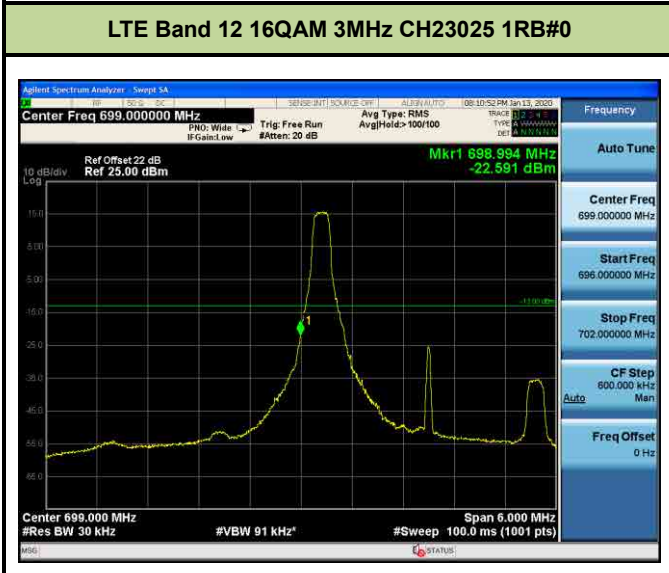
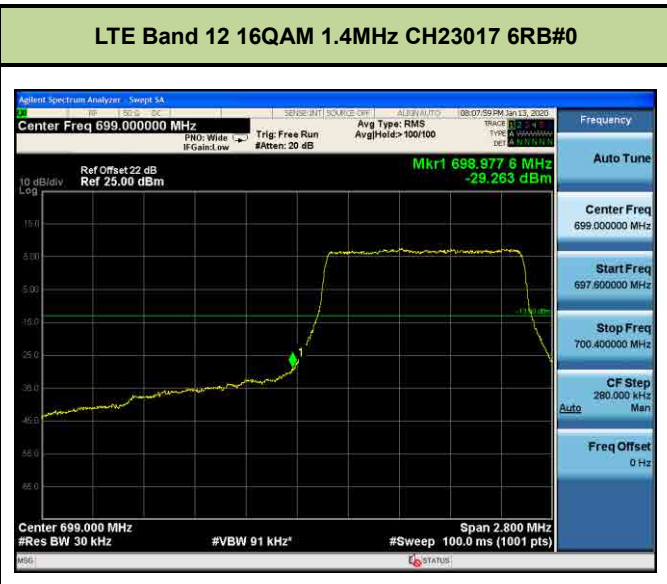
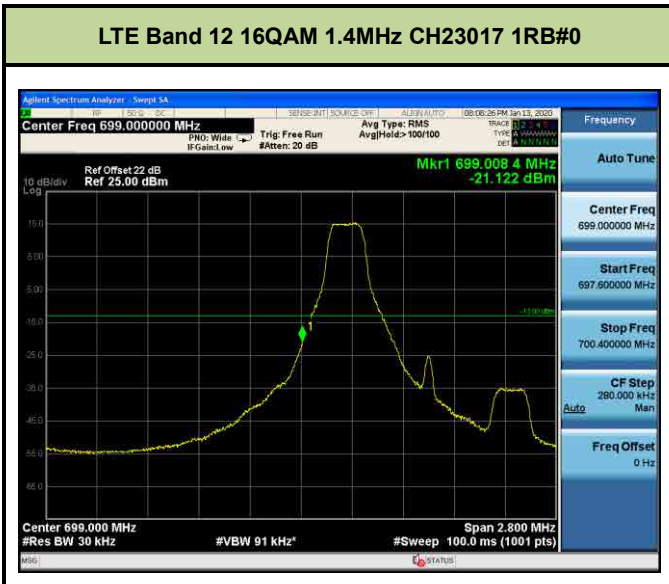


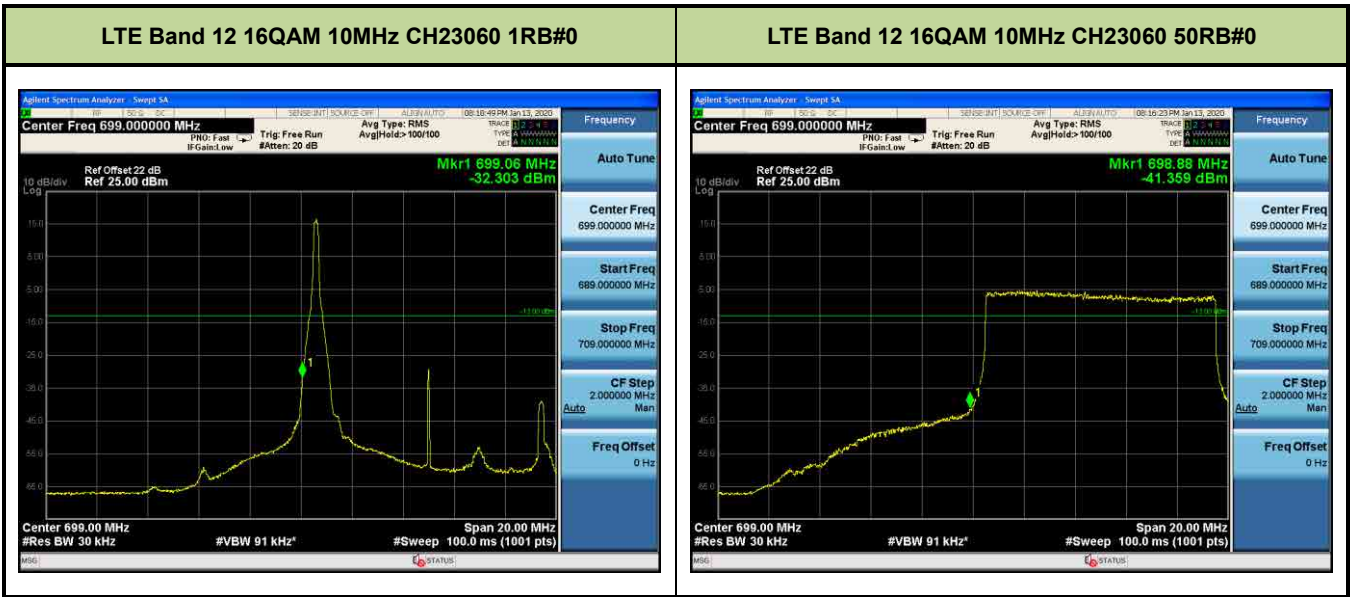
Test Mode	Modulation	Channel / Frequency (MHz)	Bandwidth (MHz)	RB Size	RB Offset	Test Result
LTE Band 12 (Low Channel)	QPSK	CH23017 / 699.7MHz	1.4	1	0	Pass
				6	0	Pass
		CH23025 / 700.5MHz	3	1	0	Pass
				15	0	Pass
		CH23035 / 701.5MHz	5	1	0	Pass
				25	0	Pass
	CH23060 / 704MHz	10	1	0	Pass	
			50	0	Pass	
	16QAM	CH23017 / 699.7MHz	1.4	1	0	Pass
				6	0	Pass
		CH23025 / 700.5MHz	3	1	0	Pass
				15	0	Pass
		CH23035 / 701.5MHz	5	1	0	Pass
				25	0	Pass
CH23060 / 704MHz		10	1	0	Pass	
			50	0	Pass	

Test Mode	Modulation	Channel / Frequency (MHz)	Bandwidth (MHz)	RB Size	RB Offset	Test Result
LTE Band 12 (High Channel)	QPSK	CH23173 / 715.3MHz	1.4	1	5	Pass
				6	0	Pass
		CH23165 / 714.5MHz	3	1	14	Pass
				15	0	Pass
		CH23155 / 713.5MHz	5	1	24	Pass
				25	0	Pass
	CH23130 / 711MHz	10	1	49	Pass	
			50	0	Pass	
	16QAM	CH23173 / 715.3MHz	1.4	1	5	Pass
				6	0	Pass
		CH23165 / 714.5MHz	3	1	14	Pass
				15	0	Pass
		CH23155 / 713.5MHz	5	1	24	Pass
				25	0	Pass
CH23130 / 711MHz		10	1	49	Pass	
			50	0	Pass	









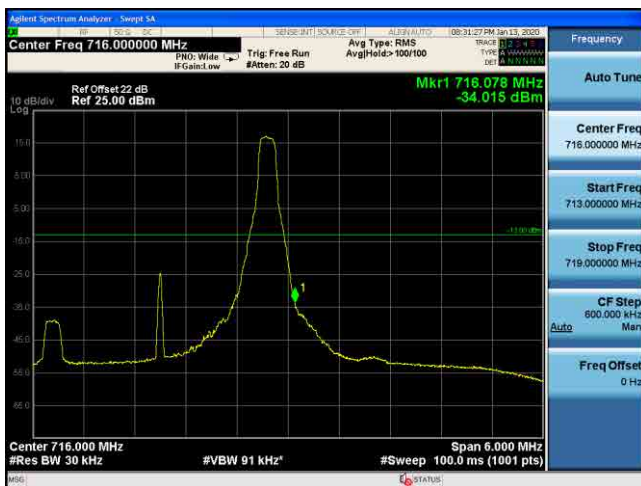
LTE Band 12 QPSK 1.4MHz CH23173 1RB#5



LTE Band 12 QPSK 1.4MHz CH23173 6RB#0



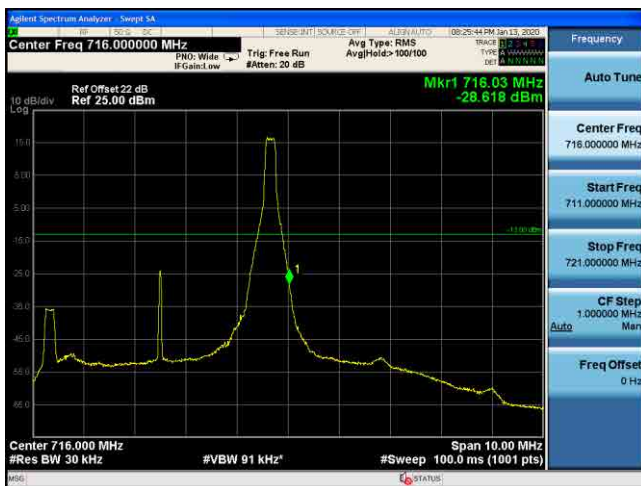
LTE Band 12 QPSK 3MHz CH23165 1RB#14



LTE Band 12 QPSK 3MHz CH23165 15RB#0

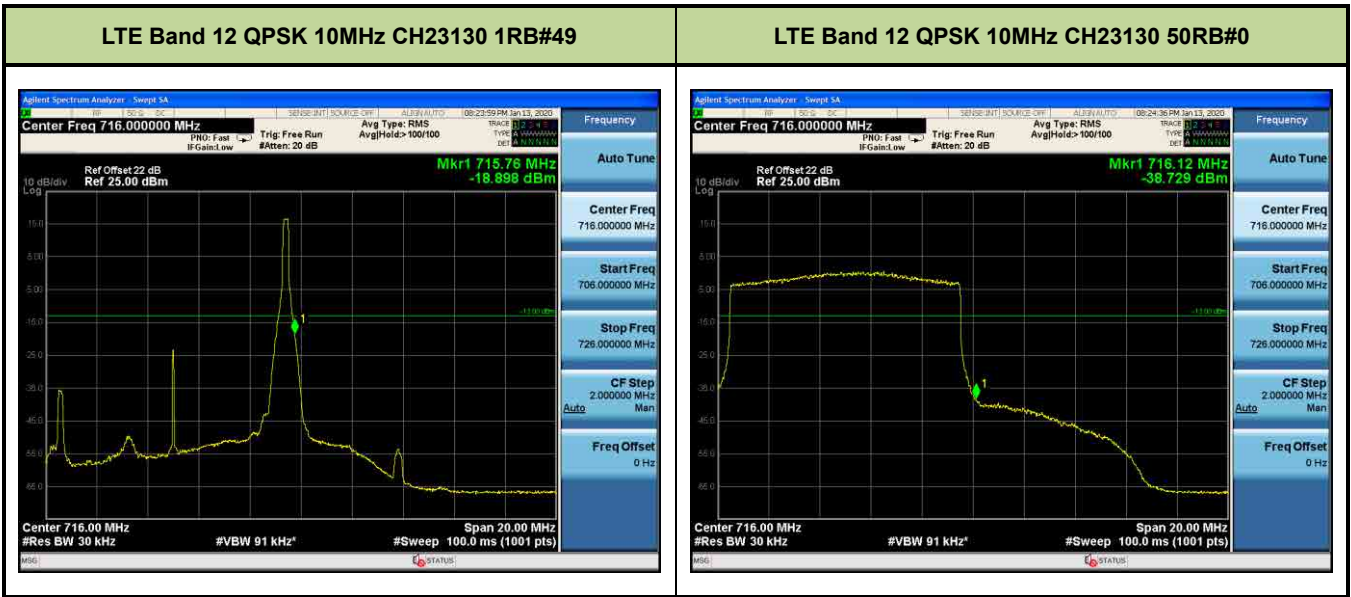


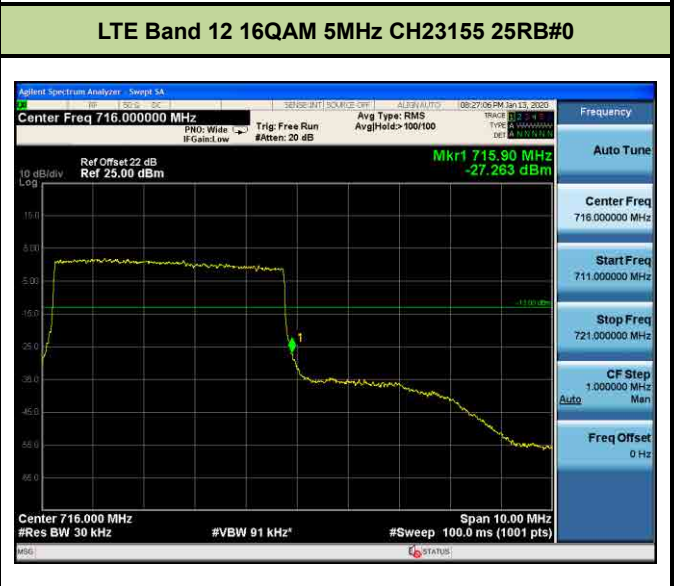
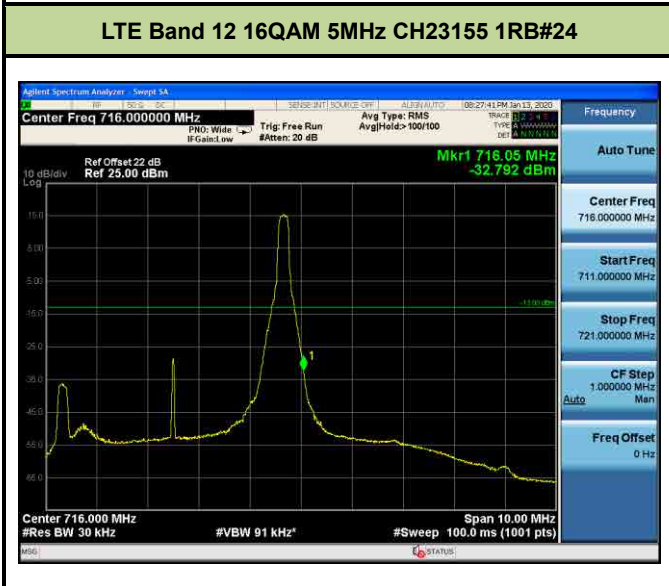
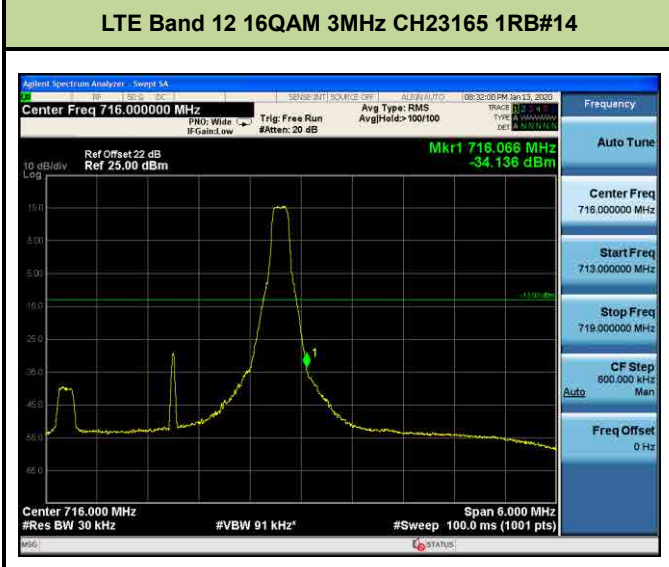
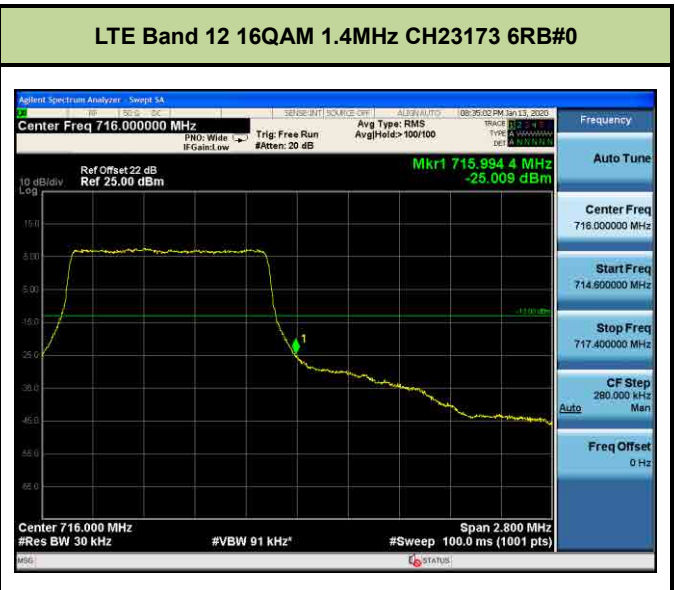
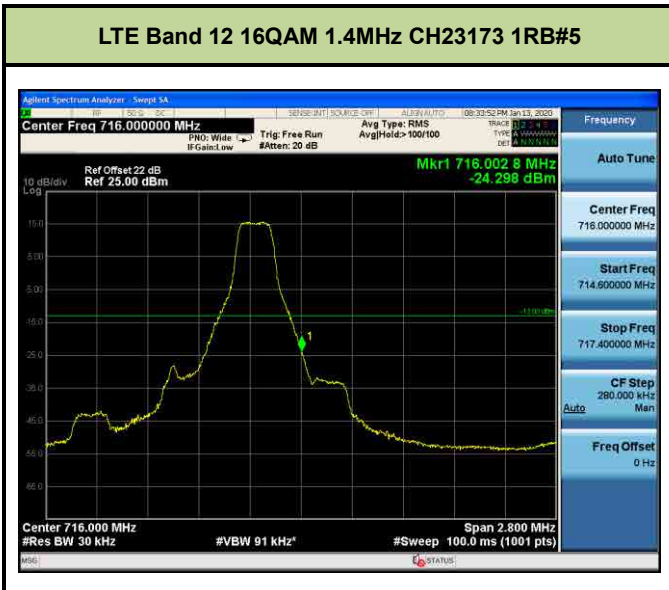
LTE Band 12 QPSK 5MHz CH23155 1RB#24

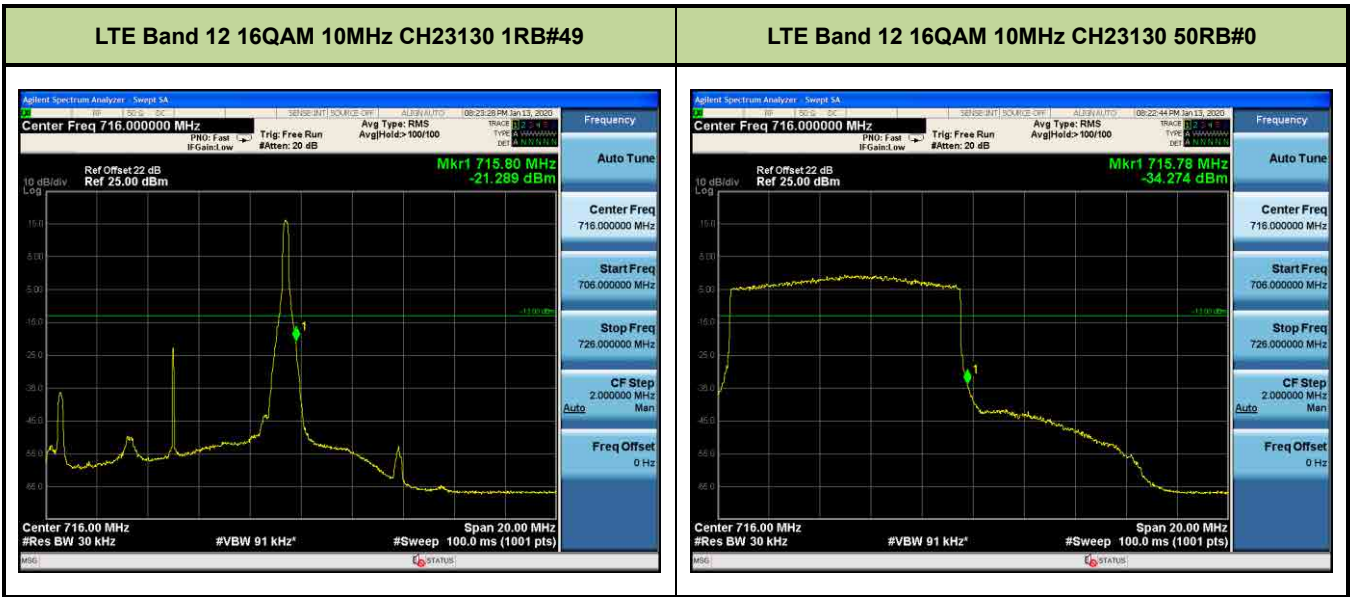


LTE Band 12 QPSK 5MHz CH23155 25RB#0









7.5. Power and Radiated Spurious Emissions

7.5.1 Test Limit

Radiated Power

For FCC Part 22.913(a)(2):

The ERP of mobile transmitters and auxiliary test transmitters must not exceed 7 Watts.

For FCC Part 24.232(c)/27.50(h):

The EIRP of mobile transmitters and auxiliary test transmitters must not exceed 2 Watts.

For FCC Part 27.50(b):

The ERP of mobile transmitters and auxiliary test transmitters must not exceed 3 Watts.

For FCC Part 27.50(d):

The ERP of mobile transmitters and auxiliary test transmitters must not exceed 1 Watts.

Radiated Spurious Emissions

For FCC Part 22.917(a)/24.238(a)/27.53(c)/27.53(f)/27.53(h):

The power of any emission outside of the authorized operating frequency ranges must be attenuated below the transmitting power (P) by a factor of at least $43 + 10\log_{10}(P)$ dB.

For FCC Part 27.53(m):

The power of any emission outside of the authorized operating frequency ranges must be attenuated below the transmitting power (P) by a factor of at least $55 + 10\log_{10}(P)$ dB.

7.5.2 Test Procedure Used

KDB 971168 D01v03r01 - Section 7.0 & ANSI/TIA-603-E-2016

7.5.3 Test Setting


1. The EUT shall be placed at the specified height on a support, and in the position closest to normal use as declared by provider.
2. The test antenna shall be oriented initially for vertical polarization and shall be chosen to correspond to the frequency of the transmitter
3. The output of the test antenna shall be connected to the measuring receiver.
4. The transmitter shall be switched on and the measuring receiver shall be tuned to the frequency of the transmitter under test.
5. The test antenna shall be raised and lowered through the specified range of height until a maximum signal level is detected by the measuring receiver.
6. The transmitter shall then be rotated through 360° in the horizontal plane, until the maximum signal level is detected by the measuring receiver.
7. The test antenna shall be raised and lowered again through the specified range of height until a maximum signal level is detected by the measuring receiver.
8. The maximum signal level detected by the measuring receiver shall be noted.
9. The transmitter shall be replaced by a substitution antenna.
10. The substitution antenna shall be orientated for vertical polarization and the length of the substitution antenna shall be adjusted to correspond to the frequency of the transmitter.
11. The substitution antenna shall be connected to a calibrated signal generator.
12. If necessary, the input attenuator setting of the measuring receiver shall be adjusted in order to increase the sensitivity of the measuring receiver.
13. The test antenna shall be raised and lowered through the specified range of height to ensure that the maximum signal is received.
14. The input signal to the substitution antenna shall be adjusted to the level that produces a level detected by the measuring receiver, that is equal to the level noted while the transmitter

radiated power was measured, corrected for the change of input attenuator setting of the measuring receiver.

15. The measurement shall be repeated with the test antenna and the substitution antenna orientated for horizontal polarization.
16. The measure of the effective radiated power is the larger of the two levels recorded at the input to the substitution antenna, corrected for gain of the substitution antenna if necessary.
17. Test site anechoic chamber refer to ANSI C63.4: 2014.

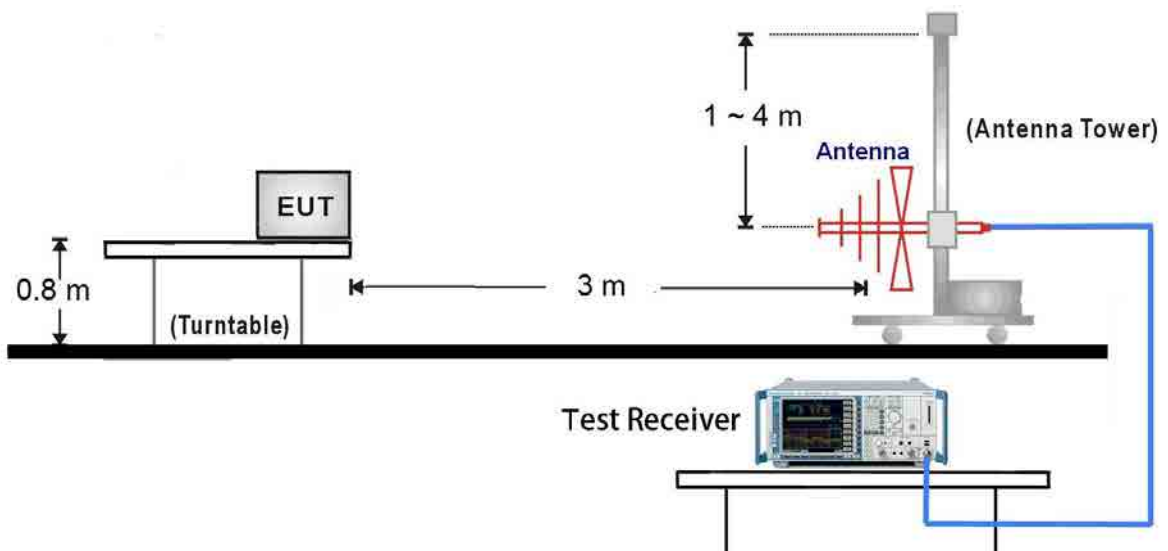
7.5.4 Test Setup

Conducted Power

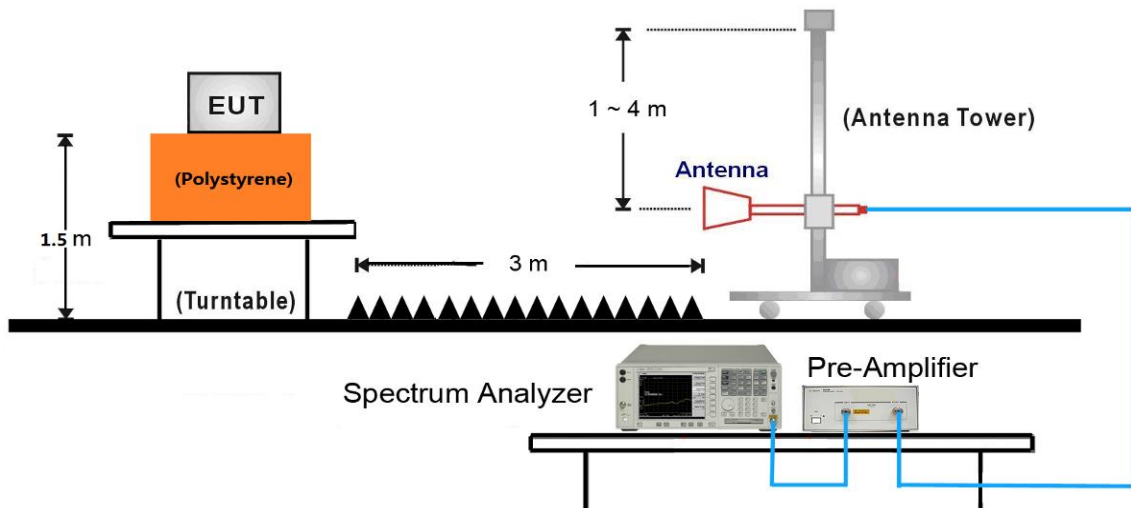


Radiated Power & Radiated Spurious Emissions

30MHz ~ 1GHz Test Setup:



1GHz ~ 10GHz Test Setup:



7.5.5 Test Result

Conducted Power

LTE Band 2		1.4MHz			3MHz			5MHz			10MHz			15MHz			20MHz			MPR	
Channel	Modulation	RB	RB	Max	RB	RB	Max	RB	RB	Max	RB	RB	Max	RB	RB	Max	RB	RB	Max		
		No.	Offset	Power	No.	Offset	Power	No.	Offset	Power	No.	Offset	Power	No.	Offset	Power	No.	Offset	Power		
		18607 (1850.7MHz)			18615 (1851.5MHz)			18625 (1852.5MHz)			18650 (1855MHz)			18675 (1857.5MHz)			18700 (1860MHz)				
Low	QPSK	1	#0	22.02	1	#0	22.44	1	#0	22.46	1	#0	22.13	1	#0	22.14	1	#0	22.36	0	
		1	#2	21.98	1	#7	22.40	1	#12	22.38	1	#25	22.07	1	#36	22.06	1	#49	22.28	0	
		1	#5	21.95	1	#14	22.36	1	#24	22.30	1	#49	22.01	1	#74	22.01	1	#99	22.22	0	
		3	#0	22.18	8	#0	21.17	12	#0	21.21	25	#0	21.28	36	#0	21.26	50	#0	21.09	0-1	
		3	#2	22.15	8	#4	21.14	12	#6	21.18	25	#12	21.26	36	#18	21.19	50	#24	21.04	0-1	
		3	#3	22.10	8	#7	21.06	12	#13	21.14	25	#25	21.20	36	#37	21.13	50	#49	21.01	0-1	
		16QAM	6	#0	21.17	15	#0	21.23	25	#0	21.26	50	#0	21.27	75	#0	21.27	100	#0	21.30	0-1
			1	#0	21.16	1	#0	21.22	1	#0	21.80	1	#0	21.24	1	#0	21.00	1	#0	21.26	0-1
			1	#2	21.10	1	#7	21.16	1	#12	21.76	1	#25	21.20	1	#36	20.93	1	#49	21.22	0-1
			1	#5	21.06	1	#14	21.08	1	#24	21.69	1	#49	21.12	1	#74	20.90	1	#99	21.17	0-1
			3	#0	21.42	8	#0	20.51	12	#0	20.38	25	#0	20.47	36	#0	20.33	50	#0	20.20	0-2
			3	#2	21.36	8	#4	20.43	12	#6	20.34	25	#12	20.43	36	#18	20.29	50	#24	20.16	0-2
Mid	QPSK	18900 (1880MHz)			18900 (1880MHz)			18900 (1880MHz)			18900 (1880MHz)			18900 (1880MHz)			18900 (1880MHz)			MPR	
		1	#0	22.71	1	#0	22.54	1	#0	22.26	1	#0	22.66	1	#0	22.62	1	#0	22.58	0	
		1	#2	22.64	1	#7	22.50	1	#12	22.19	1	#25	22.63	1	#36	22.57	1	#49	22.53	0	
		1	#5	22.60	1	#14	22.43	1	#24	22.14	1	#49	22.58	1	#74	22.51	1	#99	22.50	0	
		3	#0	22.49	8	#0	21.62	12	#0	21.53	25	#0	22.05	36	#0	21.61	50	#0	21.61	0-1	
		3	#2	22.45	8	#4	21.60	12	#6	21.46	25	#12	22.01	36	#18	21.53	50	#24	21.54	0-1	
		16QAM	3	#3	22.34	8	#7	21.54	12	#13	21.42	25	#25	21.95	36	#37	21.46	50	#49	21.49	0-1
			6	#0	21.53	15	#0	21.45	25	#0	21.52	50	#0	22.00	75	#0	21.66	100	#0	21.58	0-1
			1	#0	21.52	1	#0	21.77	1	#0	21.46	1	#0	21.44	1	#0	21.50	1	#0	21.79	0-1
			1	#2	21.48	1	#7	21.71	1	#12	21.43	1	#25	21.40	1	#36	21.46	1	#49	21.70	0-1
			1	#5	21.42	1	#14	21.68	1	#24	21.38	1	#49	21.34	1	#74	21.41	1	#99	21.68	0-1
			3	#0	21.62	8	#0	20.43	12	#0	20.67	25	#0	20.76	36	#0	20.65	50	#0	20.54	0-2
		3	#2	21.56	8	#4	20.40	12	#6	20.64	25	#12	20.70	36	#18	20.60	50	#24	20.50	0-2	
		3	#3	21.48	8	#7	20.35	12	#13	20.60	25	#25	20.65	36	#37	20.57	50	#49	20.43	0-2	
		6	#0	20.79	15	#0	20.51	25	#0	20.76	50	#0	20.60	75	#0	20.74	100	#0	20.64	0-2	



		19193 (1909.3MHz)		19185 (1908.5MHz)		19175 (1907.5MHz)		19150 (1905MHz)		19125 (1902.5MHz)		19100 (1900MHz)		MPR						
High	QPSK	1	#0	22.96	1	#0	22.83	1	#0	22.83	1	#0	22.73	1	#0	22.56	1	#0	22.56	0
		1	#2	22.92	1	#7	22.76	1	#12	22.80	1	#25	22.68	1	#36	22.53	1	#49	22.50	0
		1	#5	22.83	1	#14	22.68	1	#24	22.72	1	#49	22.61	1	#74	22.51	1	#99	22.46	0
		3	#0	22.71	8	#0	21.75	12	#0	21.70	25	#0	21.80	36	#0	21.75	50	#0	21.72	0-1
		3	#2	22.64	8	#4	21.68	12	#6	21.65	25	#12	21.75	36	#18	21.68	50	#24	21.65	0-1
		3	#3	22.58	8	#7	21.60	12	#13	21.58	25	#25	21.64	36	#37	21.66	50	#49	21.60	0-1
		6	#0	21.68	15	#0	21.71	25	#0	21.73	50	#0	21.70	75	#0	21.66	100	#0	21.62	0-1
	16QAM	1	#0	21.96	1	#0	22.19	1	#0	21.40	1	#0	21.61	1	#0	22.17	1	#0	21.38	0-1
		1	#2	21.85	1	#7	22.14	1	#12	21.35	1	#25	21.56	1	#36	22.15	1	#49	21.32	0-1
		1	#5	21.80	1	#14	22.05	1	#24	21.28	1	#49	21.54	1	#74	22.06	1	#99	21.28	0-1
		3	#0	22.01	8	#0	21.16	12	#0	20.88	25	#0	20.91	36	#0	20.76	50	#0	20.69	0-2
		3	#2	21.96	8	#4	21.09	12	#6	20.82	25	#12	20.86	36	#18	20.69	50	#24	20.64	0-2
		3	#3	21.93	8	#7	21.02	12	#13	20.76	25	#25	20.83	36	#37	20.62	50	#49	20.58	0-2
		6	#0	21.08	15	#0	20.64	25	#0	20.79	50	#0	20.83	75	#0	20.83	100	#0	20.69	0-2



LTE Band 4		1.4MHz			3MHz			5MHz			10MHz			15MHz			20MHz			MPR	
Channel	Modulation	RB	RB	Max	RB	RB	Max	RB	RB	Max	RB	RB	Max	RB	RB	Max	RB	RB	Max		
		No.	Offset	Power	No.	Offset	Power	No.	Offset	Power	No.	Offset	Power	No.	Offset	Power	No.	Offset	Power		
		CH19957 (1710.7MHz)			CH19965 (1711.5MHz)			CH19975 (1712.5MHz)			CH20000 (1715MHz)			CH20025 (1717.5MHz)			CH20050 (1720MHz)				
Low	QPSK	1	#0	23.09	1	#0	23.05	1	#0	22.86	1	#0	23.17	1	#0	23.21	1	#0	22.66	0	
		1	#2	23.03	1	#7	23.01	1	#12	22.82	1	#25	23.14	1	#36	23.15	1	#49	22.62	0	
		1	#5	22.96	1	#14	22.95	1	#24	22.76	1	#49	23.08	1	#74	23.11	1	#99	22.56	0	
		3	#0	23.00	8	#0	22.04	12	#0	21.99	25	#0	22.19	36	#0	22.02	50	#0	22.07	0-1	
		3	#2	22.95	8	#4	21.99	12	#6	21.93	25	#12	22.14	36	#18	21.96	50	#24	22.04	0-1	
		3	#3	22.86	8	#7	21.94	12	#13	21.84	25	#25	22.10	36	#37	21.88	50	#49	21.96	0-1	
			6	#0	22.07	15	#0	22.05	25	#0	21.97	50	#0	22.01	75	#0	22.05	100	#0	22.23	0-1
		16QAM	1	#0	22.07	1	#0	21.80	1	#0	21.98	1	#0	21.91	1	#0	21.85	1	#0	21.60	0-1
			1	#2	22.03	1	#7	21.75	1	#12	21.90	1	#25	21.86	1	#36	21.81	1	#49	21.56	0-1
			1	#5	21.99	1	#14	21.70	1	#24	21.83	1	#49	21.78	1	#74	21.76	1	#99	21.51	0-1
			3	#0	22.09	8	#0	20.97	12	#0	20.88	25	#0	21.01	36	#0	20.91	50	#0	21.03	0-2
			3	#2	22.01	8	#4	20.95	12	#6	20.85	25	#12	20.95	36	#18	20.88	50	#24	20.98	0-2
	3		#3	21.95	8	#7	20.86	12	#13	20.74	25	#25	20.92	36	#37	20.85	50	#49	20.96	0-2	
		6	#0	21.11	15	#0	21.03	25	#0	21.18	50	#0	21.05	75	#0	21.09	100	#0	21.21	0-2	
Mid	QPSK	CH20175 (1732.5MHz)			CH20175 (1732.5MHz)			CH20175 (1732.5MHz)			CH20175 (1732.5MHz)			CH20175 (1732.5MHz)			CH20175 (1732.5MHz)			MPR	
		1	#0	23.03	1	#0	23.46	1	#0	23.25	1	#0	23.30	1	#0	23.13	1	#0	23.39	0	
		1	#2	22.96	1	#7	23.43	1	#12	23.20	1	#25	23.25	1	#36	23.08	1	#49	23.36	0	
		1	#5	22.89	1	#14	23.37	1	#24	23.18	1	#49	23.21	1	#74	23.01	1	#99	23.30	0	
		3	#0	23.10	8	#0	22.12	12	#0	22.06	25	#0	22.23	36	#0	22.27	50	#0	22.31	0-1	
		3	#2	23.07	8	#4	22.03	12	#6	22.03	25	#12	22.17	36	#18	22.25	50	#24	22.25	0-1	
		3	#3	23.01	8	#7	21.98	12	#13	21.95	25	#25	22.11	36	#37	22.21	50	#49	22.16	0-1	
			6	#0	22.06	15	#0	22.16	25	#0	22.05	50	#0	22.13	75	#0	22.23	100	#0	22.01	0-1
		16QAM	1	#0	22.41	1	#0	22.23	1	#0	21.82	1	#0	22.20	1	#0	22.28	1	#0	22.15	0-1
			1	#2	22.34	1	#7	22.18	1	#12	21.76	1	#25	22.14	1	#36	22.18	1	#49	22.08	0-1
			1	#5	22.26	1	#14	22.12	1	#24	21.70	1	#49	22.07	1	#74	22.14	1	#99	22.01	0-1
			3	#0	22.05	8	#0	21.03	12	#0	21.32	25	#0	21.31	36	#0	21.28	50	#0	21.10	0-2
			3	#2	21.96	8	#4	21.98	12	#6	21.28	25	#12	21.27	36	#18	21.24	50	#24	21.07	0-2
			3	#3	21.90	8	#7	20.95	12	#13	21.20	25	#25	21.23	36	#37	21.20	50	#49	21.01	0-2
	6		#0	20.96	15	#0	21.23	25	#0	21.31	50	#0	21.24	75	#0	21.09	100	#0	21.15	0-2	

		CH20393 (1754.3MHz)			CH20385 (1753.5MHz)			CH20375 (1752.5MHz)			CH20350 (1750MHz)			CH20325 (1747.5MHz)			CH20300 (1745MHz)			MPR
		1	#		1	#		1	#		1	#		1	#		1	#		
High	QPSK	1	#0	23.19	1	#0	23.12	1	#0	23.10	1	#0	23.12	1	#0	22.23	1	#0	22.99	0
		1	#2	23.15	1	#7	23.03	1	#12	23.05	1	#25	23.03	1	#36	22.19	1	#49	22.93	0
		1	#5	23.10	1	#14	22.98	1	#24	22.96	1	#49	22.98	1	#74	22.13	1	#99	22.82	0
		3	#0	23.14	8	#0	22.17	12	#0	22.17	25	#0	22.06	36	#0	22.24	50	#0	22.31	0-1
		3	#2	23.08	8	#4	22.15	12	#6	22.14	25	#12	22.03	36	#18	22.20	50	#24	22.26	0-1
		3	#3	23.02	8	#7	22.06	12	#13	22.03	25	#25	21.95	36	#37	22.11	50	#49	22.21	0-1
		6	#0	22.20	15	#0	22.12	25	#0	22.20	50	#0	22.15	75	#0	22.26	100	#0	22.21	0-1
	16QAM	1	#0	22.00	1	#0	22.04	1	#0	21.74	1	#0	21.79	1	#0	23.18	1	#0	21.80	0-1
		1	#2	21.95	1	#7	21.95	1	#12	21.70	1	#25	21.72	1	#36	23.15	1	#49	21.74	0-1
		1	#5	21.86	1	#14	21.86	1	#24	21.64	1	#49	21.67	1	#74	23.08	1	#99	21.70	0-1
		3	#0	22.00	8	#0	21.25	12	#0	21.27	25	#0	21.12	36	#0	21.16	50	#0	21.25	0-2
		3	#2	21.96	8	#4	21.20	12	#6	21.20	25	#12	21.05	36	#18	21.06	50	#24	21.23	0-2
		3	#3	21.85	8	#7	21.09	12	#13	21.13	25	#25	20.98	36	#37	21.02	50	#49	21.18	0-2
6	#0	21.41	15	#0	21.32	25	#0	21.25	50	#0	21.13	75	#0	21.21	100	#0	21.36	0-2		

LTE Band 5		1.4MHz			3MHz			5MHz			10MHz			MPR
Channel	Modulation	RB	RB	Max	RB	RB	Max	RB	RB	Max	RB	RB	Max	
		No.	Offset	Power	No.	Offset	Power	No.	Offset	Power	No.	Offset	Power	
		CH20407 (824.7MHz)			CH20415 (825.5MHz)			CH20425 (826.5MHz)			CH20450 (829MHz)			
Low	QPSK	1	#0	23.48	1	#0	23.50	1	#0	23.03	1	#0	23.69	0
		1	#2	23.42	1	#7	23.41	1	#12	22.96	1	#25	23.64	0
		1	#5	23.35	1	#14	23.39	1	#24	22.91	1	#49	23.60	0
		3	#0	23.55	8	#0	22.37	12	#0	22.21	25	#0	22.43	0-1
		3	#2	23.52	8	#4	22.35	12	#6	22.16	25	#12	22.40	0-1
		3	#3	23.50	8	#7	22.28	12	#13	22.13	25	#25	22.34	0-1
		6	#0	22.46	15	#0	22.29	25	#0	22.34	50	#0	22.58	0-1
	16QAM	1	#0	22.59	1	#0	22.29	1	#0	22.31	1	#0	22.79	0-1
		1	#2	22.54	1	#7	22.24	1	#12	22.26	1	#25	22.75	0-1
		1	#5	22.48	1	#14	22.16	1	#24	22.24	1	#49	22.70	0-1
		3	#0	22.41	8	#0	21.51	12	#0	21.50	25	#0	21.43	0-2
		3	#2	22.36	8	#4	21.45	12	#6	21.43	25	#12	21.34	0-2
		3	#3	22.28	8	#7	21.41	12	#13	21.40	25	#25	21.30	0-2
		6	#0	21.62	15	#0	21.42	25	#0	21.68	50	#0	21.72	0-2
Mid	QPSK	CH20525 (836.5MHz)			CH20525 (836.5MHz)			CH 0525 (836.5MHz)			CH20525 (836.5MHz)			MPR
		1	#0	23.93	1	#0	23.61	1	#0	23.91	1	#0	23.68	0
		1	#2	23.90	1	#7	23.57	1	#12	23.82	1	#25	23.60	0
		1	#5	23.84	1	#14	23.51	1	#24	23.76	1	#49	23.57	0
		3	#0	23.86	8	#0	23.14	12	#0	23.18	25	#0	23.06	0-1
		3	#2	23.82	8	#4	23.08	12	#6	23.14	25	#12	23.01	0-1
		3	#3	23.76	8	#7	23.00	12	#13	23.08	25	#25	22.95	0-1
	6	#0	23.00	15	#0	22.96	25	#0	22.88	50	#0	22.90	0-1	
	16QAM	1	#0	22.89	1	#0	23.08	1	#0	22.12	1	#0	22.33	0-1
		1	#2	22.85	1	#7	23.05	1	#12	22.06	1	#25	22.30	0-1
		1	#5	22.76	1	#14	22.96	1	#24	22.01	1	#49	22.24	0-1
		3	#0	23.01	8	#0	22.09	12	#0	21.77	25	#0	22.03	0-2
		3	#2	22.96	8	#4	22.01	12	#6	21.75	25	#12	21.97	0-2
		3	#3	22.92	8	#7	22.98	12	#13	21.70	25	#25	21.87	0-2
6		#0	22.43	15	#0	22.15	25	#0	21.92	50	#0	22.15	0-2	

		CH20643 (848.3MHz)			CH20635 (847.5MHz)			CH20625 (846.5MHz)			CH20600 (844MHz)			MPR
High	QPSK	1	#0	23.65	1	#0	23.07	1	#0	23.77	1	#0	23.26	0
		1	#2	23.60	1	#7	23.03	1	#12	23.75	1	#25	23.19	0
		1	#5	23.43	1	#14	23.01	1	#24	23.72	1	#49	23.12	0
		3	#0	23.60	8	#0	21.97	12	#0	22.24	25	#0	22.20	0-1
		3	#2	23.54	8	#4	21.95	12	#6	22.21	25	#12	22.16	0-1
		3	#3	23.00	8	#7	21.93	12	#13	22.13	25	#25	22.06	0-1
		6	#0	22.68	15	#0	22.30	25	#0	22.17	50	#0	22.22	0-1
	16QAM	1	#0	22.36	1	#0	22.20	1	#0	21.57	1	#0	22.64	0-1
		1	#2	22.31	1	#7	22.16	1	#12	21.54	1	#25	22.58	0-1
		1	#5	22.26	1	#14	22.03	1	#24	21.49	1	#49	22.50	0-1
		3	#0	22.32	8	#0	21.39	12	#0	21.24	25	#0	21.40	0-2
		3	#2	22.27	8	#4	21.35	12	#6	21.21	25	#12	21.32	0-2
		3	#3	22.23	8	#7	21.30	12	#13	21.12	25	#25	21.27	0-2
		6	#0	21.30	15	#0	21.21	25	#0	21.42	50	#0	21.22	0-2

LTE Band 12		1.4MHz			3MHz			5MHz			10MHz			MPR
Channel	Modulation	RB	RB	Max	RB	RB	Max	RB	RB	Max	RB	RB	Max	
		No.	Offset	Power	No.	Offset	Power	No.	Offset	Power	No.	Offset	Power	
		CH23017 (699.7MHz)			CH23025 (700.5MHz)			CH23035 (701.5MHz)			CH23060 (704MHz)			
Low	QPSK	1	#0	23.48	1	#0	23.56	1	#0	23.61	1	#0	23.64	0
		1	#2	23.43	1	#7	23.50	1	#12	23.52	1	#25	23.60	0
		1	#5	23.40	1	#14	23.43	1	#24	23.48	1	#49	23.52	0
		3	#0	23.49	8	#0	22.40	12	#0	22.53	25	#0	22.42	0-1
		3	#2	23.45	8	#4	22.34	12	#6	22.50	25	#12	22.36	0-1
		3	#3	23.34	8	#7	22.28	12	#13	22.41	25	#25	22.30	0-1
		6	#0	22.48	15	#0	22.50	25	#0	22.38	50	#0	22.48	0-1
	16QAM	1	#0	22.58	1	#0	22.48	1	#0	22.45	1	#0	22.47	0-1
		1	#2	22.52	1	#7	22.42	1	#12	22.38	1	#25	22.39	0-1
		1	#5	22.46	1	#14	22.34	1	#24	22.34	1	#49	22.33	0-1
		3	#0	22.76	8	#0	21.71	12	#0	21.61	25	#0	21.52	0-2
		3	#2	22.68	8	#4	21.64	12	#6	21.53	25	#12	21.46	0-2
		3	#3	22.62	8	#7	21.59	12	#13	21.43	25	#25	21.38	0-2
		6	#0	21.76	15	#0	21.50	25	#0	21.47	50	#0	21.48	0-2
Mid	QPSK	CH23095 (707.5MHz)			CH23095 (707.5MHz)			CH23095 (707.5MHz)			CH23095 (707.5MHz)			MPR
		1	#0	23.45	1	#0	23.35	1	#0	23.57	1	#0	23.41	0
		1	#2	23.40	1	#7	23.33	1	#12	23.48	1	#25	23.38	0
		1	#5	23.36	1	#14	23.26	1	#24	23.42	1	#49	23.26	0
		3	#0	23.51	8	#0	22.47	12	#0	22.46	25	#0	22.59	0-1
		3	#2	23.48	8	#4	22.40	12	#6	22.44	25	#12	22.56	0-1
		3	#3	23.42	8	#7	22.34	12	#13	22.40	25	#25	22.48	0-1
	6	#0	22.51	15	#0	22.60	25	#0	22.53	50	#0	22.46	0-1	
	16QAM	1	#0	22.50	1	#0	22.29	1	#0	22.23	1	#0	21.92	0-1
		1	#2	22.46	1	#7	22.24	1	#12	22.18	1	#25	21.90	0-1
		1	#5	22.38	1	#14	22.20	1	#24	22.13	1	#49	21.86	0-1
		3	#0	22.32	8	#0	21.34	12	#0	21.34	25	#0	21.70	0-2
		3	#2	22.28	8	#4	21.30	12	#6	21.27	25	#12	21.64	0-2
		3	#3	22.26	8	#7	21.23	12	#13	21.20	25	#25	21.53	0-2
6		#0	21.43	15	#0	21.57	25	#0	21.67	50	#0	21.54	0-2	

		CH23173 (715.3MHz)			CH23165 (714.5MHz)			CH23155 (713.5MHz)			CH23130 (711MHz)			MPR
		1	#		1	#		1	#		1	#		
High	QPSK	1	#0	23.50	1	#0	23.62	1	#0	23.26	1	#0	23.46	0
		1	#2	23.45	1	#7	23.56	1	#12	23.18	1	#25	23.40	0
		1	#5	23.41	1	#14	23.51	1	#24	23.10	1	#49	23.38	0
		3	#0	23.60	8	#0	22.53	12	#0	22.53	25	#0	22.75	0-1
		3	#2	23.55	8	#4	22.43	12	#6	22.46	25	#12	22.73	0-1
		3	#3	23.50	8	#7	22.35	12	#13	22.40	25	#25	22.64	0-1
		6	#0	22.43	15	#0	22.63	25	#0	22.53	50	#0	22.60	0-1
	16QAM	1	#0	22.42	1	#0	22.37	1	#0	22.64	1	#0	22.25	0-1
		1	#2	22.38	1	#7	22.34	1	#12	22.53	1	#25	22.21	0-1
		1	#5	22.34	1	#14	22.28	1	#24	22.50	1	#49	22.16	0-1
		3	#0	22.50	8	#0	21.46	12	#0	21.51	25	#0	21.87	0-2
		3	#2	22.48	8	#4	21.43	12	#6	21.46	25	#12	21.83	0-2
		3	#3	22.42	8	#7	21.38	12	#13	21.37	25	#25	21.80	0-2
		6	#0	21.55	15	#0	21.49	25	#0	21.58	50	#0	21.61	0-2

Radiated Power

LTE Band2 (Low Channel)							
Frequency (MHz)	Ant. Pol. (H/V)	SG Reading (dBm)	Cable Loss (dB)	Ant Gain (dBi)	EIRP Measure (dBm)	Limit (dBm)	Margin (dB)
QPSK, CH18607 / 1850.7MHz, Bandwidth 1.4MHz							
1850.7	H	8.892	1.065	4.613	12.44	33	-20.56
1850.7	V	-0.398	1.065	4.613	3.15	33	-29.85
QPSK, CH18615 / 1851.5MHz, Bandwidth 3MHz							
1851.5	H	9.269	1.065	4.586	12.79	33	-20.21
1851.5	V	2.189	1.065	4.586	5.71	33	-27.29
QPSK, CH18625 / 1852.5MHz, Bandwidth 5MHz							
1852.5	H	9.217	1.065	4.558	12.71	33	-20.29
1852.5	V	2.337	1.065	4.558	5.83	33	-27.17
QPSK, CH18650 / 1855MHz, Bandwidth 10MHz							
1855	H	9.627	1.065	4.558	13.12	33	-19.88
1855	V	2.457	1.065	4.558	5.95	33	-27.05
QPSK, CH18675 / 1857.5MHz, Bandwidth 15MHz							
1857.5	H	9.537	1.065	4.558	13.03	33	-19.97
1857.5	V	2.187	1.065	4.558	5.68	33	-27.32
QPSK, CH18700 / 1860MHz, Bandwidth 20MHz							
1860	H	9.067	1.065	4.558	12.56	33	-20.44
1860	V	2.557	1.065	4.558	6.05	33	-26.95

NOTES:

1. ERP (dBm) / EIRP (dBm)=
SG Reading (dBm) - Cable Loss (dB) + Substitute Antenna Gain (dBd/dBi)
2. This unit was tested with its standard adapter.
3. The EUT was tested in three orthogonal planes and in all possible test configurations and positioning.

LTE Band2 (Low Channel)							
Frequency (MHz)	Ant. Pol. (H/V)	SG Reading (dBm)	Cable Loss (dB)	Ant Gain (dBi)	EIRP Measure (dBm)	Limit (dBm)	Margin (dB)
16QAM, CH18607 / 1850.7MHz, Bandwidth 1.4MHz							
1850.7	H	8.762	1.065	4.613	12.31	33	-20.69
1850.7	V	-0.438	1.065	4.613	3.11	33	-29.89
16QAM, CH18615 / 1851.5MHz, Bandwidth 3MHz							
1851.5	H	9.289	1.065	4.586	12.81	33	-20.19
1851.5	V	2.139	1.065	4.586	5.66	33	-27.34
16QAM, CH18625 / 1852.5MHz, Bandwidth 5MHz							
1852.5	H	9.357	1.065	4.558	12.85	33	-20.15
1852.5	V	2.177	1.065	4.558	5.67	33	-27.33
16QAM, CH18650 / 1855MHz, Bandwidth 10MHz							
1855	H	9.597	1.065	4.558	13.09	33	-19.91
1855	V	2.507	1.065	4.558	6.00	33	-27.00
16QAM, CH18675 / 1857.5MHz, Bandwidth 15MHz							
1857.5	H	9.377	1.065	4.558	12.87	33	-20.13
1857.5	V	2.177	1.065	4.558	5.67	33	-27.33
16QAM, CH18700 / 1860MHz, Bandwidth 20MHz							
1860	H	9.377	1.065	4.558	12.87	33	-20.13
1860	V	2.497	1.065	4.558	5.99	33	-27.01

NOTES:

- ERP (dBm) / EIRP (dBm)=
SG Reading (dBm) - Cable Loss (dB) + Substitute Antenna Gain (dBd/dBi)
- This unit was tested with its standard adapter.
- The EUT was tested in three orthogonal planes and in all possible test configurations and positioning.

LTE Band2 (Mid Channel)							
Frequency (MHz)	Ant. Pol. (H/V)	SG Reading (dBm)	Cable Loss (dB)	Ant Gain (dBi)	EIRP Measure (dBm)	Limit (dBm)	Margin (dB)
QPSK, CH18900 / 1880MHz, Bandwidth 1.4MHz							
1880	H	10.232	1.065	4.613	13.78	33	-19.22
1880	V	5.062	1.065	4.613	8.61	33	-24.39
QPSK, CH18900 / 1880MHz, Bandwidth 3MHz							
1880	H	10.319	1.065	4.586	13.84	33	-19.16
1880	V	4.899	1.065	4.586	8.42	33	-24.58
QPSK, CH18900 / 1880MHz, Bandwidth 5MHz							
1880	H	10.357	1.065	4.558	13.85	33	-19.15
1880	V	5.087	1.065	4.558	8.58	33	-24.42
QPSK, CH18900 / 1880MHz, Bandwidth 10MHz							
1880	H	10.517	1.065	4.558	14.01	33	-18.99
1880	V	5.367	1.065	4.558	8.86	33	-24.14
QPSK, CH18900 / 1880MHz, Bandwidth 15MHz							
1880	H	10.397	1.065	4.558	13.89	33	-19.11
1880	V	4.947	1.065	4.558	8.44	33	-24.56
QPSK, CH18900 / 1880MHz, Bandwidth 20MHz							
1880	H	10.177	1.065	4.558	13.67	33	-19.33
1880	V	4.797	1.065	4.558	8.29	33	-24.71

NOTES:

- ERP (dBm) / EIRP (dBm)=
SG Reading (dBm) - Cable Loss (dB) + Substitute Antenna Gain (dBd/dBi)
- This unit was tested with its standard adapter.
- The EUT was tested in three orthogonal planes and in all possible test configurations and positioning.

LTE Band2 (Mid Channel)							
Frequency (MHz)	Ant. Pol. (H/V)	SG Reading (dBm)	Cable Loss (dB)	Ant Gain (dBi)	EIRP Measure (dBm)	Limit (dBm)	Margin (dB)
16QAM, CH18900 / 1880MHz, Bandwidth 1.4MHz							
1880	H	10.132	1.065	4.613	13.68	33	-19.32
1880	V	5.352	1.065	4.613	8.90	33	-24.10
16QAM, CH18900 / 1880MHz, Bandwidth 3MHz							
1880	H	10.579	1.065	4.586	14.10	33	-18.90
1880	V	5.049	1.065	4.586	8.57	33	-24.43
16QAM, CH18900 / 1880MHz, Bandwidth 5MHz							
1880	H	10.417	1.065	4.558	13.91	33	-19.09
1880	V	4.967	1.065	4.558	8.46	33	-24.54
16QAM, CH18900 / 1880MHz, Bandwidth 10MHz							
1880	H	10.487	1.065	4.558	13.98	33	-19.02
1880	V	5.507	1.065	4.558	9.00	33	-24.00
16QAM, CH18900 / 1880MHz, Bandwidth 15MHz							
1880	H	10.717	1.065	4.558	14.21	33	-18.79
1880	V	5.017	1.065	4.558	8.51	33	-24.49
16QAM, CH18900 / 1880MHz, Bandwidth 20MHz							
1880	H	10.097	1.065	4.558	13.59	33	-19.41
1880	V	5.457	1.065	4.558	8.95	33	-24.05

NOTES:

- ERP (dBm) / EIRP (dBm)=
SG Reading (dBm) - Cable Loss (dB) + Substitute Antenna Gain (dBd/dBi)
- This unit was tested with its standard adapter.
- The EUT was tested in three orthogonal planes and in all possible test configurations and positioning.

LTE Band2 (High Channel)							
Frequency (MHz)	Ant. Pol. (H/V)	SG Reading (dBm)	Cable Loss (dB)	Ant Gain (dBi)	EIRP Measure (dBm)	Limit (dBm)	Margin (dB)
QPSK, CH19193 / 1909.3MHz, Bandwidth 1.4MHz							
1909.3	H	8.422	1.065	4.613	11.97	33	-21.03
1909.3	V	4.422	1.065	4.613	7.97	33	-25.03
QPSK, CH19185 / 1908.5MHz, Bandwidth 3MHz							
1908.5	H	8.699	1.065	4.586	12.22	33	-20.78
1908.5	V	4.669	1.065	4.586	8.19	33	-24.81
QPSK, CH19175 / 1907.5MHz, Bandwidth 5MHz							
1907.5	H	9.357	1.065	4.558	12.85	33	-20.15
1907.5	V	5.177	1.065	4.558	8.67	33	-24.33
QPSK, CH19150 / 1905MHz, Bandwidth 10MHz							
1905	H	10.137	1.065	4.558	13.63	33	-19.37
1905	V	6.137	1.065	4.558	9.63	33	-23.37
QPSK, CH19125 / 1902.5MHz, Bandwidth 15MHz							
1902.5	H	9.647	1.065	4.558	13.14	33	-19.86
1902.5	V	5.117	1.065	4.558	8.61	33	-24.39
QPSK, CH19100 / 1900MHz, Bandwidth 20MHz							
1900	H	9.367	1.065	4.558	12.86	33	-20.14
1900	V	5.047	1.065	4.558	8.54	33	-24.46

NOTES:

1. ERP (dBm) / EIRP (dBm)=
SG Reading (dBm) - Cable Loss (dB) + Substitute Antenna Gain (dBd/dBi)
2. This unit was tested with its standard adapter.
3. The EUT was tested in three orthogonal planes and in all possible test configurations and positioning.

LTE Band2 (High Channel)							
Frequency (MHz)	Ant. Pol. (H/V)	SG Reading (dBm)	Cable Loss (dB)	Ant Gain (dBi)	EIRP Measure (dBm)	Limit (dBm)	Margin (dB)
16QAM, CH19193 / 1909.3MHz, Bandwidth 1.4MHz							
1909.3	H	8.752	1.065	4.613	12.30	33	-20.70
1909.3	V	-3.008	1.065	4.613	0.54	33	-32.46
16QAM, CH19185 / 1908.5MHz, Bandwidth 3MHz							
1908.5	H	8.809	1.065	4.586	12.33	33	-20.67
1908.5	V	5.239	1.065	4.586	8.76	33	-24.24
16QAM, CH19175 / 1907.5MHz, Bandwidth 5MHz							
1907.5	H	9.417	1.065	4.558	12.91	33	-20.09
1907.5	V	5.387	1.065	4.558	8.88	33	-24.12
16QAM, CH19150 / 1905MHz, Bandwidth 10MHz							
1905	H	10.087	1.065	4.558	13.58	33	-19.42
1905	V	6.037	1.065	4.558	9.53	33	-23.47
16QAM, CH19125 / 1902.5MHz, Bandwidth 15MHz							
1902.5	H	10.117	1.065	4.558	13.61	33	-19.39
1902.5	V	5.247	1.065	4.558	8.74	33	-24.26
16QAM, CH19100 / 1900MHz, Bandwidth 20MHz							
1900	H	9.172	1.065	4.558	12.67	33	-20.34
1900	V	5.297	1.065	4.558	8.79	33	-24.21

NOTES:

1. ERP (dBm) / EIRP (dBm)=
SG Reading (dBm) - Cable Loss (dB) + Substitute Antenna Gain (dBd/dBi)
2. This unit was tested with its standard adapter.
3. The EUT was tested in three orthogonal planes and in all possible test configurations and positioning.

LTE Band4 (Low Channel)							
Frequency (MHz)	Ant. Pol. (H/V)	SG Reading (dBm)	Cable Loss (dB)	Ant Gain (dBi)	EIRP Measure (dBm)	Limit (dBm)	Margin (dB)
QPSK, CH19957 / 1710.7MHz, Bandwidth 1.4MHz							
1710.7	H	9.925	1.100	4.915	13.74	30	-16.26
1710.7	V	4.095	1.100	4.915	7.91	30	-22.09
QPSK, CH19965 / 1711.5MHz, Bandwidth 3MHz							
1711.5	H	9.665	1.100	4.915	13.48	30	-16.52
1711.5	V	4.305	1.100	4.915	8.12	30	-21.88
QPSK, CH19975 / 1712.5MHz, Bandwidth 5MHz							
1712.5	H	9.685	1.100	4.915	13.50	30	-16.50
1712.5	V	4.415	1.100	4.915	8.23	30	-21.77
QPSK, CH20000 / 1715MHz, Bandwidth 10MHz							
1715	H	9.835	1.100	4.915	13.65	30	-16.35
1715	V	4.185	1.100	4.915	8.00	30	-22.00
QPSK, CH20025 / 1717.5MHz, Bandwidth 15MHz							
1717.5	H	9.765	1.100	4.915	13.58	30	-16.42
1717.5	V	4.175	1.100	4.915	7.99	30	-22.01
QPSK, CH20050 / 1720MHz, Bandwidth 20MHz							
1720	H	9.825	1.100	4.915	13.64	30	-16.36
1720	V	4.345	1.100	4.915	8.16	30	-21.84

NOTES:

1. ERP (dBm) / EIRP (dBm)=
SG Reading (dBm) - Cable Loss (dB) + Substitute Antenna Gain (dBd/dBi)
2. This unit was tested with its standard adapter.
3. The EUT was tested in three orthogonal planes and in all possible test configurations and positioning.

LTE Band4 (Low Channel)							
Frequency (MHz)	Ant. Pol. (H/V)	SG Reading (dBm)	Cable Loss (dB)	Ant Gain (dBi)	EIRP Measure (dBm)	Limit (dBm)	Margin (dB)
16QAM, CH19957 / 1710.7MHz, Bandwidth 1.4MHz							
1710.7	H	9.835	1.100	4.915	13.65	30	-16.35
1710.7	V	4.185	1.100	4.915	8.00	30	-22.00
16QAM, CH19965 / 1711.5MHz, Bandwidth 3MHz							
1711.5	H	9.725	1.100	4.915	13.54	30	-16.46
1711.5	V	5.195	1.100	4.915	9.01	30	-20.99
16QAM, CH19975 / 1712.5MHz, Bandwidth 5MHz							
1712.5	H	9.655	1.100	4.915	13.47	30	-16.53
1712.5	V	4.635	1.100	4.915	8.45	30	-21.55
16QAM, CH20000 / 1715MHz, Bandwidth 10MHz							
1715	H	9.875	1.100	4.915	13.69	30	-16.31
1715	V	4.615	1.100	4.915	8.43	30	-21.57
16QAM, CH20025 / 1717.5MHz, Bandwidth 15MHz							
1717.5	H	9.675	1.100	4.915	13.49	30	-16.51
1717.5	V	4.055	1.100	4.915	7.87	30	-22.13
16QAM, CH20050 / 1720MHz, Bandwidth 20MHz							
1720	H	9.705	1.100	4.915	13.52	30	-16.48
1720	V	4.555	1.100	4.915	8.37	30	-21.63

NOTES:

1. ERP (dBm) / EIRP (dBm)=
SG Reading (dBm) - Cable Loss (dB) + Substitute Antenna Gain (dBd/dBi)
2. This unit was tested with its standard adapter.
3. The EUT was tested in three orthogonal planes and in all possible test configurations and positioning.

LTE Band4 (Mid Channel)							
Frequency (MHz)	Ant. Pol. (H/V)	SG Reading (dBm)	Cable Loss (dB)	Ant Gain (dBi)	EIRP Measure (dBm)	Limit (dBm)	Margin (dB)
QPSK, CH20175 /1732.5MHz, Bandwidth 1.4MHz							
1732.5	H	11.149	1.110	4.861	14.90	30	-15.10
1732.5	V	6.049	1.110	4.861	9.80	30	-20.20
QPSK, CH20175 /1732.5MHz, Bandwidth 3MHz							
1732.5	H	10.989	1.110	4.861	14.74	30	-15.26
1732.5	V	5.809	1.110	4.861	9.56	30	-20.44
QPSK, CH20175 /1732.5MHz, Bandwidth 5MHz							
1732.5	H	11.079	1.110	4.861	14.83	30	-15.17
1732.5	V	5.629	1.110	4.861	9.38	30	-20.62
QPSK, CH20175 /1732.5MHz, Bandwidth 10MHz							
1732.5	H	11.369	1.110	4.861	15.12	30	-14.88
1732.5	V	6.189	1.110	4.861	9.94	30	-20.06
QPSK, CH20175 /1732.5MHz, Bandwidth 15MHz							
1732.5	H	11.289	1.110	4.861	15.04	30	-14.96
1732.5	V	5.889	1.110	4.861	9.64	30	-20.36
QPSK, CH20175 /1732.5MHz, Bandwidth 20MHz							
1732.5	H	10.739	1.110	4.861	14.49	30	-15.51
1732.5	V	5.609	1.110	4.861	9.36	30	-20.64

NOTES:

1. ERP (dBm) / EIRP (dBm)=
SG Reading (dBm) - Cable Loss (dB) + Substitute Antenna Gain (dBd/dBi)
2. This unit was tested with its standard adapter.
3. The EUT was tested in three orthogonal planes and in all possible test configurations and positioning.

LTE Band4 (Mid Channel)							
Frequency (MHz)	Ant. Pol. (H/V)	SG Reading (dBm)	Cable Loss (dB)	Ant Gain (dBi)	EIRP Measure (dBm)	Limit (dBm)	Margin (dB)
16QAM, CH20175 /1732.5MHz, Bandwidth 1.4MHz							
1732.5	H	11.119	1.110	4.861	14.87	30	-15.13
1732.5	V	5.919	1.110	4.861	9.67	30	-20.33
16QAM, CH20175 /1732.5MHz, Bandwidth 3MHz							
1732.5	H	10.809	1.110	4.861	14.56	30	-15.44
1732.5	V	6.139	1.110	4.861	9.89	30	-20.11
16QAM, CH20175 /1732.5MHz, Bandwidth 5MHz							
1732.5	H	11.119	1.110	4.861	14.87	30	-15.13
1732.5	V	5.919	1.110	4.861	9.67	30	-20.33
16QAM, CH20175 /1732.5MHz, Bandwidth 10MHz							
1732.5	H	11.699	1.110	4.861	15.45	30	-14.55
1732.5	V	5.979	1.110	4.861	9.73	30	-20.27
16QAM, CH20175 /1732.5MHz, Bandwidth 15MHz							
1732.5	H	11.229	1.110	4.861	14.98	30	-15.02
1732.5	V	5.799	1.110	4.861	9.55	30	-20.45
16QAM, CH20175 /1732.5MHz, Bandwidth 20MHz							
1732.5	H	10.619	1.110	4.861	14.37	30	-15.63
1732.5	V	5.769	1.110	4.861	9.52	30	-20.48

NOTES:

1. ERP (dBm) / EIRP (dBm)=
SG Reading (dBm) - Cable Loss (dB) + Substitute Antenna Gain (dBd/dBi)
2. This unit was tested with its standard adapter.
3. The EUT was tested in three orthogonal planes and in all possible test configurations and positioning.

LTE Band4 (High Channel)							
Frequency (MHz)	Ant. Pol. (H/V)	SG Reading (dBm)	Cable Loss (dB)	Ant Gain (dBi)	EIRP Measure (dBm)	Limit (dBm)	Margin (dB)
QPSK, CH20393 / 1754.3MHz, Bandwidth 1.4MHz							
1754.3	H	10.944	1.110	4.806	14.64	30	-15.36
1754.3	V	6.514	1.110	4.806	10.21	30	-19.79
QPSK, CH20385 / 1753.5MHz, Bandwidth 3MHz							
1753.5	H	10.834	1.110	4.806	14.53	30	-15.47
1753.5	V	6.574	1.110	4.806	10.27	30	-19.73
QPSK, CH20375 / 1752.5MHz, Bandwidth 5MHz							
1752.5	H	11.424	1.110	4.806	15.12	30	-14.88
1752.5	V	6.394	1.110	4.806	10.09	30	-19.91
QPSK, CH20350 / 1750MHz, Bandwidth 10MHz							
1750	H	11.634	1.110	4.806	15.33	30	-14.67
1750	V	6.164	1.110	4.806	9.86	30	-20.14
QPSK, CH20325 / 1747.5MHz, Bandwidth 15MHz							
1747.5	H	11.484	1.110	4.806	15.18	30	-14.82
1747.5	V	6.094	1.110	4.806	9.79	30	-20.21
QPSK, CH20300 / 1745MHz, Bandwidth 20MHz							
1745	H	11.564	1.110	4.806	15.26	30	-14.74
1745	V	6.074	1.110	4.806	9.77	30	-20.23

NOTES:

1. ERP (dBm) / EIRP (dBm)=
SG Reading (dBm) - Cable Loss (dB) + Substitute Antenna Gain (dBd/dBi)
2. This unit was tested with its standard adapter.
3. The EUT was tested in three orthogonal planes and in all possible test configurations and positioning.

LTE Band4 (High Channel)							
Frequency (MHz)	Ant. Pol. (H/V)	SG Reading (dBm)	Cable Loss (dB)	Ant Gain (dBi)	EIRP Measure (dBm)	Limit (dBm)	Margin (dB)
16QAM, CH20393 / 1754.3MHz, Bandwidth 1.4MHz							
1754.3	H	10.884	1.110	4.806	14.58	30	-15.42
1754.3	V	6.674	1.110	4.806	10.37	30	-19.63
16QAM, CH20385 / 1753.5MHz, Bandwidth 3MHz							
1753.5	H	10.714	1.110	4.806	14.41	30	-15.59
1753.5	V	6.834	1.110	4.806	10.53	30	-19.47
16QAM, CH20375 / 1752.5MHz, Bandwidth 5MHz							
1752.5	H	11.574	1.110	4.806	15.27	30	-14.73
1752.5	V	6.524	1.110	4.806	10.22	30	-19.78
16QAM, CH20350 / 1750MHz, Bandwidth 10MHz							
1750	H	11.714	1.110	4.806	15.41	30	-14.59
1750	V	6.224	1.110	4.806	9.92	30	-20.08
16QAM, CH20325 / 1747.5MHz, Bandwidth 15MHz							
1747.5	H	11.634	1.110	4.806	15.33	30	-14.67
1747.5	V	6.194	1.110	4.806	9.89	30	-20.11
16QAM, CH20300 / 1745MHz, Bandwidth 20MHz							
1745	H	11.844	1.110	4.806	15.54	30	-14.46
1745	V	5.944	1.110	4.806	9.64	30	-20.36

NOTES:

1. ERP (dBm) / EIRP (dBm)=
SG Reading (dBm) - Cable Loss (dB) + Substitute Antenna Gain (dBd/dBi)
2. This unit was tested with its standard adapter.
3. The EUT was tested in three orthogonal planes and in all possible test configurations and positioning.

LTE Band5 (Low Channel)							
Frequency (MHz)	Ant. Pol. (H/V)	SG Reading (dBm)	Cable Loss (dB)	Ant Gain (dBi)	ERP Measure (dBm)	Limit (dBm)	Margin (dB)
QPSK, CH20407 / 824.7MHz, Bandwidth 1.4MHz							
824.7	H	5.030	0.880	7.530	11.68	38.5	-26.82
824.7	V	-0.550	0.880	7.530	6.10	38.5	-32.40
QPSK, CH20415 / 825.5MHz, Bandwidth 3MHz							
825.5	H	4.720	0.880	7.530	11.37	38.5	-27.13
825.5	V	-0.840	0.880	7.530	5.81	38.5	-32.69
QPSK, CH20425 / 826.5MHz, Bandwidth 5MHz							
826.5	H	4.570	0.880	7.530	11.22	38.5	-27.28
826.5	V	-0.810	0.880	7.530	5.84	38.5	-32.66
QPSK, CH20450 / 829MHz, Bandwidth 10MHz							
829	H	4.790	0.880	7.530	11.44	38.5	-27.06
829	V	-0.290	0.880	7.530	6.36	38.5	-32.14
16QAM, CH20407 / 824.7MHz, Bandwidth 1.4MHz							
824.7	H	4.920	0.880	7.530	11.57	38.5	-26.93
824.7	V	-0.110	0.880	7.530	6.54	38.5	-31.96
16QAM, CH20415 / 825.5MHz, Bandwidth 3MHz							
825.5	H	4.580	0.880	7.530	11.23	38.5	-27.27
825.5	V	-0.740	0.880	7.530	5.91	38.5	-32.59
16QAM, CH20425 / 826.5MHz, Bandwidth 5MHz							
826.5	H	4.890	0.880	7.530	11.54	38.5	-26.96
826.5	V	-0.550	0.880	7.530	6.10	38.5	-32.40
16QAM, CH20450 / 829MHz, Bandwidth 10MHz							
829	H	4.720	0.880	7.530	11.37	38.5	-27.13
829	V	-0.400	0.880	7.530	6.25	38.5	-32.25

NOTES:

- ERP (dBm) / EIRP (dBm)=
SG Reading (dBm) - Cable Loss (dB) + Substitute Antenna Gain (dBd/dBi)
- This unit was tested with its standard adapter.
- The EUT was tested in three orthogonal planes and in all possible test configurations and positioning.

LTE Band5 (Mid Channel)							
Frequency (MHz)	Ant. Pol. (H/V)	SG Reading (dBm)	Cable Loss (dB)	Ant Gain (dBi)	ERP Measure (dBm)	Limit (dBm)	Margin (dB)
QPSK, CH20525 / 836.5MHz, Bandwidth 1.4MHz							
836.5	H	5.190	0.880	7.530	11.84	38.5	-26.66
836.5	V	0.130	0.880	7.530	6.78	38.5	-31.72
QPSK, CH20525 / 836.5MHz, Bandwidth 3MHz							
836.5	H	5.230	0.880	7.530	11.88	38.5	-26.62
836.5	V	0.580	0.880	7.530	7.23	38.5	-31.27
QPSK, CH20525 / 836.5MHz, Bandwidth 5MHz							
836.5	H	5.180	0.880	7.530	11.83	38.5	-26.67
836.5	V	0.430	0.880	7.530	7.08	38.5	-31.42
QPSK, CH20525 / 836.5MHz, Bandwidth 10MHz							
836.5	H	5.220	0.880	7.530	11.87	38.5	-26.63
836.5	V	0.130	0.880	7.530	6.78	38.5	-31.72
16QAM, CH20525 / 836.5MHz, Bandwidth 1.4MHz							
836.5	H	4.890	0.880	7.530	11.54	38.5	-26.96
836.5	V	0.160	0.880	7.530	6.81	38.5	-31.69
16QAM, CH20525 / 836.5MHz, Bandwidth 3MHz							
836.5	H	5.280	0.880	7.530	11.93	38.5	-26.57
836.5	V	0.450	0.880	7.530	7.10	38.5	-31.40
16QAM, CH20525 / 836.5MHz, Bandwidth 5MHz							
836.5	H	5.060	0.880	7.530	11.71	38.5	-26.79
836.5	V	0.570	0.880	7.530	7.22	38.5	-31.28
16QAM, CH20525 / 836.5MHz, Bandwidth 10MHz							
836.5	H	4.590	0.880	7.530	11.24	38.5	-27.26
836.5	V	0.460	0.880	7.530	7.11	38.5	-31.39

NOTES:

- ERP (dBm) / EIRP (dBm)=
SG Reading (dBm) - Cable Loss (dB) + Substitute Antenna Gain (dBd/dBi)
- This unit was tested with its standard adapter.
- The EUT was tested in three orthogonal planes and in all possible test configurations and positioning.

LTE Band5 (High Channel)							
Frequency (MHz)	Ant. Pol. (H/V)	SG Reading (dBm)	Cable Loss (dB)	Ant Gain (dBi)	ERP Measure (dBm)	Limit (dBm)	Margin (dB)
QPSK, CH20643 / 848.3MHz, Bandwidth 1.4MHz							
848.3	H	4.840	0.880	7.540	11.50	38.5	-27.00
848.3	V	0.090	0.880	7.540	6.75	38.5	-31.75
QPSK, CH20635 / 847.5MHz, Bandwidth 3MHz							
847.5	H	4.400	0.880	7.540	11.06	38.5	-27.44
847.5	V	-0.210	0.880	7.540	6.45	38.5	-32.05
QPSK, CH20625 / 846.5MHz, Bandwidth 5MHz							
846.5	H	3.860	0.880	7.540	10.52	38.5	-27.98
846.5	V	-0.550	0.880	7.540	6.11	38.5	-32.39
QPSK, CH20600 / 844MHz, Bandwidth 10MHz							
844	H	3.780	0.880	7.540	10.44	38.5	-28.06
844	V	-0.840	0.880	7.540	5.82	38.5	-32.68
16QAM, CH20643 / 848.3MHz, Bandwidth 1.4MHz							
848.3	H	4.680	0.880	7.540	11.34	38.5	-27.16
848.3	V	0.230	0.880	7.540	6.89	38.5	-31.61
16QAM, CH20635 / 847.5MHz, Bandwidth 3MHz							
847.5	H	4.540	0.880	7.540	11.20	38.5	-27.30
847.5	V	0.340	0.880	7.540	7.00	38.5	-31.50
16QAM, CH20625 / 846.5MHz, Bandwidth 5MHz							
846.5	H	4.320	0.880	7.540	10.98	38.5	-27.52
846.5	V	-0.790	0.880	7.540	5.87	38.5	-32.63
16QAM, CH20600 / 844MHz, Bandwidth 10MHz							
844	H	3.440	0.880	7.540	10.10	38.5	-28.40
844	V	-0.560	0.880	7.540	6.10	38.5	-32.40

NOTES:

- ERP (dBm) / EIRP (dBm)=
SG Reading (dBm) - Cable Loss (dB) + Substitute Antenna Gain (dBd/dBi)
- This unit was tested with its standard adapter.
- The EUT was tested in three orthogonal planes and in all possible test configurations and positioning.