

A.7 Field Strength of Spurious Radiation

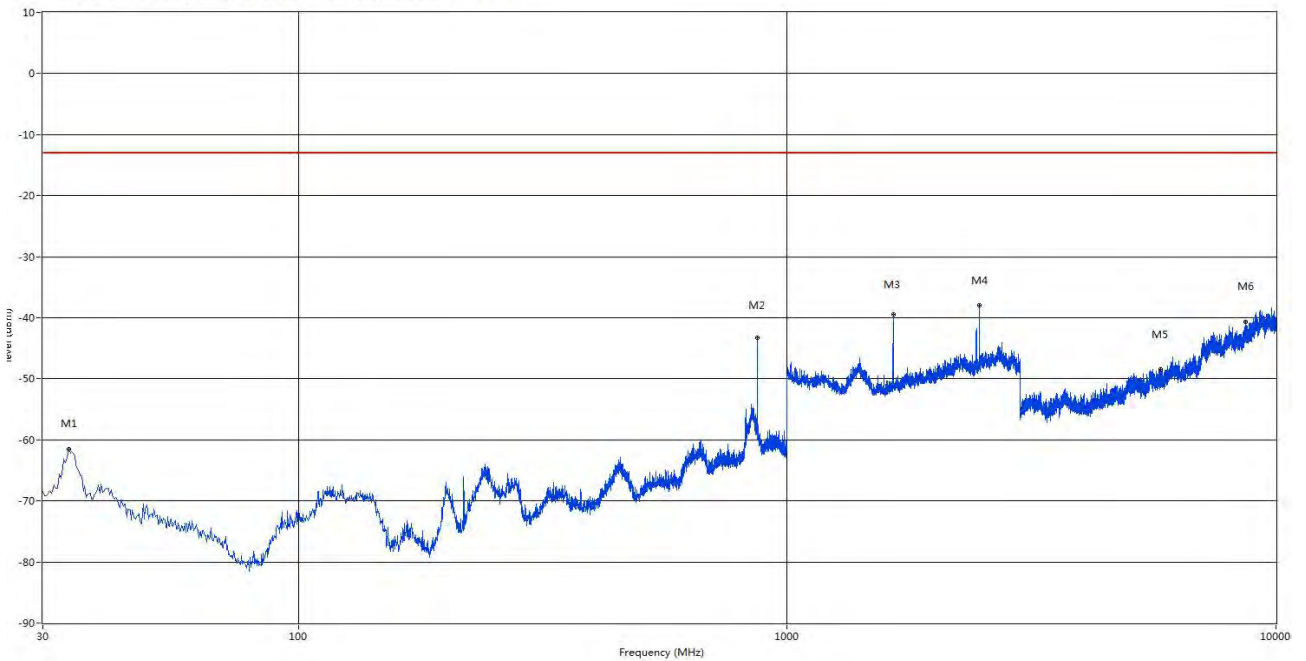
Note: The frequency of verdict which mark by "N/A" should be ignored because they are MS carrier frequency.

1. GSM

GSM850

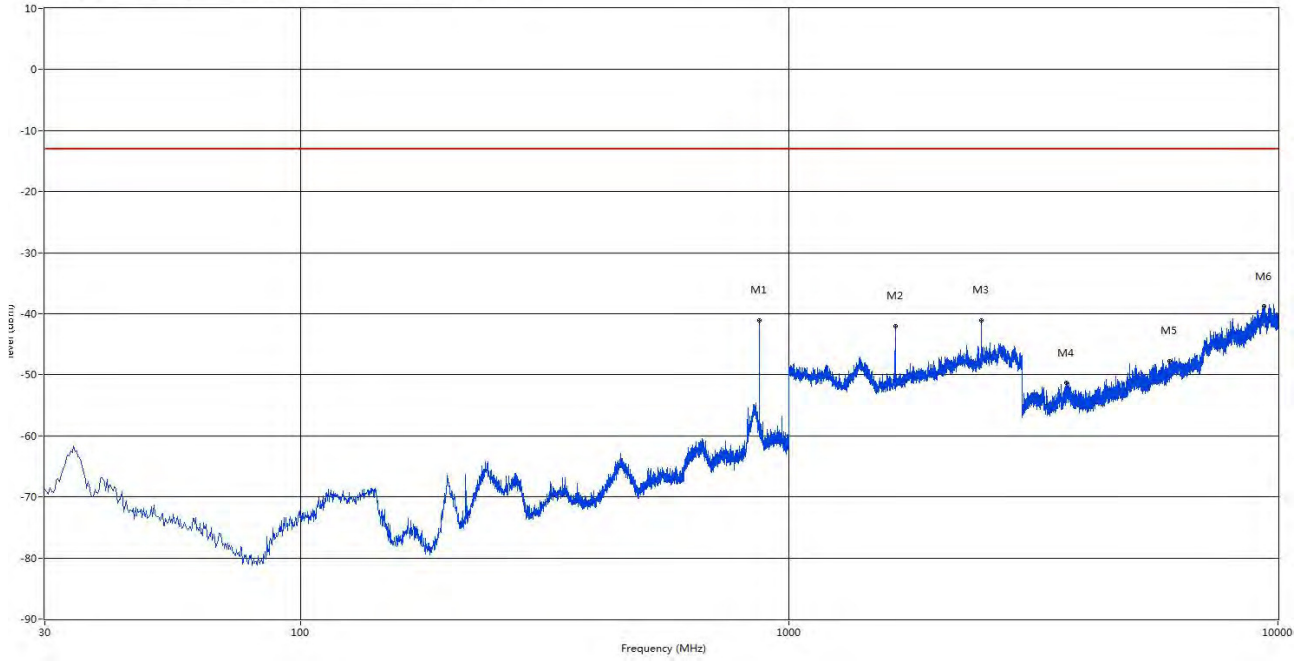
1.1 GSM850 CH128

RSE Test case_FCC PART22&24&27_FCC PART 22_850_GSM 850&CDMA BC0&WCDMA B5<E B5&2G



| Frequency (MHz) | Result (dBm) | Factor (dB) | PK Limit (dBm) | Margin (dB) | Table (o) | ANT | EUT | Verdict |
|-----------------|--------------|-------------|----------------|-------------|-----------|------------|------------|---------|
| 33.880 | -61.54 | -6.50 | -13.0 | 48.54 | 145.10 | Horizontal | Horizontal | Pass |
| 869.292 | -43.23 | 9.59 | -13.0 | 30.23 | 313.10 | Horizontal | Horizontal | N/A |
| 1648.000 | -39.52 | 9.88 | -13.0 | 26.52 | 56.20 | Horizontal | Horizontal | Pass |
| 2472.500 | -37.89 | 13.61 | -13.0 | 24.89 | 225.30 | Horizontal | Horizontal | Pass |
| 5816.250 | -48.49 | 22.89 | -13.0 | 35.49 | 209.50 | Horizontal | Horizontal | Pass |
| 8675.000 | -40.74 | 31.89 | -13.0 | 27.74 | 11.30 | Horizontal | Horizontal | Pass |

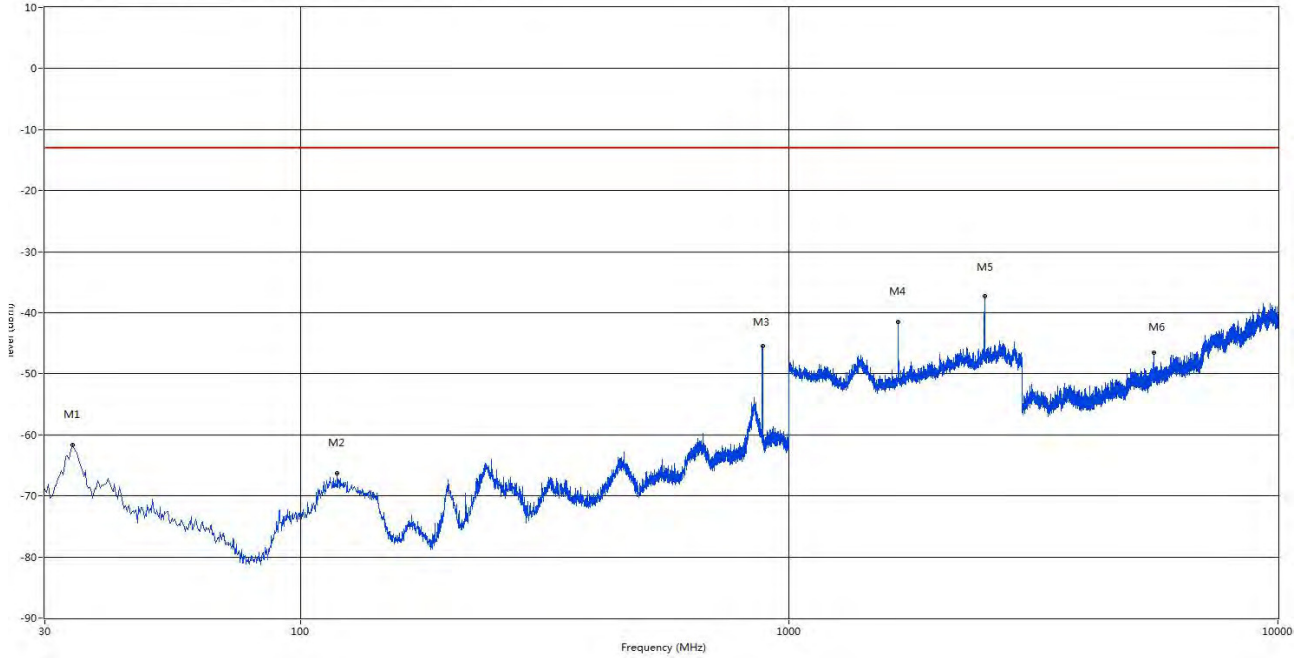
RSE Test case_FCC PART22&24&27_FCC PART 22_850_GSM 850&CDMA BC0&WCDMA B5<E B5&26



| Frequency (MHz) | Result (dBm) | Factor (dB) | PK Limit (dBm) | Margin (dB) | Table (o) | ANT | EUT | Verdict |
|-----------------|--------------|-------------|----------------|-------------|-----------|------------|----------|---------|
| 869.292 | -41.04 | 9.59 | -13.0 | 28.04 | 344.10 | Horizontal | Vertical | N/A |
| 1648.000 | -42.04 | 9.88 | -13.0 | 29.04 | 170.00 | Horizontal | Vertical | Pass |
| 2472.500 | -41.62 | 13.61 | -13.0 | 28.62 | 3.10 | Horizontal | Vertical | Pass |
| 3684.000 | -51.27 | 19.63 | -13.0 | 38.27 | 353.10 | Horizontal | Vertical | Pass |
| 6001.000 | -47.71 | 23.21 | -13.0 | 34.71 | 130.10 | Horizontal | Vertical | Pass |
| 9376.000 | -38.75 | 34.47 | -13.0 | 25.75 | 270.70 | Horizontal | Vertical | Pass |

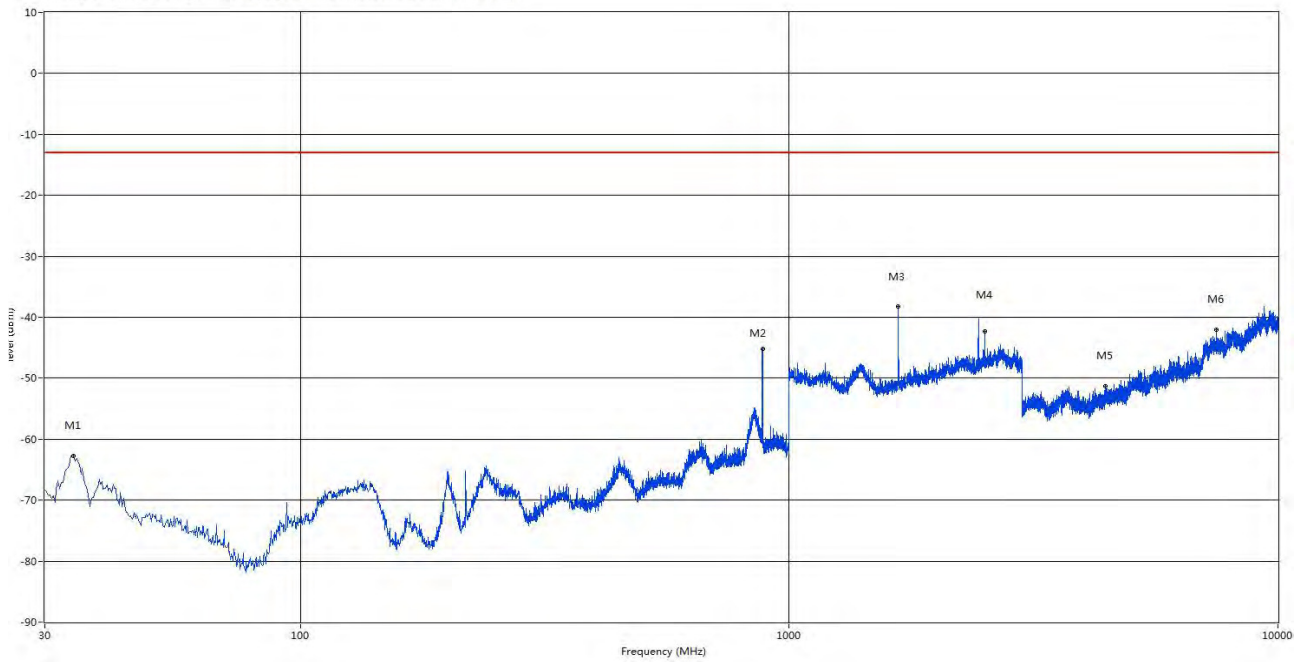
1.2 GSM850 CH190

RSE Test case_FCC PART22&24&27_FCC PART 22_850_GSM 850&CDMA BC0&WCDMA B5<E B5&26



| Frequency (MHz) | Result (dBm) | Factor (dB) | PK Limit (dBm) | Margin (dB) | Table (o) | ANT | EUT | Verdict |
|-----------------|--------------|-------------|----------------|-------------|-----------|------------|------------|---------|
| 34.123 | -61.68 | -6.43 | -13.0 | 48.68 | 164.40 | Horizontal | Horizontal | Pass |
| 118.997 | -66.23 | -6.65 | -13.0 | 53.23 | 299.70 | Horizontal | Horizontal | Pass |
| 881.660 | -45.49 | 7.98 | -13.0 | 32.49 | 10.90 | Horizontal | Horizontal | N/A |
| 1673.000 | -41.43 | 10.44 | -13.0 | 28.43 | 231.90 | Horizontal | Horizontal | Pass |
| 2509.500 | -37.30 | 14.50 | -13.0 | 24.30 | 228.50 | Horizontal | Horizontal | Pass |
| 5568.000 | -46.59 | 22.68 | -13.0 | 33.59 | 204.40 | Horizontal | Horizontal | Pass |

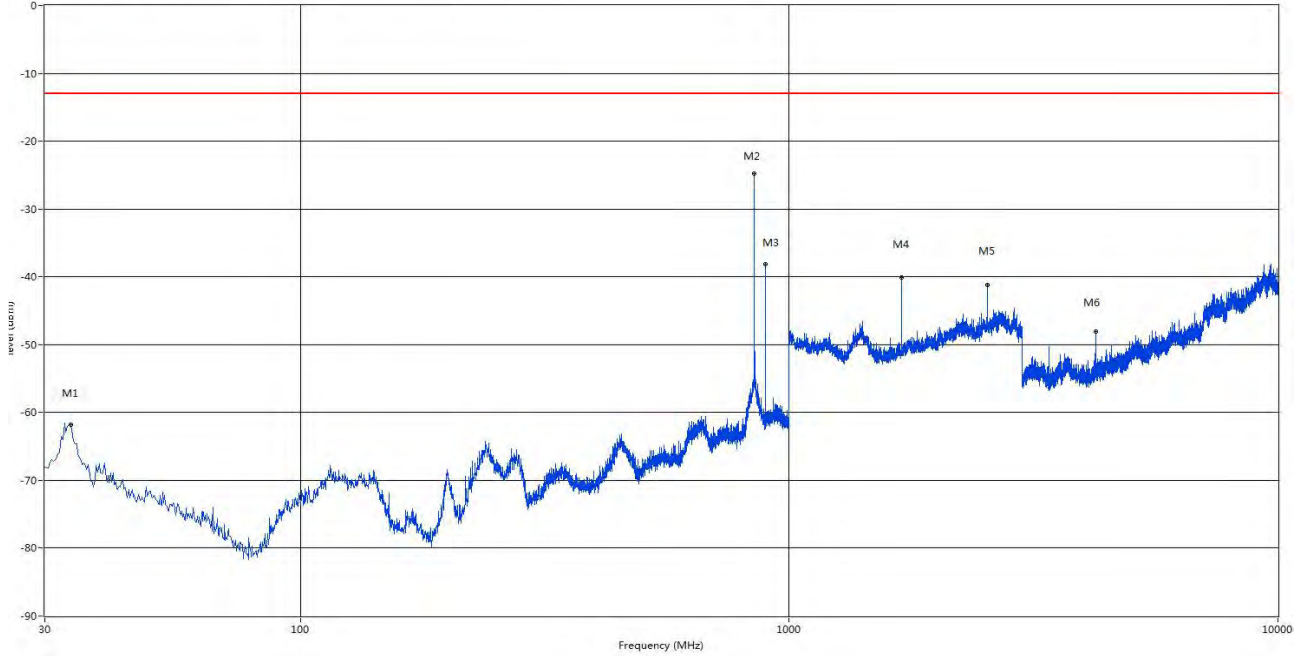
RSE Test case_FCC PART22&24&27_FCC PART 22_850_GSM 850&CDMA BC0&WCDMA B5<E B5&26



| Frequency (MHz) | Result (dBm) | Factor (dB) | PK Limit (dBm) | Margin (dB) | Table (o) | ANT | EUT | Verdict |
|-----------------|--------------|-------------|----------------|-------------|-----------|------------|----------|---------|
| 34.365 | -62.79 | -6.36 | -13.0 | 49.79 | 153.90 | Horizontal | Vertical | Pass |
| 881.660 | -45.13 | 7.98 | -13.0 | 32.13 | 2.50 | Horizontal | Vertical | N/A |
| 1673.000 | -38.25 | 10.44 | -13.0 | 25.25 | 166.40 | Horizontal | Vertical | Pass |
| 2509.500 | -42.26 | 14.50 | -13.0 | 29.26 | 304.50 | Horizontal | Vertical | Pass |
| 4434.750 | -51.27 | 20.60 | -13.0 | 38.27 | 328.50 | Horizontal | Vertical | Pass |
| 7487.000 | -41.98 | 29.12 | -13.0 | 28.98 | 268.70 | Horizontal | Vertical | Pass |

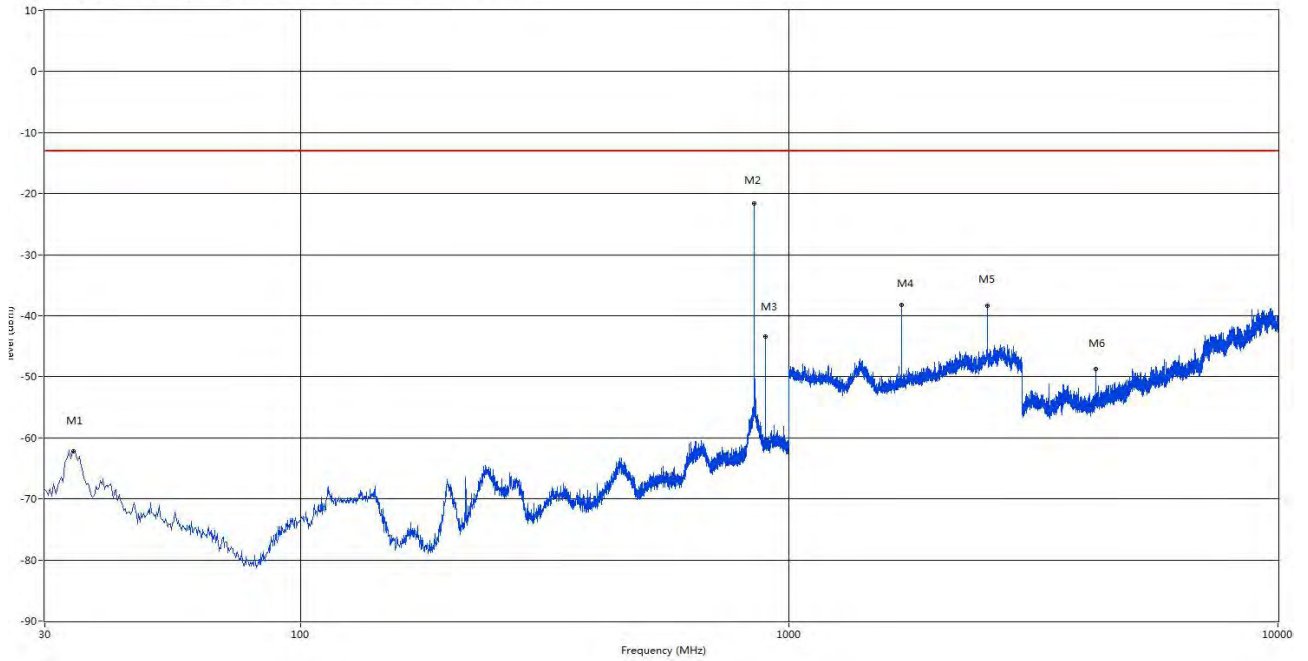
1.3 GSM850 CH251

RSE Test case_FCC PART22&24&27_FCC PART 22_850_GSM 850&CDMA BC0&WCDMA B5<E B5&26



| Frequency (MHz) | Result (dBm) | Factor (dB) | PK Limit (dBm) | Margin (dB) | Table (o) | ANT | EUT | Verdict |
|-----------------|--------------|-------------|----------------|-------------|-----------|------------|------------|---------|
| 33.880 | -61.75 | -6.50 | -13.0 | 48.75 | 119.00 | Horizontal | Horizontal | Pass |
| 848.922 | -24.74 | 12.64 | -13.0 | 11.74 | 168.50 | Horizontal | Horizontal | N/A |
| 893.785 | -38.15 | 7.24 | -13.0 | 25.15 | 50.60 | Horizontal | Horizontal | N/A |
| 1697.500 | -40.14 | 10.29 | -13.0 | 27.14 | 82.40 | Horizontal | Horizontal | Pass |
| 2546.000 | -41.14 | 15.24 | -13.0 | 28.14 | 166.10 | Horizontal | Horizontal | Pass |
| 4243.500 | -48.03 | 20.14 | -13.0 | 35.03 | 51.20 | Horizontal | Horizontal | Pass |

RSE Test case_FCC PART22&24&27_FCC PART 22_850_GSM 850&CDMA BC0&WCDMA B5<E B5&26

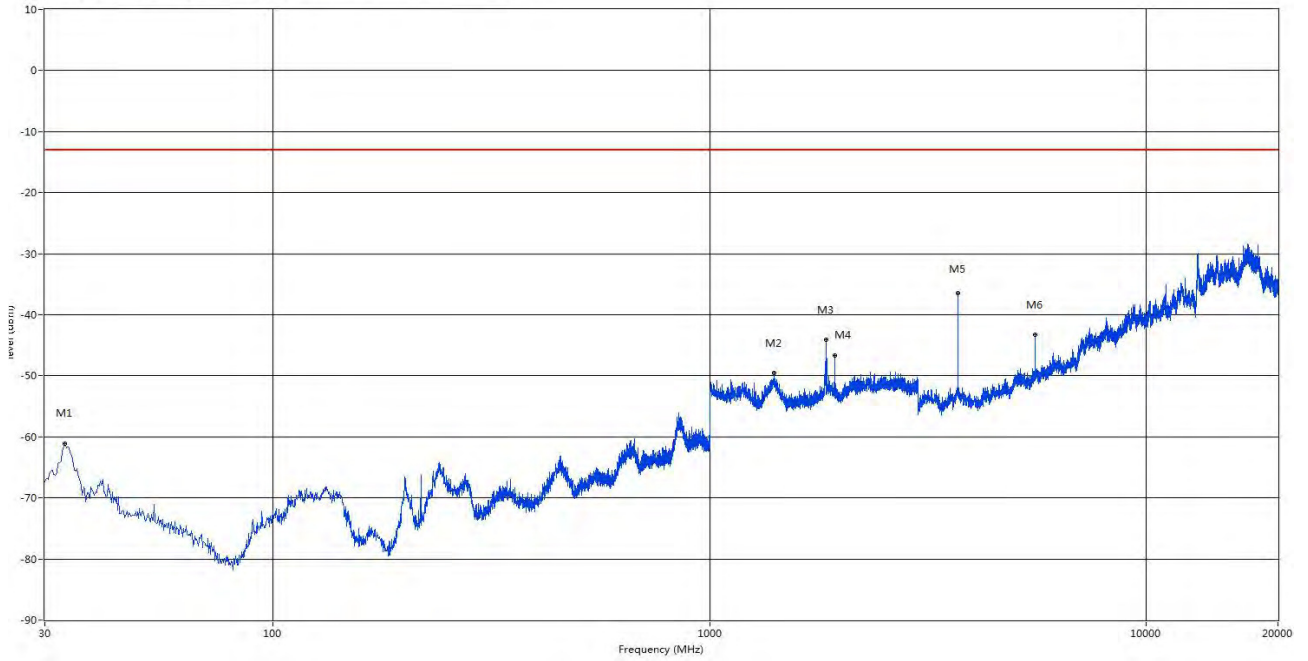


| Frequency (MHz) | Result (dBm) | Factor (dB) | PK Limit (dBm) | Margin (dB) | Table (o) | ANT | EUT | Verdict |
|-----------------|--------------|-------------|----------------|-------------|-----------|------------|----------|---------|
| 34.365 | -62.18 | -6.36 | -13.0 | 49.18 | 143.40 | Horizontal | Vertical | Pass |
| 848.680 | -21.59 | 12.61 | -13.0 | 8.59 | 146.10 | Horizontal | Vertical | N/A |
| 893.785 | -43.38 | 7.24 | -13.0 | 30.38 | 2.90 | Horizontal | Vertical | N/A |
| 1697.500 | -38.29 | 10.29 | -13.0 | 25.29 | 167.90 | Horizontal | Vertical | Pass |
| 2546.500 | -38.43 | 15.18 | -13.0 | 25.43 | 102.10 | Horizontal | Vertical | Pass |
| 4244.250 | -48.74 | 20.14 | -13.0 | 35.74 | 97.40 | Horizontal | Vertical | Pass |

GSM1900

1.4 GSM1900 CH512

RSE Test case_FCC PART22&24&27_FCC PART 24_1900_GSM 1900&WCDMA B2&CDMA BC1<E B2&25



| Frequency (MHz) | Result (dBm) | Factor (dB) | PK Limit (dBm) | Margin (dB) | Table (o) | ANT | EUT | Verdict |
|-----------------|--------------|-------------|----------------|-------------|-----------|------------|----------|---------|
| 33.395 | -61.11 | -6.70 | -13.0 | 48.11 | 180.20 | Horizontal | Vertical | Pass |
| 1402.000 | -49.51 | 9.79 | -13.0 | 36.51 | 162.00 | Horizontal | Vertical | Pass |
| 1850.000 | -44.13 | 9.94 | -13.0 | 31.13 | 31.90 | Horizontal | Vertical | N/A |
| 1929.500 | -46.61 | 8.79 | -13.0 | 33.61 | 130.00 | Horizontal | Vertical | N/A |
| 3699.562 | -41.80 | 19.73 | -13.0 | 28.80 | 307.50 | Horizontal | Vertical | Pass |
| 5549.625 | -43.33 | 23.06 | -13.0 | 30.33 | 118.20 | Horizontal | Vertical | Pass |

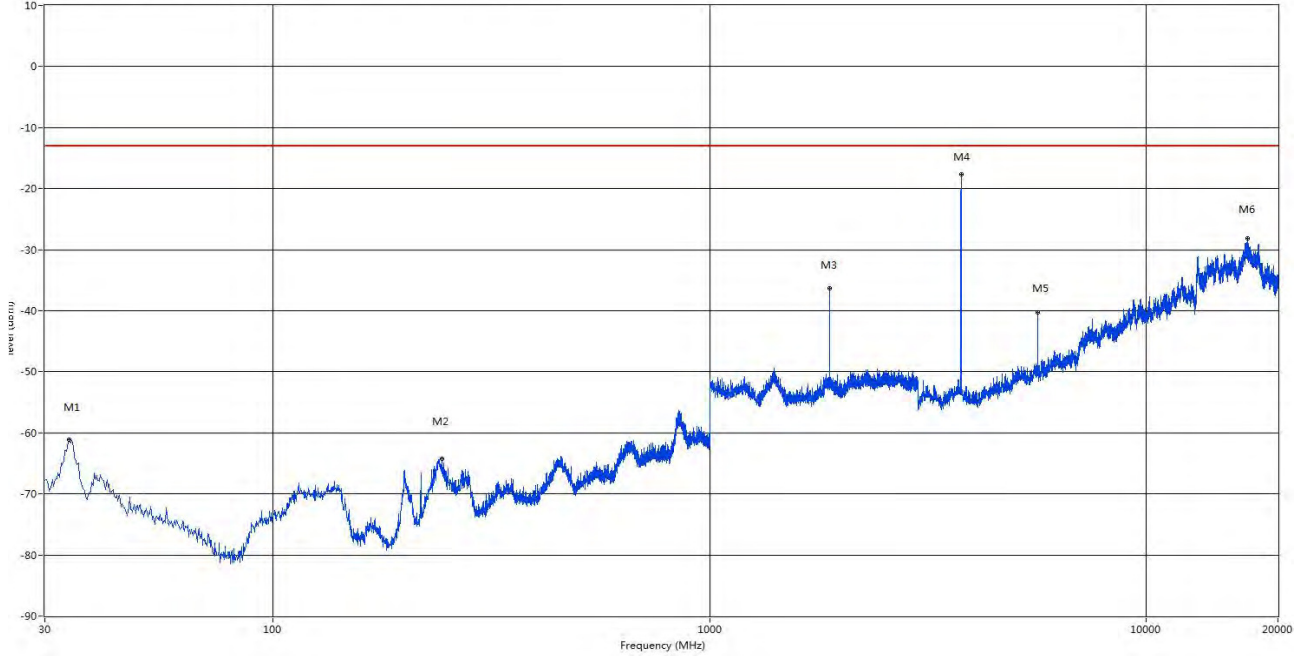
RSE Test case_FCC PART22&24&27_FCC PART 24_1900_GSM 1900&WCDMA B2&CDMA BC1<E B2&25



| Frequency (MHz) | Result (dBm) | Factor (dB) | PK Limit (dBm) | Margin (dB) | Table (o) | ANT | EUT | Verdict |
|-----------------|--------------|-------------|----------------|-------------|-----------|----------|----------|---------|
| 38.730 | -58.07 | -5.44 | -13.0 | 45.07 | 325.10 | Vertical | Vertical | Pass |
| 1841.500 | -48.18 | 9.99 | -13.0 | 35.18 | 137.00 | Vertical | Vertical | N/A |
| 1930.000 | -41.53 | 8.78 | -13.0 | 28.53 | 296.50 | Vertical | Vertical | N/A |
| 3699.562 | -33.00 | 19.73 | -13.0 | 20.00 | 147.30 | Vertical | Vertical | Pass |
| 5549.625 | -40.17 | 23.06 | -13.0 | 27.17 | 33.90 | Vertical | Vertical | Pass |
| 7402.125 | -37.97 | 28.79 | -13.0 | 24.97 | 64.90 | Vertical | Vertical | Pass |

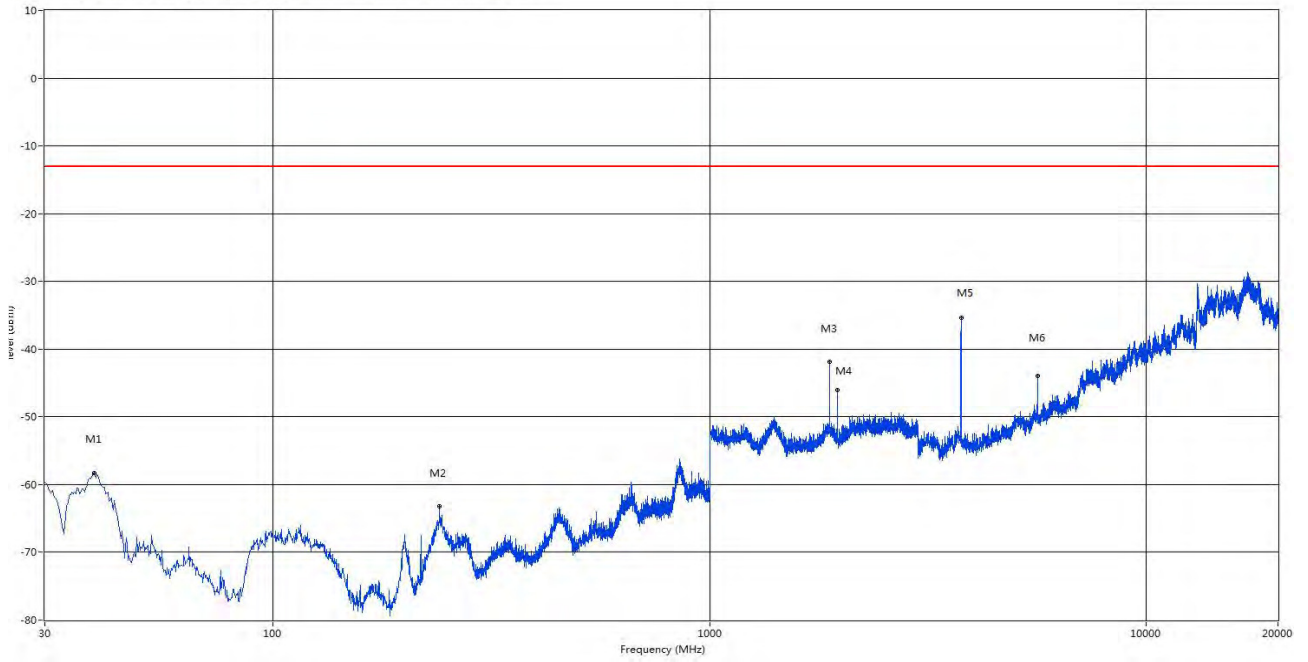
1.5 GSM1900 CH661

RSE Test case_FCC PART22&24&27_FCC PART 24_1900_GSM 1900&WCDMA B2&CDMA BC1<E B2&Z5



| Frequency (MHz) | Result (dBm) | Factor (dB) | PK Limit (dBm) | Margin (dB) | Table (o) | ANT | EUT | Verdict |
|-----------------|--------------|-------------|----------------|-------------|-----------|------------|----------|---------|
| 34.123 | -61.05 | -6.50 | -13.0 | 48.05 | 133.00 | Horizontal | Vertical | Pass |
| 243.885 | -64.30 | 1.58 | -13.0 | 51.30 | 289.90 | Horizontal | Vertical | Pass |
| 1880.000 | -36.34 | 9.77 | -13.0 | 23.34 | 26.70 | Horizontal | Vertical | N/A |
| 3760.500 | -17.71 | 19.65 | -13.0 | 4.71 | 325.70 | Horizontal | Vertical | Pass |
| 5639.813 | -40.22 | 22.49 | -13.0 | 27.22 | 67.60 | Horizontal | Vertical | Pass |
| 17032.937 | -28.11 | 39.18 | -13.0 | 15.11 | 174.70 | Horizontal | Vertical | Pass |

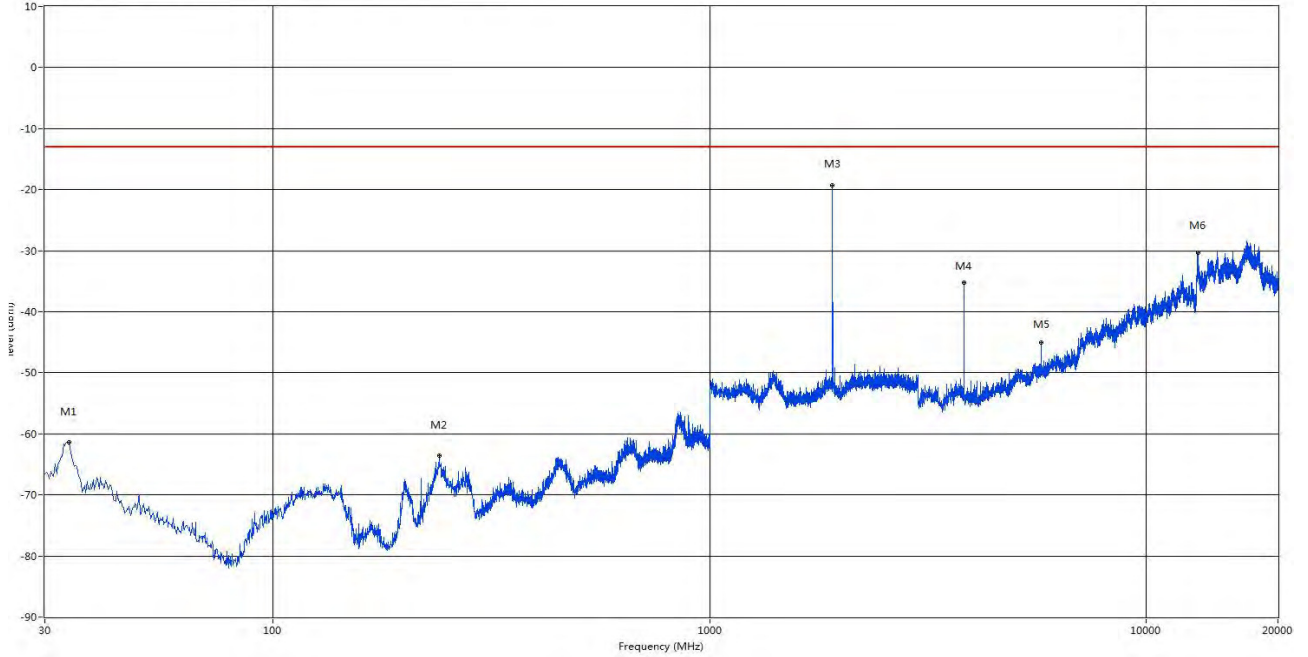
RSE Test case_FCC PART22&24&27_FCC PART 24_1900_GSM 1900&WCDMA B2&CDMA BC1<E B2&25



| Frequency (MHz) | Result (dBm) | Factor (dB) | PK Limit (dBm) | Margin (dB) | Table (o) | ANT | EUT | Verdict |
|-----------------|--------------|-------------|----------------|-------------|-----------|----------|----------|---------|
| 38.972 | -58.32 | -5.38 | -13.0 | 45.32 | 314.30 | Vertical | Vertical | Pass |
| 240.248 | -63.25 | 2.67 | -13.0 | 50.25 | 343.80 | Vertical | Vertical | Pass |
| 1879.500 | -41.91 | 9.77 | -13.0 | 28.91 | 19.30 | Vertical | Vertical | N/A |
| 1959.500 | -46.00 | 8.63 | -13.0 | 33.00 | 35.50 | Vertical | Vertical | N/A |
| 3760.500 | -38.03 | 19.65 | -13.0 | 25.03 | 354.90 | Vertical | Vertical | Pass |
| 5639.813 | -44.00 | 22.49 | -13.0 | 31.00 | 273.50 | Vertical | Vertical | Pass |

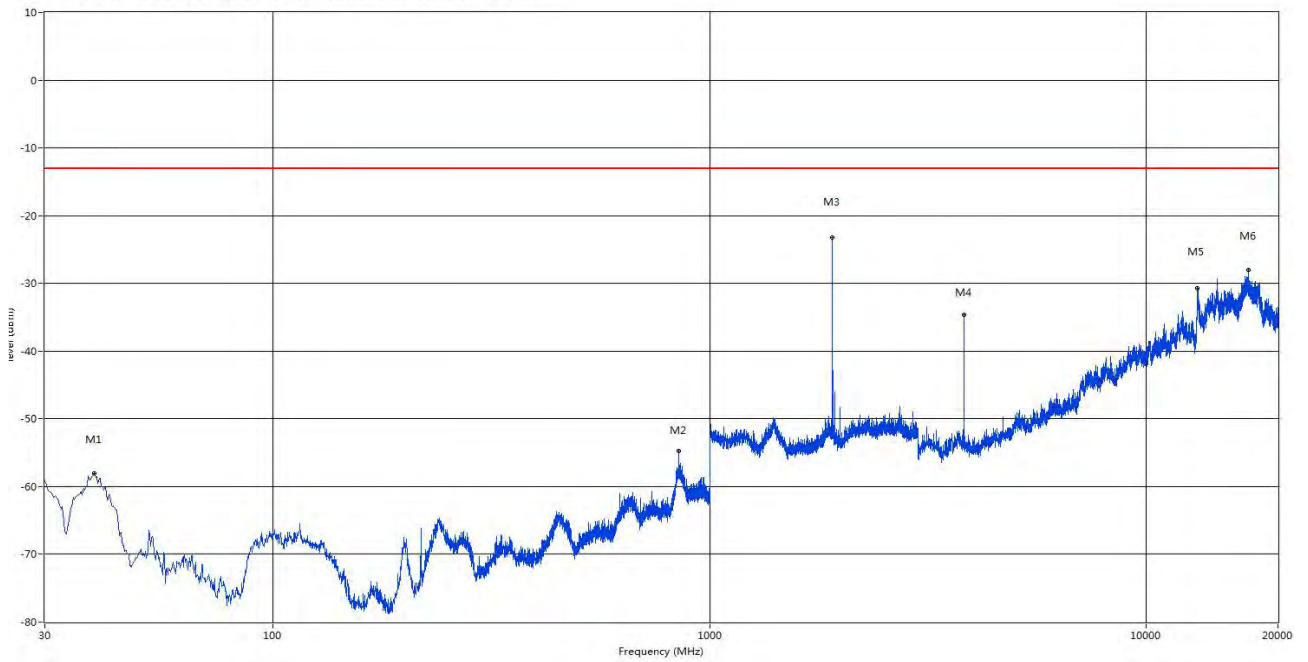
1.6 GSM1900 CH810

RSE Test case_FCC PART22&24&27_FCC PART 24_1900_GSM 1900&WCDMA B2&CDMA BC1<E B2&25



| Frequency (MHz) | Result (dBm) | Factor (dB) | PK Limit (dBm) | Margin (dB) | Table (o) | ANT | EUT | Verdict |
|-----------------|--------------|-------------|----------------|-------------|-----------|------------|----------|---------|
| 34.123 | -61.39 | -6.50 | -13.0 | 48.39 | 210.20 | Horizontal | Vertical | Pass |
| 239.762 | -63.57 | 2.64 | -13.0 | 50.57 | 162.30 | Horizontal | Vertical | Pass |
| 1909.500 | -19.33 | 9.56 | -13.0 | 6.33 | 36.80 | Horizontal | Vertical | N/A |
| 3819.000 | -35.26 | 19.63 | -13.0 | 22.26 | 358.60 | Horizontal | Vertical | Pass |
| 5730.000 | -46.10 | 22.54 | -13.0 | 33.10 | 360.80 | Horizontal | Vertical | Pass |
| 13114.313 | -30.33 | 42.00 | -13.0 | 17.33 | 360.00 | Horizontal | Vertical | Pass |

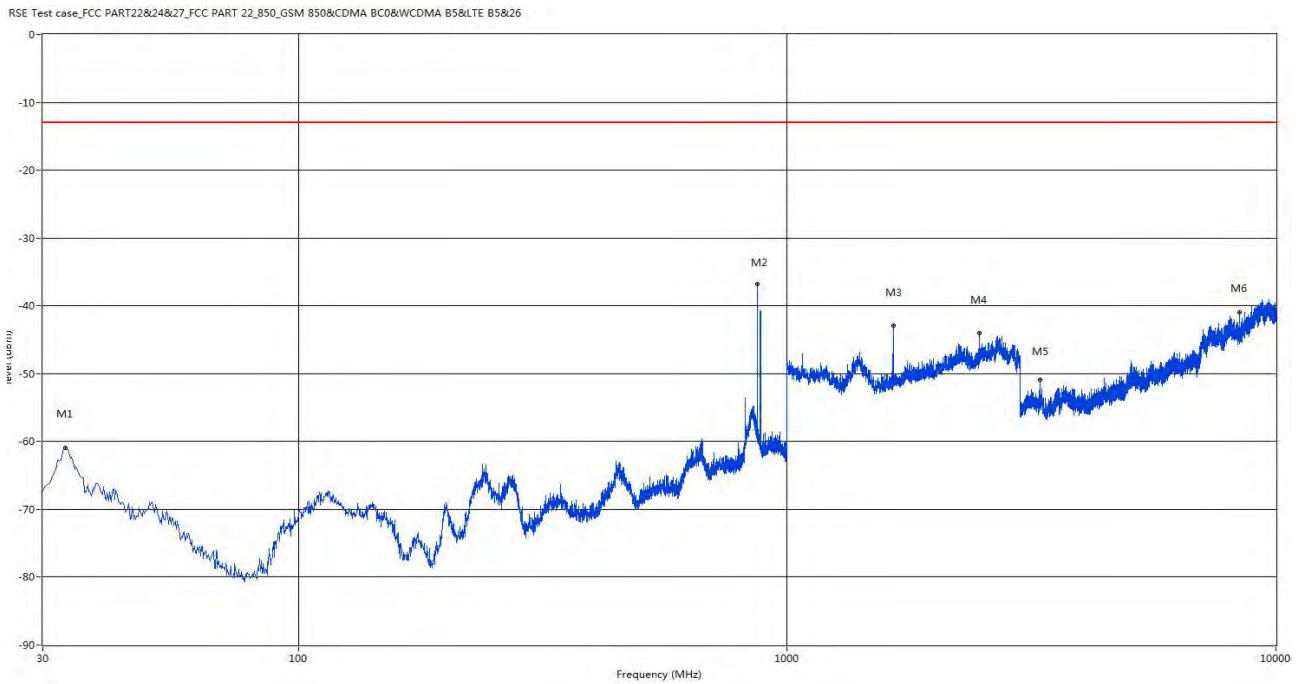
RSE Test case_FCC PART22&24&27_FCC PART 24_1900_GSM 1900&WCDMA B2&CDMA BC1<E B2&25



| Frequency (MHz) | Result (dBm) | Factor (dB) | PK Limit (dBm) | Margin (dB) | Table (o) | ANT | EUT | Verdict |
|-----------------|--------------|-------------|----------------|-------------|-----------|----------|----------|---------|
| 38.972 | -58.04 | -5.38 | -13.0 | 45.04 | 301.80 | Vertical | Vertical | Pass |
| 848.680 | -54.78 | 10.56 | -13.0 | 41.78 | 148.70 | Vertical | Vertical | Pass |
| 1909.500 | -24.28 | 9.56 | -13.0 | 11.28 | 73.20 | Vertical | Vertical | N/A |
| 3819.000 | -34.59 | 19.63 | -13.0 | 21.59 | 64.50 | Vertical | Vertical | Pass |
| 13096.188 | -30.72 | 42.31 | -13.0 | 17.72 | 67.60 | Vertical | Vertical | Pass |
| 17098.188 | -28.05 | 39.78 | -13.0 | 15.05 | 356.80 | Vertical | Vertical | Pass |

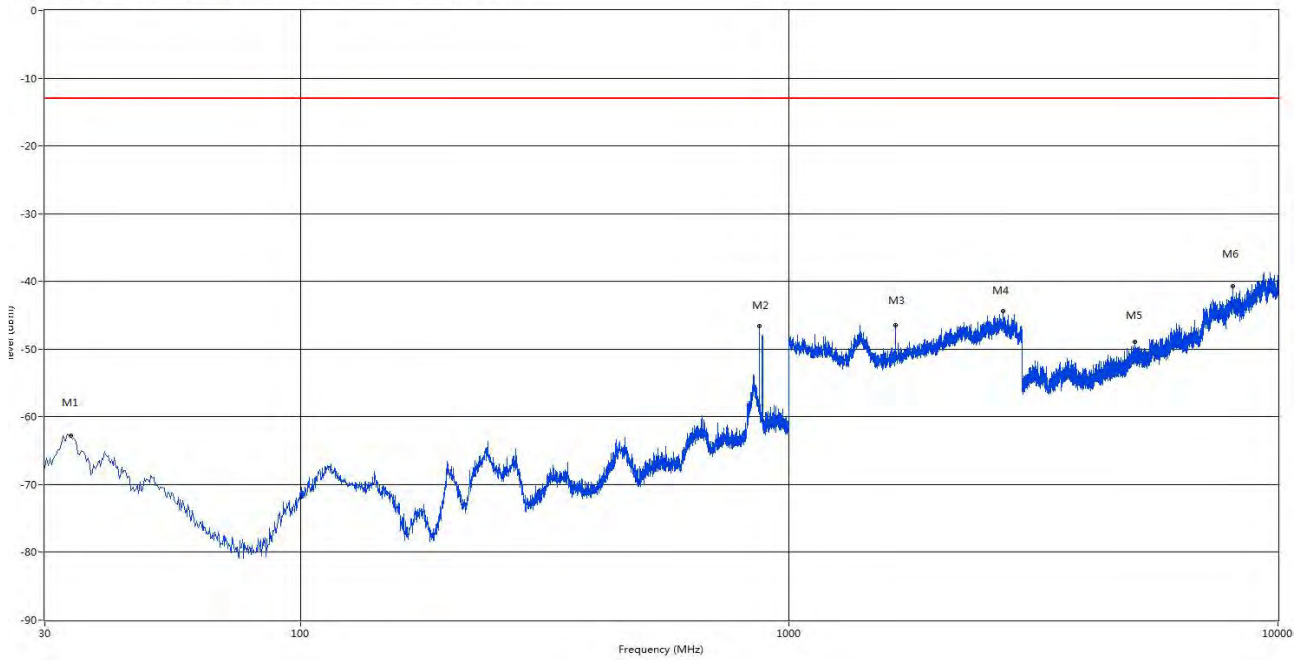
EGPRS 850

1.7 EGPRS 850 CH128



| Frequency (MHz) | Result (dBm) | Factor (dB) | PK Limit (dBm) | Margin (dB) | Table (o) | ANT | EUT | Verdict |
|-----------------|--------------|-------------|----------------|-------------|-----------|------------|------------|---------|
| 33.395 | -60.90 | -6.64 | -13.0 | 47.90 | 193.10 | Horizontal | Horizontal | Pass |
| 869.292 | -36.78 | 9.59 | -13.0 | 23.78 | 327.00 | Horizontal | Horizontal | N/A |
| 1648.000 | -42.88 | 9.88 | -13.0 | 29.88 | 48.40 | Horizontal | Horizontal | Pass |
| 2472.500 | -44.07 | 13.61 | -13.0 | 31.07 | 2.80 | Horizontal | Horizontal | Pass |
| 3285.750 | -50.91 | 17.90 | -13.0 | 37.91 | 26.70 | Horizontal | Horizontal | Pass |
| 8413.000 | -41.01 | 30.70 | -13.0 | 28.01 | 324.10 | Horizontal | Horizontal | Pass |

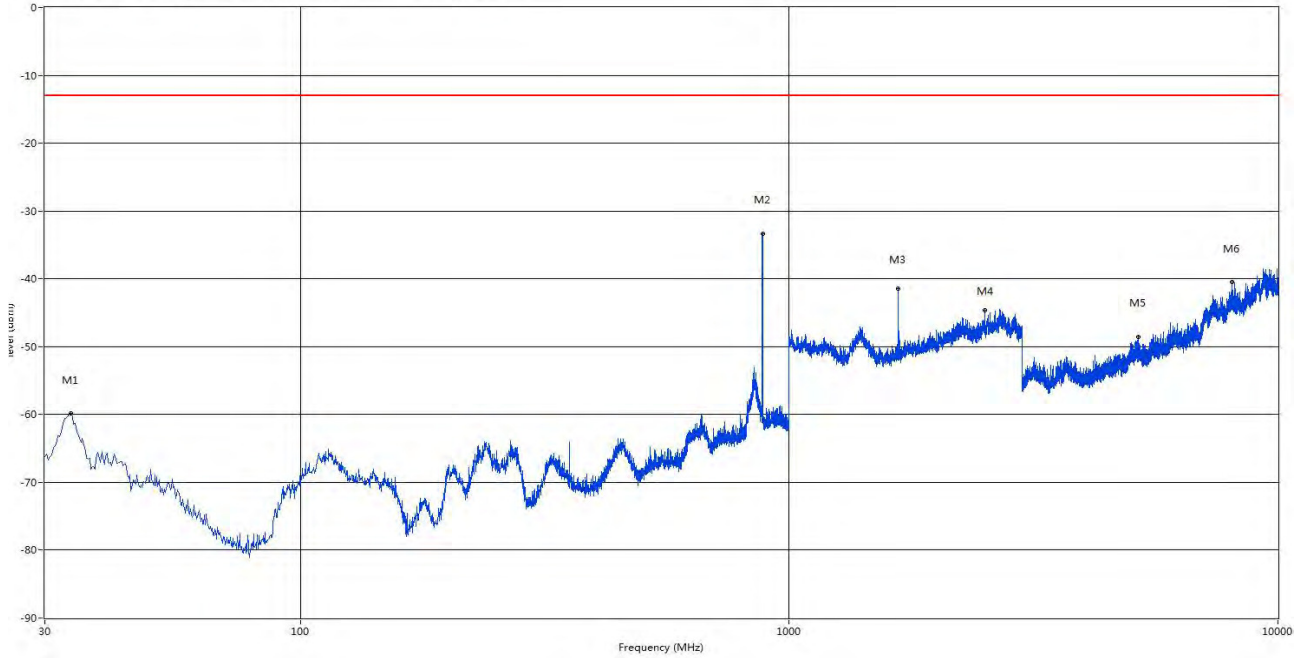
RSE Test case_FCC PART22&24&27_FCC PART 22_850_GSM 850&CDMA BC0&WCDMA B5<E B5&26



| Frequency (MHz) | Result (dBm) | Factor (dB) | PK Limit (dBm) | Margin (dB) | Table (o) | ANT | EUT | Verdict |
|-----------------|--------------|-------------|----------------|-------------|-----------|------------|----------|---------|
| 33.880 | -62.80 | -6.50 | -13.0 | 49.80 | 190.80 | Horizontal | Vertical | Pass |
| 869.292 | -46.64 | 9.59 | -13.0 | 33.64 | 331.00 | Horizontal | Vertical | N/A |
| 1648.000 | -46.47 | 9.88 | -13.0 | 33.47 | 165.00 | Horizontal | Vertical | Pass |
| 2742.500 | -44.40 | 16.32 | -13.0 | 31.40 | 155.40 | Horizontal | Vertical | Pass |
| 5106.000 | -48.94 | 22.17 | -13.0 | 35.94 | 267.70 | Horizontal | Vertical | Pass |
| 8091.000 | -40.70 | 31.54 | -13.0 | 27.70 | 0.90 | Horizontal | Vertical | Pass |

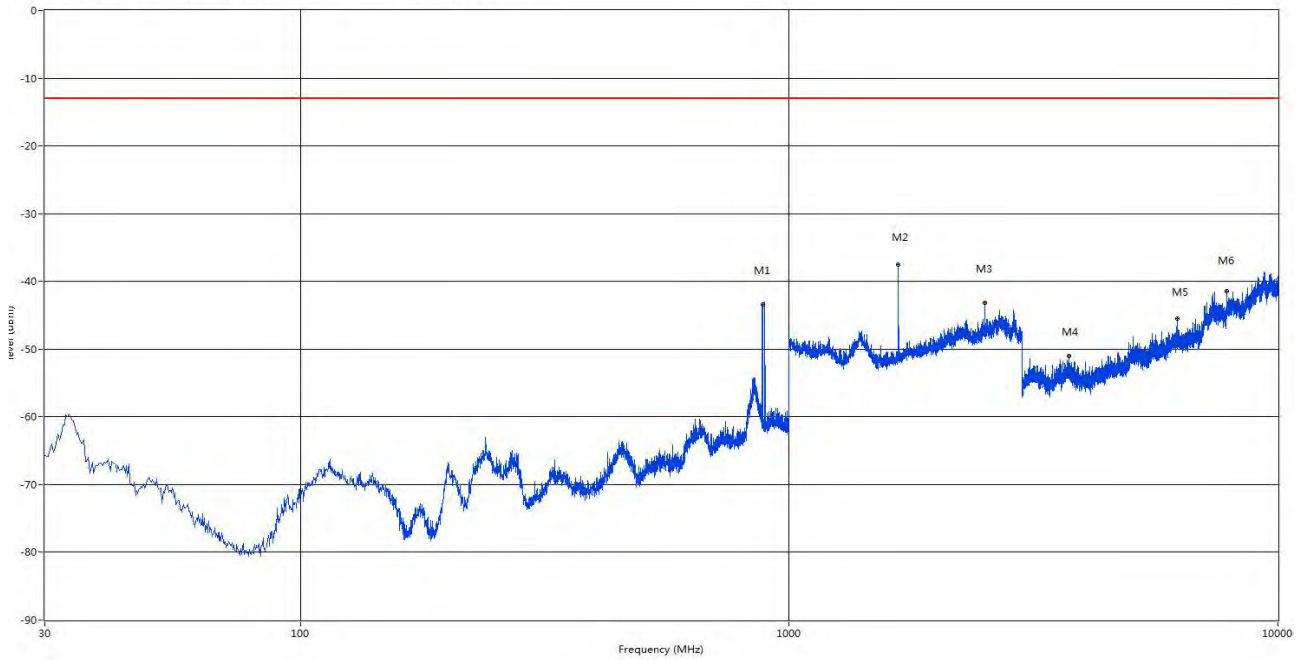
1.8 EGPRS 850 CH190

RSE Test case_FCC PART22&24&27_FCC PART 22_850_GSM 850&CDMA BC0&WCDMA B5<E B5&26



| Frequency (MHz) | Result (dBm) | Factor (dB) | PK Limit (dBm) | Margin (dB) | Table (o) | ANT | EUT | Verdict |
|-----------------|--------------|-------------|----------------|-------------|-----------|------------|------------|---------|
| 33.880 | -59.88 | -6.50 | -13.0 | 46.88 | 171.40 | Horizontal | Horizontal | Pass |
| 881.660 | -33.37 | 7.98 | -13.0 | 20.37 | 9.50 | Horizontal | Horizontal | N/A |
| 1673.000 | -41.44 | 10.44 | -13.0 | 28.44 | 266.90 | Horizontal | Horizontal | Pass |
| 2510.000 | -44.61 | 14.52 | -13.0 | 31.61 | 0.00 | Horizontal | Horizontal | Pass |
| 5174.250 | -48.56 | 22.23 | -13.0 | 35.56 | 257.50 | Horizontal | Horizontal | Pass |
| 8039.000 | -40.50 | 30.57 | -13.0 | 27.50 | 65.20 | Horizontal | Horizontal | Pass |

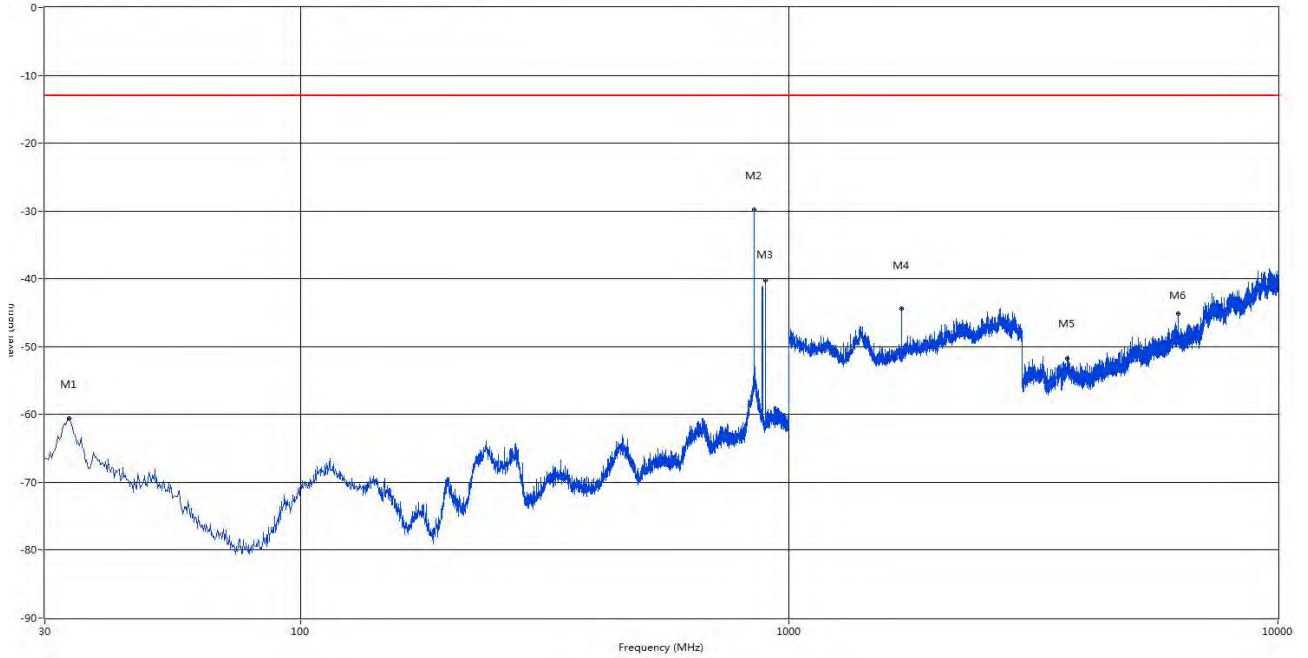
RSE Test case_FCC PART22&24&27_FCC PART 22_850_GSM 850&CDMA BC0&WCDMA B5<E B5&26



| Frequency (MHz) | Result (dBm) | Factor (dB) | PK Limit (dBm) | Margin (dB) | Table (o) | ANT | EUT | Verdict |
|-----------------|--------------|-------------|----------------|-------------|-----------|------------|----------|---------|
| 881.660 | -43.38 | 7.98 | -13.0 | 30.38 | 2.50 | Horizontal | Vertical | N/A |
| 1673.000 | -37.48 | 10.44 | -13.0 | 24.48 | 157.80 | Horizontal | Vertical | Pass |
| 2510.000 | -43.21 | 14.52 | -13.0 | 30.21 | 320.20 | Horizontal | Vertical | Pass |
| 3730.500 | -51.01 | 19.77 | -13.0 | 38.01 | 76.60 | Horizontal | Vertical | Pass |
| 6222.000 | -45.49 | 24.01 | -13.0 | 32.49 | 172.10 | Horizontal | Vertical | Pass |
| 7874.000 | -41.39 | 30.27 | -13.0 | 28.39 | 258.20 | Horizontal | Vertical | Pass |

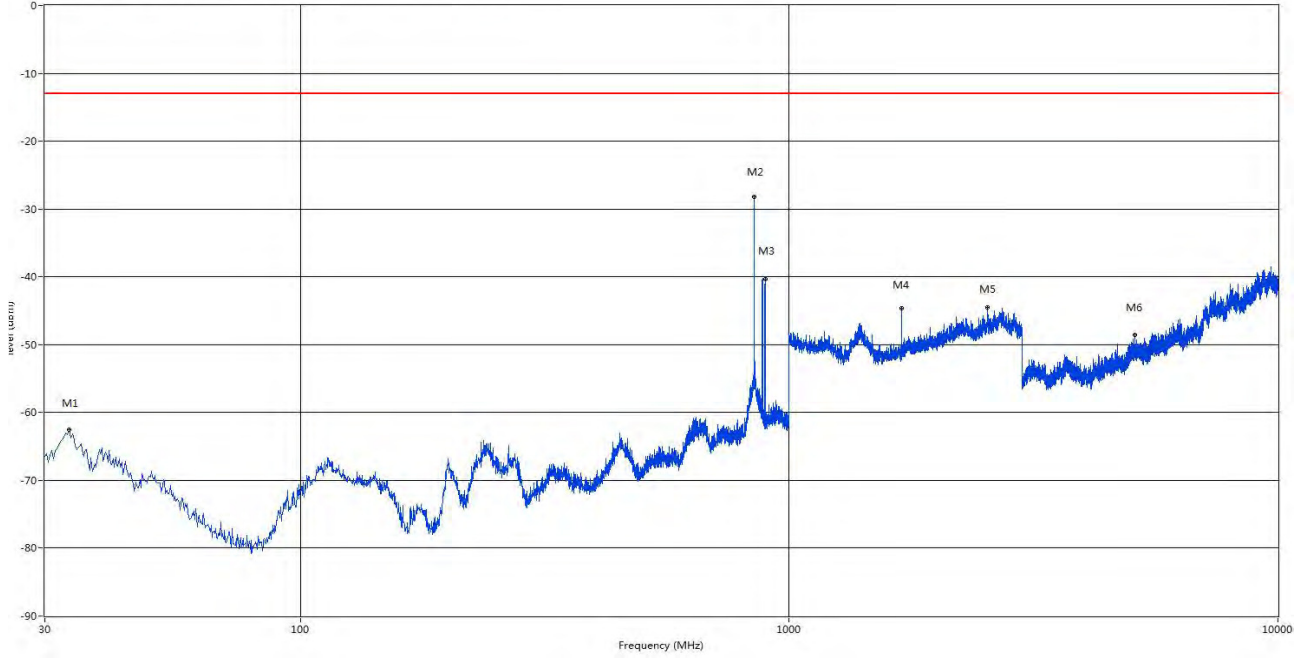
1.9 EGPRS 850 CH251

RSE Test case_FCC PART22&24&27_FCC PART 22_850_GSM 850&CDMA BC0&WCDMA B5<E B5&26



| Frequency (MHz) | Result (dBm) | Factor (dB) | PK Limit (dBm) | Margin (dB) | Table (o) | ANT | EUT | Verdict |
|-----------------|--------------|-------------|----------------|-------------|-----------|------------|------------|---------|
| 33.638 | -60.58 | -6.57 | -13.0 | 47.58 | 159.60 | Horizontal | Horizontal | Pass |
| 848.680 | -29.82 | 12.61 | -13.0 | 16.82 | 2.50 | Horizontal | Horizontal | N/A |
| 893.785 | -40.28 | 7.24 | -13.0 | 27.28 | 328.40 | Horizontal | Horizontal | N/A |
| 1697.500 | -44.36 | 10.29 | -13.0 | 31.36 | 230.40 | Horizontal | Horizontal | Pass |
| 3699.750 | -51.74 | 19.73 | -13.0 | 38.74 | 0.30 | Horizontal | Horizontal | Pass |
| 6259.000 | -45.14 | 24.36 | -13.0 | 32.14 | 268.00 | Horizontal | Horizontal | Pass |

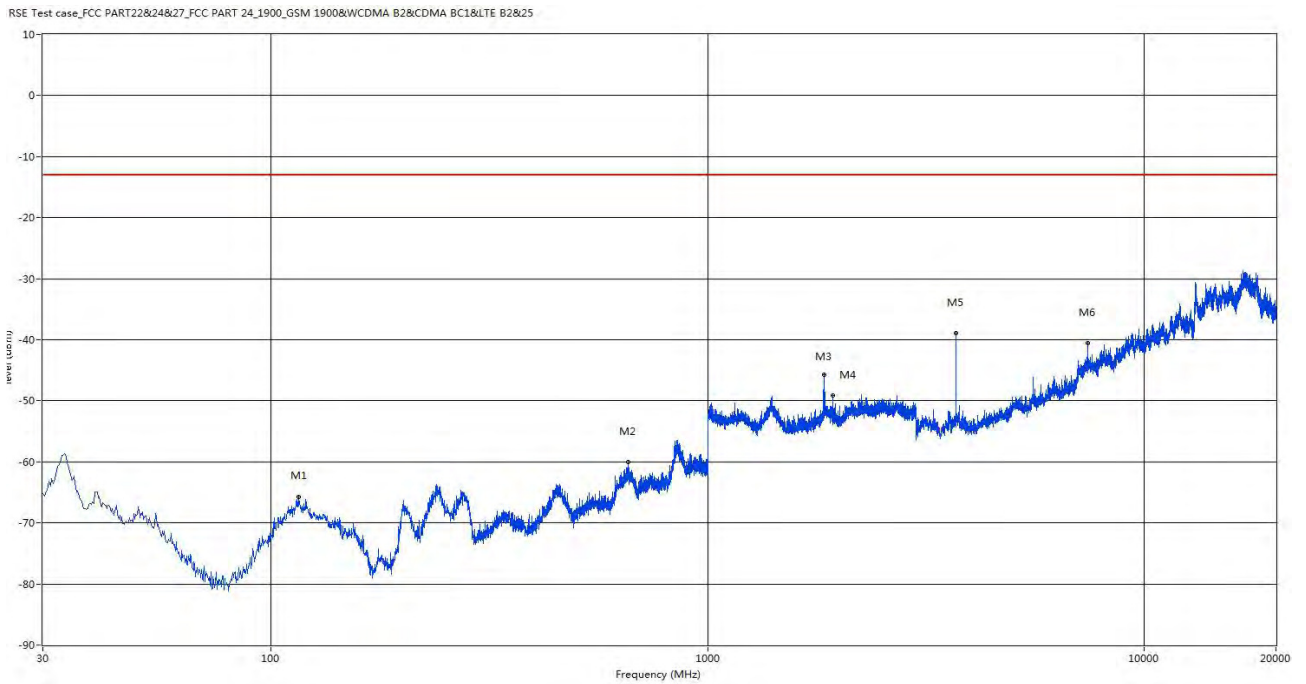
RSE Test case_FCC PART22&24&27_FCC PART 22_850_GSM 850&CDMA BC0&WCDMA B5<E B5&26



| Frequency (MHz) | Result (dBm) | Factor (dB) | PK Limit (dBm) | Margin (dB) | Table (o) | ANT | EUT | Verdict |
|-----------------|--------------|-------------|----------------|-------------|-----------|------------|----------|---------|
| 33.638 | -62.51 | -6.57 | -13.0 | 49.51 | 198.90 | Horizontal | Vertical | Pass |
| 848.922 | -28.18 | 12.64 | -13.0 | 15.18 | 154.80 | Horizontal | Vertical | N/A |
| 893.785 | -40.40 | 7.24 | -13.0 | 27.40 | 352.20 | Horizontal | Vertical | N/A |
| 1697.500 | -44.68 | 10.29 | -13.0 | 31.68 | 343.80 | Horizontal | Vertical | Pass |
| 2546.000 | -44.53 | 15.24 | -13.0 | 31.53 | 103.90 | Horizontal | Vertical | Pass |
| 5106.000 | -48.56 | 22.17 | -13.0 | 35.56 | 304.90 | Horizontal | Vertical | Pass |

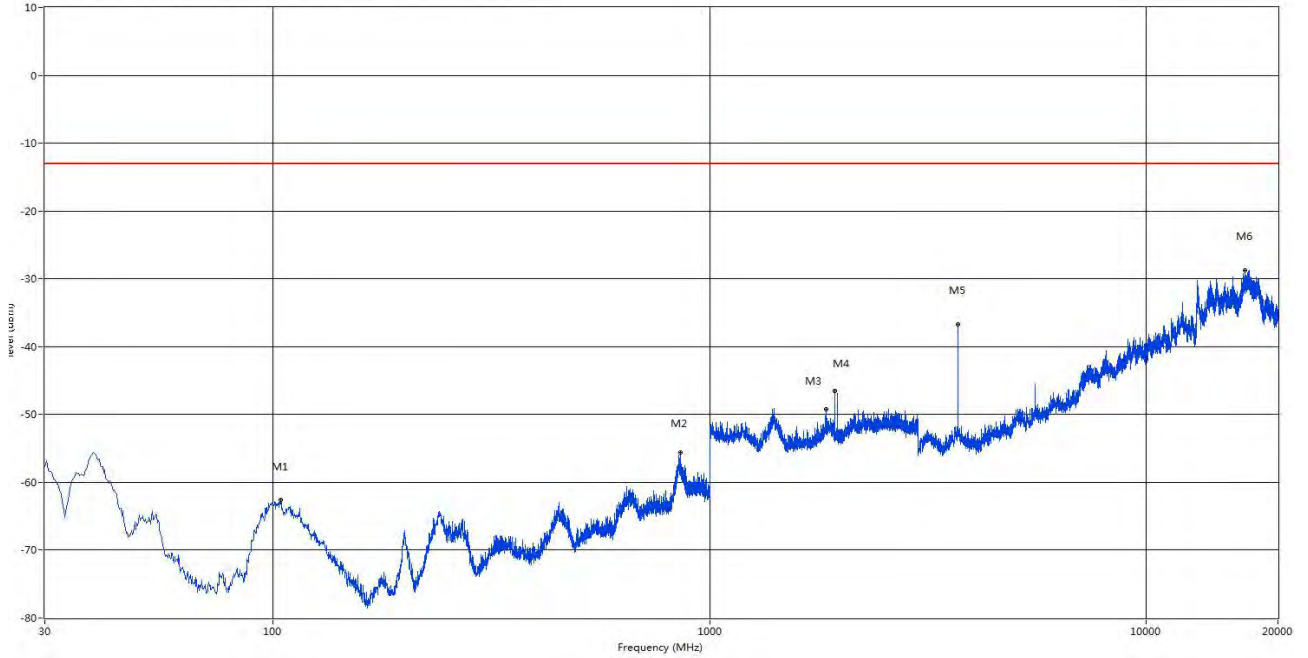
EGPRS 1900

1.10 EGPRS 1900 CH512



| Frequency (MHz) | Result (dBm) | Factor (dB) | PK Limit (dBm) | Margin (dB) | Table (o) | ANT | EUT | Verdict |
|-----------------|--------------|-------------|----------------|-------------|-----------|------------|----------|---------|
| 115.360 | -65.74 | -5.30 | -13.0 | 52.74 | 353.60 | Horizontal | Vertical | Pass |
| 656.862 | -60.06 | 5.82 | -13.0 | 47.06 | 316.20 | Horizontal | Vertical | Pass |
| 1850.000 | -45.68 | 9.94 | -13.0 | 32.68 | 331.60 | Horizontal | Vertical | N/A |
| 1930.000 | -49.08 | 8.78 | -13.0 | 36.08 | 132.20 | Horizontal | Vertical | N/A |
| 3699.562 | -38.87 | 19.73 | -13.0 | 25.87 | 1.40 | Horizontal | Vertical | Pass |
| 7399.688 | -40.52 | 28.81 | -13.0 | 27.52 | 115.10 | Horizontal | Vertical | Pass |

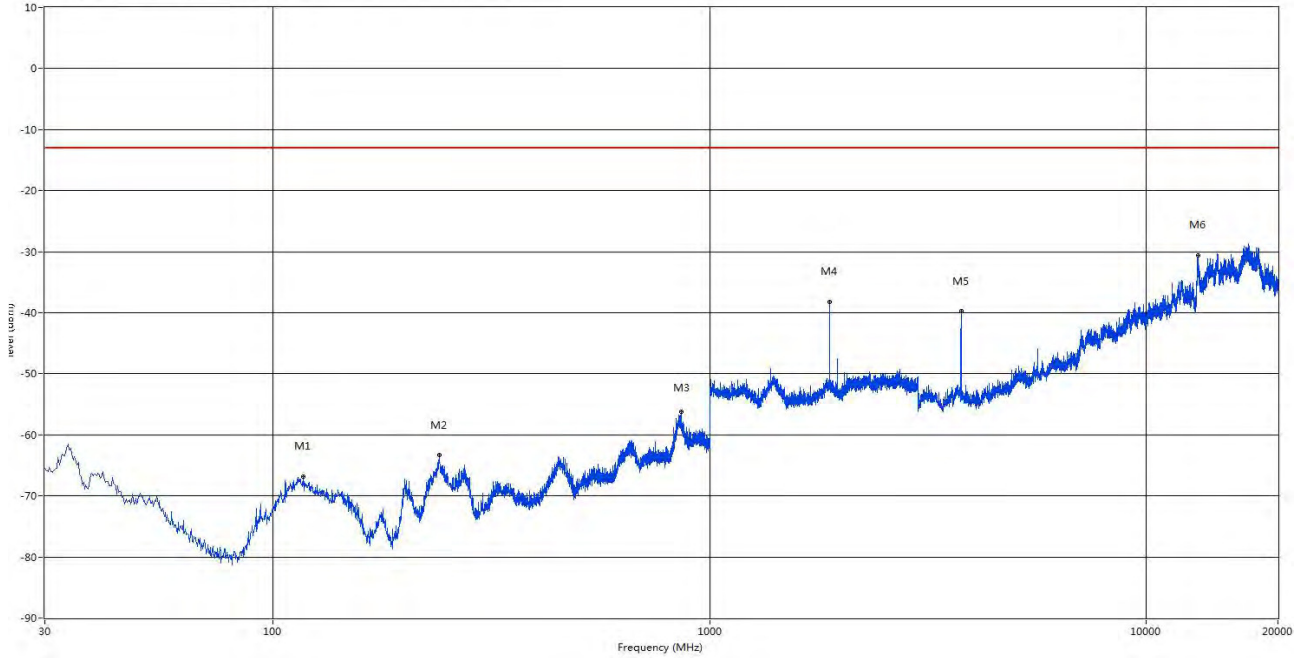
RSE Test case_FCC PART22&24&27_FCC PART 24_1900_GSM 1900&WCDMA B2&CDMA BC1<E B2&25



| Frequency (MHz) | Result (dBm) | Factor (dB) | PK Limit (dBm) | Margin (dB) | Table (o) | ANT | EUT | Verdict |
|-----------------|--------------|-------------|----------------|-------------|-----------|----------|----------|---------|
| 104.205 | -62.62 | -6.80 | -13.0 | 49.62 | 3.30 | Vertical | Vertical | Pass |
| 854.985 | -55.54 | 10.49 | -13.0 | 42.54 | 286.70 | Vertical | Vertical | Pass |
| 1850.000 | -49.21 | 9.94 | -13.0 | 36.21 | 30.70 | Vertical | Vertical | N/A |
| 1930.000 | -46.48 | 8.78 | -13.0 | 33.48 | 278.10 | Vertical | Vertical | N/A |
| 3699.562 | -36.66 | 19.73 | -13.0 | 23.66 | 263.60 | Vertical | Vertical | Pass |
| 16820.875 | -28.77 | 38.32 | -13.0 | 15.77 | 174.40 | Vertical | Vertical | Pass |

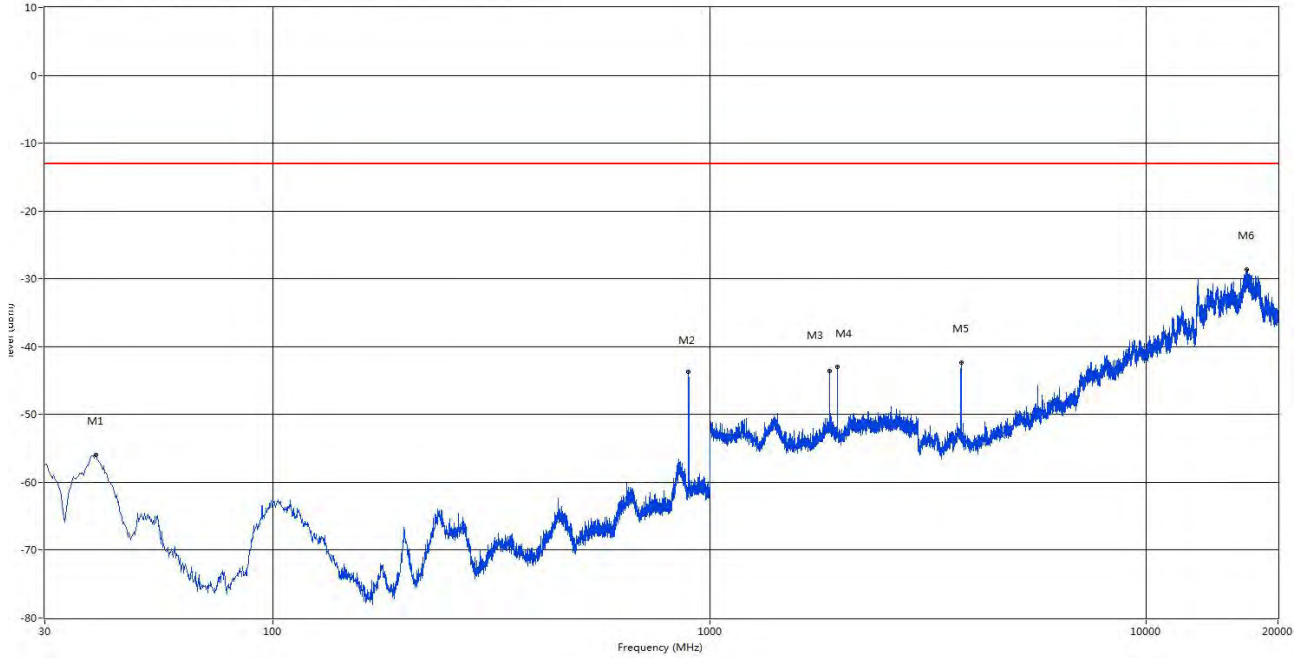
1.11 EGPRS 1900 CH661

RSE Test case_FCC PART22&24&27_FCC PART 24_1900_GSM 1900&WCDMA B2&CDMA BC1<E B2&25



| Frequency (MHz) | Result (dBm) | Factor (dB) | PK Limit (dBm) | Margin (dB) | Table (o) | ANT | EUT | Verdict |
|-----------------|--------------|-------------|----------------|-------------|-----------|------------|----------|---------|
| 117.058 | -66.77 | -5.93 | -13.0 | 53.77 | 325.40 | Horizontal | Vertical | Pass |
| 240.490 | -63.31 | 2.59 | -13.0 | 50.31 | 319.30 | Horizontal | Vertical | Pass |
| 861.532 | -56.19 | 10.11 | -13.0 | 43.19 | 235.00 | Horizontal | Vertical | Pass |
| 1880.000 | -38.17 | 9.77 | -13.0 | 25.17 | 24.70 | Horizontal | Vertical | N/A |
| 3760.500 | -39.78 | 19.65 | -13.0 | 26.78 | 90.40 | Horizontal | Vertical | Pass |
| 13107.063 | -30.62 | 42.28 | -13.0 | 17.62 | 329.30 | Horizontal | Vertical | Pass |

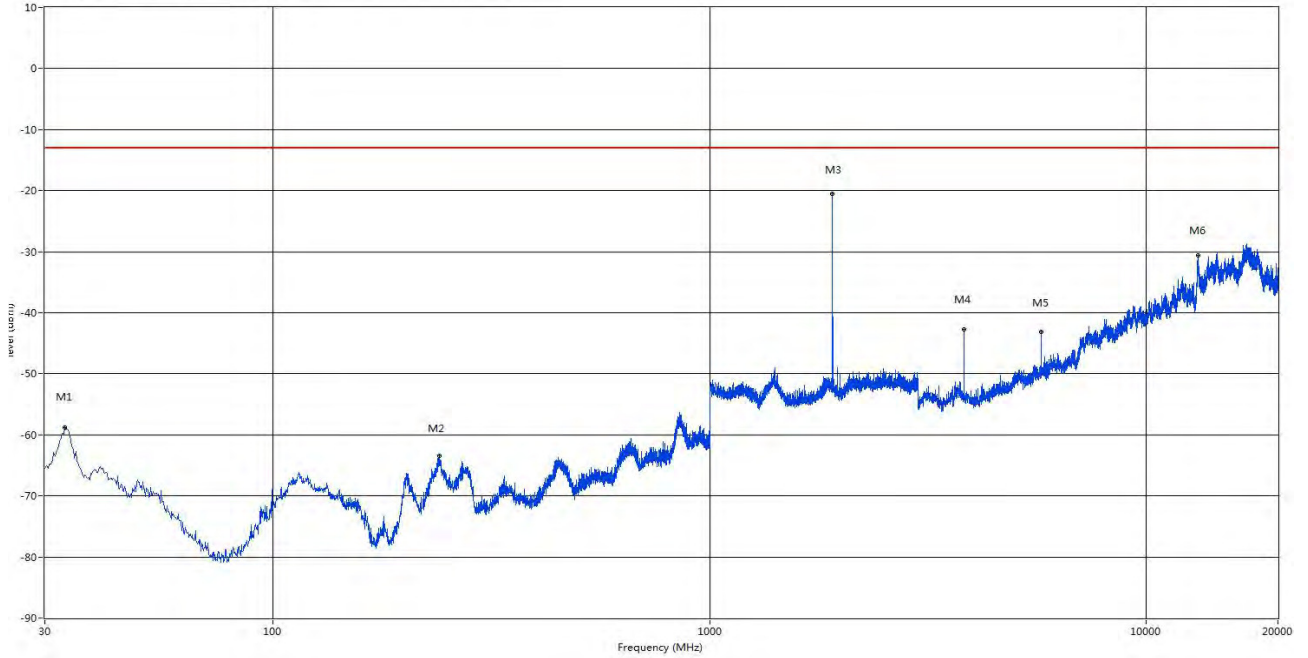
RSE Test case_FCC PART22&24&27_FCC PART 24_1900_GSM 1900&WCDMA B2&CDMA BC1<E B2&25



| Frequency (MHz) | Result (dBm) | Factor (dB) | PK Limit (dBm) | Margin (dB) | Table (o) | ANT | EUT | Verdict |
|-----------------|--------------|-------------|----------------|-------------|-----------|----------|----------|---------|
| 39.215 | -55.98 | -5.33 | -13.0 | 42.98 | 306.10 | Vertical | Vertical | Pass |
| 894.513 | -43.74 | 7.19 | -13.0 | 30.74 | 238.00 | Vertical | Vertical | Pass |
| 1879.500 | -43.61 | 9.77 | -13.0 | 30.61 | 249.50 | Vertical | Vertical | N/A |
| 1960.000 | -42.95 | 8.60 | -13.0 | 29.95 | 290.90 | Vertical | Vertical | N/A |
| 3760.500 | -42.33 | 19.65 | -13.0 | 29.33 | 165.10 | Vertical | Vertical | Pass |
| 16929.625 | -28.60 | 38.82 | -13.0 | 15.60 | 169.90 | Vertical | Vertical | Pass |

1.12 EGPRS 1900 CH810

RSE Test case_FCC PART22&24&27_FCC PART 24_1900_GSM 1900&WCDMA B2&CDMA BC1<E B2&25



| Frequency (MHz) | Result (dBm) | Factor (dB) | PK Limit (dBm) | Margin (dB) | Table (o) | ANT | EUT | Verdict |
|-----------------|--------------|-------------|----------------|-------------|-----------|------------|----------|---------|
| 33.395 | -58.75 | -6.70 | -13.0 | 45.75 | 159.50 | Horizontal | Vertical | Pass |
| 239.762 | -63.47 | 2.64 | -13.0 | 50.47 | 79.10 | Horizontal | Vertical | Pass |
| 1909.500 | -20.51 | 9.56 | -13.0 | 7.51 | 31.60 | Horizontal | Vertical | N/A |
| 3819.000 | -42.79 | 19.63 | -13.0 | 29.79 | 322.90 | Horizontal | Vertical | Pass |
| 5730.000 | -43.08 | 22.54 | -13.0 | 30.08 | 21.20 | Horizontal | Vertical | Pass |
| 13107.063 | -30.57 | 42.28 | -13.0 | 17.57 | 88.80 | Horizontal | Vertical | Pass |

RSE Test case_FCC PART22&24&27_FCC PART 24_1900_GSM 1900&WCDMA B2&CDMA BC1<E B2&25



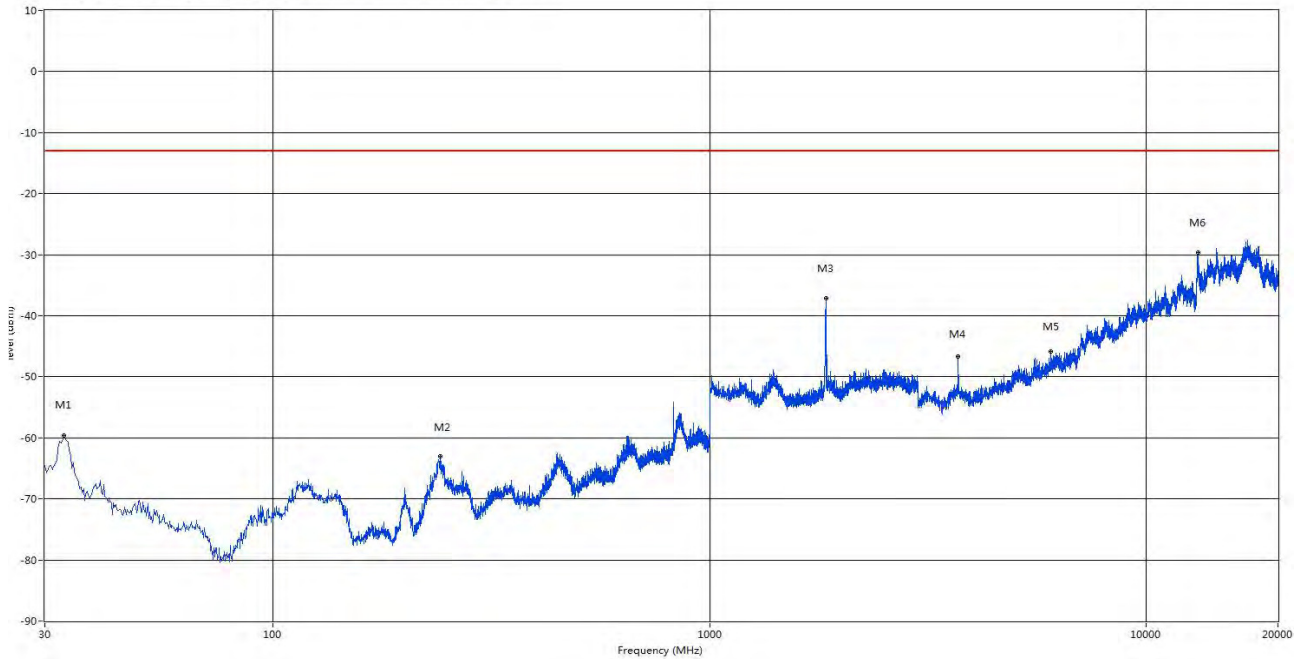
| Frequency (MHz) | Result (dBm) | Factor (dB) | PK Limit (dBm) | Margin (dB) | Table (o) | ANT | EUT | Verdict |
|-----------------|--------------|-------------|----------------|-------------|-----------|----------|----------|---------|
| 1397.500 | -48.72 | 9.78 | -13.0 | 35.72 | 304.70 | Vertical | Vertical | Pass |
| 1910.000 | -23.51 | 9.55 | -13.0 | 10.51 | 67.00 | Vertical | Vertical | N/A |
| 1989.500 | -45.43 | 8.27 | -13.0 | 32.43 | 278.20 | Vertical | Vertical | N/A |
| 3819.000 | -48.11 | 19.63 | -13.0 | 35.11 | 142.00 | Vertical | Vertical | Pass |
| 5783.625 | -43.81 | 22.99 | -13.0 | 30.81 | 328.70 | Vertical | Vertical | Pass |
| 13094.375 | -30.43 | 42.19 | -13.0 | 17.43 | 277.70 | Vertical | Vertical | Pass |

2. WCDMA

Band 2

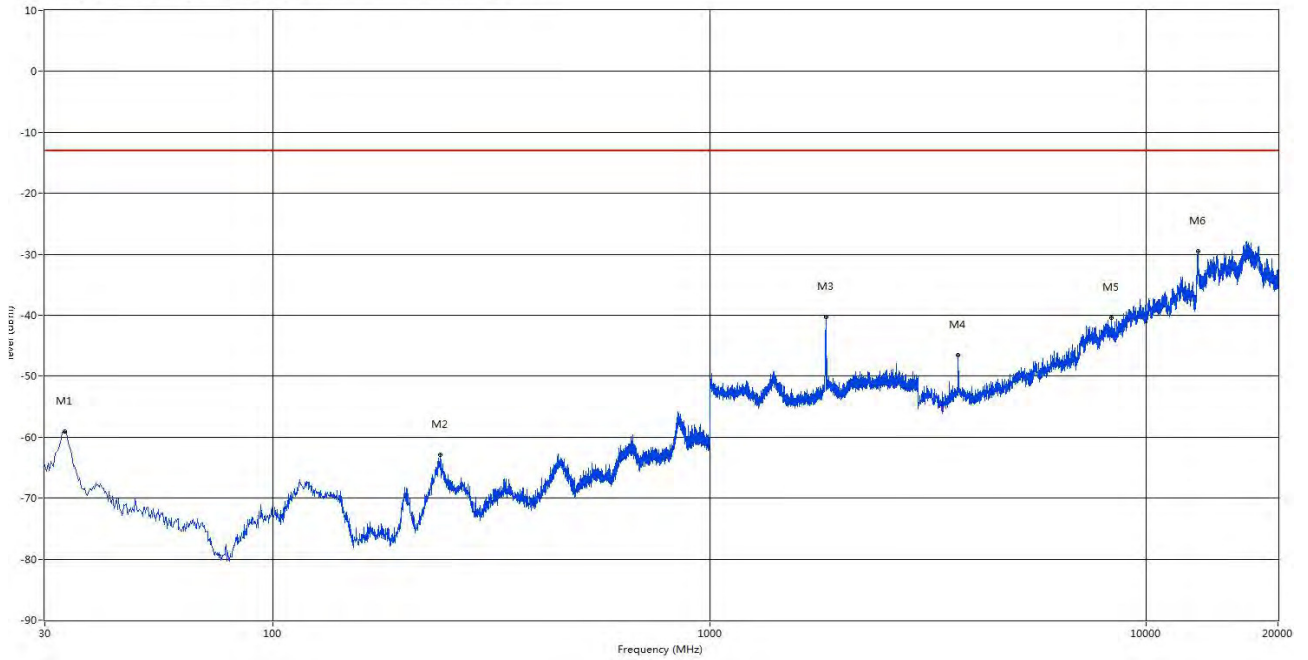
2.1 CH9262

RSE Test case_FCC PART22&24&27_FCC PART 24_1900_GSM 1900&WCDMA B2&CDMA BC1<E B2&25



| Frequency (MHz) | Result (dBm) | Factor (dB) | PK Limit (dBm) | Margin (dB) | Table (o) | ANT | EUT | Verdict |
|-----------------|--------------|-------------|----------------|-------------|-----------|------------|------------|---------|
| 33.153 | -59.60 | -6.77 | -13.0 | 46.60 | 119.90 | Horizontal | Horizontal | Pass |
| 241.702 | -63.07 | 2.22 | -13.0 | 50.07 | 326.40 | Horizontal | Horizontal | Pass |
| 1843.000 | -37.11 | 9.98 | -13.0 | 24.11 | 307.50 | Horizontal | Horizontal | N/A |
| 3702.000 | -46.68 | 19.75 | -13.0 | 33.68 | 57.20 | Horizontal | Horizontal | Pass |
| 6034.687 | -45.92 | 23.54 | -13.0 | 32.92 | 199.50 | Horizontal | Horizontal | Pass |
| 13103.438 | -29.71 | 42.42 | -13.0 | 16.71 | 229.80 | Horizontal | Horizontal | Pass |

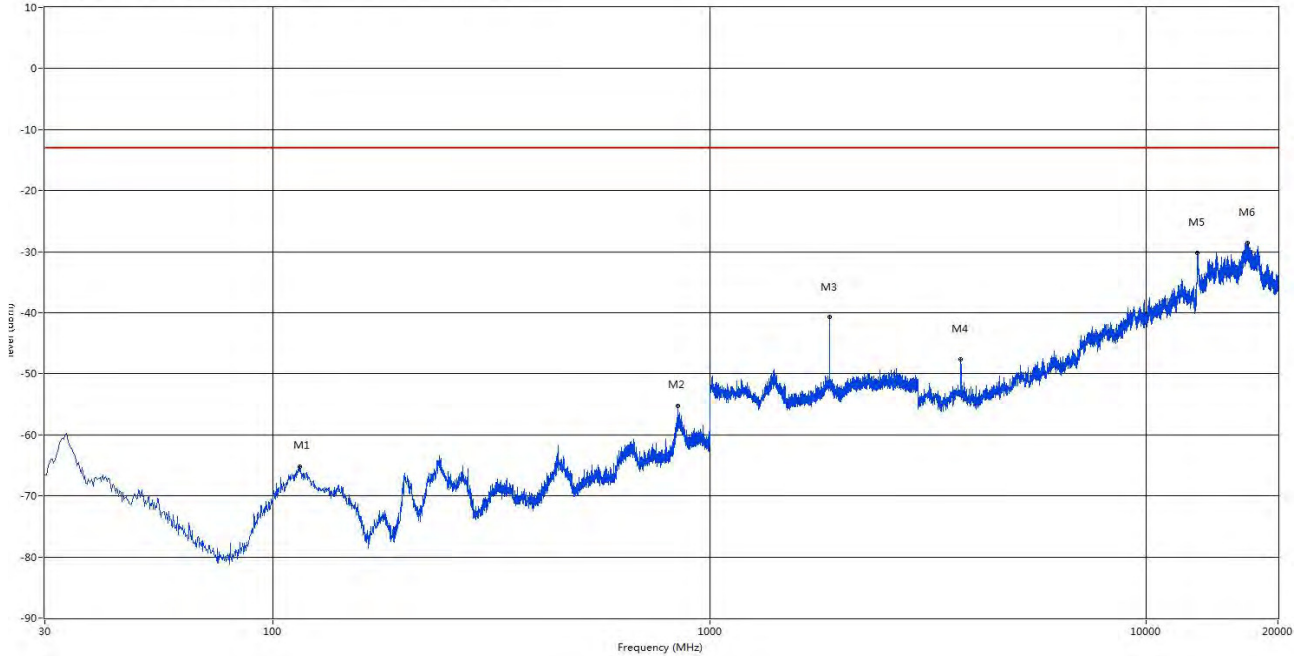
RSE Test case_FCC PART22&24&27_FCC PART 24_1900_GSM 1900&WCDMA B2&CDMA BC1<E B2&25



| Frequency (MHz) | Result (dBm) | Factor (dB) | PK Limit (dBm) | Margin (dB) | Table (o) | ANT | EUT | Verdict |
|-----------------|--------------|-------------|----------------|-------------|-----------|------------|----------|---------|
| 33.395 | -59.06 | -6.70 | -13.0 | 46.06 | 173.80 | Horizontal | Vertical | Pass |
| 241.702 | -62.85 | 2.22 | -13.0 | 49.85 | 298.50 | Horizontal | Vertical | Pass |
| 1842.500 | -42.75 | 9.98 | -13.0 | 29.75 | 177.60 | Horizontal | Vertical | N/A |
| 3702.000 | -46.49 | 19.75 | -13.0 | 33.49 | 163.90 | Horizontal | Vertical | Pass |
| 8325.938 | -40.47 | 31.15 | -13.0 | 27.47 | 69.10 | Horizontal | Vertical | Pass |
| 13103.438 | -29.46 | 42.42 | -13.0 | 16.46 | 264.50 | Horizontal | Vertical | Pass |

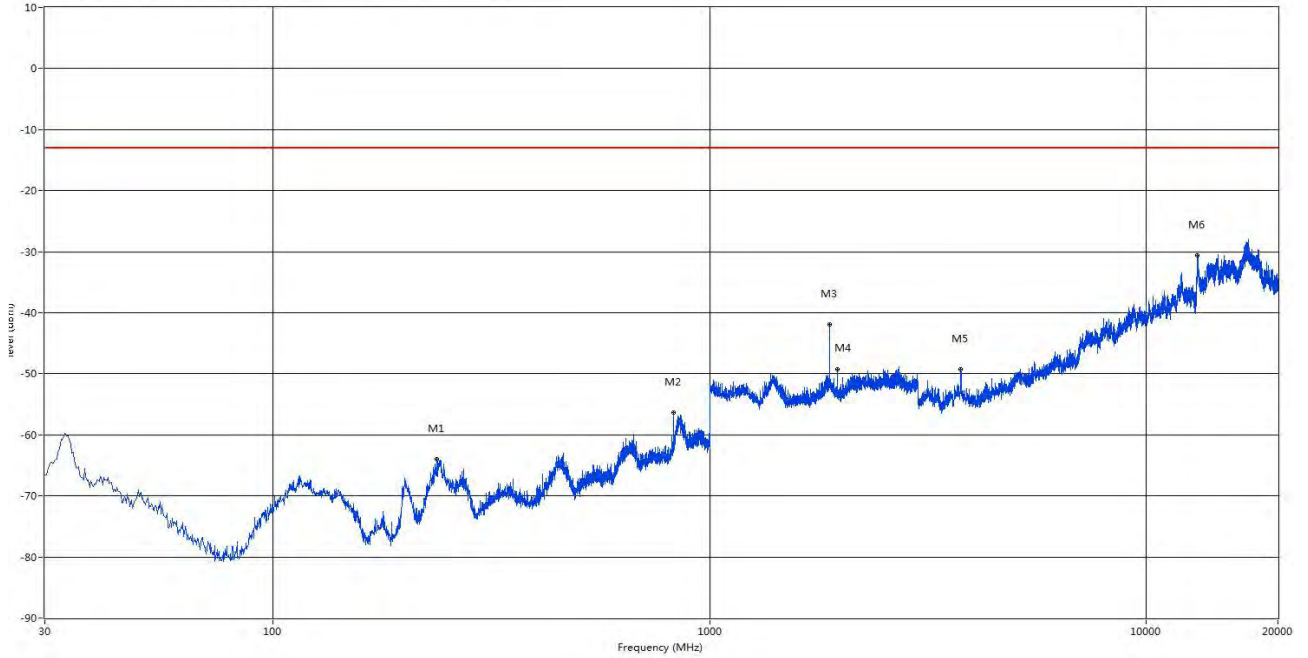
2.2 CH9400

RSE Test case_FCC PART22&24&27_FCC PART 24_1900_GSM 1900&WCDMA B2&CDMA BC1<E B2&Z5



| Frequency (MHz) | Result (dBm) | Factor (dB) | PK Limit (dBm) | Margin (dB) | Table (o) | ANT | EUT | Verdict |
|-----------------|--------------|-------------|----------------|-------------|-----------|------------|------------|---------|
| 114.875 | -65.27 | -5.18 | -13.0 | 52.27 | 292.80 | Horizontal | Horizontal | Pass |
| 846.013 | -55.30 | 10.28 | -13.0 | 42.30 | 231.60 | Horizontal | Horizontal | Pass |
| 1878.500 | -40.74 | 9.78 | -13.0 | 27.74 | 315.70 | Horizontal | Horizontal | N/A |
| 3758.063 | -47.64 | 19.68 | -13.0 | 34.64 | 39.50 | Horizontal | Horizontal | Pass |
| 13088.938 | -30.26 | 41.84 | -13.0 | 17.26 | 185.50 | Horizontal | Horizontal | Pass |
| 17052.875 | -28.60 | 39.36 | -13.0 | 15.60 | 88.30 | Horizontal | Horizontal | Pass |

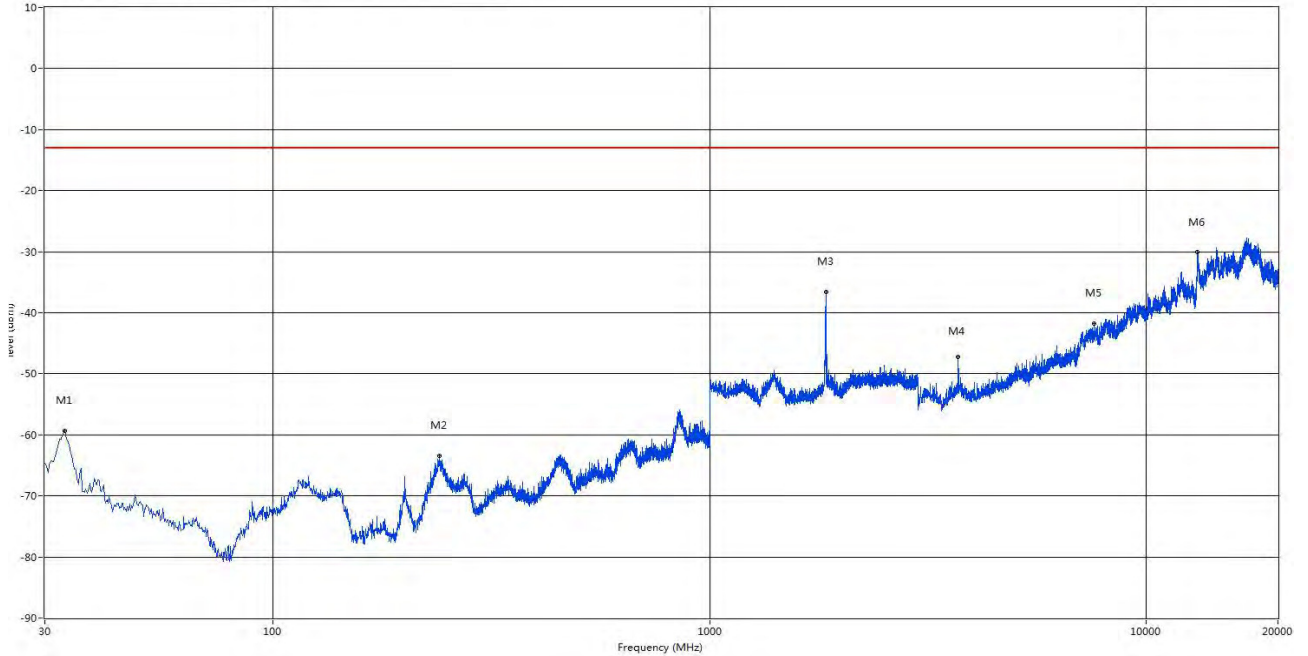
RSE Test case_FCC PART22&24&27_FCC PART 24_1900_GSM 1900&WCDMA B2&CDMA BC1<E B2&25



| Frequency (MHz) | Result (dBm) | Factor (dB) | PK Limit (dBm) | Margin (dB) | Table (o) | ANT | EUT | Verdict |
|-----------------|--------------|-------------|----------------|-------------|-----------|------------|----------|---------|
| 236.852 | -64.02 | 1.45 | -13.0 | 51.02 | 133.40 | Horizontal | Vertical | Pass |
| 824.430 | -56.39 | 6.56 | -13.0 | 43.39 | 64.60 | Horizontal | Vertical | Pass |
| 1879.000 | -41.85 | 9.77 | -13.0 | 28.85 | 31.90 | Horizontal | Vertical | N/A |
| 1958.500 | -49.22 | 8.65 | -13.0 | 36.22 | 342.60 | Horizontal | Vertical | N/A |
| 3758.063 | -49.28 | 19.68 | -13.0 | 36.28 | 333.60 | Horizontal | Vertical | Pass |
| 13087.126 | -30.64 | 41.72 | -13.0 | 17.64 | 118.30 | Horizontal | Vertical | Pass |

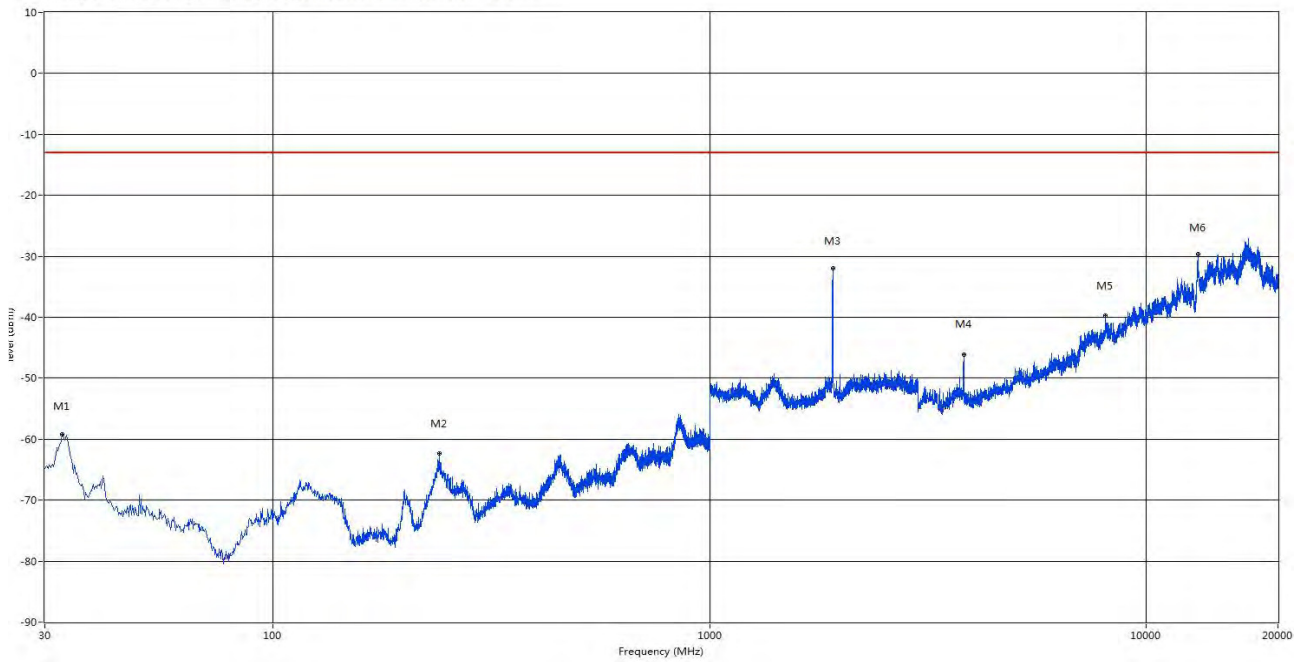
2.3 CH 9538

RSE Test case_FCC PART22&24&27_FCC PART 24_1900_GSM 1900&WCDMA B2&CDMA BC1<E B2&Z5



| Frequency (MHz) | Result (dBm) | Factor (dB) | PK Limit (dBm) | Margin (dB) | Table (o) | ANT | EUT | Verdict |
|-----------------|--------------|-------------|----------------|-------------|-----------|------------|------------|---------|
| 33.395 | -59.37 | -6.70 | -13.0 | 46.37 | 238.60 | Horizontal | Horizontal | Pass |
| 240.248 | -63.40 | 2.67 | -13.0 | 50.40 | 115.90 | Horizontal | Horizontal | Pass |
| 1915.500 | -36.61 | 9.50 | -13.0 | 23.61 | 19.80 | Horizontal | Horizontal | N/A |
| 3816.562 | -47.20 | 19.72 | -13.0 | 34.20 | 76.00 | Horizontal | Horizontal | Pass |
| 7580.063 | -41.78 | 29.24 | -13.0 | 28.78 | 13.80 | Horizontal | Horizontal | Pass |
| 13088.938 | -30.08 | 41.84 | -13.0 | 17.08 | 196.50 | Horizontal | Horizontal | Pass |

RSE Test case_FCC PART22&24&27_FCC PART 24_1900_GSM 1900&WCDMA B2&CDMA BC1<E B2&25

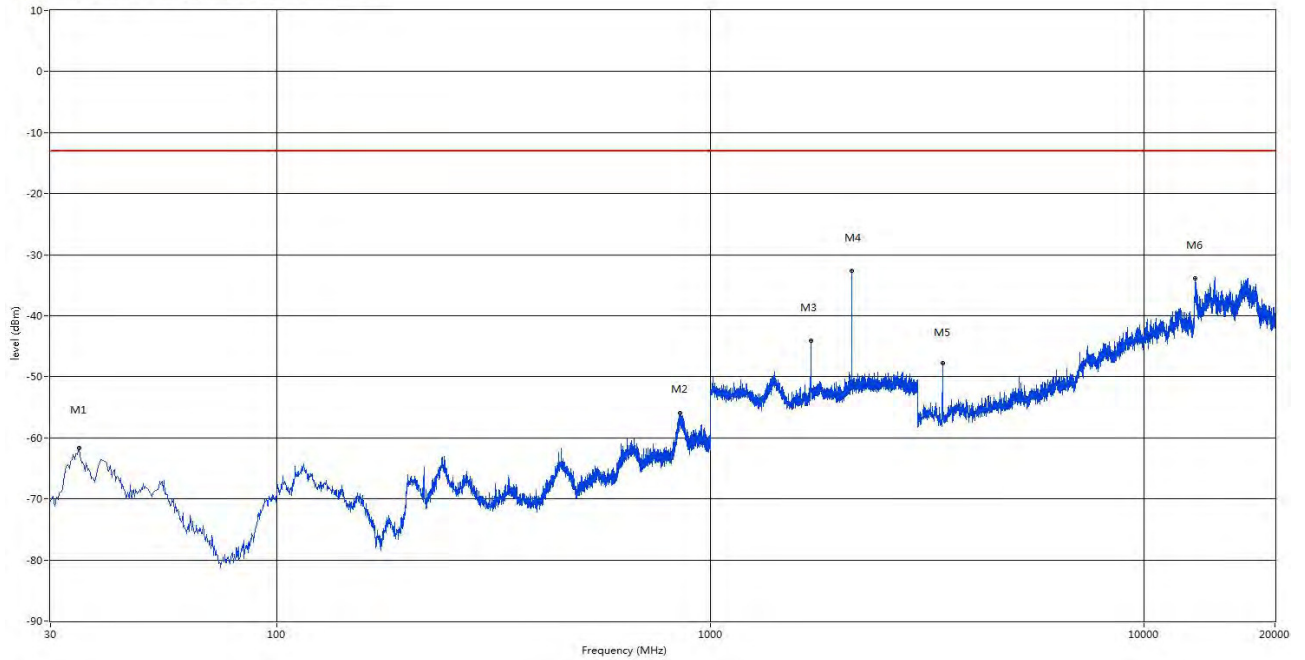


| Frequency (MHz) | Result (dBm) | Factor (dB) | PK Limit (dBm) | Margin (dB) | Table (o) | ANT | EUT | Verdict |
|-----------------|--------------|-------------|----------------|-------------|-----------|------------|----------|---------|
| 32.910 | -59.25 | -6.83 | -13.0 | 46.25 | 122.00 | Horizontal | Vertical | Pass |
| 240.005 | -62.38 | 2.73 | -13.0 | 49.38 | 34.70 | Horizontal | Vertical | Pass |
| 1915.500 | -32.02 | 9.50 | -13.0 | 19.02 | 107.00 | Horizontal | Vertical | N/A |
| 3816.562 | -48.87 | 19.72 | -13.0 | 35.87 | 0.00 | Horizontal | Vertical | Pass |
| 8057.812 | -39.76 | 31.18 | -13.0 | 26.76 | 345.50 | Horizontal | Vertical | Pass |
| 13127.000 | -29.65 | 41.51 | -13.0 | 16.65 | 208.80 | Horizontal | Vertical | Pass |

Band 4

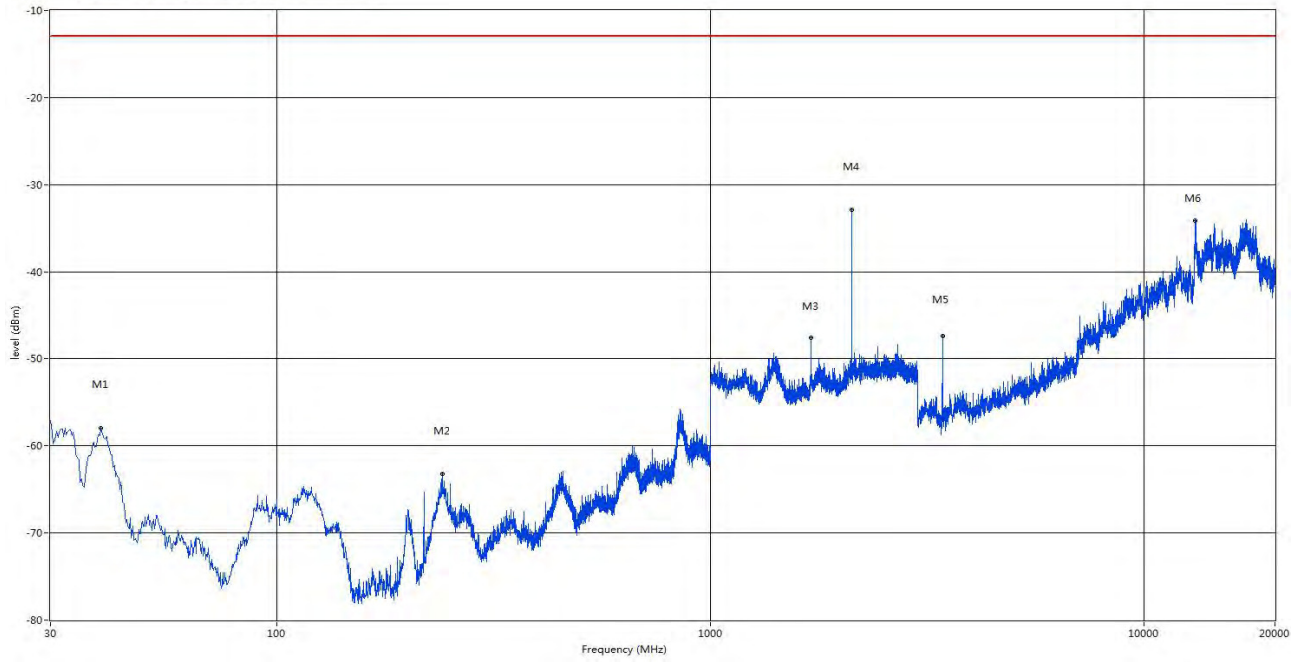
2.4 CH 1312

RSE Test case_FCC PART22&24&27_FCC PART 27_1700_WCDMA B4<E B4



| Frequency (MHz) | Result (dBm) | Factor (dB) | PK Limit (dBm) | Margin (dB) | Table (o) | ANT | EUT | Verdict |
|-----------------|--------------|-------------|----------------|-------------|-----------|------------|----------|---------|
| 34.850 | -61.67 | -6.25 | -13.0 | 48.67 | 136.10 | Horizontal | Vertical | Pass |
| 849.165 | -55.95 | 10.57 | -13.0 | 42.95 | 304.90 | Horizontal | Vertical | Pass |
| 1703.000 | -44.12 | 8.21 | -13.0 | 31.12 | 7.80 | Horizontal | Vertical | N/A |
| 2113.500 | -32.66 | 9.87 | -13.0 | 19.66 | 42.50 | Horizontal | Vertical | N/A |
| 3426.563 | -47.73 | 17.23 | -13.0 | 34.73 | 289.80 | Horizontal | Vertical | Pass |
| 13114.313 | -33.83 | 42.00 | -13.0 | 20.83 | 200.70 | Horizontal | Vertical | Pass |

RSE Test case_FCC PART22&24&27_FCC PART 27_1700_WCDMA B4<E B4



| Frequency (MHz) | Result (dBm) | Factor (dB) | PK Limit (dBm) | Margin (dB) | Table (o) | ANT | EUT | Verdict |
|-----------------|--------------|-------------|----------------|-------------|-----------|----------|----------|---------|
| 39.215 | -57.95 | -5.31 | -13.0 | 44.95 | 4.40 | Vertical | Vertical | Pass |
| 240.005 | -63.26 | 2.72 | -13.0 | 50.26 | 332.30 | Vertical | Vertical | Pass |
| 1703.000 | -47.57 | 8.21 | -13.0 | 34.57 | 286.50 | Vertical | Vertical | N/A |
| 2111.000 | -32.89 | 9.87 | -13.0 | 19.89 | 170.90 | Vertical | Vertical | N/A |
| 3426.563 | -47.43 | 17.23 | -13.0 | 34.43 | 295.70 | Vertical | Vertical | Pass |
| 13114.313 | -34.13 | 42.00 | -13.0 | 21.13 | 74.40 | Vertical | Vertical | Pass |

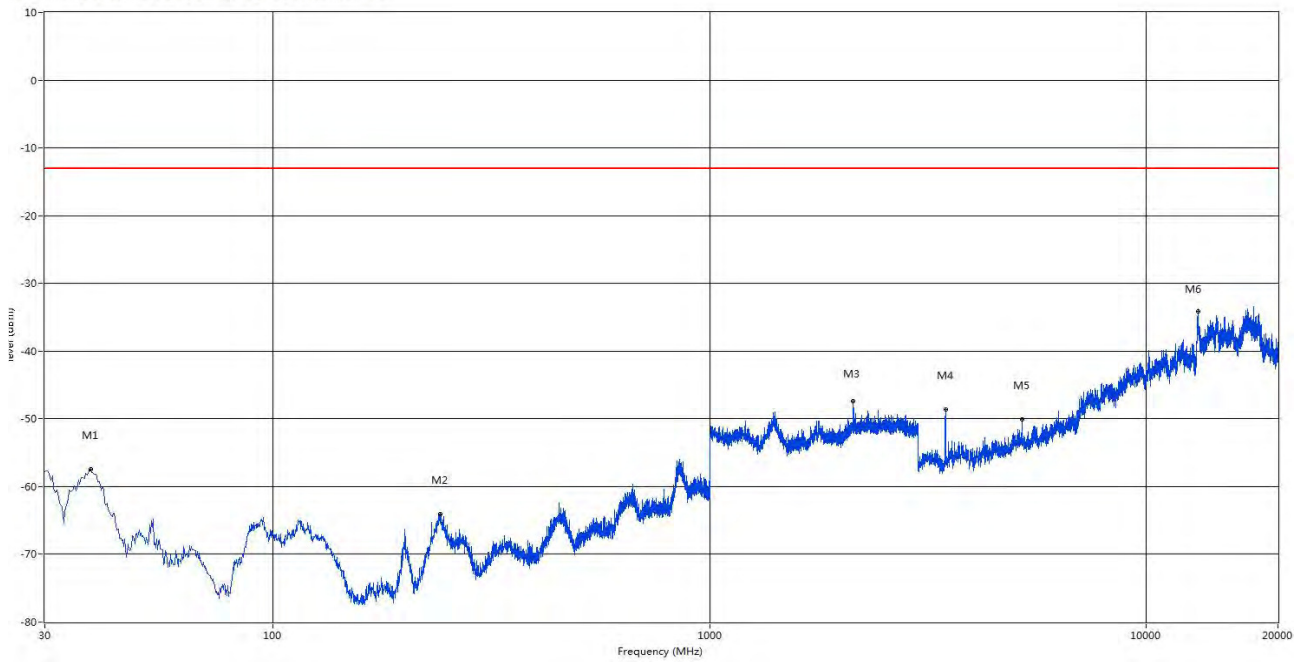
2.5 CH 1412

RSE Test case_FCC PART22&24&27_FCC PART 27_1700_WCDMA B4<E B4



| Frequency (MHz) | Result (dBm) | Factor (dB) | PK Limit (dBm) | Margin (dB) | Table (o) | ANT | EUT | Verdict |
|-----------------|--------------|-------------|----------------|-------------|-----------|------------|----------|---------|
| 33.395 | -59.06 | -6.67 | -13.0 | 46.06 | 127.90 | Horizontal | Vertical | Pass |
| 239.520 | -63.07 | 2.53 | -13.0 | 50.07 | 359.60 | Horizontal | Vertical | Pass |
| 2130.500 | -44.00 | 9.85 | -13.0 | 31.00 | 13.20 | Horizontal | Vertical | N/A |
| 3463.125 | -50.07 | 17.55 | -13.0 | 37.07 | 295.00 | Horizontal | Vertical | Pass |
| 9059.625 | -41.18 | 33.00 | -13.0 | 28.18 | 199.30 | Horizontal | Vertical | Pass |
| 13114.313 | -33.86 | 42.00 | -13.0 | 20.86 | 200.70 | Horizontal | Vertical | Pass |

RSE Test case_FCC PART22&24&27_FCC PART 27_1700_WCDMA B4<E B4



| Frequency (MHz) | Result (dBm) | Factor (dB) | PK Limit (dBm) | Margin (dB) | Table (o) | ANT | EUT | Verdict |
|-----------------|--------------|-------------|----------------|-------------|-----------|----------|----------|---------|
| 38.245 | -57.46 | -5.52 | -13.0 | 44.46 | 308.50 | Vertical | Vertical | Pass |
| 240.975 | -64.01 | 2.44 | -13.0 | 51.01 | 2.30 | Vertical | Vertical | Pass |
| 2131.500 | -47.44 | 9.85 | -13.0 | 34.44 | 90.30 | Vertical | Vertical | N/A |
| 3463.125 | -48.64 | 17.55 | -13.0 | 35.64 | 59.30 | Vertical | Vertical | Pass |
| 5198.625 | -50.09 | 22.25 | -13.0 | 37.09 | 41.80 | Vertical | Vertical | Pass |
| 13112.500 | -34.19 | 42.07 | -13.0 | 21.19 | 359.60 | Vertical | Vertical | Pass |

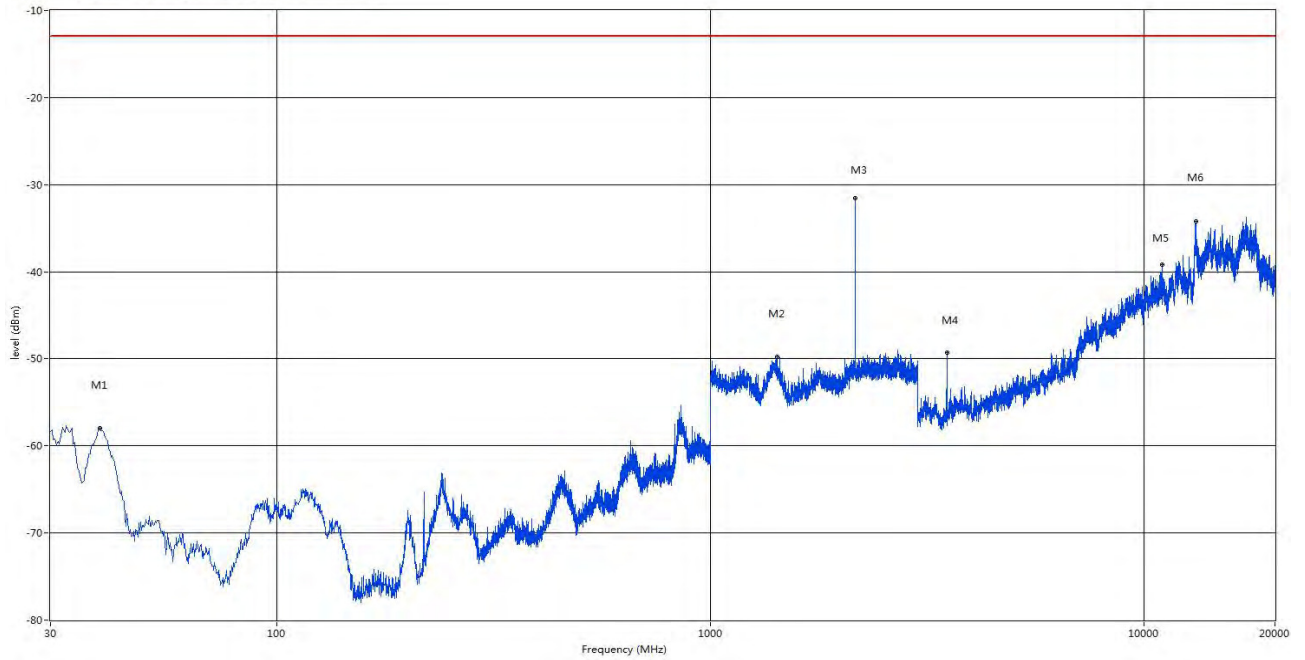
2.6 CH 1513

RSE Test case_FCC PART22&24&27_FCC PART 27_1700_WCDMA B4<E B4



| Frequency (MHz) | Result (dBm) | Factor (dB) | PK Limit (dBm) | Margin (dB) | Table (o) | ANT | EUT | Verdict |
|-----------------|--------------|-------------|----------------|-------------|-----------|------------|----------|---------|
| 34.850 | -62.29 | -6.25 | -13.0 | 49.29 | 162.30 | Horizontal | Vertical | Pass |
| 240.005 | -63.00 | 2.72 | -13.0 | 50.00 | 106.70 | Horizontal | Vertical | Pass |
| 1399.500 | -49.31 | 9.86 | -13.0 | 36.31 | 357.70 | Horizontal | Vertical | Pass |
| 2152.000 | -33.15 | 9.59 | -13.0 | 20.15 | 329.80 | Horizontal | Vertical | N/A |
| 3502.125 | -51.76 | 17.75 | -13.0 | 38.76 | 26.50 | Horizontal | Vertical | Pass |
| 13114.313 | -34.14 | 42.00 | -13.0 | 21.14 | 122.10 | Horizontal | Vertical | Pass |

RSE Test case_FCC PART22&24&27_FCC PART 27_1700_WCDMA B4<E B4

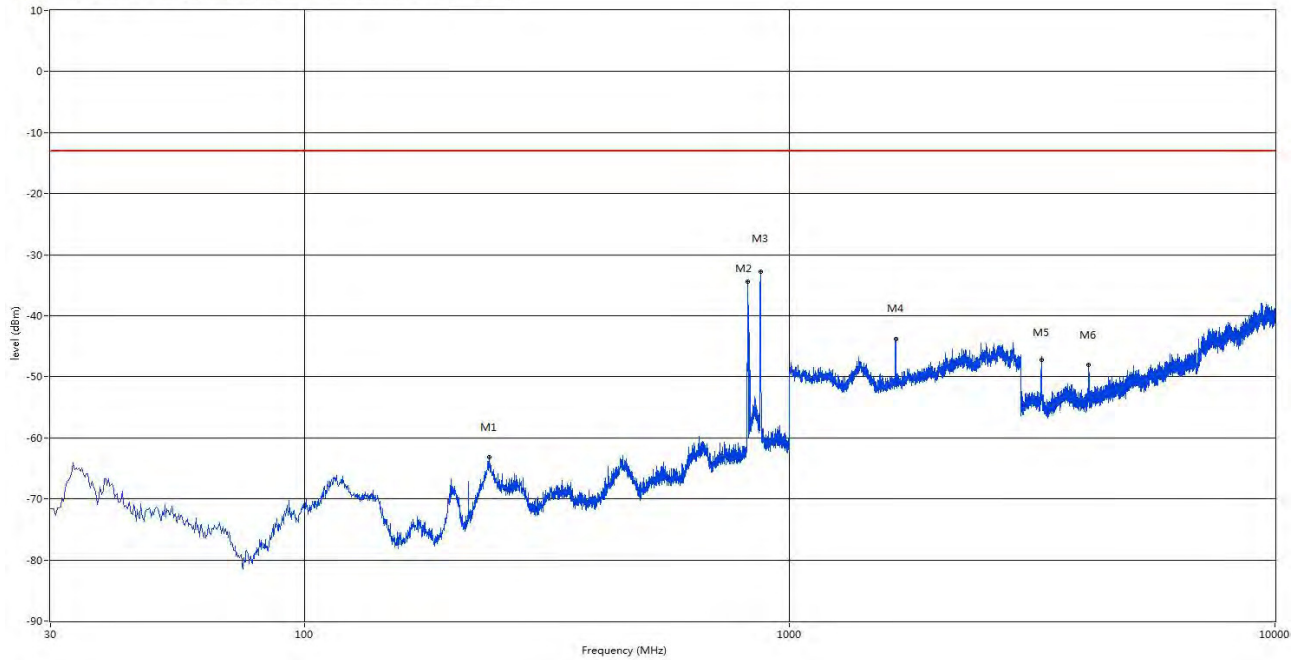


| Frequency (MHz) | Result (dBm) | Factor (dB) | PK Limit (dBm) | Margin (dB) | Table (o) | ANT | EUT | Verdict |
|-----------------|--------------|-------------|----------------|-------------|-----------|----------|----------|---------|
| 38.972 | -58.02 | -5.36 | -13.0 | 45.02 | 359.50 | Vertical | Vertical | Pass |
| 1425.500 | -49.78 | 8.88 | -13.0 | 36.78 | 77.40 | Vertical | Vertical | Pass |
| 2153.500 | -31.56 | 9.57 | -13.0 | 18.56 | 216.30 | Vertical | Vertical | N/A |
| 3507.000 | -49.30 | 17.75 | -13.0 | 36.30 | 22.30 | Vertical | Vertical | Pass |
| 11002.313 | -39.14 | 36.19 | -13.0 | 26.14 | 89.40 | Vertical | Vertical | Pass |
| 13132.438 | -34.20 | 41.30 | -13.0 | 21.20 | 0.70 | Vertical | Vertical | Pass |

Band 5

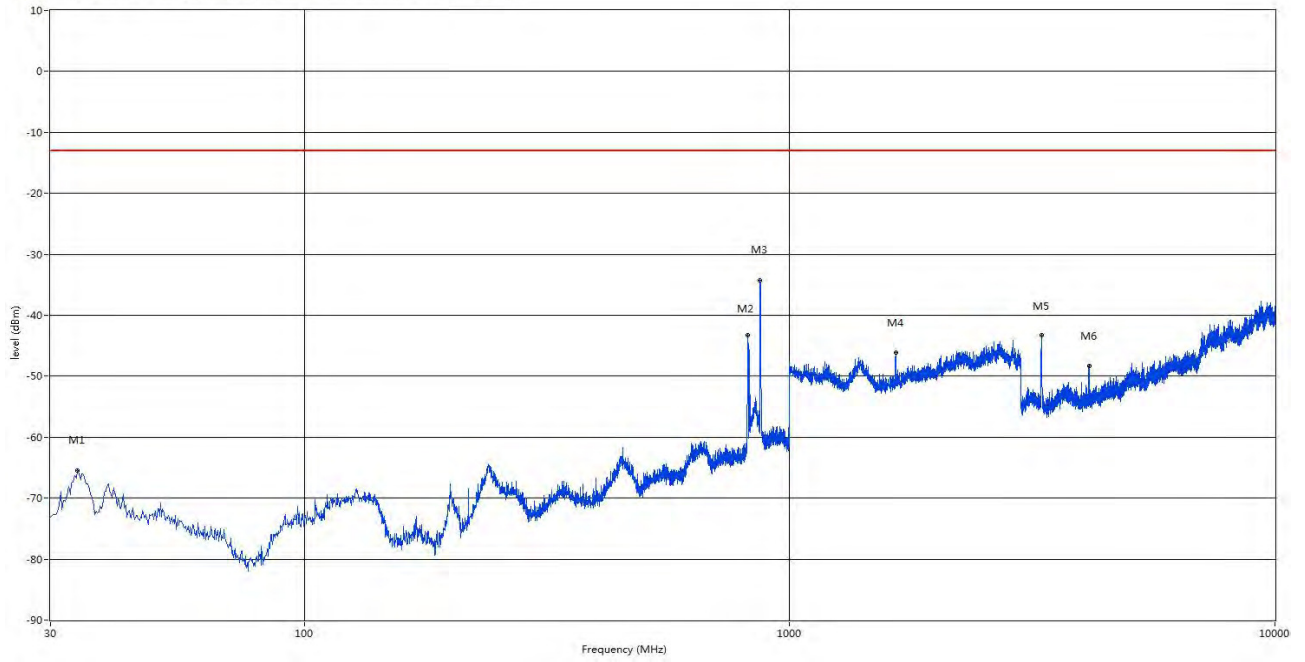
2.7 CH 4132

RSE Test case_FCC PART22&24&27_FCC PART 22_850_GSM 850&CDMA BC0&WCDMA B5<E B5&26



| Frequency (MHz) | Result (dBm) | Factor (dB) | PK Limit (dBm) | Margin (dB) | Table (o) | ANT | EUT | Verdict |
|-----------------|--------------|-------------|----------------|-------------|-----------|------------|------------|---------|
| 240.975 | -63.20 | 2.40 | -13.0 | 50.20 | 155.70 | Horizontal | Horizontal | Pass |
| 821.035 | -34.46 | 8.36 | -13.0 | 21.46 | 189.30 | Horizontal | Horizontal | N/A |
| 872.202 | -32.79 | 9.24 | -13.0 | 19.79 | 217.90 | Horizontal | Horizontal | N/A |
| 1655.000 | -43.77 | 10.03 | -13.0 | 30.77 | 286.20 | Horizontal | Horizontal | Pass |
| 3302.250 | -47.23 | 17.82 | -13.0 | 34.23 | 110.50 | Horizontal | Horizontal | Pass |
| 4137.000 | -48.05 | 19.47 | -13.0 | 35.05 | 69.00 | Horizontal | Horizontal | Pass |

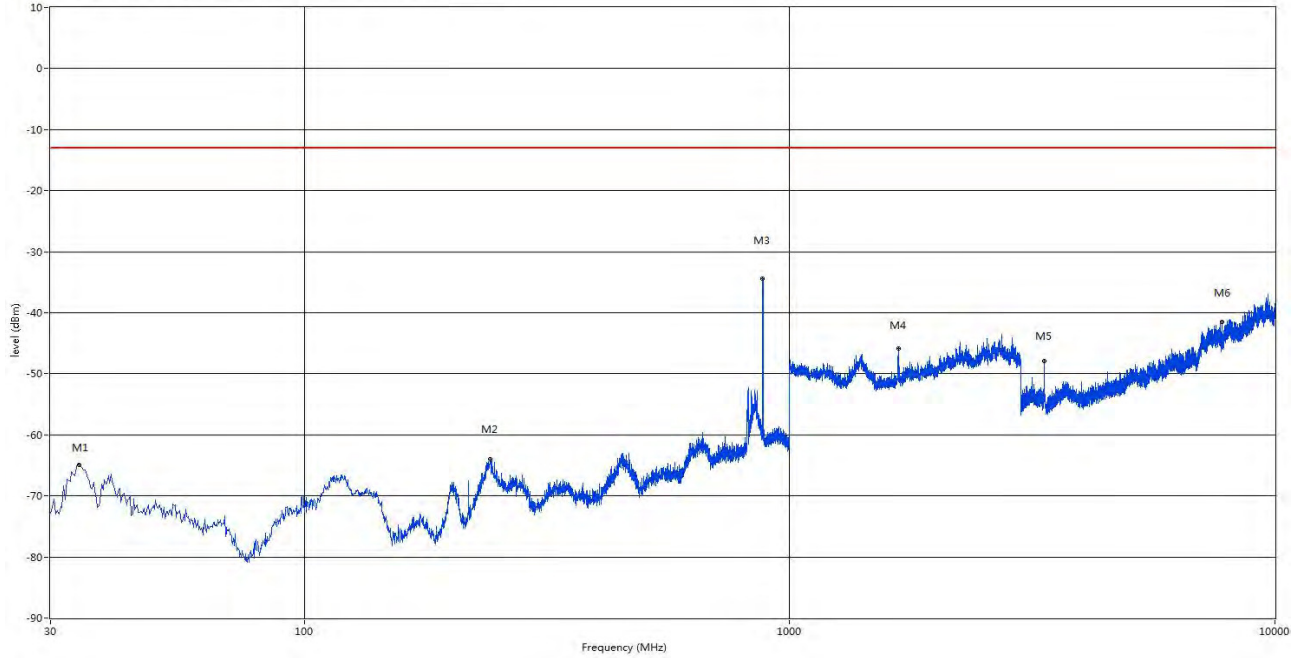
RSE Test case_FCC PART22&24&27_FCC PART 22_850_GSM 850&CDMA BC0&WCDMA B5<E B5&26



| Frequency (MHz) | Result (dBm) | Factor (dB) | PK Limit (dBm) | Margin (dB) | Table (o) | ANT | EUT | Verdict |
|-----------------|--------------|-------------|----------------|-------------|-----------|------------|----------|---------|
| 34.123 | -65.47 | -6.43 | -13.0 | 52.47 | 149.60 | Horizontal | Vertical | Pass |
| 821.035 | -43.21 | 8.36 | -13.0 | 30.21 | 121.20 | Horizontal | Vertical | Pass |
| 869.778 | -34.29 | 9.55 | -13.0 | 21.29 | 328.80 | Horizontal | Vertical | Pass |
| 1655.000 | -46.10 | 10.03 | -13.0 | 33.10 | 138.30 | Horizontal | Vertical | Pass |
| 3302.250 | -43.23 | 17.82 | -13.0 | 30.23 | 340.40 | Horizontal | Vertical | Pass |
| 4137.750 | -48.33 | 19.47 | -13.0 | 35.33 | 350.90 | Horizontal | Vertical | Pass |

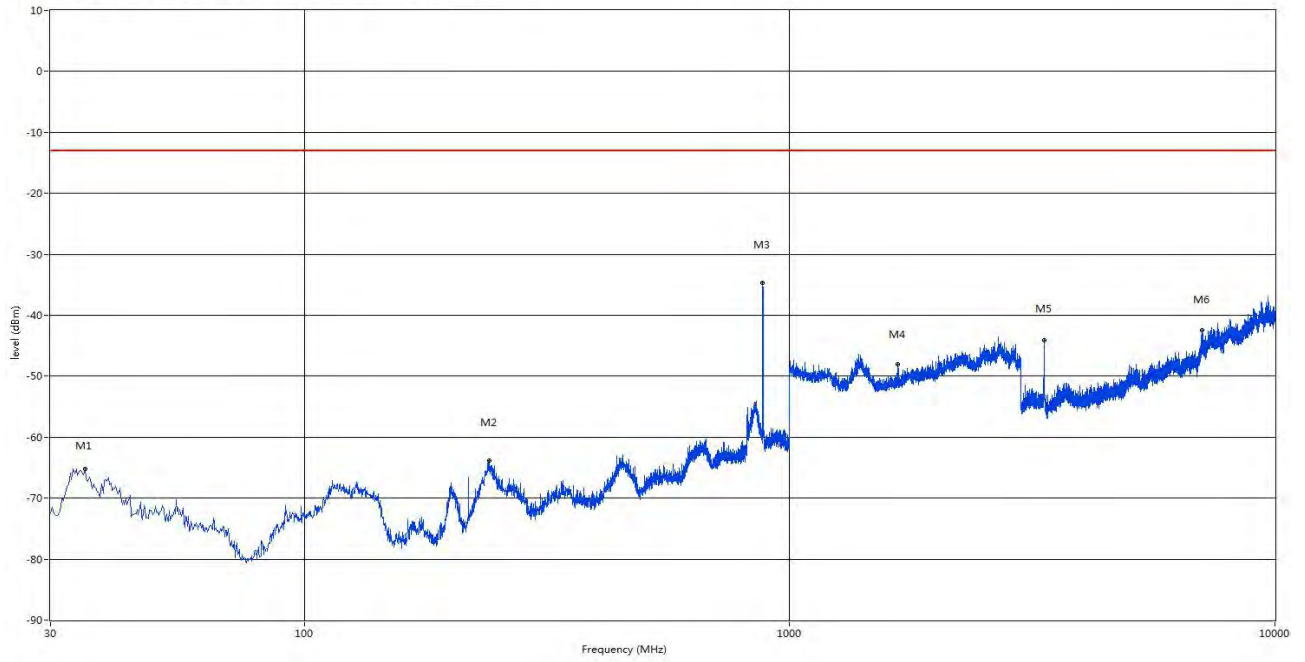
2.8 CH 4182

RSE Test case_FCC PART22&24&27_FCC PART 22_850_GSM 850&CDMA BC0&WCDMA B5<E B5&26



| Frequency (MHz) | Result (dBm) | Factor (dB) | PK Limit (dBm) | Margin (dB) | Table (o) | ANT | EUT | Verdict |
|-----------------|--------------|-------------|----------------|-------------|-----------|------------|------------|---------|
| 34.365 | -64.87 | -6.36 | -13.0 | 51.87 | 143.60 | Horizontal | Horizontal | Pass |
| 241.945 | -64.04 | 2.12 | -13.0 | 51.04 | 42.30 | Horizontal | Horizontal | Pass |
| 879.720 | -34.36 | 8.21 | -13.0 | 21.36 | 157.70 | Horizontal | Horizontal | N/A |
| 1674.500 | -45.89 | 10.47 | -13.0 | 32.89 | 291.30 | Horizontal | Horizontal | Pass |
| 3351.000 | -47.89 | 17.33 | -13.0 | 34.89 | 102.40 | Horizontal | Horizontal | Pass |
| 7765.000 | -41.57 | 29.13 | -13.0 | 28.57 | 293.00 | Horizontal | Horizontal | Pass |

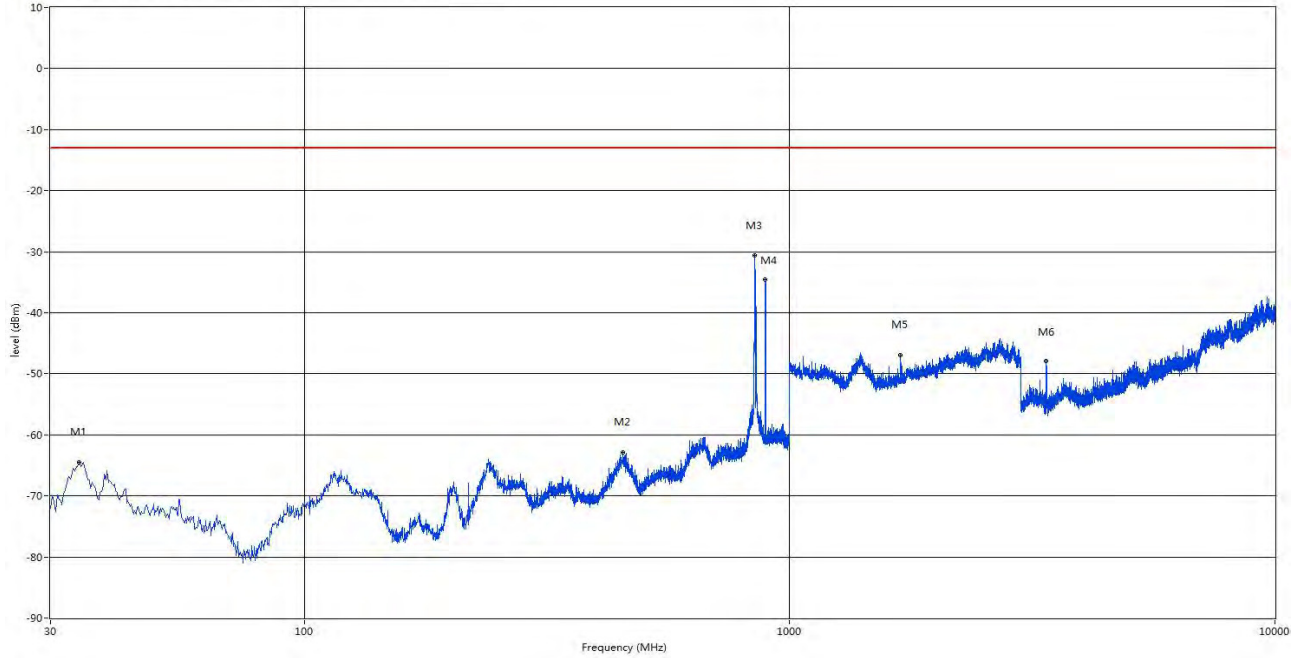
RSE Test case_FCC PART22&24&27_FCC PART 22_850_GSM 850&CDMA BC0&WCDMA B5<E B5&26



| Frequency (MHz) | Result (dBm) | Factor (dB) | PK Limit (dBm) | Margin (dB) | Table (o) | ANT | EUT | Verdict |
|-----------------|--------------|-------------|----------------|-------------|-----------|------------|----------|---------|
| 35.335 | -65.16 | -6.10 | -13.0 | 52.16 | 161.50 | Horizontal | Vertical | Pass |
| 240.248 | -63.86 | 2.61 | -13.0 | 50.86 | 0.00 | Horizontal | Vertical | Pass |
| 879.720 | -34.66 | 8.21 | -13.0 | 21.66 | 261.30 | Horizontal | Vertical | N/A |
| 1671.000 | -48.10 | 10.44 | -13.0 | 35.10 | 176.80 | Horizontal | Vertical | Pass |
| 3350.250 | -44.11 | 17.35 | -13.0 | 31.11 | 311.20 | Horizontal | Vertical | Pass |
| 7072.000 | -42.43 | 28.06 | -13.0 | 29.43 | 187.90 | Horizontal | Vertical | Pass |

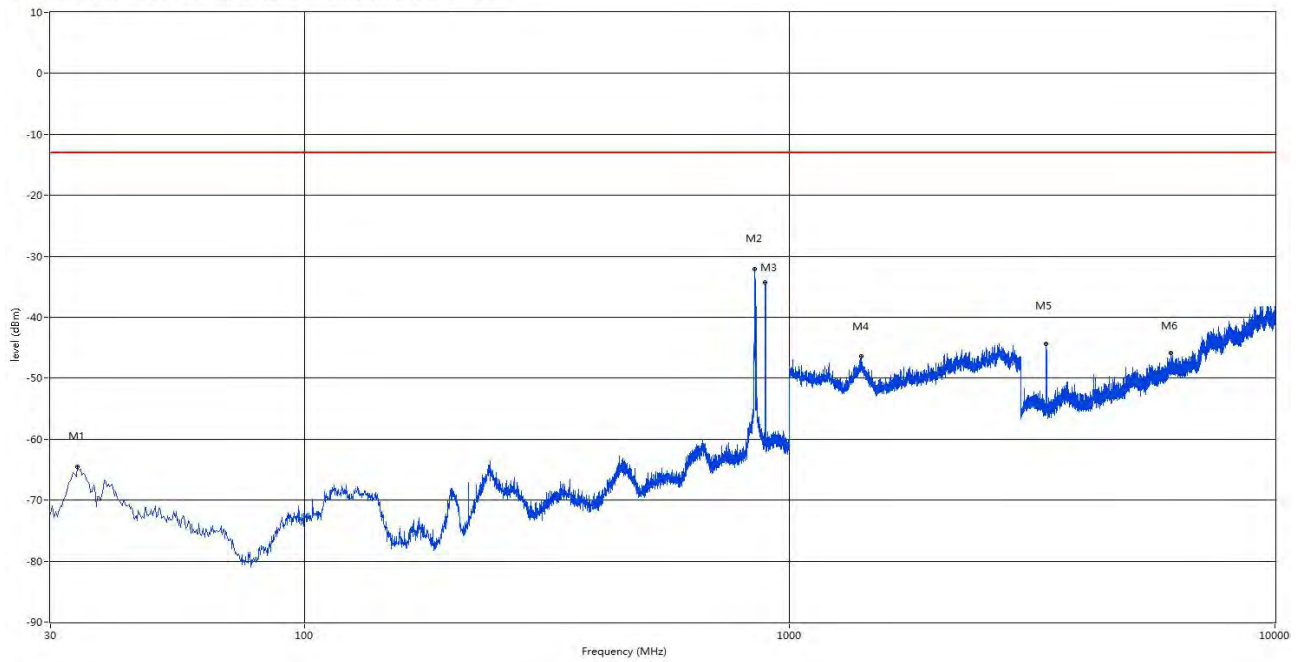
2.9 CH 4233

RSE Test case_FCC PART22&24&27_FCC PART 22_850_GSM 850&CDMA BC0&WCDMA B5<E B5&26



| Frequency (MHz) | Result (dBm) | Factor (dB) | PK Limit (dBm) | Margin (dB) | Table (o) | ANT | EUT | Verdict |
|-----------------|--------------|-------------|----------------|-------------|-----------|------------|------------|---------|
| 34.365 | -64.54 | -6.36 | -13.0 | 51.54 | 113.10 | Horizontal | Horizontal | Pass |
| 452.678 | -62.88 | 2.93 | -13.0 | 49.88 | 175.70 | Horizontal | Horizontal | Pass |
| 847.468 | -30.64 | 12.51 | -13.0 | 17.64 | 193.40 | Horizontal | Horizontal | N/A |
| 890.875 | -34.55 | 7.07 | -13.0 | 21.55 | 326.00 | Horizontal | Horizontal | N/A |
| 1691.000 | -46.90 | 10.27 | -13.0 | 33.90 | 290.80 | Horizontal | Horizontal | Pass |
| 3381.000 | -47.91 | 17.10 | -13.0 | 34.91 | 15.40 | Horizontal | Horizontal | Pass |

RSE Test case_FCC PART22&24&27_FCC PART 22_850_GSM 850&CDMA BC0&WCDMA B5<E B5&26



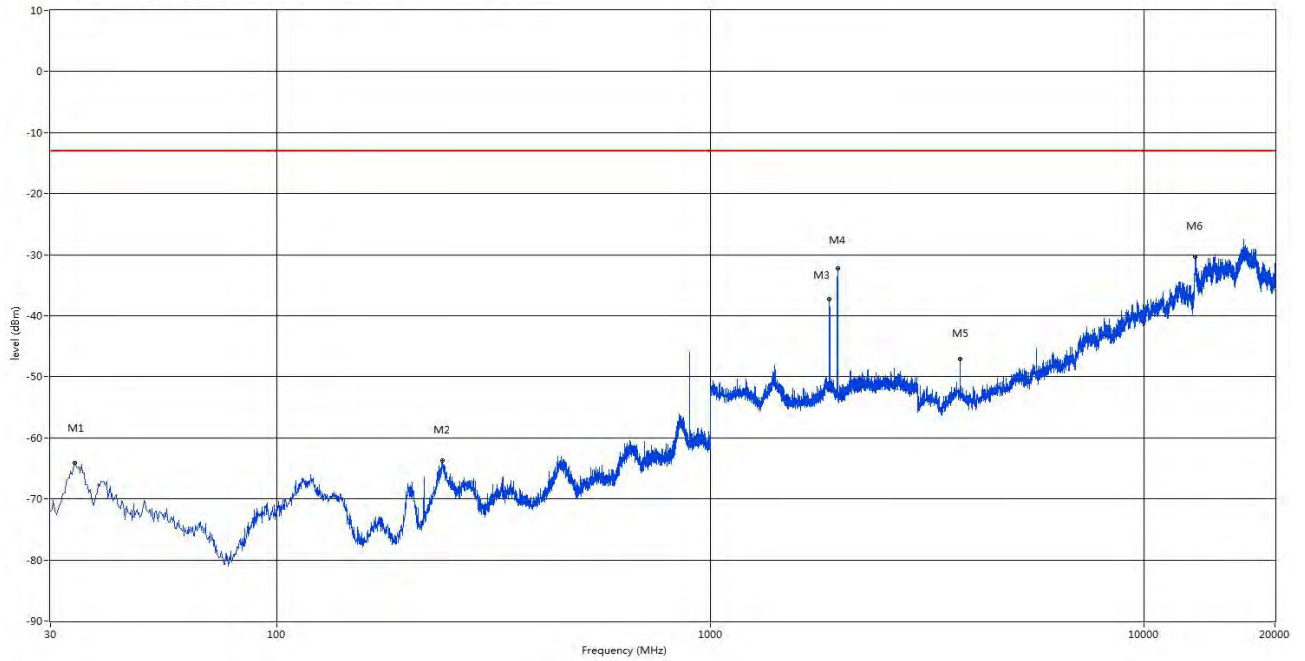
| Frequency (MHz) | Result (dBm) | Factor (dB) | PK Limit (dBm) | Margin (dB) | Table (o) | ANT | EUT | Verdict |
|-----------------|--------------|-------------|----------------|-------------|-----------|------------|----------|---------|
| 34.123 | -64.50 | -6.43 | -13.0 | 51.50 | 145.70 | Horizontal | Vertical | Pass |
| 847.953 | -32.06 | 12.55 | -13.0 | 19.06 | 27.60 | Horizontal | Vertical | N/A |
| 891.602 | -34.24 | 7.12 | -13.0 | 21.24 | 81.70 | Horizontal | Vertical | N/A |
| 1404.000 | -46.45 | 12.37 | -13.0 | 33.45 | 22.20 | Horizontal | Vertical | Pass |
| 3381.750 | -44.37 | 17.09 | -13.0 | 31.37 | 321.60 | Horizontal | Vertical | Pass |
| 6113.000 | -45.88 | 23.75 | -13.0 | 32.88 | 168.40 | Horizontal | Vertical | Pass |

3. LTE

BAND 2

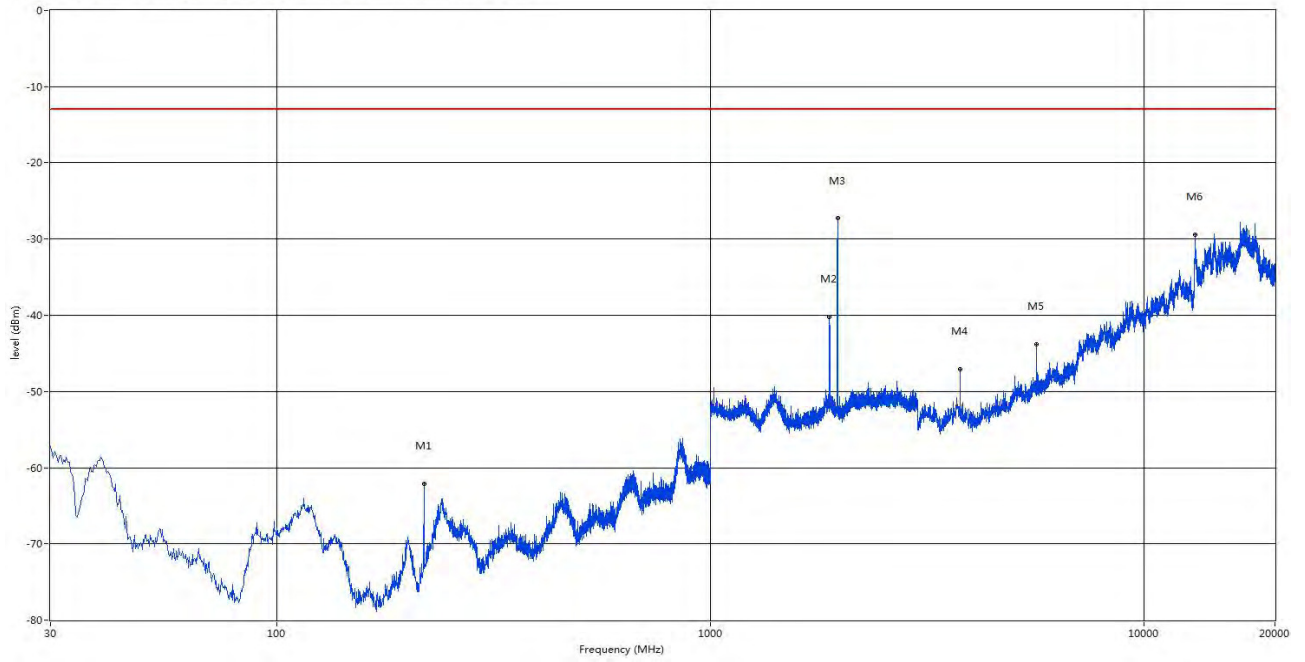
3.1 1.4 MHz CH18900

RSE Test case_FCC PART22&24&27_FCC PART 24_1900_GSM 1900&WCDMA B2&CDMA BC1<E B2&25



| Frequency (MHz) | Result (dBm) | Factor (dB) | PK Limit (dBm) | Margin (dB) | Table (o) | ANT | EUT | Verdict |
|-----------------|--------------|-------------|----------------|-------------|-----------|------------|------------|---------|
| 34.123 | -64.18 | -6.50 | -13.0 | 51.18 | 139.80 | Horizontal | Horizontal | Pass |
| 240.975 | -63.68 | 2.44 | -13.0 | 50.68 | 125.00 | Horizontal | Horizontal | Pass |
| 1879.000 | -37.29 | 9.77 | -13.0 | 24.29 | 301.80 | Horizontal | Horizontal | N/A |
| 1960.000 | -32.27 | 8.60 | -13.0 | 19.27 | 124.60 | Horizontal | Horizontal | N/A |
| 3758.063 | -47.14 | 19.68 | -13.0 | 34.14 | 35.20 | Horizontal | Horizontal | Pass |
| 13103.438 | -30.34 | 42.42 | -13.0 | 17.34 | 142.80 | Horizontal | Horizontal | Pass |

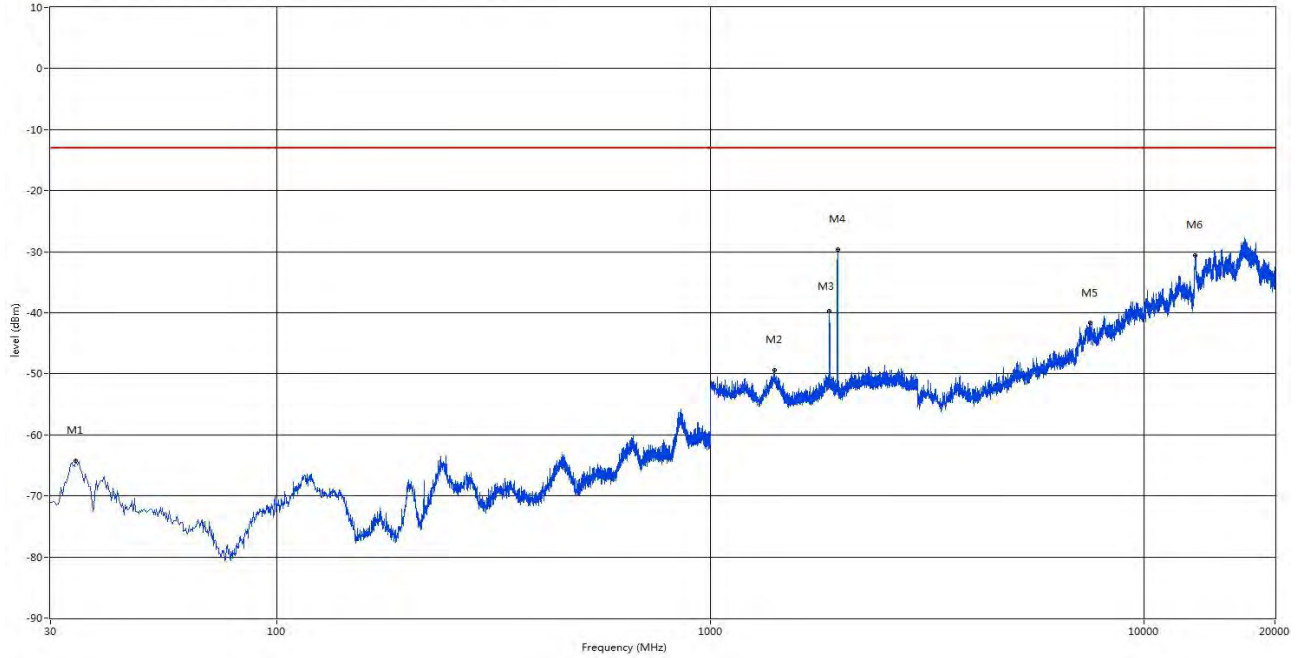
RSE Test case_FCC PART22&24&27_FCC PART 24_1900_GSM 1900&WCDMA B2&CDMA BC1<E B2&25



| Frequency (MHz) | Result (dBm) | Factor (dB) | PK Limit (dBm) | Margin (dB) | Table (o) | ANT | EUT | Verdict |
|-----------------|--------------|-------------|----------------|-------------|-----------|------------|----------|---------|
| 217.938 | -62.11 | -6.19 | -13.0 | 49.11 | 15.30 | Horizontal | Vertical | Pass |
| 1879.500 | -40.20 | 9.77 | -13.0 | 27.20 | 336.70 | Horizontal | Vertical | N/A |
| 1960.500 | -27.29 | 8.57 | -13.0 | 14.29 | 294.00 | Horizontal | Vertical | N/A |
| 3758.063 | -47.07 | 19.68 | -13.0 | 34.07 | 52.50 | Horizontal | Vertical | Pass |
| 5639.813 | -43.78 | 22.49 | -13.0 | 30.78 | 0.70 | Horizontal | Vertical | Pass |
| 13116.125 | -29.41 | 41.93 | -13.0 | 16.41 | 173.90 | Horizontal | Vertical | Pass |

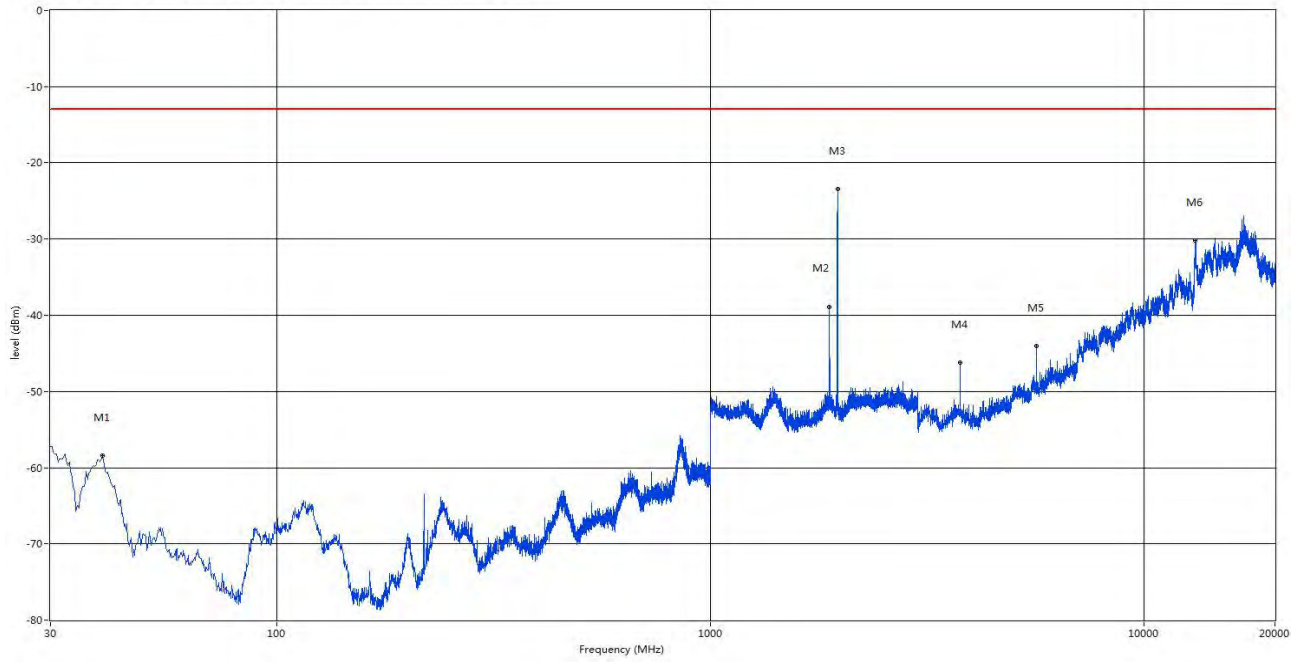
3.2 3 MHz CH18900

RSE Test case_FCC PART22&24&27_FCC PART 24_1900_GSM 1900&WCDMA B2&CDMA BC1<E B2&25



| Frequency (MHz) | Result (dBm) | Factor (dB) | PK Limit (dBm) | Margin (dB) | Table (o) | ANT | EUT | Verdict |
|-----------------|--------------|-------------|----------------|-------------|-----------|------------|------------|---------|
| 34.365 | -64.19 | -6.42 | -13.0 | 51.19 | 134.00 | Horizontal | Horizontal | Pass |
| 1401.000 | -49.39 | 9.85 | -13.0 | 36.39 | 53.00 | Horizontal | Horizontal | Pass |
| 1879.000 | -39.69 | 9.77 | -13.0 | 26.69 | 308.10 | Horizontal | Horizontal | N/A |
| 1960.500 | -29.67 | 8.57 | -13.0 | 16.67 | 304.00 | Horizontal | Horizontal | N/A |
| 7502.063 | -41.68 | 29.21 | -13.0 | 28.68 | 113.40 | Horizontal | Horizontal | Pass |
| 13108.875 | -30.65 | 42.21 | -13.0 | 17.65 | 9.80 | Horizontal | Horizontal | Pass |

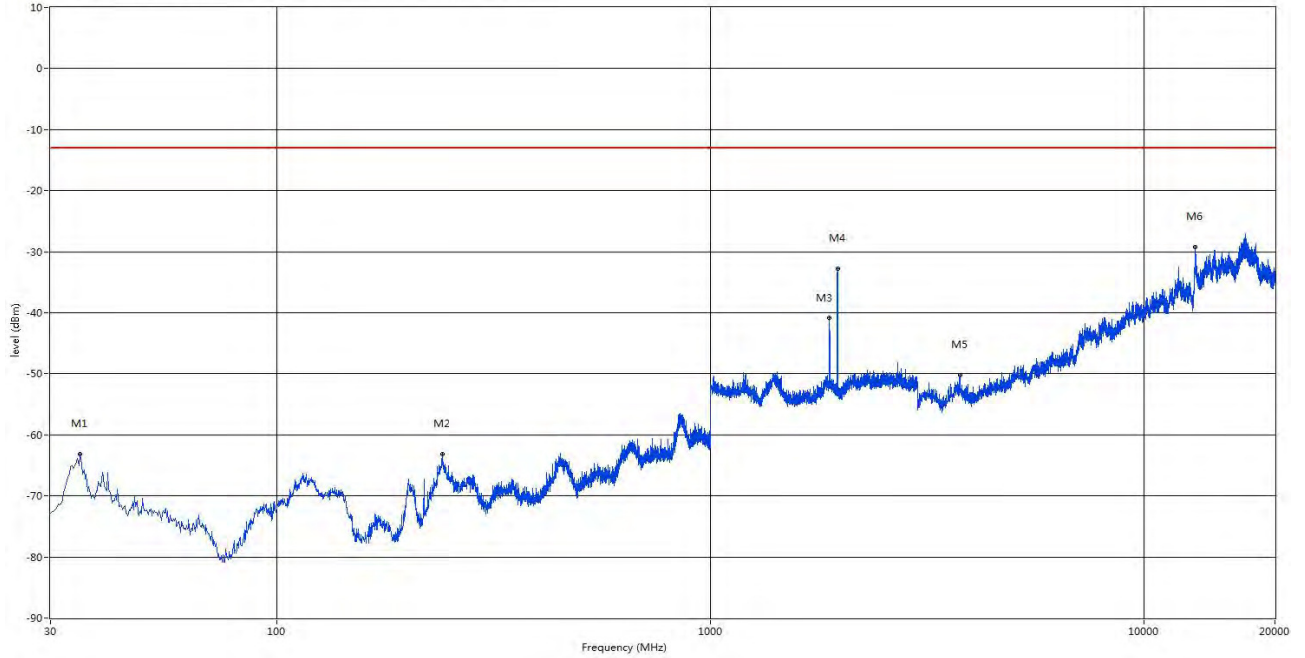
RSE Test case_FCC PART22&24&27_FCC PART 24_1900_GSM 1900&WCDMA B2&CDMA BC1<E B2&25



| Frequency (MHz) | Result (dBm) | Factor (dB) | PK Limit (dBm) | Margin (dB) | Table (o) | ANT | EUT | Verdict |
|-----------------|--------------|-------------|----------------|-------------|-----------|------------|----------|---------|
| 39.458 | -58.39 | -5.27 | -13.0 | 45.39 | 298.90 | Horizontal | Vertical | Pass |
| 1878.500 | -38.94 | 9.78 | -13.0 | 25.94 | 54.40 | Horizontal | Vertical | N/A |
| 1960.000 | -23.41 | 8.60 | -13.0 | 10.41 | 291.60 | Horizontal | Vertical | N/A |
| 3758.063 | -46.26 | 19.68 | -13.0 | 33.26 | 157.60 | Horizontal | Vertical | Pass |
| 5634.937 | -44.62 | 22.56 | -13.0 | 31.62 | 0.80 | Horizontal | Vertical | Pass |
| 13099.813 | -30.22 | 42.54 | -13.0 | 17.22 | 91.20 | Horizontal | Vertical | Pass |

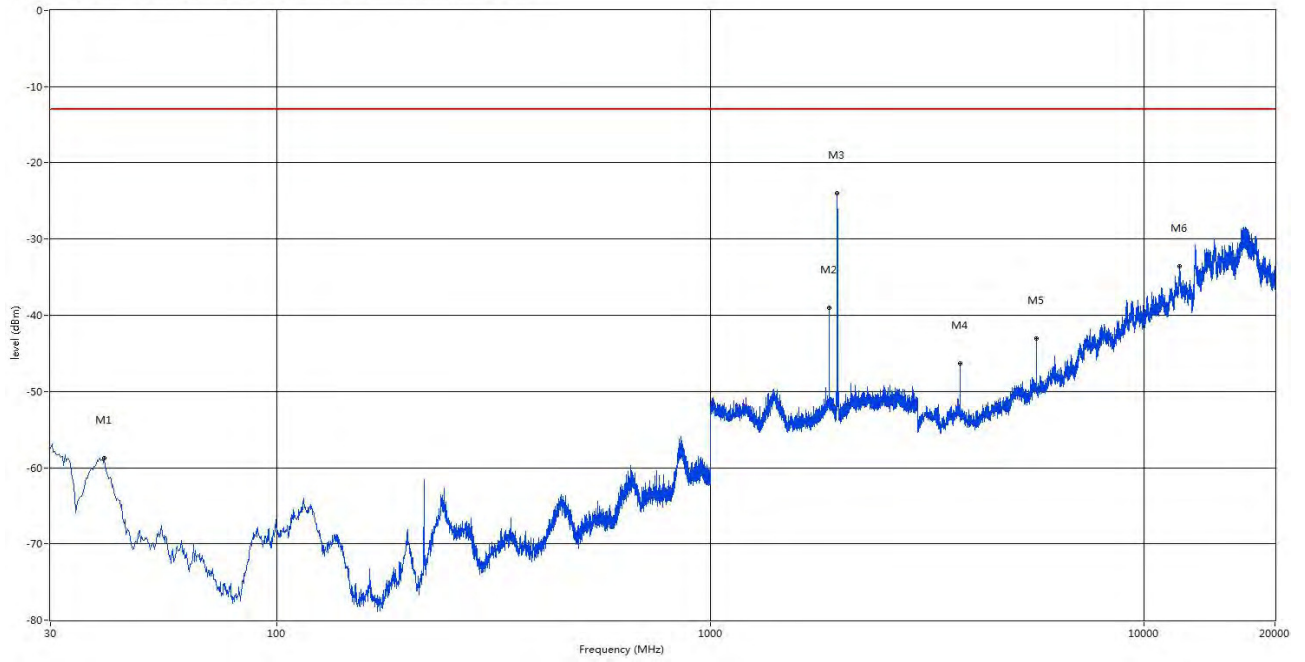
3.3 5 MHz CH18900

RSE Test case_FCC PART22&24&27_FCC PART 24_1900_GSM 1900&WCDMA B2&CDMA BC1<E B2&25



| Frequency (MHz) | Result (dBm) | Factor (dB) | PK Limit (dBm) | Margin (dB) | Table (o) | ANT | EUT | Verdict |
|-----------------|--------------|-------------|----------------|-------------|-----------|------------|------------|---------|
| 35.093 | -63.18 | -6.21 | -13.0 | 50.18 | 143.30 | Horizontal | Horizontal | Pass |
| 240.732 | -63.22 | 2.52 | -13.0 | 50.22 | 25.70 | Horizontal | Horizontal | Pass |
| 1878.000 | -40.83 | 9.78 | -13.0 | 27.83 | 0.90 | Horizontal | Horizontal | N/A |
| 1961.000 | -32.77 | 8.55 | -13.0 | 19.77 | 124.10 | Horizontal | Horizontal | N/A |
| 3758.063 | -50.17 | 19.68 | -13.0 | 37.17 | 354.90 | Horizontal | Horizontal | Pass |
| 13096.188 | -29.23 | 42.31 | -13.0 | 16.23 | 257.70 | Horizontal | Horizontal | Pass |

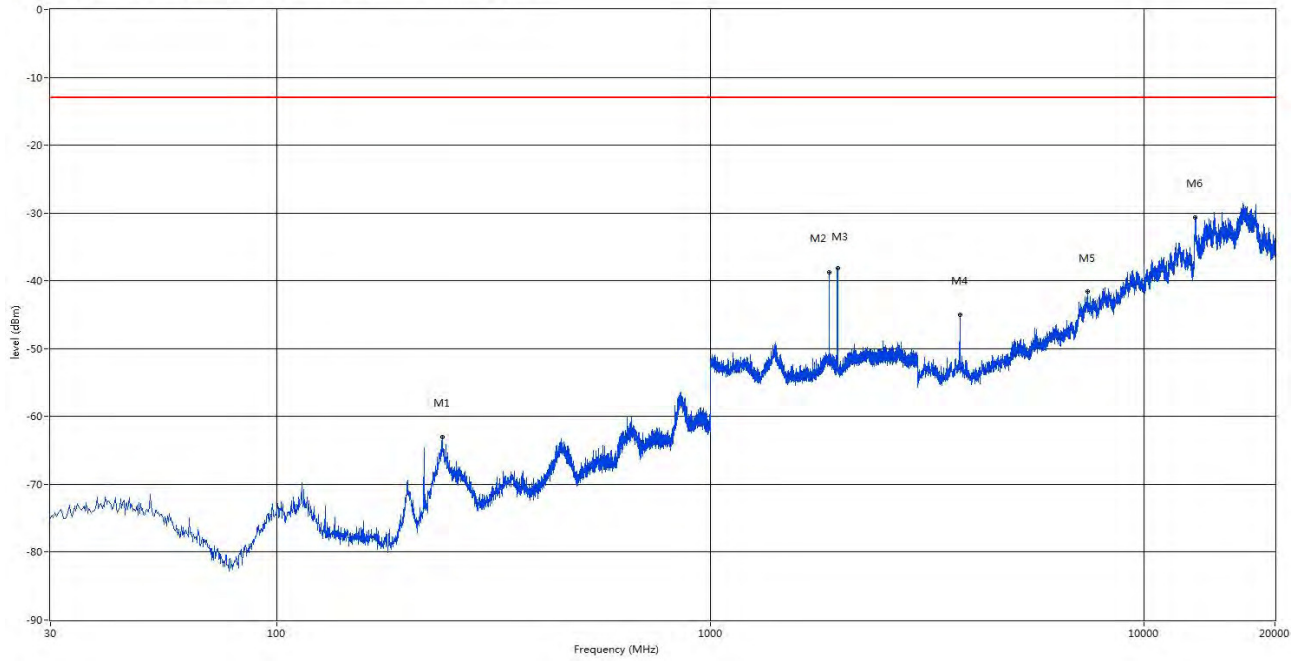
RSE Test case_FCC PART22&24&27_FCC PART 24_1900_GSM 1900&WCDMA B2&CDMA BC1<E B2&25



| Frequency (MHz) | Result (dBm) | Factor (dB) | PK Limit (dBm) | Margin (dB) | Table (o) | ANT | EUT | Verdict |
|-----------------|--------------|-------------|----------------|-------------|-----------|------------|----------|---------|
| 39.943 | -58.75 | -5.16 | -13.0 | 45.75 | 286.40 | Horizontal | Vertical | Pass |
| 1878.000 | -39.02 | 9.78 | -13.0 | 26.02 | 63.30 | Horizontal | Vertical | N/A |
| 1958.500 | -23.97 | 8.65 | -13.0 | 10.97 | 291.60 | Horizontal | Vertical | N/A |
| 3755.625 | -46.35 | 19.71 | -13.0 | 33.35 | 55.90 | Horizontal | Vertical | Pass |
| 5632.500 | -43.03 | 22.59 | -13.0 | 30.03 | 1.50 | Horizontal | Vertical | Pass |
| 12060.188 | -33.53 | 37.22 | -13.0 | 20.53 | 176.30 | Horizontal | Vertical | Pass |

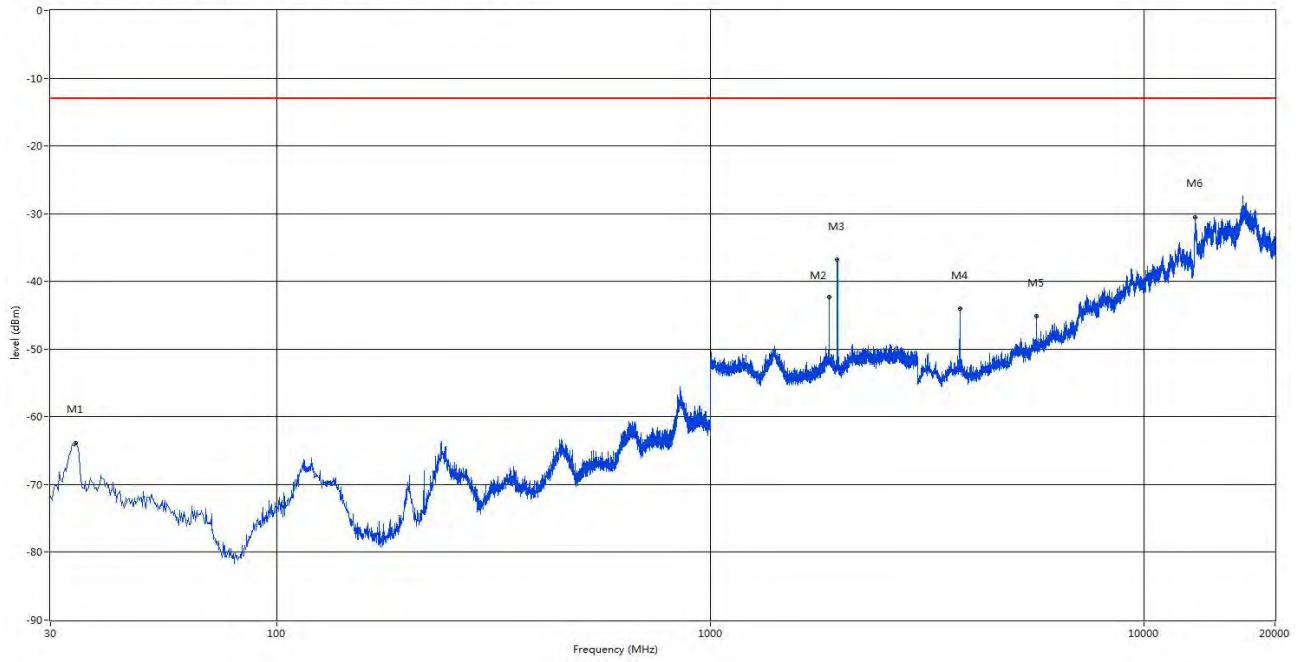
3.4 10 MHz CH18900

RSE Test case_FCC PART22&24&27_FCC PART 24_1900_GSM 1900&WCDMA B2&CDMA BC1<E B2&25



| Frequency (MHz) | Result (dBm) | Factor (dB) | PK Limit (dBm) | Margin (dB) | Table (o) | ANT | EUT | Verdict |
|-----------------|--------------|-------------|----------------|-------------|-----------|------------|------------|---------|
| 240.248 | -63.03 | 2.67 | -13.0 | 50.03 | 76.50 | Horizontal | Horizontal | Pass |
| 1875.500 | -38.74 | 9.79 | -13.0 | 25.74 | 303.60 | Horizontal | Horizontal | N/A |
| 1961.500 | -38.14 | 8.52 | -13.0 | 25.14 | 127.50 | Horizontal | Horizontal | N/A |
| 3750.750 | -47.41 | 19.81 | -13.0 | 34.41 | 359.60 | Horizontal | Horizontal | Pass |
| 7380.188 | -41.61 | 29.32 | -13.0 | 28.61 | 69.50 | Horizontal | Horizontal | Pass |
| 13114.313 | -30.70 | 42.00 | -13.0 | 17.70 | 2.90 | Horizontal | Horizontal | Pass |

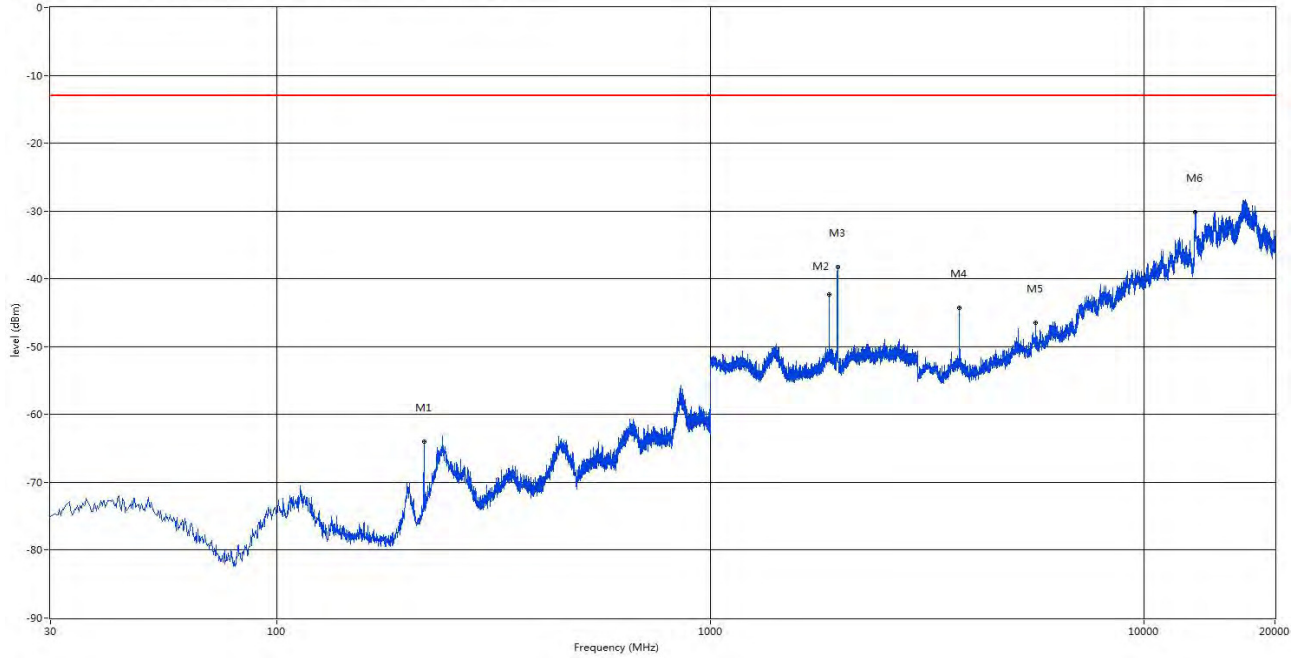
RSE Test case_FCC PART22&24&27_FCC PART 24_1900_GSM 1900&WCDMA B2&CDMA BC1<E B2&25



| Frequency (MHz) | Result (dBm) | Factor (dB) | PK Limit (dBm) | Margin (dB) | Table (o) | ANT | EUT | Verdict |
|-----------------|--------------|-------------|----------------|-------------|-----------|------------|----------|---------|
| 34.365 | -63.87 | -6.42 | -13.0 | 50.87 | 97.40 | Horizontal | Vertical | Pass |
| 1876.000 | -42.36 | 9.79 | -13.0 | 29.36 | 76.70 | Horizontal | Vertical | N/A |
| 1957.500 | -36.84 | 8.67 | -13.0 | 23.84 | 111.10 | Horizontal | Vertical | N/A |
| 3750.750 | -44.07 | 19.81 | -13.0 | 31.07 | 347.00 | Horizontal | Vertical | Pass |
| 5627.625 | -45.16 | 22.66 | -13.0 | 32.16 | 330.30 | Horizontal | Vertical | Pass |
| 13103.438 | -30.53 | 42.42 | -13.0 | 17.53 | 246.40 | Horizontal | Vertical | Pass |

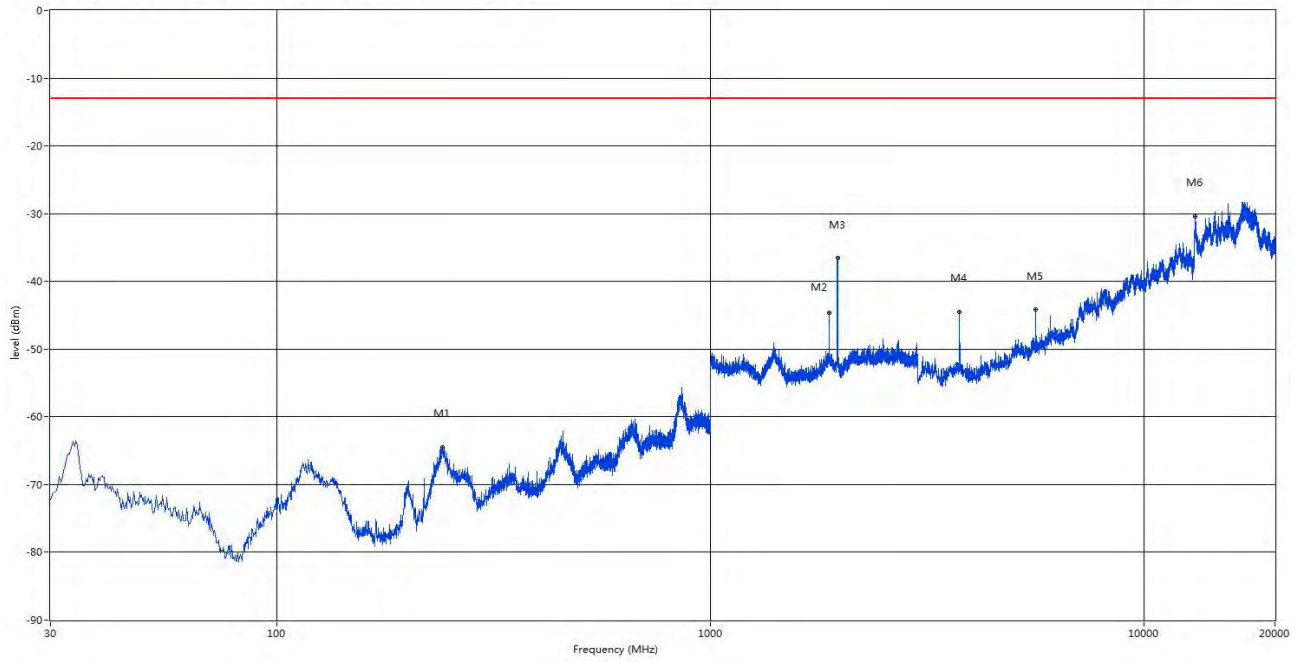
3.5 15 MHz CH18900

RSE Test case_FCC PART22&24&27_FCC PART 24_1900_GSM 1900&WCDMA B2&CDMA BC1<E B2&Z5



| Frequency (MHz) | Result (dBm) | Factor (dB) | PK Limit (dBm) | Margin (dB) | Table (o) | ANT | EUT | Verdict |
|-----------------|--------------|-------------|----------------|-------------|-----------|------------|------------|---------|
| 217.938 | -64.03 | -6.19 | -13.0 | 51.03 | 1.20 | Horizontal | Horizontal | Pass |
| 1873.500 | -42.29 | 9.80 | -13.0 | 29.29 | 298.70 | Horizontal | Horizontal | N/A |
| 1964.500 | -38.22 | 8.40 | -13.0 | 25.22 | 306.20 | Horizontal | Horizontal | N/A |
| 3745.875 | -44.31 | 19.83 | -13.0 | 31.31 | 34.70 | Horizontal | Horizontal | Pass |
| 5620.313 | -46.47 | 22.66 | -13.0 | 33.47 | 340.10 | Horizontal | Horizontal | Pass |
| 13117.938 | -30.16 | 41.86 | -13.0 | 17.16 | 6.20 | Horizontal | Horizontal | Pass |

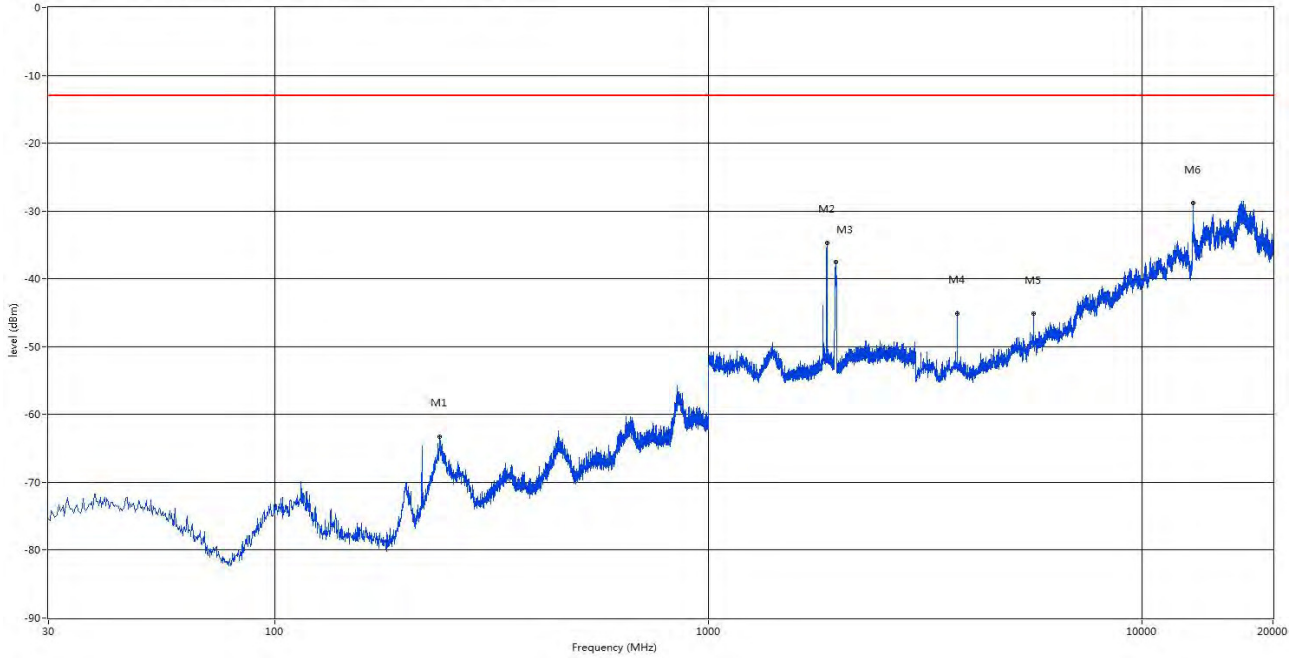
RSE Test case_FCC PART22&24&27_FCC PART 24_1900_GSM 1900&WCDMA B2&CDMA BC1<E B2&25



| Frequency (MHz) | Result (dBm) | Factor (dB) | PK Limit (dBm) | Margin (dB) | Table (o) | ANT | EUT | Verdict |
|-----------------|--------------|-------------|----------------|-------------|-----------|------------|----------|---------|
| 240.490 | -64.52 | 2.59 | -13.0 | 51.52 | 261.50 | Horizontal | Vertical | Pass |
| 1873.500 | -44.68 | 9.80 | -13.0 | 31.68 | 74.60 | Horizontal | Vertical | N/A |
| 1961.000 | -36.58 | 8.55 | -13.0 | 23.58 | 122.30 | Horizontal | Vertical | N/A |
| 3745.875 | -44.53 | 19.83 | -13.0 | 31.53 | 21.80 | Horizontal | Vertical | Pass |
| 5620.313 | -44.18 | 22.66 | -13.0 | 31.18 | 341.50 | Horizontal | Vertical | Pass |
| 13108.875 | -30.35 | 42.21 | -13.0 | 17.35 | 172.30 | Horizontal | Vertical | Pass |

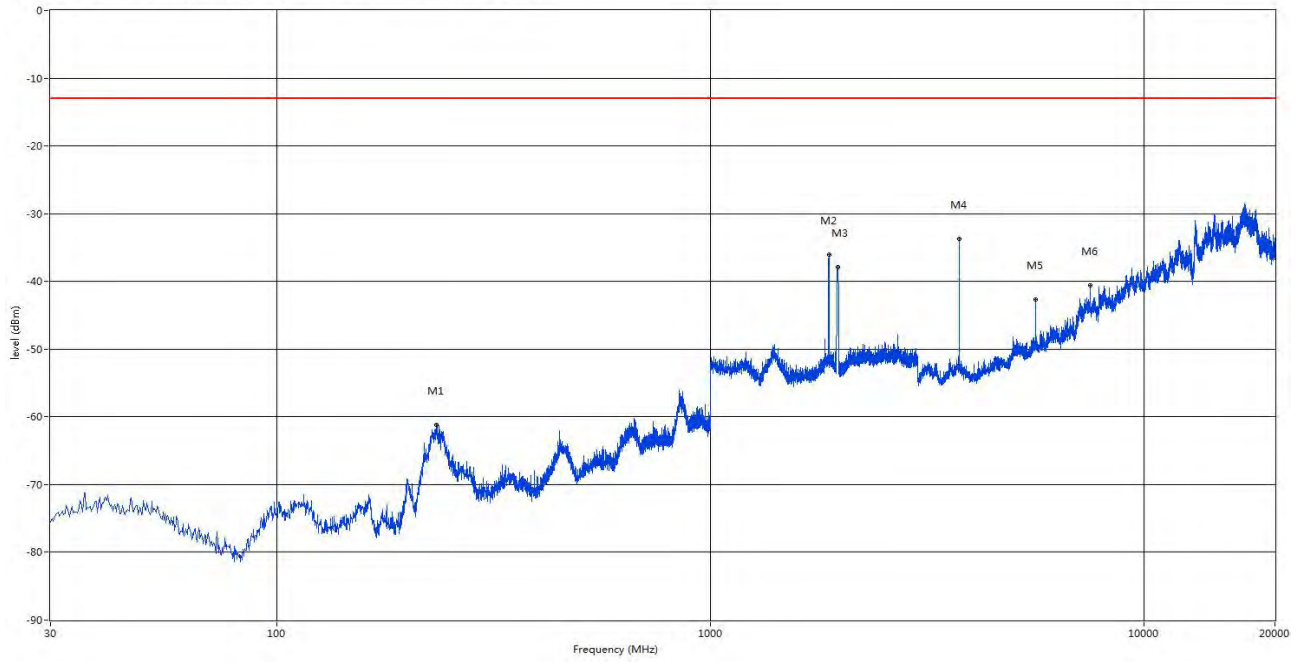
3.6 20 MHz CH18900

RSE Test case_FCC PART22&24&27_FCC PART 24_1900_GSM 1900&WCDMA B2&CDMA BC1<E B2&25



| Frequency (MHz) | Result (dBm) | Factor (dB) | PK Limit (dBm) | Margin (dB) | Table (o) | ANT | EUT | Verdict |
|-----------------|--------------|-------------|----------------|-------------|-----------|------------|------------|---------|
| 239.278 | -63.28 | 2.43 | -13.0 | 50.28 | 159.10 | Horizontal | Horizontal | Pass |
| 1871.000 | -34.76 | 9.82 | -13.0 | 21.76 | 299.10 | Horizontal | Horizontal | N/A |
| 1962.000 | -37.49 | 8.50 | -13.0 | 24.49 | 302.80 | Horizontal | Horizontal | N/A |
| 3741.000 | -46.79 | 19.83 | -13.0 | 33.79 | 274.80 | Horizontal | Horizontal | Pass |
| 5613.000 | -45.13 | 22.67 | -13.0 | 32.13 | 147.50 | Horizontal | Horizontal | Pass |
| 13094.375 | -28.88 | 42.19 | -13.0 | 15.88 | 0.40 | Horizontal | Horizontal | Pass |

RSE Test case_FCC PART22&24&27_FCC PART 24_1900_GSM 1900&WCDMA B2&CDMA BC1<E B2&25

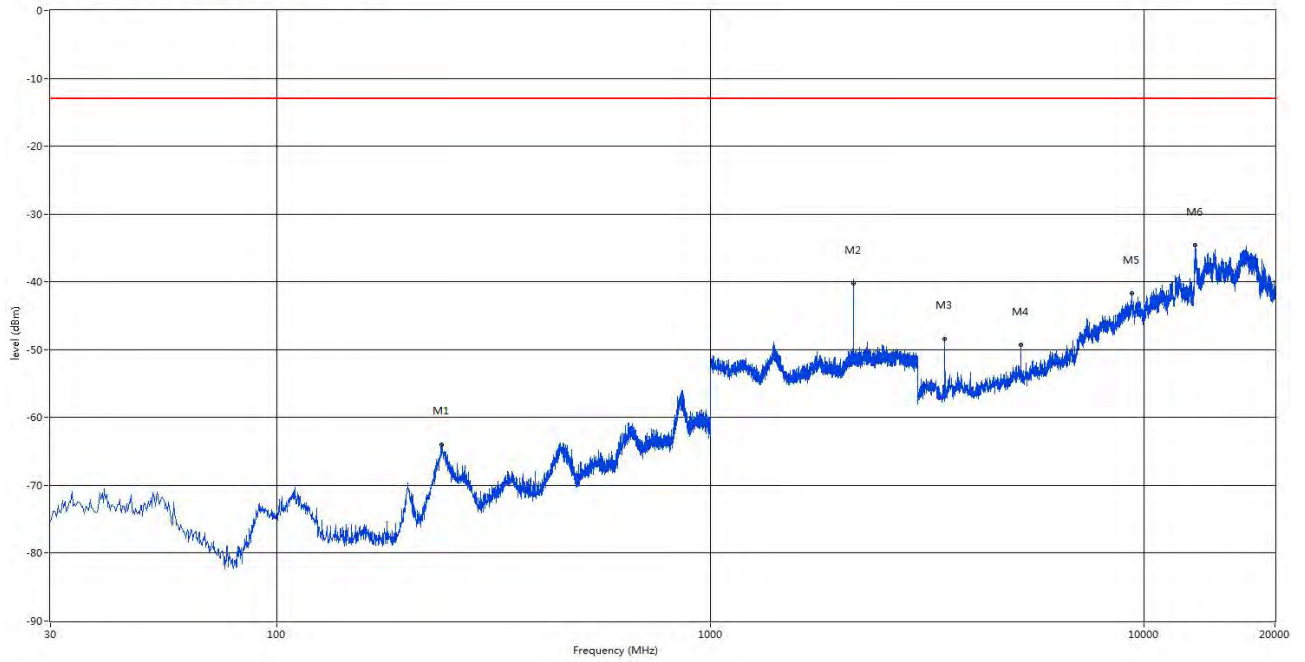


| Frequency (MHz) | Result (dBm) | Factor (dB) | PK Limit (dBm) | Margin (dB) | Table (o) | ANT | EUT | Verdict |
|-----------------|--------------|-------------|----------------|-------------|-----------|------------|----------|---------|
| 232.488 | -61.17 | -0.27 | -13.0 | 48.17 | 294.60 | Horizontal | Vertical | Pass |
| 1871.000 | -36.04 | 9.82 | -13.0 | 23.04 | 1.20 | Horizontal | Vertical | N/A |
| 1962.500 | -37.95 | 8.48 | -13.0 | 24.95 | 121.50 | Horizontal | Vertical | N/A |
| 3741.000 | -37.17 | 19.83 | -13.0 | 24.17 | 293.00 | Horizontal | Vertical | Pass |
| 5613.000 | -42.69 | 22.67 | -13.0 | 29.69 | 213.00 | Horizontal | Vertical | Pass |
| 7485.000 | -40.60 | 29.12 | -13.0 | 27.60 | 138.60 | Horizontal | Vertical | Pass |

BAND 4

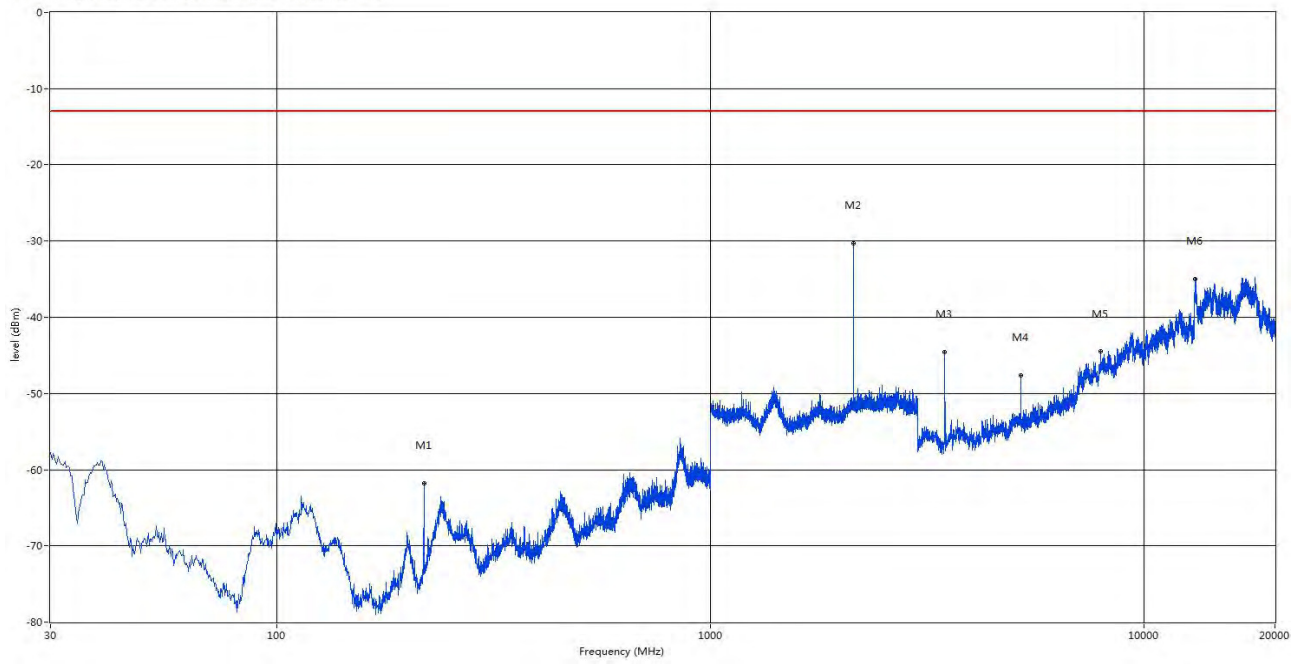
3.7 1.4 MHz CH20175

RSE Test case_FCC PART22&24&27_FCC PART 27_1700_WCDMA B4<E B4



| Frequency (MHz) | Result (dBm) | Factor (dB) | PK Limit (dBm) | Margin (dB) | Table (o) | ANT | EUT | Verdict |
|-----------------|--------------|-------------|----------------|-------------|-----------|------------|----------|---------|
| 239.278 | -64.00 | 2.44 | -13.0 | 51.00 | 220.30 | Horizontal | Vertical | Pass |
| 2132.500 | -40.84 | 9.86 | -13.0 | 27.84 | 260.20 | Horizontal | Vertical | N/A |
| 3463.125 | -48.42 | 17.55 | -13.0 | 35.42 | 112.80 | Horizontal | Vertical | Pass |
| 5196.188 | -49.35 | 22.24 | -13.0 | 36.35 | 83.60 | Horizontal | Vertical | Pass |
| 9369.187 | -41.74 | 34.36 | -13.0 | 28.74 | 0.90 | Horizontal | Vertical | Pass |
| 13117.938 | -34.62 | 41.86 | -13.0 | 21.62 | 353.80 | Horizontal | Vertical | Pass |

RSE Test case_FCC PART22&24&27_FCC PART 27_1700_WCDMA B4<E B4



| Frequency (MHz) | Result (dBm) | Factor (dB) | PK Limit (dBm) | Margin (dB) | Table (o) | ANT | EUT | Verdict |
|-----------------|--------------|-------------|----------------|-------------|-----------|----------|----------|---------|
| 217.938 | -61.82 | -6.17 | -13.0 | 48.82 | 358.40 | Vertical | Vertical | Pass |
| 2132.500 | -30.25 | 9.86 | -13.0 | 17.25 | 123.10 | Vertical | Vertical | N/A |
| 3463.125 | -44.53 | 17.55 | -13.0 | 31.53 | 201.40 | Vertical | Vertical | Pass |
| 5196.188 | -47.62 | 22.24 | -13.0 | 34.62 | 155.30 | Vertical | Vertical | Pass |
| 7916.438 | -44.51 | 29.97 | -13.0 | 31.51 | 0.00 | Vertical | Vertical | Pass |
| 13119.750 | -35.00 | 41.79 | -13.0 | 22.00 | 355.20 | Vertical | Vertical | Pass |

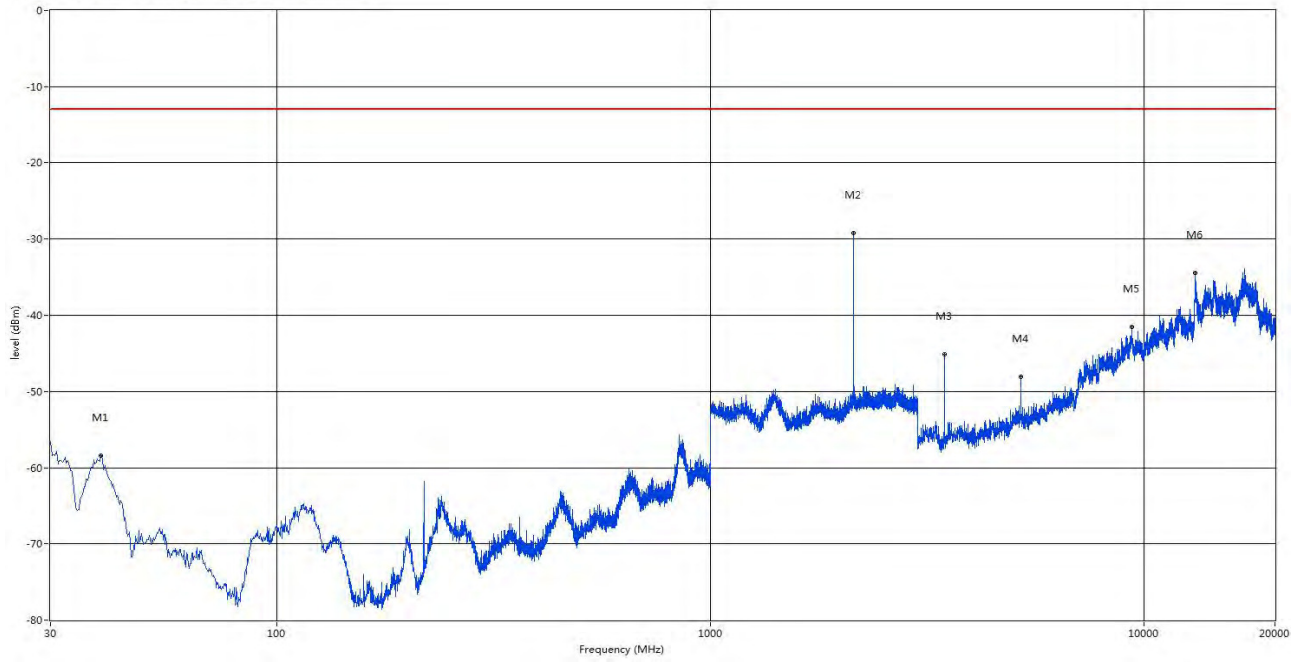
3.8 3 MHz CH20175

RSE Test case_FCC PART22&24&27_FCC PART 27_1700_WCDMA B4<E B4



| Frequency (MHz) | Result (dBm) | Factor (dB) | PK Limit (dBm) | Margin (dB) | Table (o) | ANT | EUT | Verdict |
|-----------------|--------------|-------------|----------------|-------------|-----------|------------|----------|---------|
| 243.642 | -64.11 | 1.66 | -13.0 | 51.11 | 33.70 | Horizontal | Vertical | Pass |
| 2132.500 | -37.59 | 9.86 | -13.0 | 24.59 | 24.90 | Horizontal | Vertical | N/A |
| 3463.125 | -48.00 | 17.55 | -13.0 | 35.00 | 127.10 | Horizontal | Vertical | Pass |
| 5193.750 | -45.88 | 22.24 | -13.0 | 32.88 | 94.10 | Horizontal | Vertical | Pass |
| 9310.687 | -41.10 | 33.38 | -13.0 | 28.10 | 181.00 | Horizontal | Vertical | Pass |
| 13114.313 | -34.84 | 42.00 | -13.0 | 21.84 | 221.70 | Horizontal | Vertical | Pass |

RSE Test case_FCC PART22&24&27_FCC PART 27_1700_WCDMA B4<E B4



| Frequency (MHz) | Result (dBm) | Factor (dB) | PK Limit (dBm) | Margin (dB) | Table (o) | ANT | EUT | Verdict |
|-----------------|--------------|-------------|----------------|-------------|-----------|----------|----------|---------|
| 39.215 | -58.42 | -5.31 | -13.0 | 45.42 | 341.90 | Vertical | Vertical | Pass |
| 2132.500 | -29.16 | 9.86 | -13.0 | 16.16 | 121.20 | Vertical | Vertical | N/A |
| 3463.125 | -45.09 | 17.55 | -13.0 | 32.09 | 227.60 | Vertical | Vertical | Pass |
| 5193.750 | -48.10 | 22.24 | -13.0 | 35.10 | 87.80 | Vertical | Vertical | Pass |
| 9349.687 | -41.48 | 34.03 | -13.0 | 28.48 | 333.30 | Vertical | Vertical | Pass |
| 13105.250 | -34.44 | 42.35 | -13.0 | 21.44 | 246.50 | Vertical | Vertical | Pass |

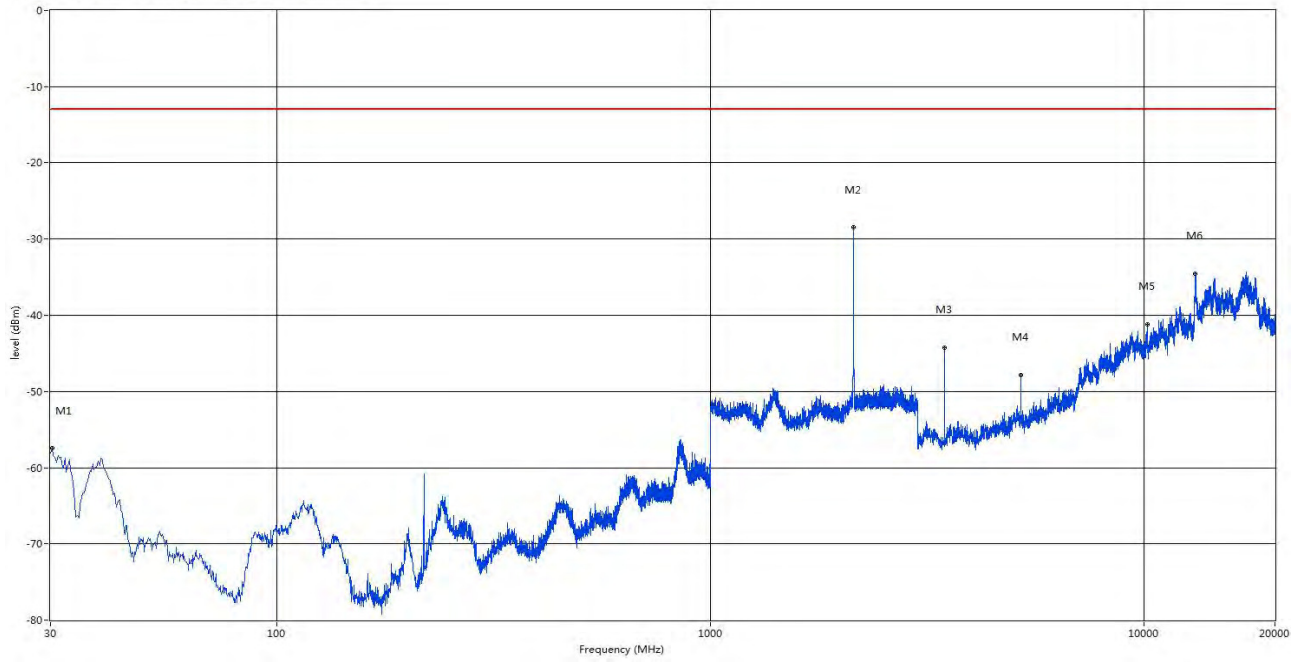
3.9 5 MHz CH20175

RSE Test case_FCC PART22&24&27_FCC PART 27_1700_WCDMA B4<E B4



| Frequency (MHz) | Result (dBm) | Factor (dB) | PK Limit (dBm) | Margin (dB) | Table (o) | ANT | EUT | Verdict |
|-----------------|--------------|-------------|----------------|-------------|-----------|------------|----------|---------|
| 244.855 | -64.18 | 1.30 | -13.0 | 51.18 | 5.00 | Horizontal | Vertical | Pass |
| 2132.000 | -37.83 | 9.85 | -13.0 | 24.83 | 24.00 | Horizontal | Vertical | N/A |
| 3460.688 | -47.78 | 17.51 | -13.0 | 34.78 | 142.60 | Horizontal | Vertical | Pass |
| 5191.312 | -45.11 | 22.27 | -13.0 | 32.11 | 18.80 | Horizontal | Vertical | Pass |
| 9332.625 | -42.22 | 33.75 | -13.0 | 29.22 | 48.10 | Horizontal | Vertical | Pass |
| 13117.938 | -34.15 | 41.86 | -13.0 | 21.15 | 298.90 | Horizontal | Vertical | Pass |

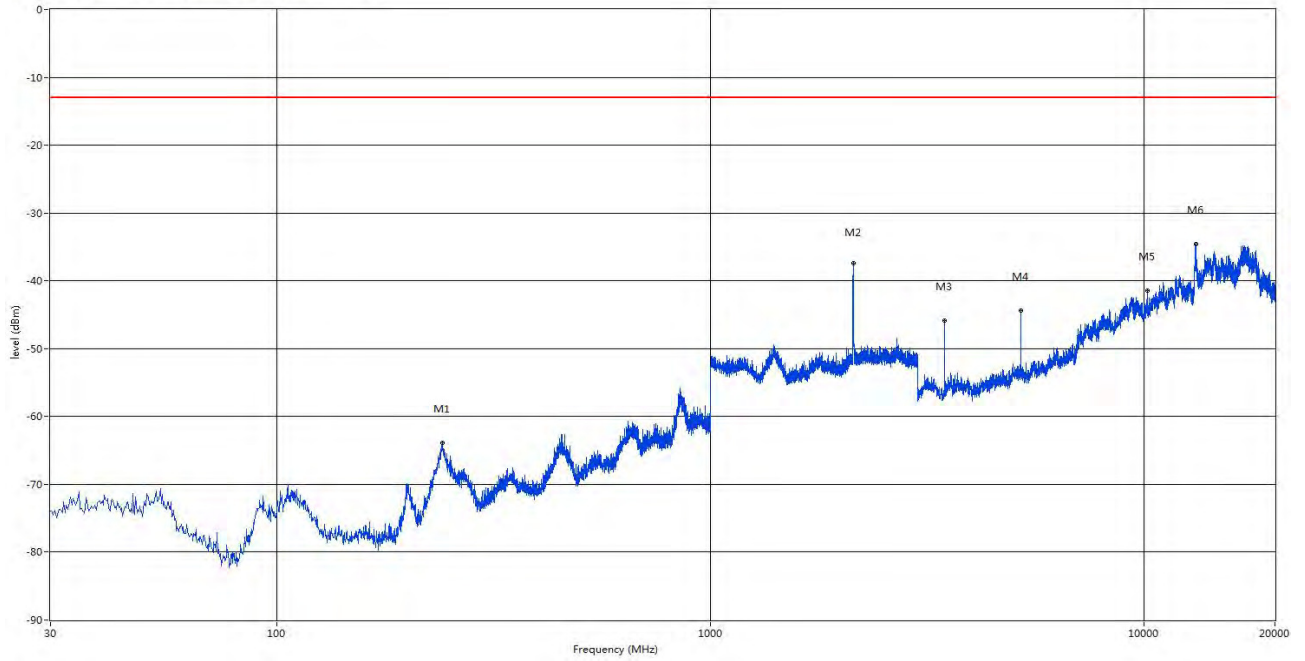
RSE Test case_FCC PART22&24&27_FCC PART 27_1700_WCDMA B4<E B4



| Frequency (MHz) | Result (dBm) | Factor (dB) | PK Limit (dBm) | Margin (dB) | Table (o) | ANT | EUT | Verdict |
|-----------------|--------------|-------------|----------------|-------------|-----------|----------|----------|---------|
| 30.242 | -57.44 | -7.58 | -13.0 | 44.44 | 282.50 | Vertical | Vertical | Pass |
| 2131.500 | -28.49 | 9.85 | -13.0 | 15.49 | 101.50 | Vertical | Vertical | N/A |
| 3460.688 | -44.28 | 17.51 | -13.0 | 31.28 | 326.80 | Vertical | Vertical | Pass |
| 5191.312 | -47.83 | 22.27 | -13.0 | 34.83 | 174.00 | Vertical | Vertical | Pass |
| 10161.375 | -41.23 | 35.17 | -13.0 | 28.23 | 68.60 | Vertical | Vertical | Pass |
| 13114.313 | -34.55 | 42.00 | -13.0 | 21.55 | 201.50 | Vertical | Vertical | Pass |

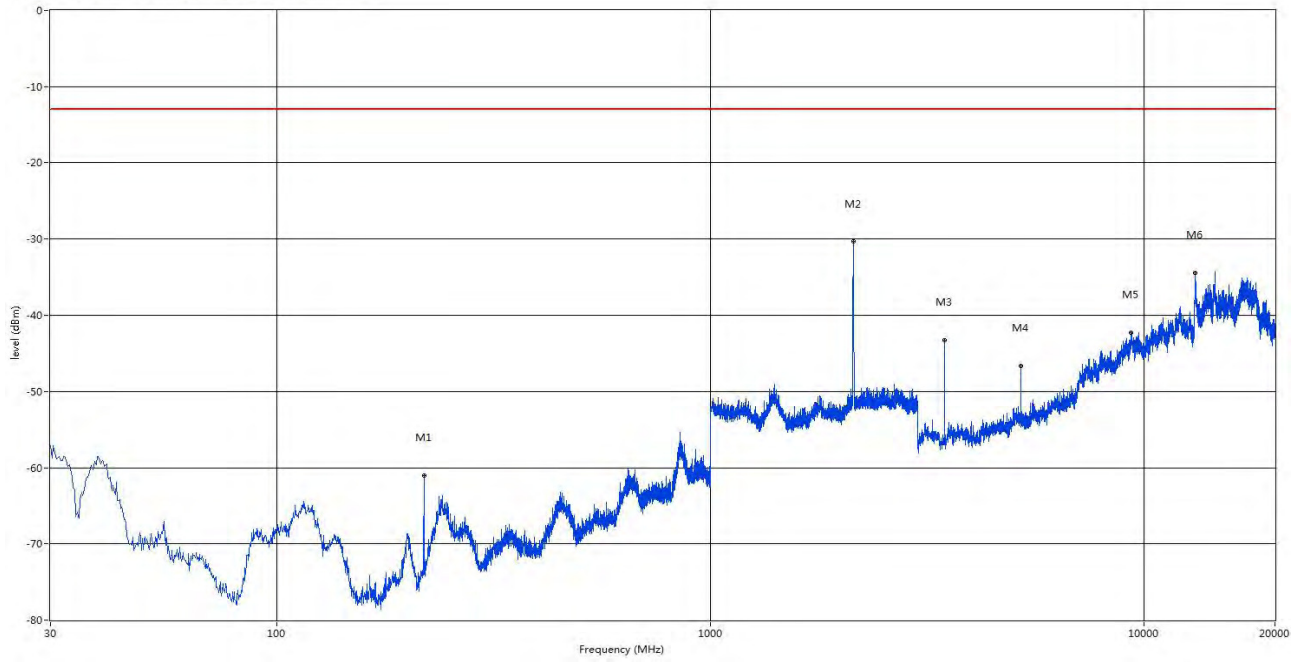
3.10 10 MHz CH20175

RSE Test case_FCC PART22&24&27_FCC PART 27_1700_WCDMA B4<E B4



| Frequency (MHz) | Result (dBm) | Factor (dB) | PK Limit (dBm) | Margin (dB) | Table (o) | ANT | EUT | Verdict |
|-----------------|--------------|-------------|----------------|-------------|-----------|------------|----------|---------|
| 240.975 | -63.90 | 2.44 | -13.0 | 50.90 | 284.80 | Horizontal | Vertical | Pass |
| 2129.000 | -37.45 | 9.86 | -13.0 | 24.45 | 289.90 | Horizontal | Vertical | N/A |
| 3455.813 | -45.88 | 17.46 | -13.0 | 32.88 | 27.40 | Horizontal | Vertical | Pass |
| 5184.000 | -44.38 | 22.26 | -13.0 | 31.38 | 15.20 | Horizontal | Vertical | Pass |
| 10158.937 | -41.39 | 35.18 | -13.0 | 28.39 | 123.80 | Horizontal | Vertical | Pass |
| 13134.250 | -34.59 | 41.23 | -13.0 | 21.59 | 335.60 | Horizontal | Vertical | Pass |

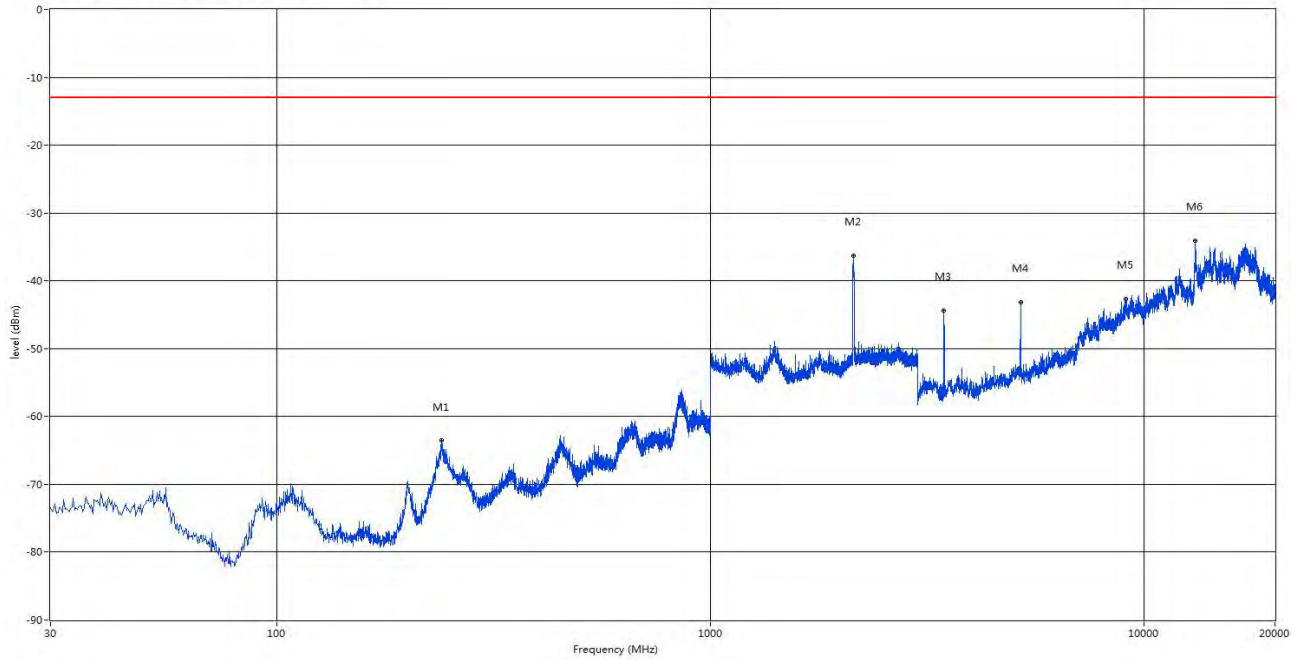
RSE Test case_FCC PART22&24&27_FCC PART 27_1700_WCDMA B4<E B4



| Frequency (MHz) | Result (dBm) | Factor (dB) | PK Limit (dBm) | Margin (dB) | Table (o) | ANT | EUT | Verdict |
|-----------------|--------------|-------------|----------------|-------------|-----------|----------|----------|---------|
| 217.938 | -60.99 | -6.17 | -13.0 | 47.99 | 13.70 | Vertical | Vertical | Pass |
| 2136.000 | -30.35 | 9.86 | -13.0 | 17.35 | 122.50 | Vertical | Vertical | N/A |
| 3455.813 | -43.28 | 17.46 | -13.0 | 30.28 | 212.00 | Vertical | Vertical | Pass |
| 5184.000 | -46.62 | 22.26 | -13.0 | 33.62 | 133.00 | Vertical | Vertical | Pass |
| 9320.438 | -42.26 | 33.55 | -13.0 | 29.26 | 267.70 | Vertical | Vertical | Pass |
| 13117.938 | -34.46 | 41.86 | -13.0 | 21.46 | 359.80 | Vertical | Vertical | Pass |

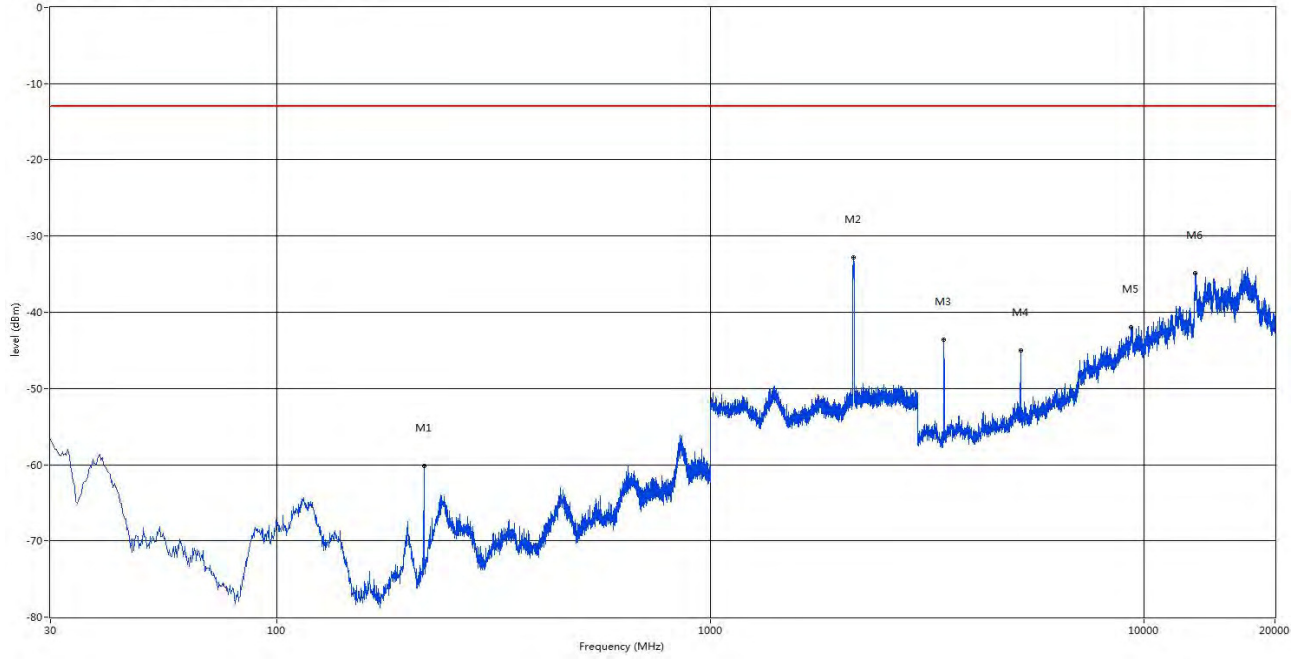
3.11 15 MHz CH20175

RSE Test case_FCC PART22&24&27_FCC PART 27_1700_WCDMA B4<E B4



| Frequency (MHz) | Result (dBm) | Factor (dB) | PK Limit (dBm) | Margin (dB) | Table (o) | ANT | EUT | Verdict |
|-----------------|--------------|-------------|----------------|-------------|-----------|------------|----------|---------|
| 239.278 | -63.47 | 2.44 | -13.0 | 50.47 | 224.20 | Horizontal | Vertical | Pass |
| 2128.500 | -36.31 | 9.86 | -13.0 | 23.31 | 22.60 | Horizontal | Vertical | N/A |
| 3450.938 | -44.36 | 17.49 | -13.0 | 31.36 | 20.70 | Horizontal | Vertical | Pass |
| 5176.688 | -43.19 | 22.23 | -13.0 | 30.19 | 12.90 | Horizontal | Vertical | Pass |
| 9066.937 | -42.64 | 33.09 | -13.0 | 29.64 | 95.70 | Horizontal | Vertical | Pass |
| 13114.313 | -34.14 | 42.00 | -13.0 | 21.14 | 279.40 | Horizontal | Vertical | Pass |

RSE Test case_FCC PART22&24&27_FCC PART 27_1700_WCDMA B4<E B4



| Frequency (MHz) | Result (dBm) | Factor (dB) | PK Limit (dBm) | Margin (dB) | Table (o) | ANT | EUT | Verdict |
|-----------------|--------------|-------------|----------------|-------------|-----------|----------|----------|---------|
| 217.938 | -60.20 | -6.17 | -13.0 | 47.20 | 45.00 | Vertical | Vertical | Pass |
| 2138.000 | -32.83 | 9.81 | -13.0 | 19.83 | 121.10 | Vertical | Vertical | N/A |
| 3450.938 | -43.56 | 17.49 | -13.0 | 30.56 | 205.20 | Vertical | Vertical | Pass |
| 5176.688 | -45.01 | 22.23 | -13.0 | 32.01 | 139.60 | Vertical | Vertical | Pass |
| 9322.875 | -41.98 | 33.59 | -13.0 | 28.98 | 246.60 | Vertical | Vertical | Pass |
| 13101.625 | -34.84 | 42.49 | -13.0 | 21.84 | 215.70 | Vertical | Vertical | Pass |

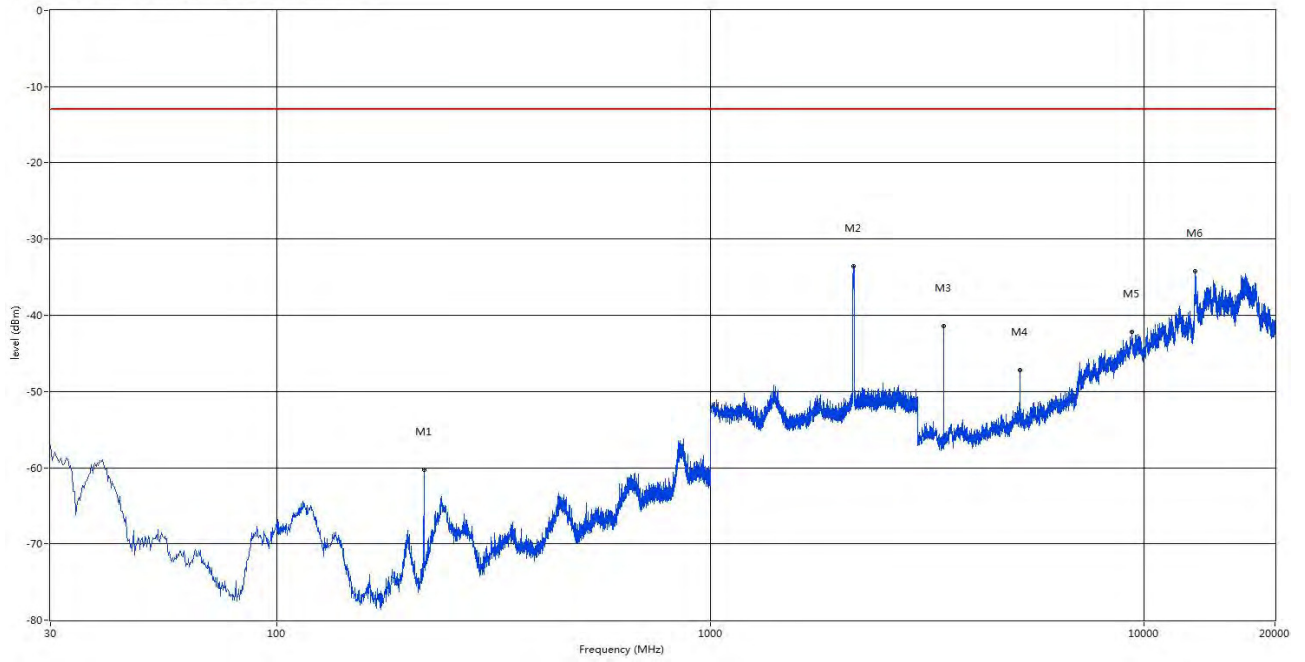
3.12 20 MHz CH20175

RSE Test case_FCC PART22&24&27_FCC PART 27_1700_WCDMA B4<E B4



| Frequency (MHz) | Result (dBm) | Factor (dB) | PK Limit (dBm) | Margin (dB) | Table (o) | ANT | EUT | Verdict |
|-----------------|--------------|-------------|----------------|-------------|-----------|------------|----------|---------|
| 239.762 | -64.00 | 2.63 | -13.0 | 51.00 | 355.70 | Horizontal | Vertical | Pass |
| 2126.000 | -36.54 | 9.86 | -13.0 | 23.54 | 288.60 | Horizontal | Vertical | N/A |
| 3446.063 | -43.84 | 17.47 | -13.0 | 30.84 | 30.40 | Horizontal | Vertical | Pass |
| 5171.812 | -41.91 | 22.24 | -13.0 | 28.91 | 9.80 | Horizontal | Vertical | Pass |
| 6804.938 | -47.54 | 25.23 | -13.0 | 34.54 | 335.70 | Horizontal | Vertical | Pass |
| 13110.688 | -34.27 | 42.14 | -13.0 | 21.27 | 171.30 | Horizontal | Vertical | Pass |

RSE Test case_FCC PART22&24&27_FCC PART 27_1700_WCDMA B4<E B4

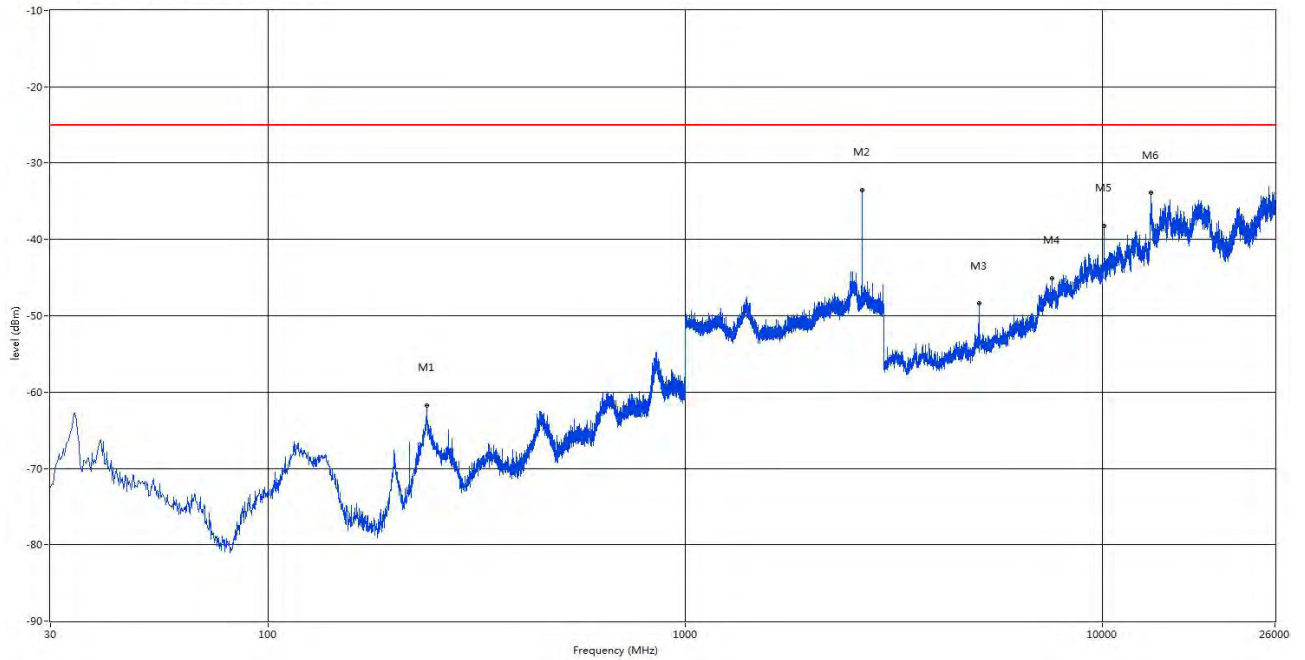


| Frequency (MHz) | Result (dBm) | Factor (dB) | PK Limit (dBm) | Margin (dB) | Table (o) | ANT | EUT | Verdict |
|-----------------|--------------|-------------|----------------|-------------|-----------|----------|----------|---------|
| 217.938 | -60.27 | -6.17 | -13.0 | 47.27 | 19.20 | Vertical | Vertical | Pass |
| 2135.500 | -33.56 | 9.86 | -13.0 | 20.56 | 118.20 | Vertical | Vertical | N/A |
| 3446.063 | -41.37 | 17.47 | -13.0 | 28.37 | 163.00 | Vertical | Vertical | Pass |
| 5169.375 | -47.17 | 22.23 | -13.0 | 34.17 | 122.30 | Vertical | Vertical | Pass |
| 9364.312 | -42.17 | 34.28 | -13.0 | 29.17 | 360.00 | Vertical | Vertical | Pass |
| 13105.250 | -34.22 | 42.35 | -13.0 | 21.22 | 296.30 | Vertical | Vertical | Pass |

BAND 7

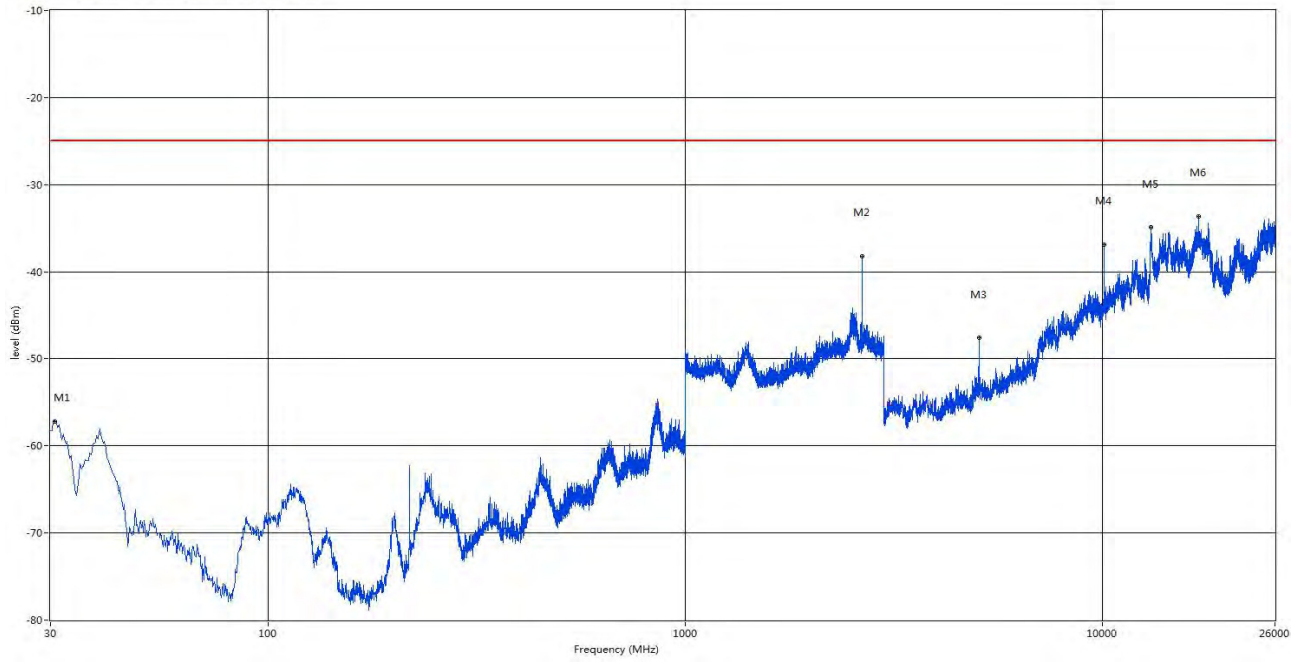
3.13 5 MHz CH21100

RSE Test case_FCC PART22&24&27_FCC PART 27_2535_LTE B7



| Frequency (MHz) | Result (dBm) | Factor (dB) | PK Limit (dBm) | Margin (dB) | Table (o) | ANT | EUT | Verdict |
|-----------------|--------------|-------------|----------------|-------------|-----------|------------|----------|---------|
| 239.762 | -61.73 | 3.24 | -25.0 | 36.73 | 224.00 | Horizontal | Vertical | Pass |
| 2653.500 | -33.56 | 13.49 | -25.0 | 8.56 | 272.60 | Horizontal | Vertical | N/A |
| 5064.563 | -48.41 | 21.87 | -25.0 | 23.41 | 14.70 | Horizontal | Vertical | Pass |
| 7599.563 | -45.13 | 28.80 | -25.0 | 20.13 | 260.40 | Horizontal | Vertical | Pass |
| 10132.125 | -38.27 | 34.66 | -25.0 | 13.27 | 0.70 | Horizontal | Vertical | Pass |
| 13103.438 | -33.82 | 42.42 | -25.0 | 8.82 | 4.40 | Horizontal | Vertical | Pass |

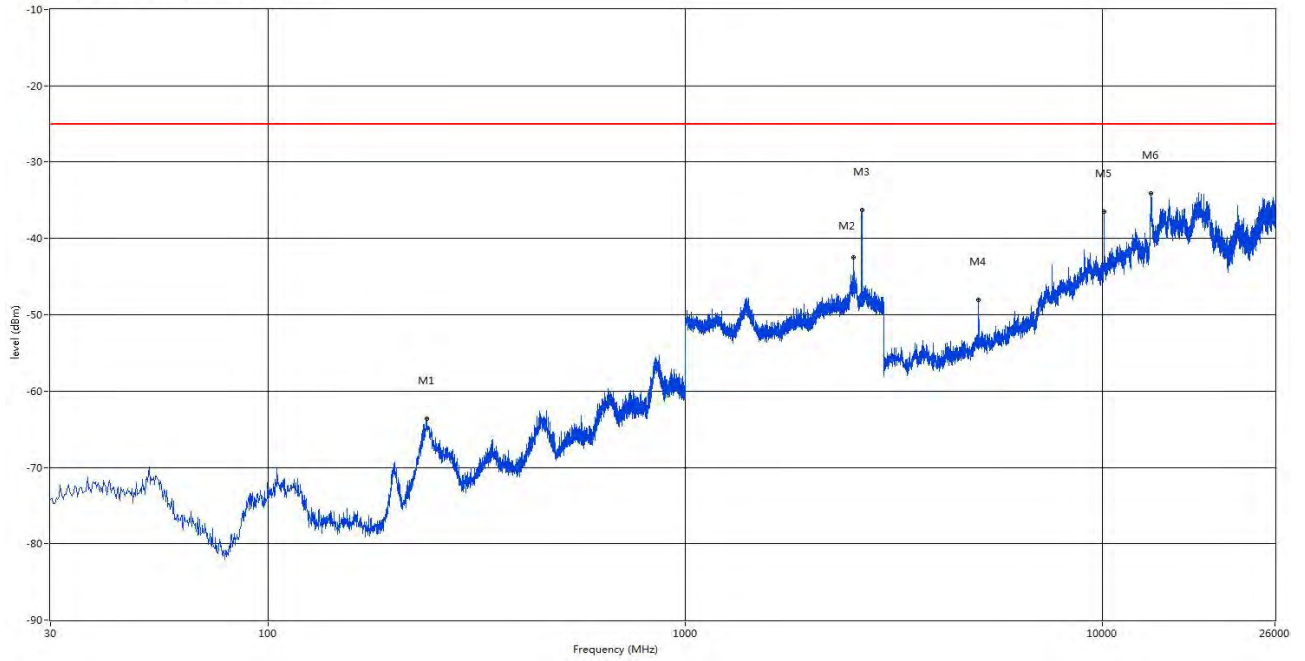
RSE Test case_FCC PART22&24&27_FCC PART 27_2535_LTE B7



| Frequency (MHz) | Result (dBm) | Factor (dB) | PK Limit (dBm) | Margin (dB) | Table (o) | ANT | EUT | Verdict |
|-----------------|--------------|-------------|----------------|-------------|-----------|----------|------------|---------|
| 30.727 | -57.25 | -7.27 | -25.0 | 32.25 | 294.50 | Vertical | Horizontal | Pass |
| 2654.500 | -38.21 | 13.52 | -25.0 | 13.21 | 1.00 | Vertical | Horizontal | N/A |
| 5067.000 | -47.60 | 21.87 | -25.0 | 22.60 | 250.10 | Vertical | Horizontal | Pass |
| 10132.125 | -36.86 | 34.66 | -25.0 | 11.86 | 162.60 | Vertical | Horizontal | Pass |
| 13114.313 | -34.92 | 42.00 | -25.0 | 9.92 | 125.30 | Vertical | Horizontal | Pass |
| 17060.125 | -33.68 | 39.43 | -25.0 | 8.68 | 1.10 | Vertical | Horizontal | Pass |

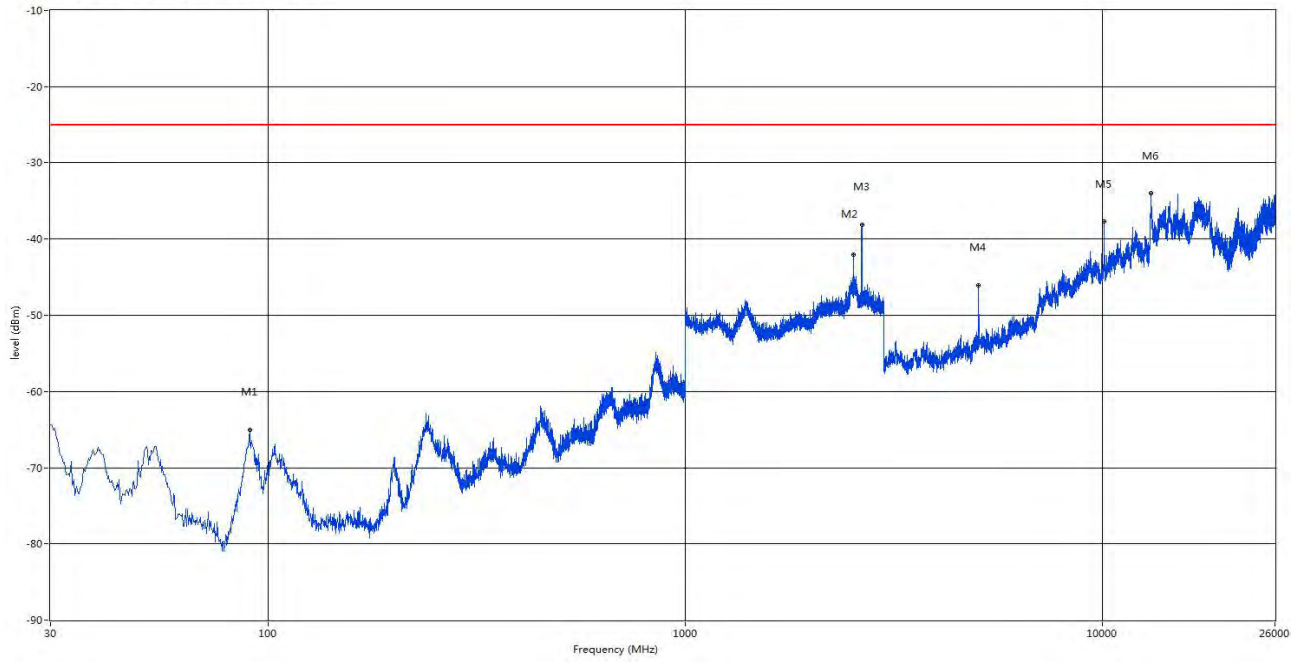
3.14 10 MHz CH21100

RSE Test case_FCC PART22&24&27_FCC PART 27_2535_LTE B7



| Frequency (MHz) | Result (dBm) | Factor (dB) | PK Limit (dBm) | Margin (dB) | Table (o) | ANT | EUT | Verdict |
|-----------------|--------------|-------------|----------------|-------------|-----------|------------|----------|---------|
| 239.762 | -63.60 | 3.24 | -25.0 | 38.60 | 38.80 | Horizontal | Vertical | Pass |
| 2530.500 | -42.49 | 15.25 | -25.0 | 17.49 | 309.40 | Horizontal | Vertical | N/A |
| 2655.500 | -36.32 | 13.57 | -25.0 | 11.32 | 164.20 | Horizontal | Vertical | N/A |
| 5062.125 | -48.07 | 21.88 | -25.0 | 23.07 | 359.70 | Horizontal | Vertical | Pass |
| 10122.375 | -36.48 | 34.47 | -25.0 | 11.48 | 355.70 | Horizontal | Vertical | Pass |
| 13112.500 | -34.06 | 42.07 | -25.0 | 9.06 | 356.10 | Horizontal | Vertical | Pass |

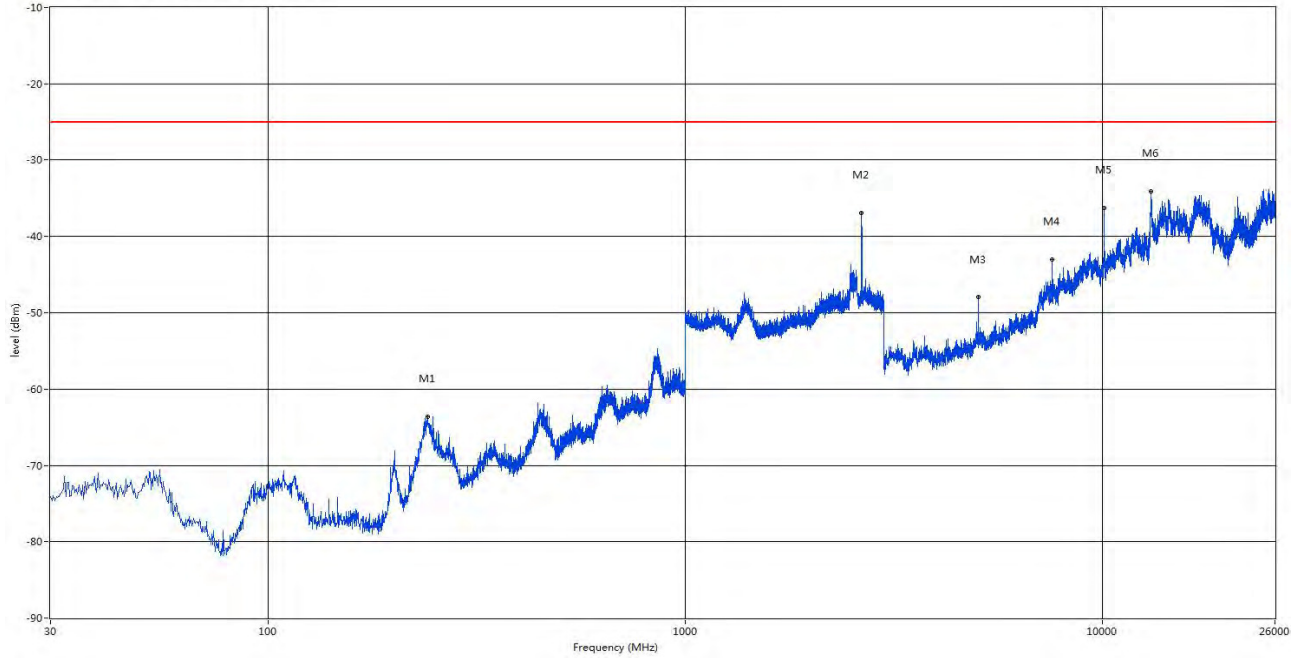
RSE Test case_FCC PART22&24&27_FCC PART 27_2535_LTE B7



| Frequency (MHz) | Result (dBm) | Factor (dB) | PK Limit (dBm) | Margin (dB) | Table (o) | ANT | EUT | Verdict |
|-----------------|--------------|-------------|----------------|-------------|-----------|----------|------------|---------|
| 90.140 | -65.01 | -9.15 | -25.0 | 40.01 | 334.90 | Vertical | Horizontal | Pass |
| 2530.500 | -42.05 | 15.25 | -25.0 | 17.05 | 0.10 | Vertical | Horizontal | N/A |
| 2657.500 | -38.12 | 13.65 | -25.0 | 13.12 | 0.40 | Vertical | Horizontal | N/A |
| 5062.125 | -46.02 | 21.88 | -25.0 | 21.02 | 252.60 | Vertical | Horizontal | Pass |
| 10122.375 | -37.73 | 34.47 | -25.0 | 12.73 | 168.30 | Vertical | Horizontal | Pass |
| 13125.188 | -34.03 | 41.58 | -25.0 | 9.03 | 15.90 | Vertical | Horizontal | Pass |

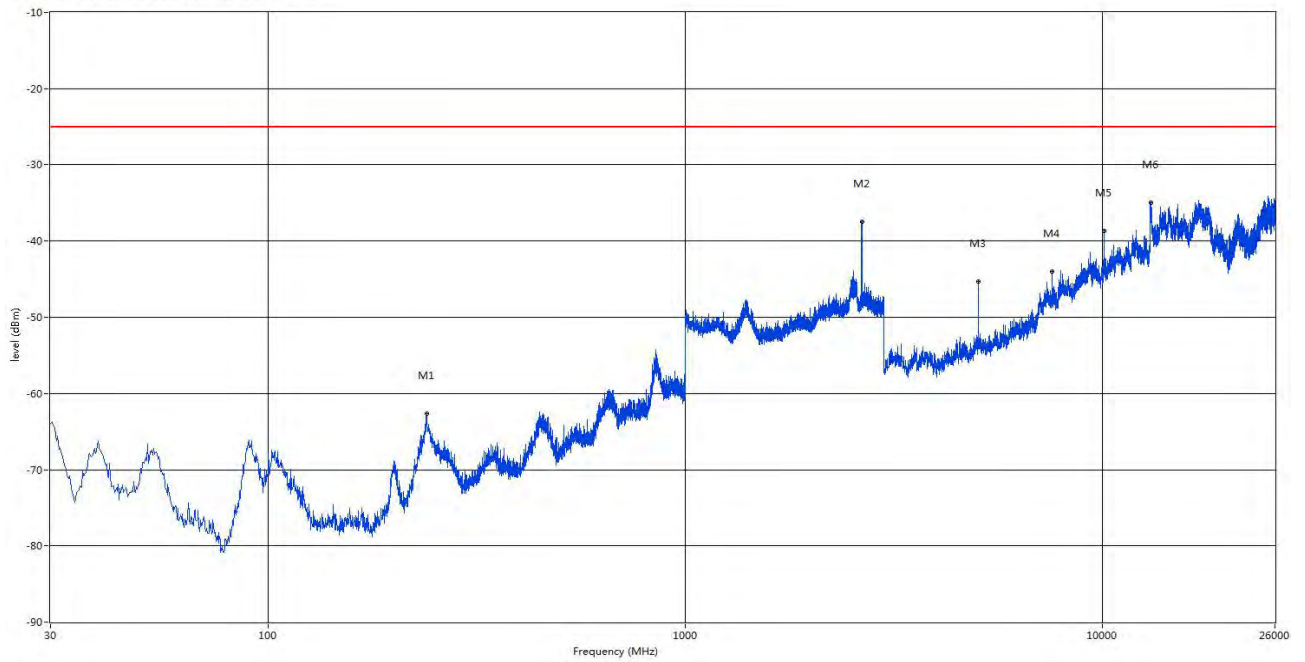
3.15 15 MHz CH21100

RSE Test case_FCC PART22&24&27_FCC PART 27_2535_LTE B7



| Frequency (MHz) | Result (dBm) | Factor (dB) | PK Limit (dBm) | Margin (dB) | Table (o) | ANT | EUT | Verdict |
|-----------------|--------------|-------------|----------------|-------------|-----------|------------|----------|---------|
| 241.218 | -63.62 | 2.97 | -25.0 | 38.62 | 5.20 | Horizontal | Vertical | Pass |
| 2650.500 | -36.89 | 13.43 | -25.0 | 11.89 | 270.50 | Horizontal | Vertical | N/A |
| 5057.250 | -47.97 | 21.94 | -25.0 | 22.97 | 54.60 | Horizontal | Vertical | Pass |
| 7584.937 | -43.04 | 29.13 | -25.0 | 18.04 | 278.20 | Horizontal | Vertical | Pass |
| 10112.625 | -36.27 | 34.28 | -25.0 | 11.27 | 360.10 | Horizontal | Vertical | Pass |
| 13090.750 | -34.09 | 41.96 | -25.0 | 9.09 | 85.50 | Horizontal | Vertical | Pass |

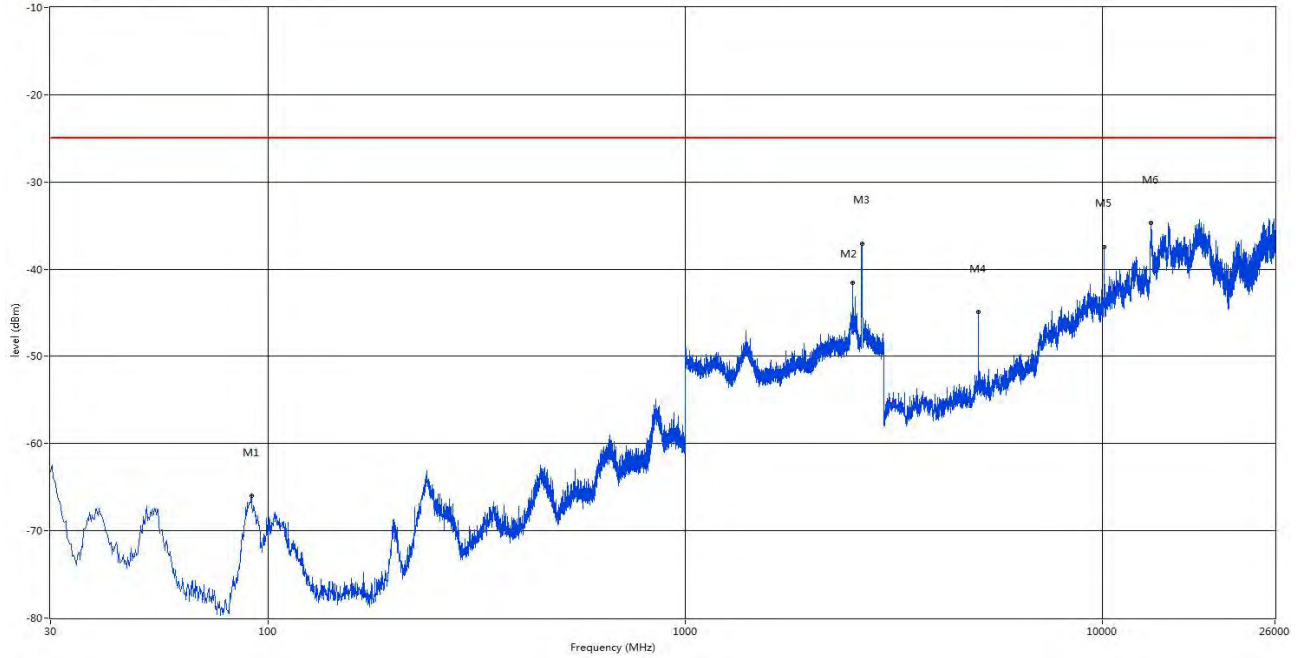
RSE Test case_FCC PART22&24&27_FCC PART 27_2535_LTE B7



| Frequency (MHz) | Result (dBm) | Factor (dB) | PK Limit (dBm) | Margin (dB) | Table (o) | ANT | EUT | Verdict |
|-----------------|--------------|-------------|----------------|-------------|-----------|----------|------------|---------|
| 239.520 | -62.65 | 3.14 | -25.0 | 37.65 | 31.10 | Vertical | Horizontal | Pass |
| 2656.000 | -37.50 | 13.60 | -25.0 | 12.50 | 145.90 | Vertical | Horizontal | N/A |
| 5057.250 | -45.36 | 21.94 | -25.0 | 20.36 | 249.80 | Vertical | Horizontal | Pass |
| 7584.937 | -44.02 | 29.13 | -25.0 | 19.02 | 232.70 | Vertical | Horizontal | Pass |
| 10112.625 | -38.62 | 34.28 | -25.0 | 13.62 | 82.20 | Vertical | Horizontal | Pass |
| 13112.500 | -34.91 | 42.07 | -25.0 | 9.91 | 151.50 | Vertical | Horizontal | Pass |

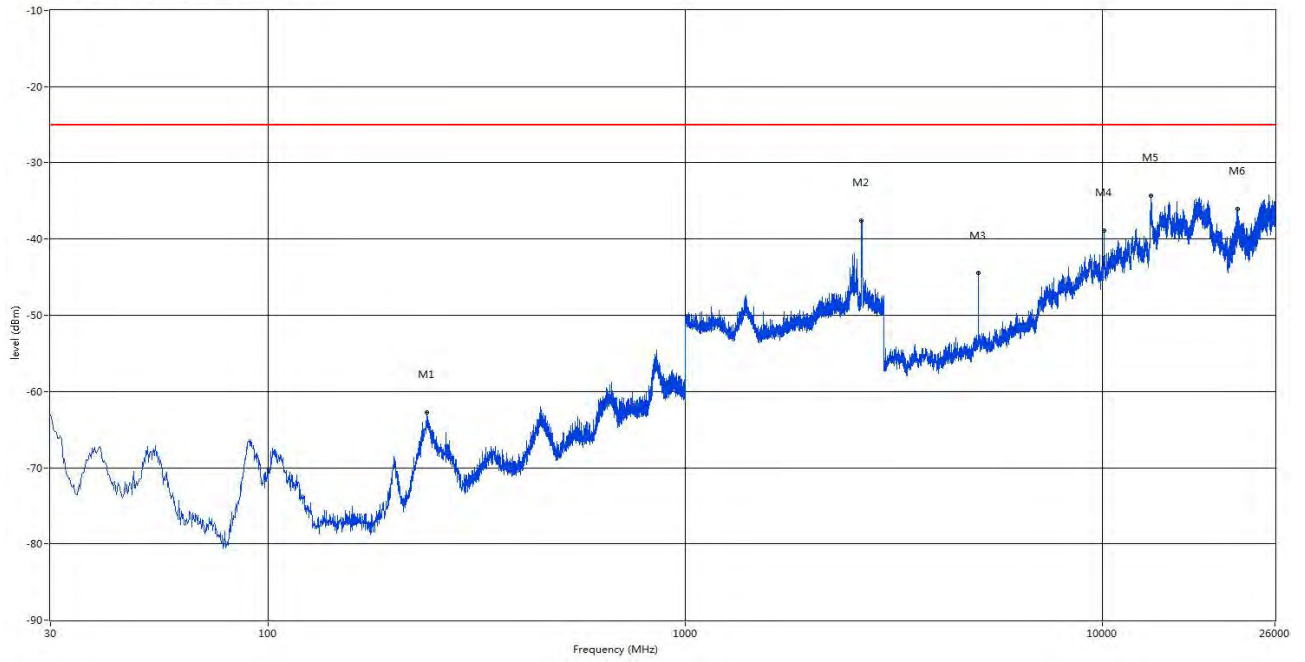
3.16 20 MHz CH21100

RSE Test case_FCC PART22&24&27_FCC PART 27_2535_LTE B7



| Frequency (MHz) | Result (dBm) | Factor (dB) | PK Limit (dBm) | Margin (dB) | Table (o) | ANT | EUT | Verdict |
|-----------------|--------------|-------------|----------------|-------------|-----------|------------|----------|---------|
| 91.110 | -65.94 | -8.69 | -25.0 | 40.94 | 359.60 | Horizontal | Vertical | Pass |
| 2526.000 | -42.44 | 15.24 | -25.0 | 17.44 | 0.50 | Horizontal | Vertical | N/A |
| 2659.000 | -37.05 | 13.69 | -25.0 | 12.05 | 1.20 | Horizontal | Vertical | N/A |
| 5052.375 | -44.90 | 21.95 | -25.0 | 19.90 | 283.00 | Horizontal | Vertical | Pass |
| 10105.312 | -37.43 | 34.14 | -25.0 | 12.43 | 179.40 | Horizontal | Vertical | Pass |
| 13099.813 | -34.69 | 42.54 | -25.0 | 9.69 | 220.40 | Horizontal | Vertical | Pass |

RSE Test case_FCC PART22&24&27_FCC PART 27_2535_LTE B7



| Frequency (MHz) | Result (dBm) | Factor (dB) | PK Limit (dBm) | Margin (dB) | Table (o) | ANT | EUT | Verdict |
|-----------------|--------------|-------------|----------------|-------------|-----------|----------|------------|---------|
| 240.490 | -62.71 | 3.19 | -25.0 | 37.71 | 357.20 | Vertical | Horizontal | Pass |
| 2649.500 | -37.54 | 13.41 | -25.0 | 12.54 | 197.00 | Vertical | Horizontal | N/A |
| 5052.375 | -44.49 | 21.95 | -25.0 | 19.49 | 245.30 | Vertical | Horizontal | Pass |
| 10105.312 | -38.88 | 34.14 | -25.0 | 13.88 | 224.30 | Vertical | Horizontal | Pass |
| 13101.625 | -34.32 | 42.49 | -25.0 | 9.32 | 153.90 | Vertical | Horizontal | Pass |
| 21209.000 | -36.08 | 33.94 | -25.0 | 11.08 | 360.00 | Vertical | Horizontal | Pass |

END