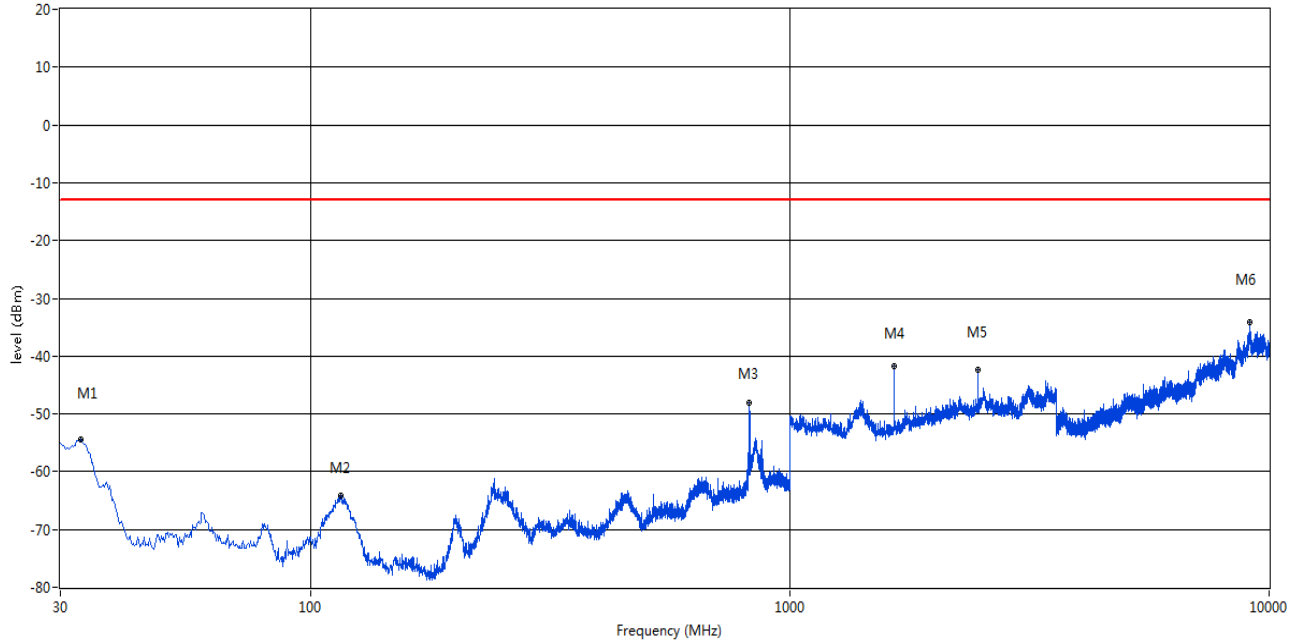


A.7 Field Strength of Spurious Radiation

GSM

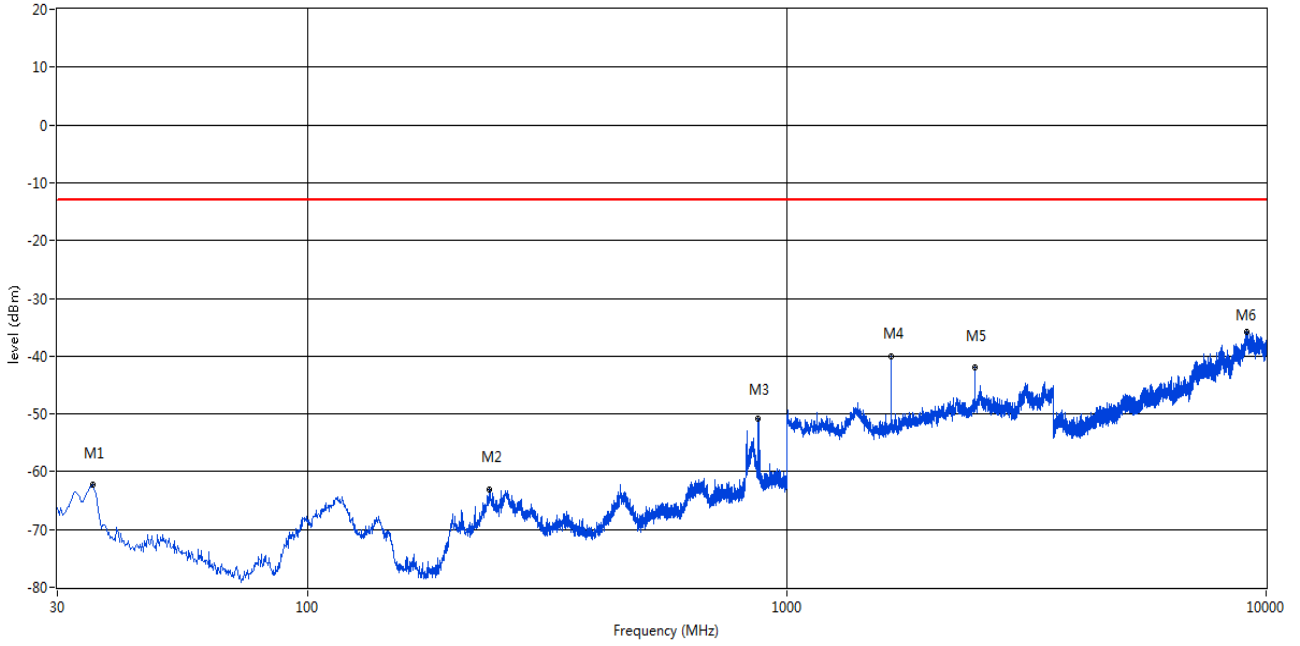
1.1. GSM 850 CH128

RSE Test case_FCC PART22&24&27_FCC PART 22



Frequency (MHz)	Result (dBm)	Factor (dB)	PK Limit (dBm)	Margin (dB)	Table (o)	ANT	EUT	Verdict
33.153	-54.42	-6.42	-13.0	41.42	295.10	Vertical	Vertical	Pass
115.603	-64.20	-5.19	-13.0	51.20	120.10	Vertical	Vertical	Pass
821.278	-48.01	8.69	-13.0	35.01	91.30	Vertical	Vertical	N/A
1648.050	-41.71	10.31	-13.0	28.71	309.70	Vertical	Vertical	Pass
2472.250	-42.47	14.37	-13.0	29.47	317.70	Vertical	Vertical	Pass
9122.000	-34.10	35.15	-13.0	21.10	281.30	Vertical	Vertical	Pass

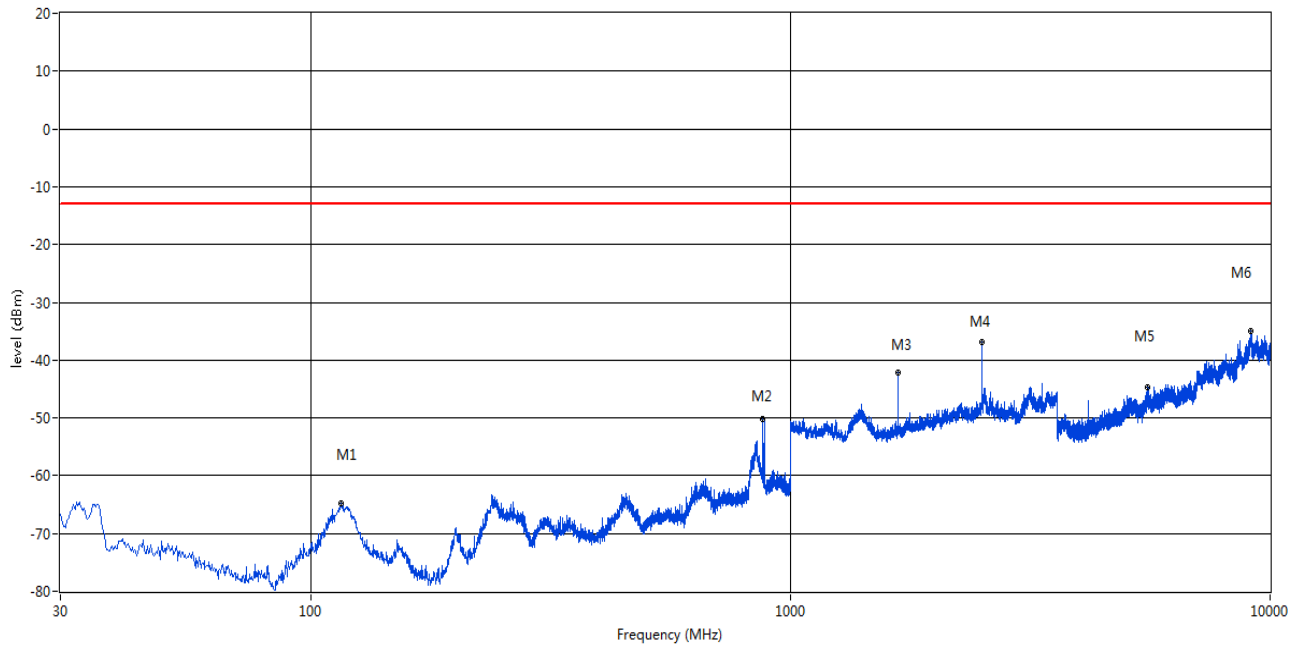
RSE Test case_FCC PART22&24&27_FCC PART 22



Frequency (MHz)	Result (dBm)	Factor (dB)	PK Limit (dBm)	Margin (dB)	Table (o)	ANT	EUT	Verdict
35.578	-62.31	-5.70	-13.0	49.31	262.20	Horizontal	Vertical	Pass
239.520	-63.06	2.71	-13.0	50.06	173.00	Horizontal	Vertical	Pass
869.292	-50.76	9.00	-13.0	37.76	178.80	Horizontal	Vertical	N/A
1648.050	-40.10	10.31	-13.0	27.10	142.00	Horizontal	Vertical	Pass
2472.250	-42.01	14.37	-13.0	29.01	85.80	Horizontal	Vertical	Pass
9108.000	-35.79	35.35	-13.0	22.79	221.20	Horizontal	Vertical	Pass

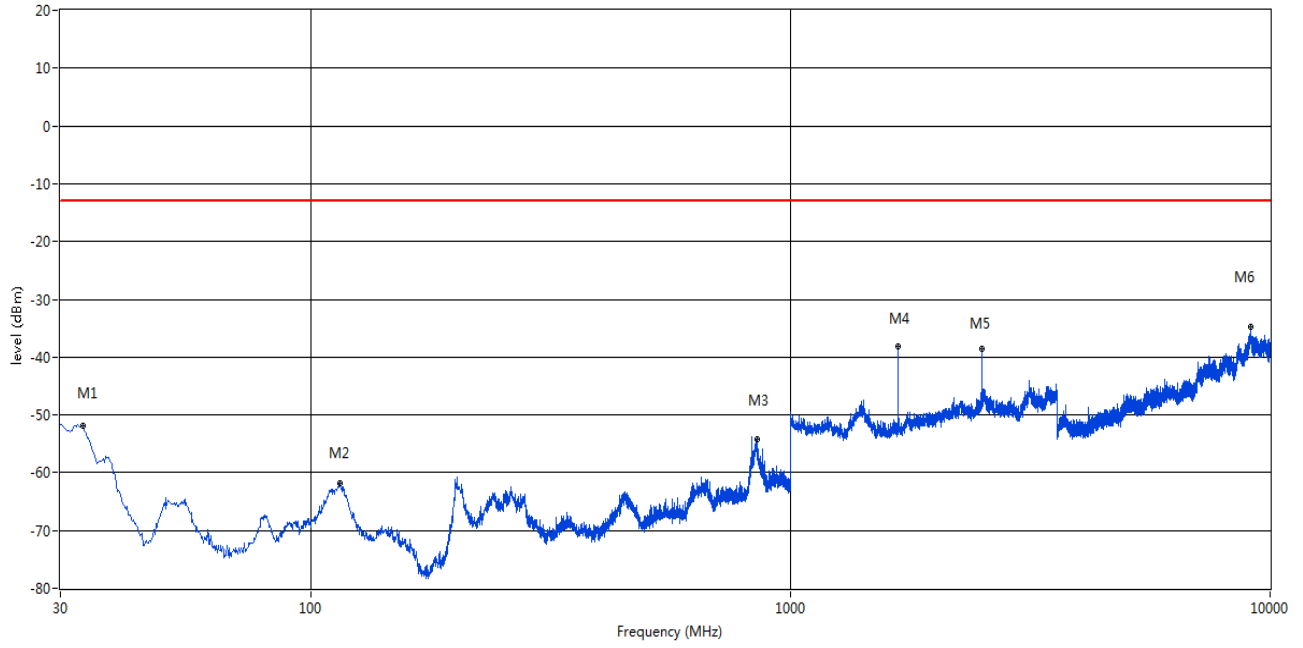
1.2. GSM 850 CH190

RSE Test case_FCC PART22&24&27_FCC PART 22



Frequency (MHz)	Result (dBm)	Factor (dB)	PK Limit (dBm)	Margin (dB)	Table (o)	ANT	EUT	Verdict
115.360	-64.71	-5.03	-13.0	51.71	36.70	Horizontal	Vertical	Pass
876.082	-50.10	8.15	-13.0	37.10	185.00	Horizontal	Vertical	N/A
1673.400	-42.24	9.98	-13.0	29.24	279.70	Horizontal	Vertical	Pass
2509.950	-36.93	15.22	-13.0	23.93	118.50	Horizontal	Vertical	Pass
5538.000	-44.70	23.71	-13.0	31.70	348.30	Horizontal	Vertical	Pass
9111.000	-34.96	35.40	-13.0	21.96	292.10	Horizontal	Vertical	Pass

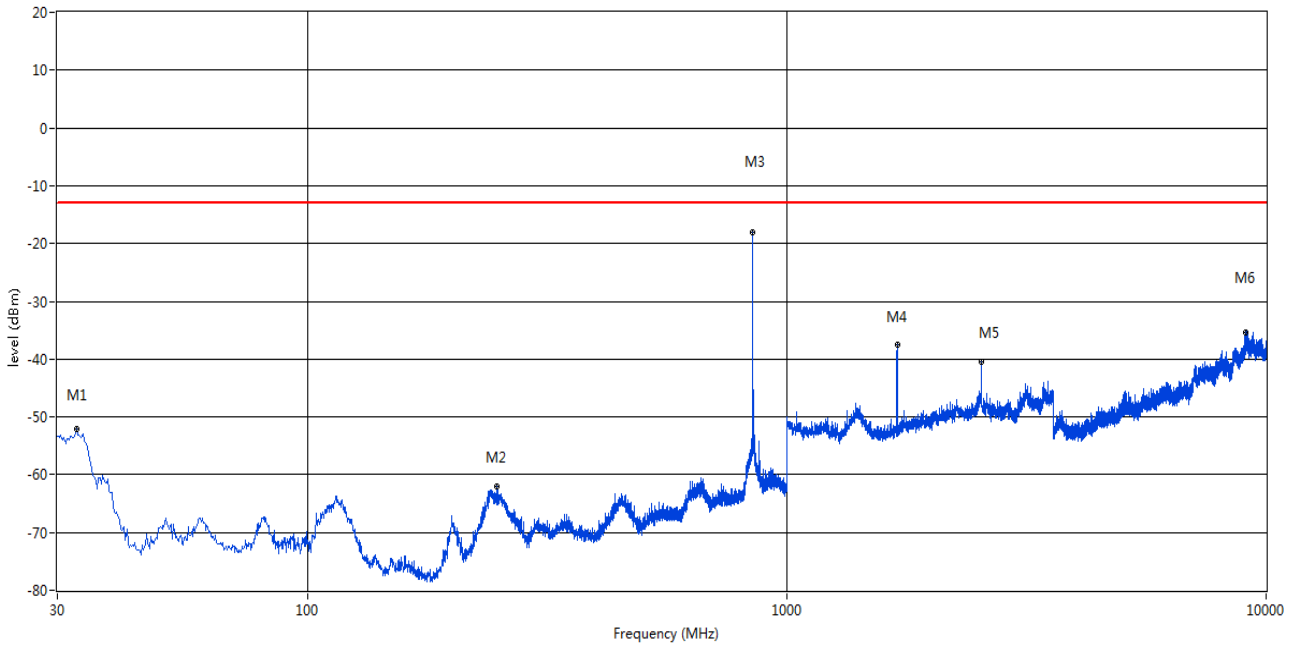
RSE Test case_FCC PART22&24&27_FCC PART 22



Frequency (MHz)	Result (dBm)	Factor (dB)	PK Limit (dBm)	Margin (dB)	Table (o)	ANT	EUT	Verdict
33.395	-51.92	-6.35	-13.0	38.92	261.60	Vertical	Horizontal	Pass
114.632	-61.76	-4.85	-13.0	48.76	134.60	Vertical	Horizontal	Pass
851.105	-54.18	12.89	-13.0	41.18	360.00	Vertical	Horizontal	Pass
1672.750	-38.23	9.85	-13.0	25.23	90.20	Vertical	Horizontal	Pass
2509.300	-38.67	15.25	-13.0	25.67	113.00	Vertical	Horizontal	Pass
9112.001	-34.84	35.40	-13.0	21.84	282.10	Vertical	Horizontal	Pass

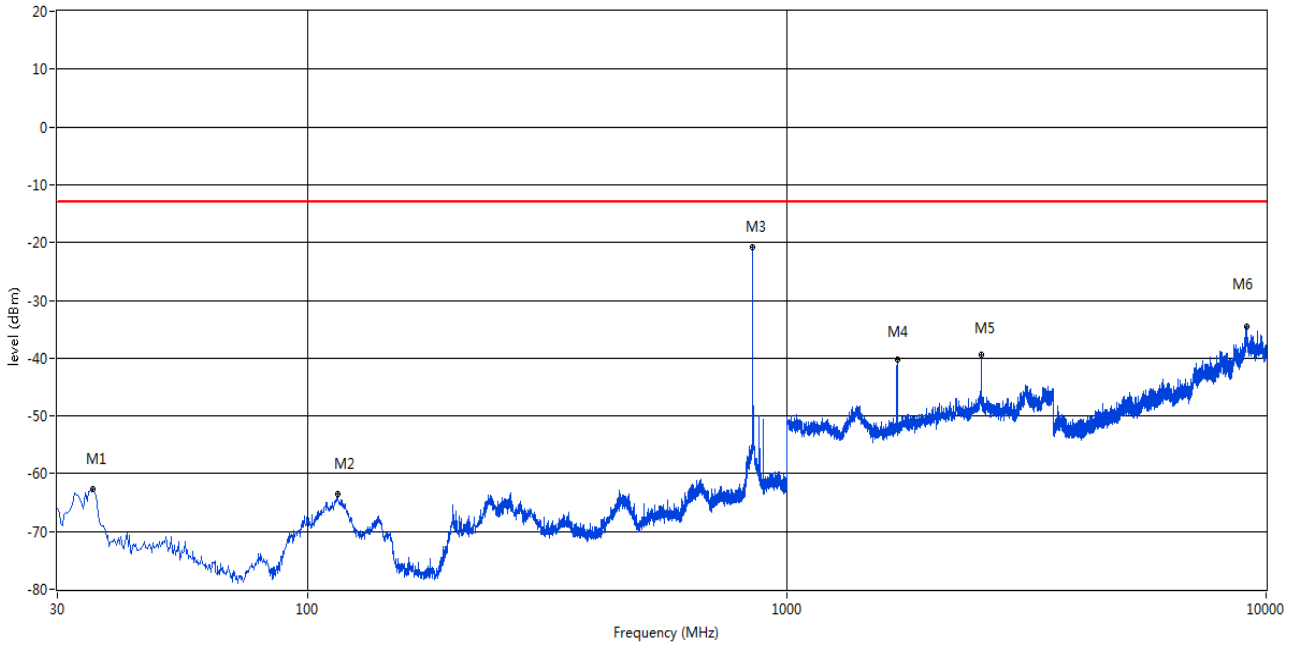
1.3. GSM 850 CH251

RSE Test case_FCC PART22&24&27_FCC PART 22



Frequency (MHz)	Result (dBm)	Factor (dB)	PK Limit (dBm)	Margin (dB)	Table (o)	ANT	EUT	Verdict
32.910	-52.12	-6.52	-13.0	39.12	293.80	Vertical	Vertical	Pass
248.250	-62.10	0.49	-13.0	49.10	165.30	Vertical	Vertical	Pass
848.680	-18.16	12.84	-13.0	5.16	80.90	Vertical	Vertical	N/A
1697.450	-37.43	10.23	-13.0	24.43	124.90	Vertical	Vertical	Pass
2546.350	-40.41	16.26	-13.0	27.41	327.20	Vertical	Vertical	Pass
9087.000	-35.39	34.99	-13.0	22.39	91.00	Vertical	Vertical	Pass

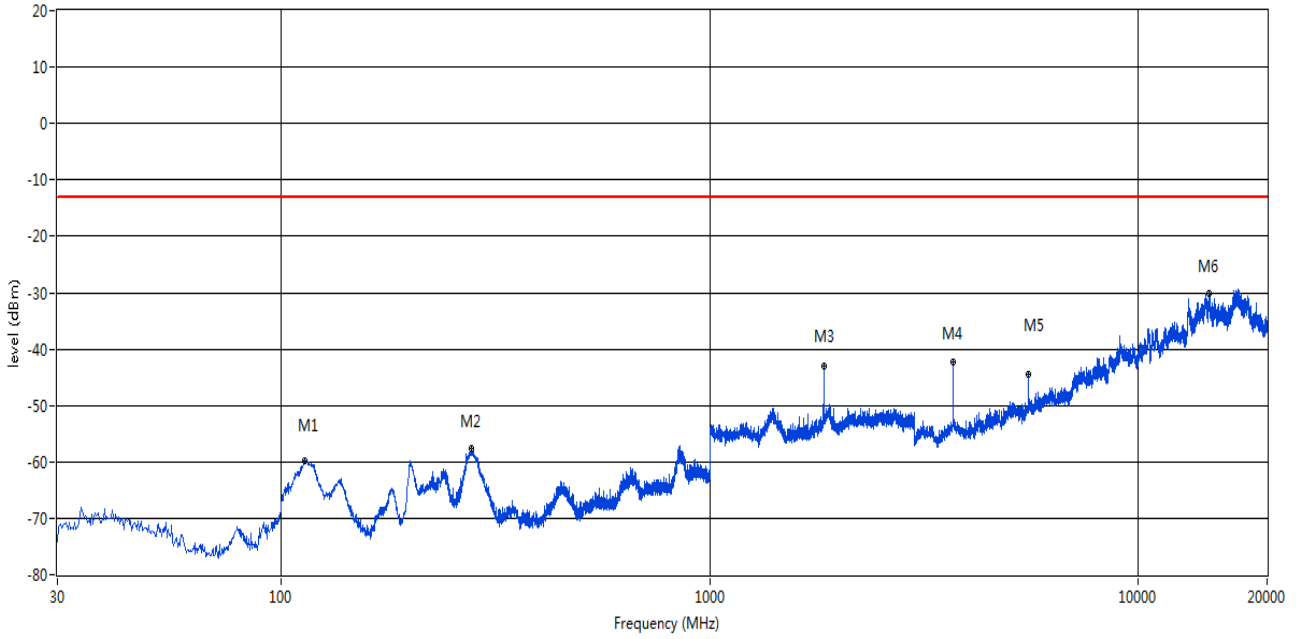
RSE Test case_FCC PART22&24&27_FCC PART 22



Frequency (MHz)	Result (dBm)	Factor (dB)	PK Limit (dBm)	Margin (dB)	Table (o)	ANT	EUT	Verdict
35.578	-62.60	-5.70	-13.0	49.60	292.20	Horizontal	Vertical	Pass
115.360	-63.51	-5.03	-13.0	50.51	13.20	Horizontal	Vertical	Pass
848.680	-20.74	12.84	-13.0	7.74	145.60	Horizontal	Vertical	N/A
1697.450	-40.26	10.23	-13.0	27.26	106.20	Horizontal	Vertical	Pass
2546.350	-39.47	16.26	-13.0	26.47	83.70	Horizontal	Vertical	Pass
9125.000	-34.52	35.07	-13.0	21.52	342.50	Horizontal	Vertical	Pass

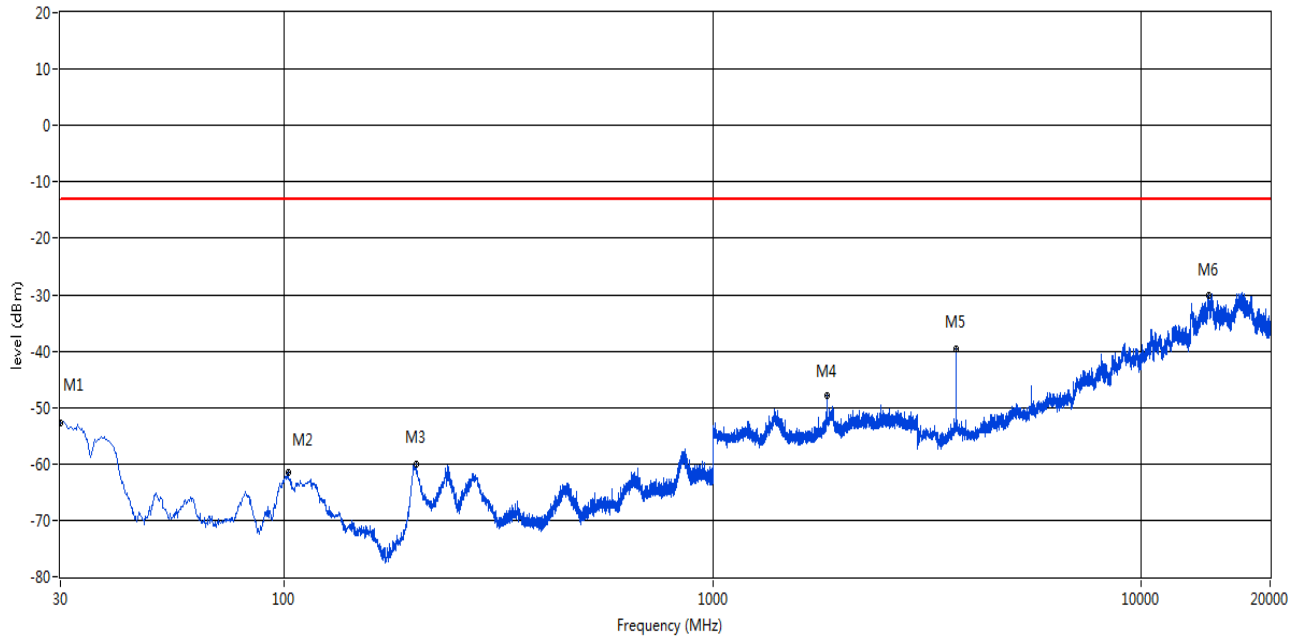
1.4.GSM 1900 CH512

RSE Test case_FCC PART22&24&27_FCC PART 24



Frequency (MHz)	Result (dBm)	Factor (dB)	PK Limit (dBm)	Margin (dB)	Table (o)	ANT	EUT	Verdict
113.177	-59.90	-5.14	-13.0	46.90	160.90	Horizontal	Horizontal	Pass
277.350	-57.72	-2.40	-13.0	44.72	206.50	Horizontal	Horizontal	Pass
1850.000	-43.08	10.52	-13.0	30.08	61.80	Horizontal	Horizontal	N/A
3699.562	-42.28	19.75	-13.0	29.28	186.00	Horizontal	Horizontal	Pass
5549.625	-44.52	23.53	-13.0	31.52	270.70	Horizontal	Horizontal	Pass
14649.500	-30.21	41.79	-13.0	17.21	293.10	Horizontal	Horizontal	Pass

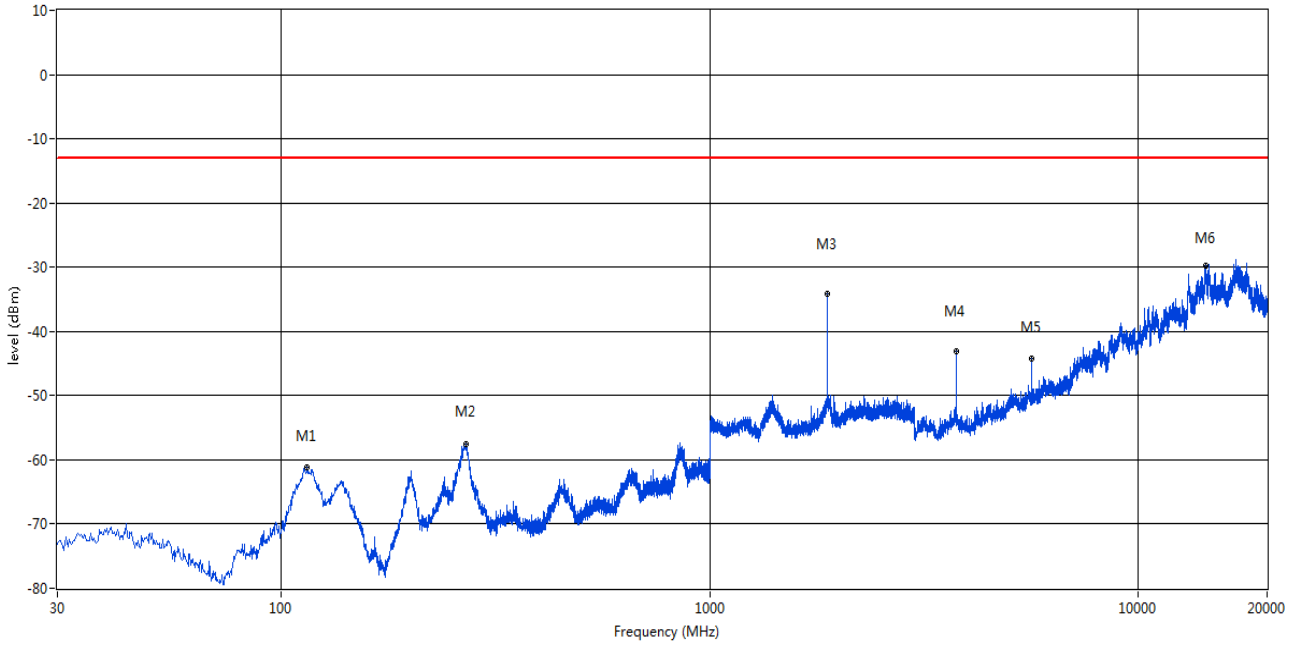
RSE Test case_FCC PART22&24&27_FCC PART 24



Frequency (MHz)	Result (dBm)	Factor (dB)	PK Limit (dBm)	Margin (dB)	Table (o)	ANT	EUT	Verdict
30.000	-52.81	-7.40	-13.0	39.81	268.30	Vertical	Vertical	Pass
102.022	-61.53	-6.23	-13.0	48.53	24.60	Vertical	Vertical	Pass
202.660	-60.01	-4.34	-13.0	47.01	229.80	Vertical	Vertical	Pass
1850.000	-47.81	10.52	-13.0	34.81	238.30	Vertical	Vertical	N/A
3699.562	-39.65	19.75	-13.0	26.65	273.90	Vertical	Vertical	Pass
14403.000	-30.16	41.33	-13.0	17.16	359.30	Vertical	Vertical	Pass

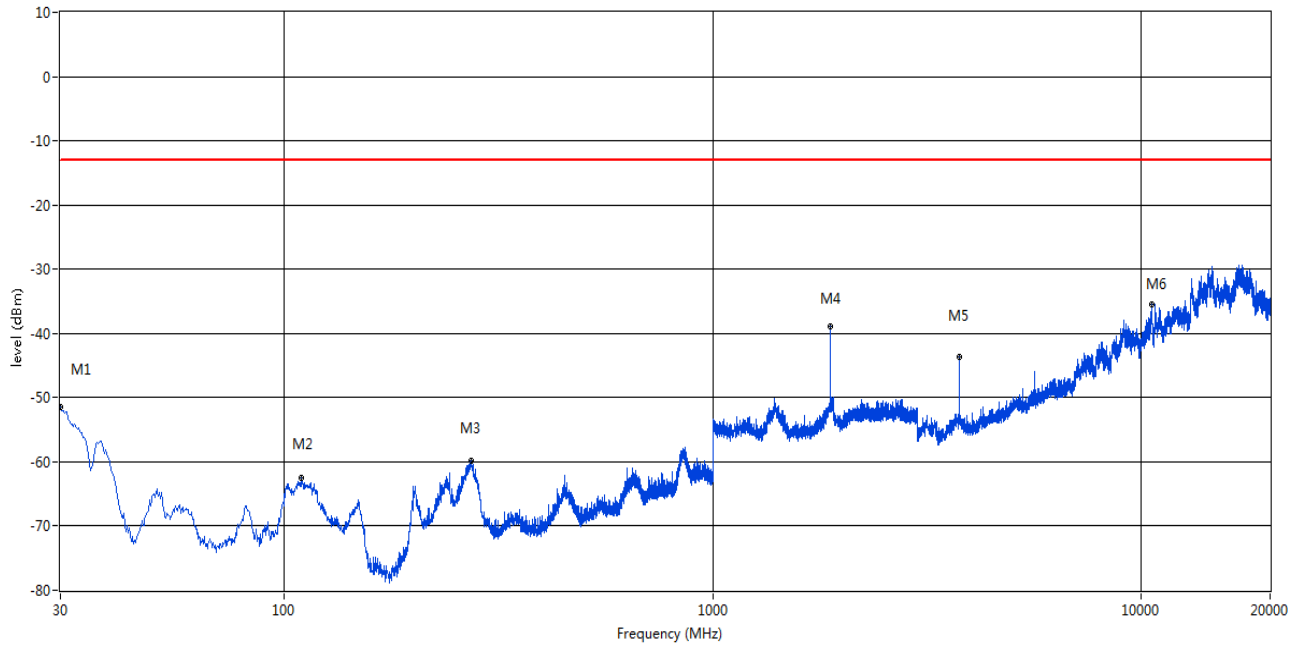
1.5.GSM 1900 CH661

RSE Test case_FCC PART22&24&27_FCC PART 24



Frequency (MHz)	Result (dBm)	Factor (dB)	PK Limit (dBm)	Margin (dB)	Table (o)	ANT	EUT	Verdict
114.875	-61.21	-4.93	-13.0	48.21	181.60	Horizontal	Horizontal	Pass
270.075	-57.46	-1.29	-13.0	44.46	178.60	Horizontal	Horizontal	Pass
1880.000	-34.24	11.04	-13.0	21.24	51.60	Horizontal	Horizontal	N/A
3760.500	-43.12	19.85	-13.0	30.12	175.90	Horizontal	Horizontal	Pass
5639.813	-44.31	23.01	-13.0	31.31	266.40	Horizontal	Horizontal	Pass
14393.938	-29.74	41.50	-13.0	16.74	51.80	Horizontal	Horizontal	Pass

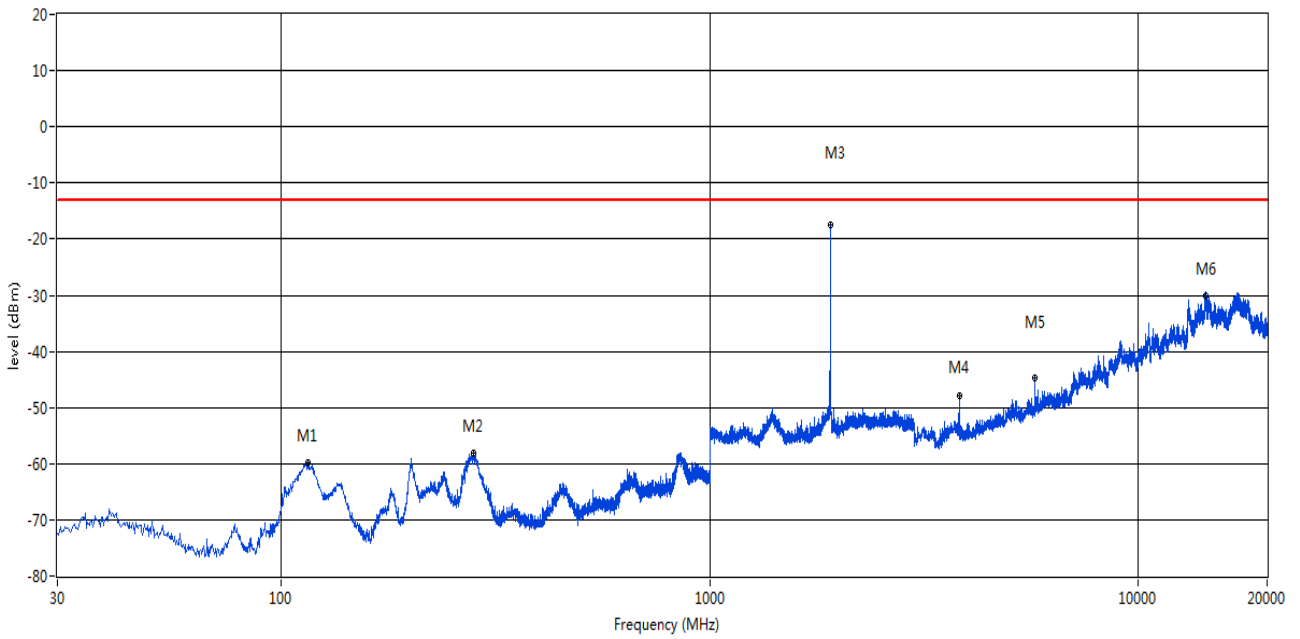
RSE Test case_FCC PART22&24&27_FCC PART 24



Frequency (MHz)	Result (dBm)	Factor (dB)	PK Limit (dBm)	Margin (dB)	Table (o)	ANT	EUT	Verdict
30.000	-51.43	-7.40	-13.0	38.43	311.10	Vertical	Vertical	Pass
109.783	-62.42	-5.70	-13.0	49.42	147.90	Vertical	Vertical	Pass
273.228	-59.77	-1.66	-13.0	46.77	85.20	Vertical	Vertical	Pass
1880.000	-38.91	11.04	-13.0	25.91	262.20	Vertical	Vertical	N/A
3760.500	-43.67	19.85	-13.0	30.67	277.20	Vertical	Vertical	Pass
10566.000	-35.44	37.15	-13.0	22.44	213.20	Vertical	Vertical	Pass

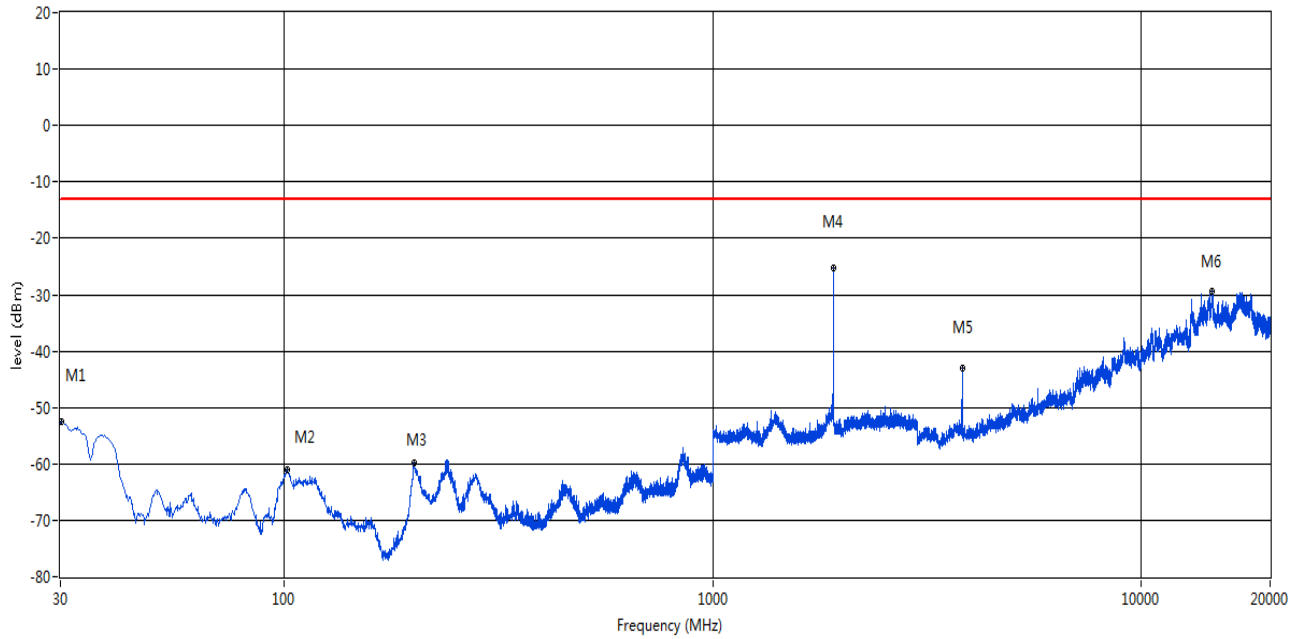
1.6.GSM 1900 CH810

RSE Test case_FCC PART22&24&27_FCC PART 24



Frequency (MHz)	Result (dBm)	Factor (dB)	PK Limit (dBm)	Margin (dB)	Table (o)	ANT	EUT	Verdict
115.360	-59.83	-5.12	-13.0	46.83	168.80	Horizontal	Horizontal	Pass
281.230	-58.18	-3.22	-13.0	45.18	197.50	Horizontal	Horizontal	Pass
1909.500	-17.39	11.50	-13.0	4.39	56.20	Horizontal	Horizontal	N/A
3819.000	-47.87	19.63	-13.0	34.87	99.00	Horizontal	Horizontal	Pass
5730.000	-44.63	23.02	-13.0	31.63	279.80	Horizontal	Horizontal	Pass
14377.625	-30.14	41.80	-13.0	17.14	354.80	Horizontal	Horizontal	Pass

RSE Test case_FCC PART22&24&27_FCC PART 24

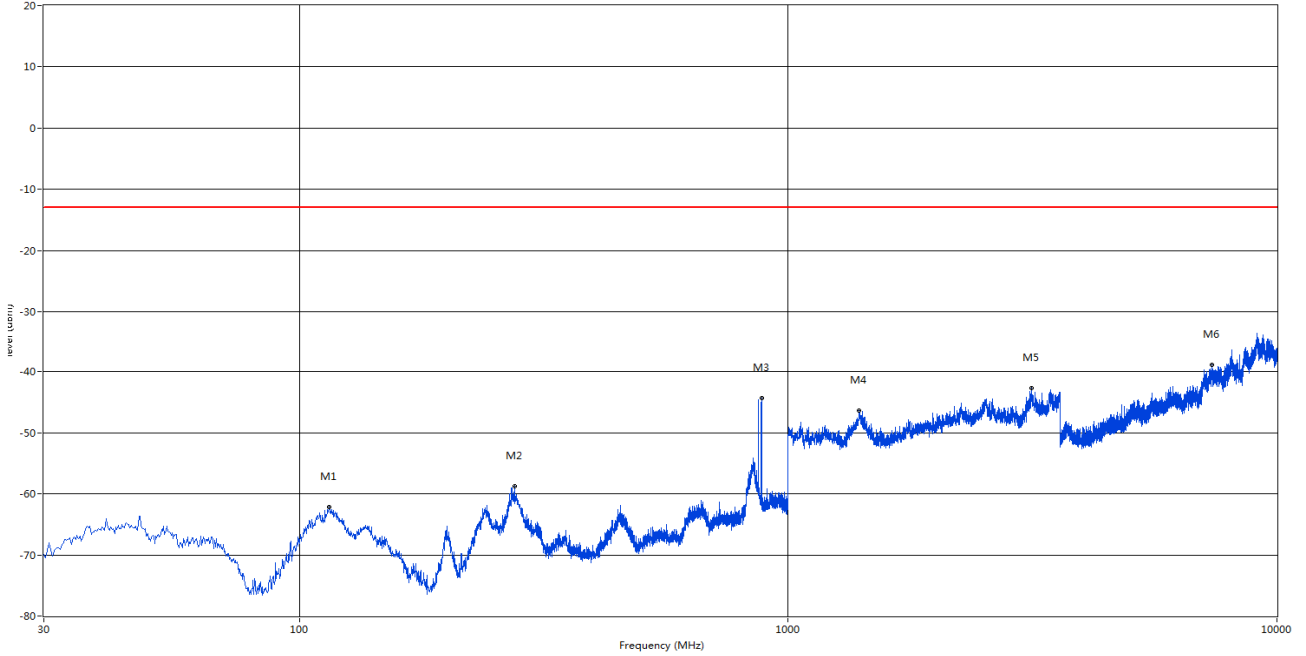


Frequency (MHz)	Result (dBm)	Factor (dB)	PK Limit (dBm)	Margin (dB)	Table (o)	ANT	EUT	Verdict
30.242	-52.61	-7.35	-13.0	39.61	358.30	Vertical	Vertical	Pass
101.780	-61.06	-6.19	-13.0	48.06	42.60	Vertical	Vertical	Pass
201.205	-59.88	-3.43	-13.0	46.88	269.60	Vertical	Vertical	Pass
1909.500	-25.16	11.50	-13.0	12.16	235.80	Vertical	Vertical	N/A
3819.000	-43.13	19.63	-13.0	30.13	314.00	Vertical	Vertical	Pass
14654.937	-29.33	41.70	-13.0	16.33	119.60	Vertical	Vertical	Pass

EGPRS

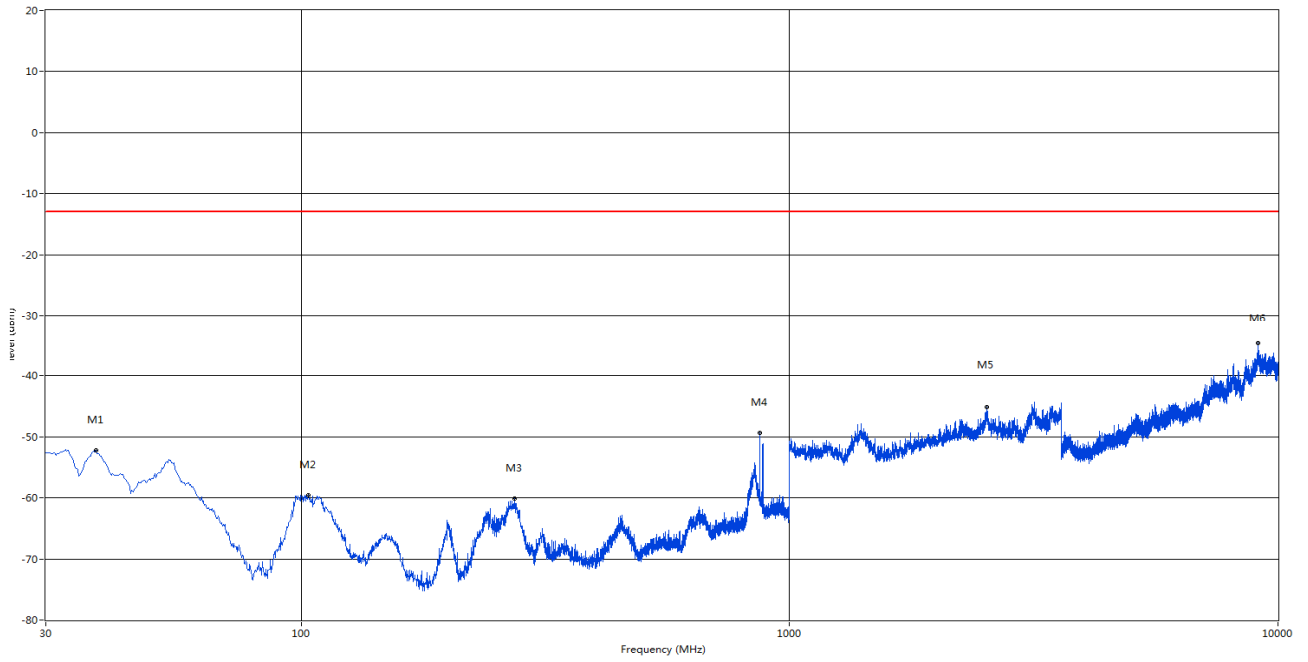
1.7. EGPRS850 CH128

RSE Test case_FCC PART22&24&27_FCC PART 22



Frequency (MHz)	Result (dBm)	Factor (dB)	PK Limit (dBm)	Margin (dB)	Table (o)	ANT	EUT	Verdict
115.118	-62.21	-4.88	-13.0	49.21	235.60	Horizontal	Vertical	Pass
275.410	-58.70	-1.89	-13.0	45.70	85.50	Horizontal	Vertical	Pass
881.660	-44.32	7.55	-13.0	31.32	203.50	Horizontal	Vertical	N/A
1398.450	-46.30	12.72	-13.0	33.30	280.40	Horizontal	Vertical	Pass
3148.900	-42.72	17.71	-13.0	29.72	103.80	Horizontal	Vertical	Pass
7376.000	-39.17	29.59	-13.0	26.17	336.30	Horizontal	Vertical	Pass

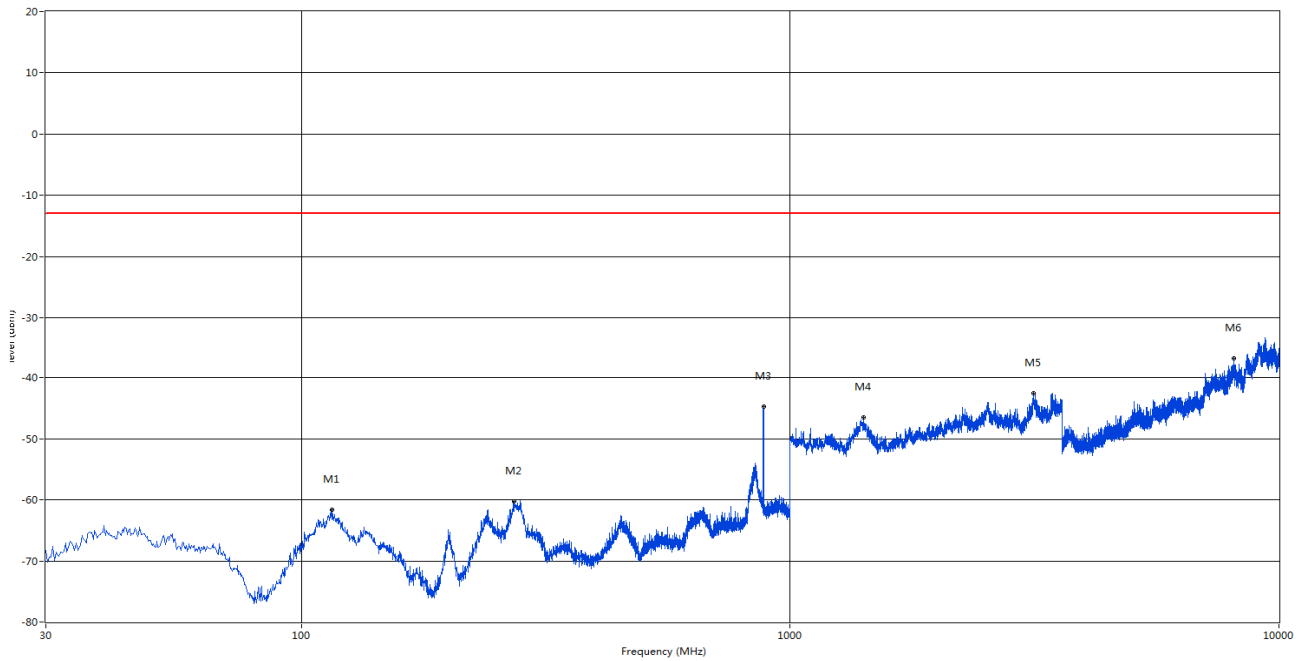
RSE Test case_FCC PART22&24&27_FCC PART 22



Frequency (MHz)	Result (dBm)	Factor (dB)	PK Limit (dBm)	Margin (dB)	Table (o)	ANT	EUT	Verdict
38.002	-52.21	-5.32	-13.0	39.21	290.30	Vertical	Vertical	Pass
103.235	-59.57	-6.32	-13.0	46.57	193.00	Vertical	Vertical	Pass
272.985	-60.13	-1.57	-13.0	47.13	140.30	Vertical	Vertical	Pass
869.292	-49.40	9.00	-13.0	36.40	155.90	Vertical	Vertical	Pass
2532.700	-45.17	16.47	-13.0	32.17	235.00	Vertical	Vertical	Pass
9112.001	-34.58	35.40	-13.0	21.58	258.60	Vertical	Vertical	Pass

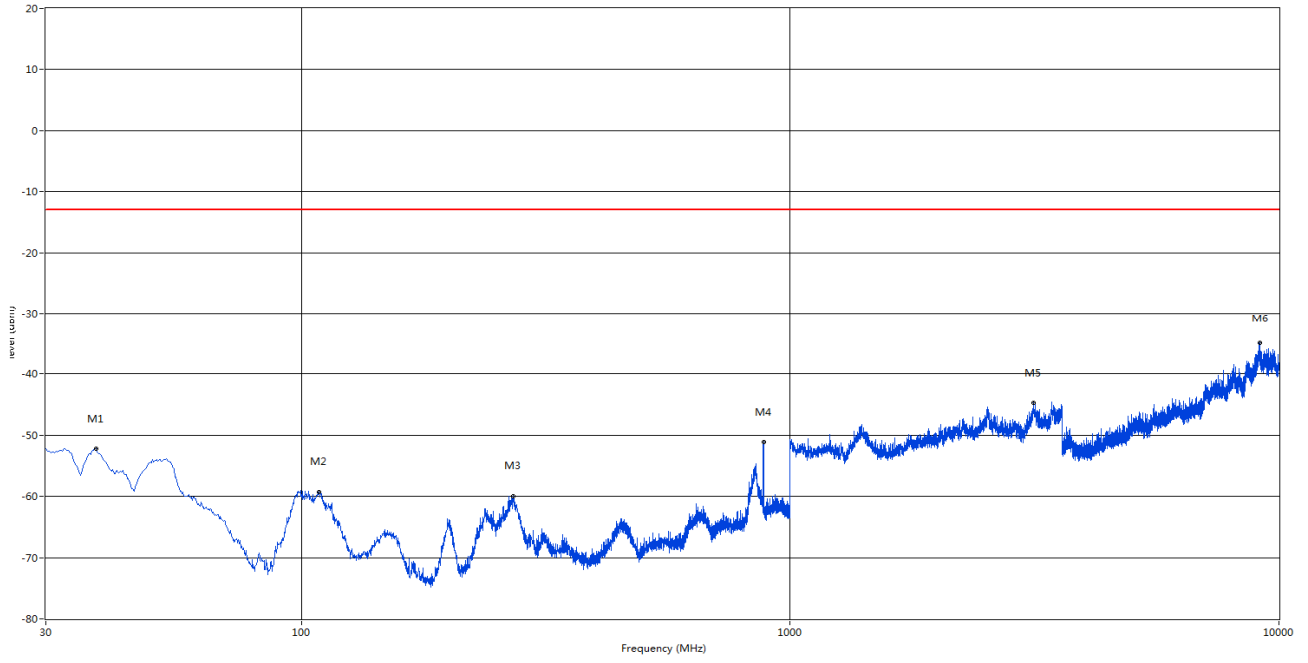
1.8.EGPRS850 CH190

RSE Test case_FCC PART22&24&27_FCC PART 22



Frequency (MHz)	Result (dBm)	Factor (dB)	PK Limit (dBm)	Margin (dB)	Table (o)	ANT	EUT	Verdict
115.603	-61.66	-5.19	-13.0	48.66	244.90	Horizontal	Vertical	Pass
272.742	-60.26	-1.52	-13.0	47.26	324.10	Horizontal	Vertical	Pass
881.660	-44.69	7.55	-13.0	31.69	200.00	Horizontal	Vertical	N/A
1413.400	-46.45	12.31	-13.0	33.45	352.90	Horizontal	Vertical	Pass
3152.150	-42.49	17.88	-13.0	29.49	352.90	Horizontal	Vertical	Pass
8100.000	-36.83	32.47	-13.0	23.83	38.20	Horizontal	Vertical	Pass

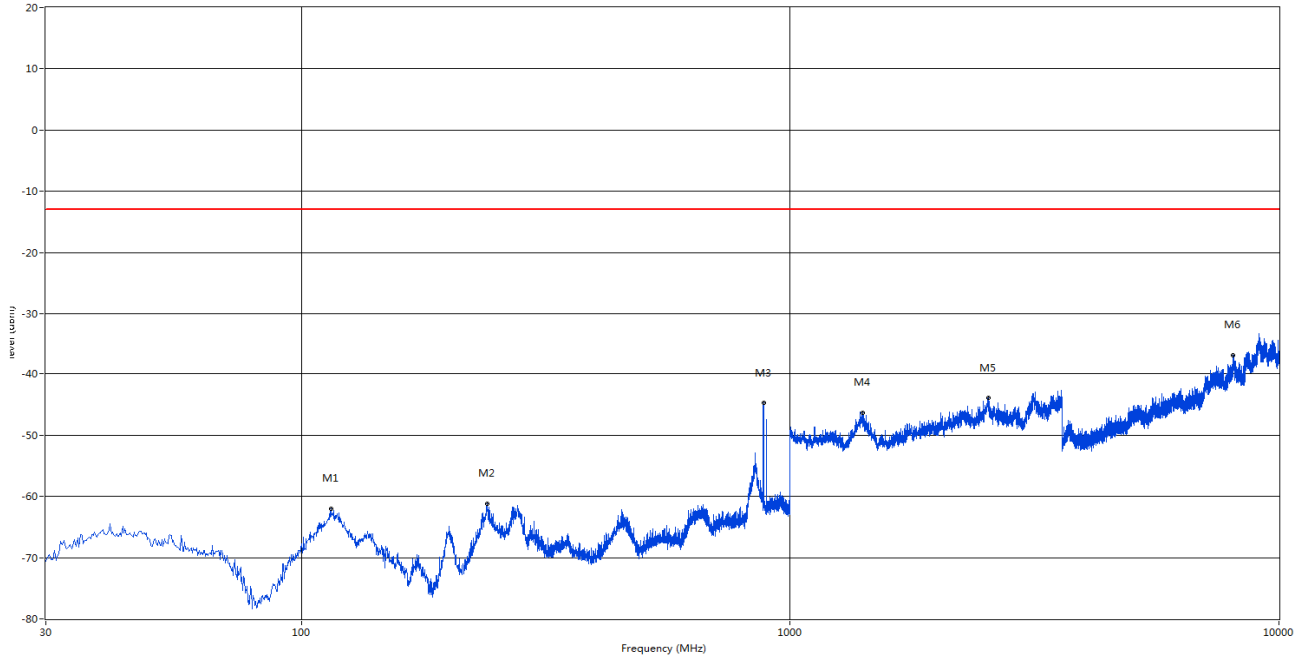
RSE Test case_FCC PART22&24&27_FCC PART 22



Frequency (MHz)	Result (dBm)	Factor (dB)	PK Limit (dBm)	Margin (dB)	Table (o)	ANT	EUT	Verdict
38.002	-52.20	-5.32	-13.0	39.20	301.60	Vertical	Vertical	Pass
108.570	-59.26	-5.89	-13.0	46.26	199.40	Vertical	Vertical	Pass
271.772	-59.94	-1.29	-13.0	46.94	99.40	Vertical	Vertical	Pass
881.660	-51.14	7.55	-13.0	38.14	125.00	Vertical	Vertical	N/A
3141.750	-44.77	17.68	-13.0	31.77	42.20	Vertical	Vertical	Pass
9132.000	-34.92	34.90	-13.0	21.92	337.30	Vertical	Vertical	Pass

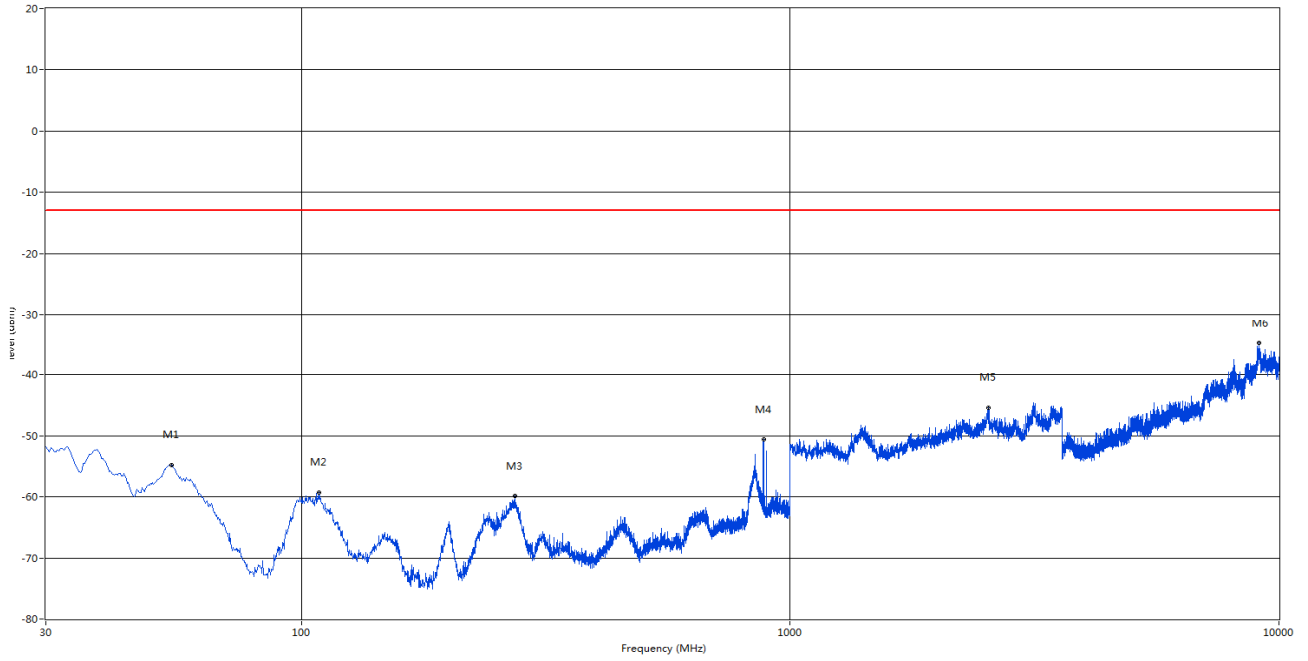
1.9.EGPRS850 CH251

RSE Test case_FCC PART22&24&27_FCC PART 22



Frequency (MHz)	Result (dBm)	Factor (dB)	PK Limit (dBm)	Margin (dB)	Table (o)	ANT	EUT	Verdict
114.875	-62.06	-4.78	-13.0	49.06	220.10	Horizontal	Vertical	Pass
240.248	-61.18	2.81	-13.0	48.18	236.00	Horizontal	Vertical	Pass
881.660	-44.76	7.55	-13.0	31.76	197.80	Horizontal	Vertical	N/A
1407.550	-46.39	12.35	-13.0	33.39	10.70	Horizontal	Vertical	Pass
2541.800	-43.96	16.50	-13.0	30.96	72.00	Horizontal	Vertical	Pass
8069.000	-36.89	31.89	-13.0	23.89	62.40	Horizontal	Vertical	Pass

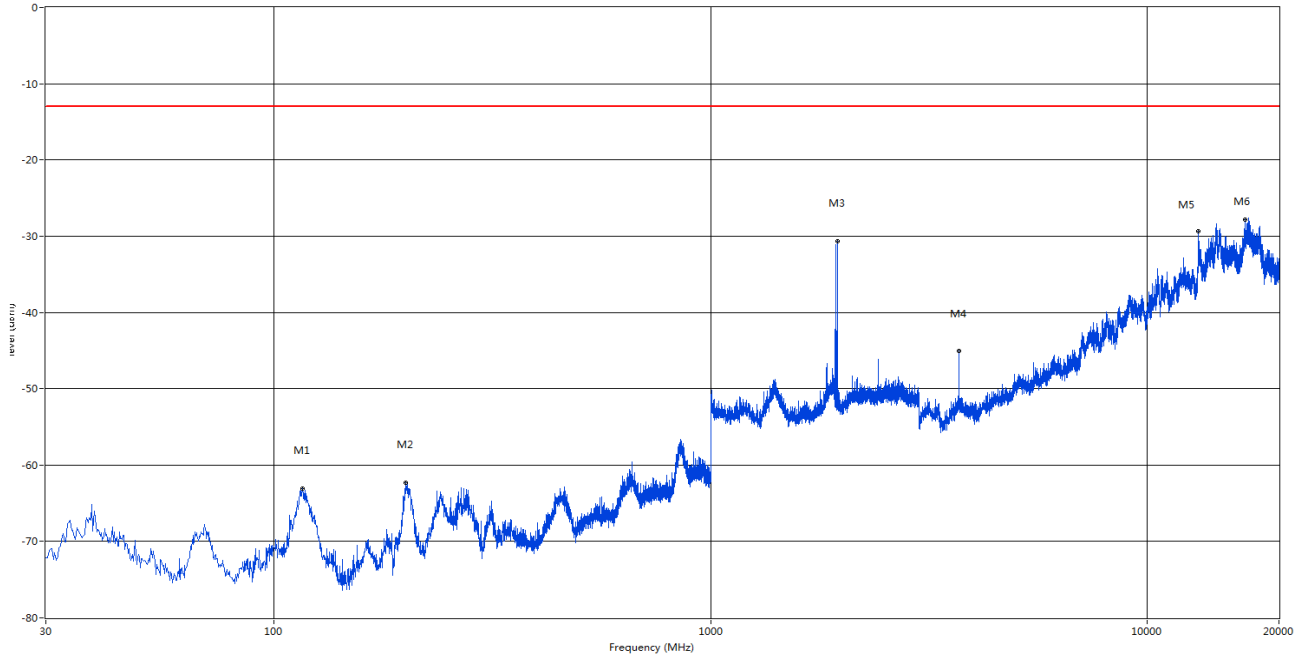
RSE Test case_FCC PART22&24&27_FCC PART 22



Frequency (MHz)	Result (dBm)	Factor (dB)	PK Limit (dBm)	Margin (dB)	Table (o)	ANT	EUT	Verdict
54.250	-54.78	-6.65	-13.0	41.78	131.90	Vertical	Vertical	Pass
108.570	-59.31	-5.89	-13.0	46.31	203.20	Vertical	Vertical	Pass
273.712	-59.90	-1.66	-13.0	46.90	102.90	Vertical	Vertical	Pass
881.660	-50.62	7.55	-13.0	37.62	138.40	Vertical	Vertical	N/A
2546.350	-45.38	16.26	-13.0	32.38	275.40	Vertical	Vertical	Pass
9105.000	-34.83	35.30	-13.0	21.83	53.60	Vertical	Vertical	Pass

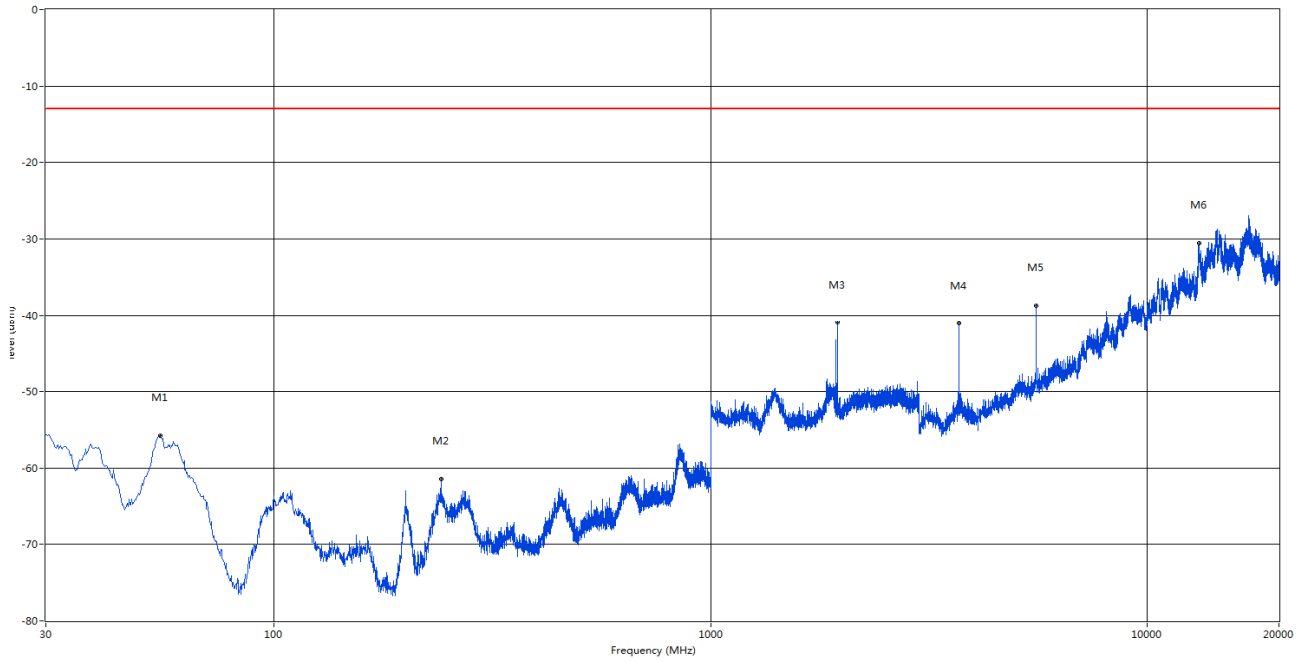
1.10. EGPRS1900 CH512

RSE Test case_FCC PART22&24&27_FCC PART 24



Frequency (MHz)	Result (dBm)	Factor (dB)	PK Limit (dBm)	Margin (dB)	Table (o)	ANT	EUT	Verdict
116.088	-63.07	-5.30	-13.0	50.07	202.60	Horizontal	Vertical	Pass
199.992	-62.34	-2.74	-13.0	49.34	299.10	Horizontal	Vertical	Pass
1947.500	-30.60	9.09	-13.0	17.60	131.60	Horizontal	Vertical	N/A
3699.562	-45.08	19.75	-13.0	32.08	324.80	Horizontal	Vertical	Pass
13099.813	-29.27	42.48	-13.0	16.27	299.40	Horizontal	Vertical	Pass
16712.125	-27.75	38.21	-13.0	14.75	276.40	Horizontal	Vertical	Pass

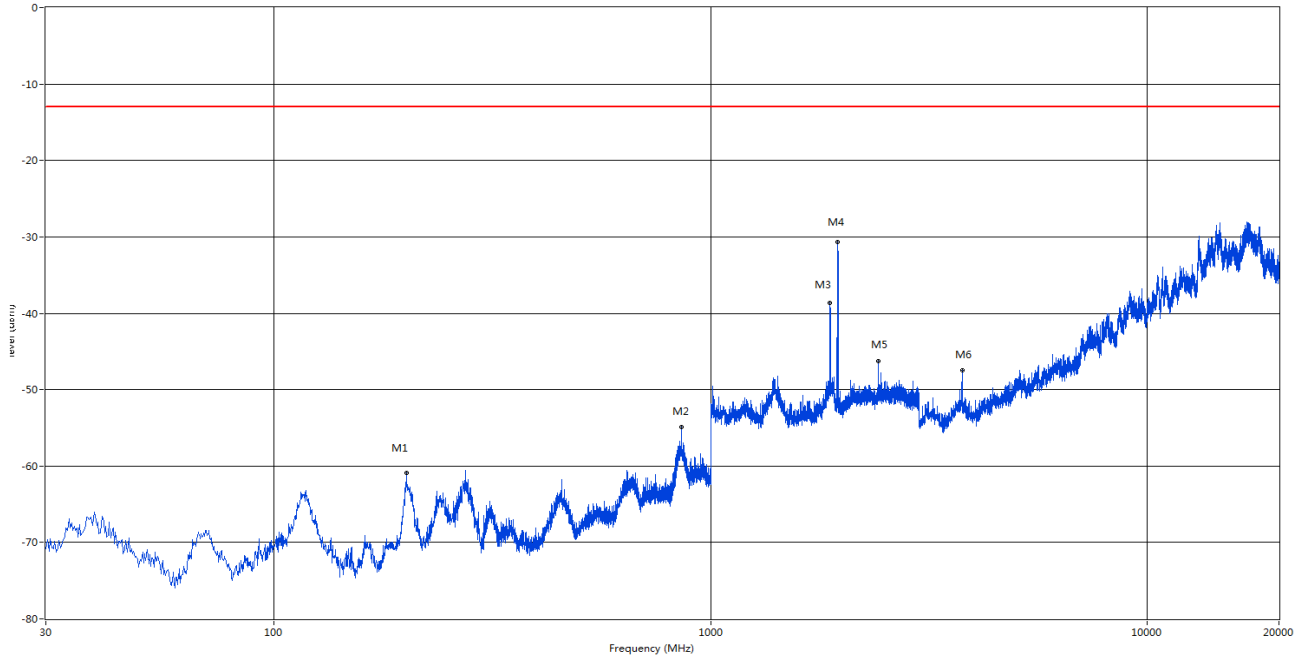
RSE Test case_FCC PART22&24&27_FCC PART 24



Frequency (MHz)	Result (dBm)	Factor (dB)	PK Limit (dBm)	Margin (dB)	Table (o)	ANT	EUT	Verdict
54.735	-55.83	-6.75	-13.0	42.83	133.90	Vertical	Vertical	Pass
240.975	-61.50	2.50	-13.0	48.50	100.90	Vertical	Vertical	Pass
1947.500	-41.00	9.09	-13.0	28.00	107.00	Vertical	Vertical	N/A
3699.562	-41.07	19.75	-13.0	28.07	280.00	Vertical	Vertical	Pass
5549.625	-38.66	23.53	-13.0	25.66	97.90	Vertical	Vertical	Pass
13105.250	-30.54	42.27	-13.0	17.54	58.50	Vertical	Vertical	Pass

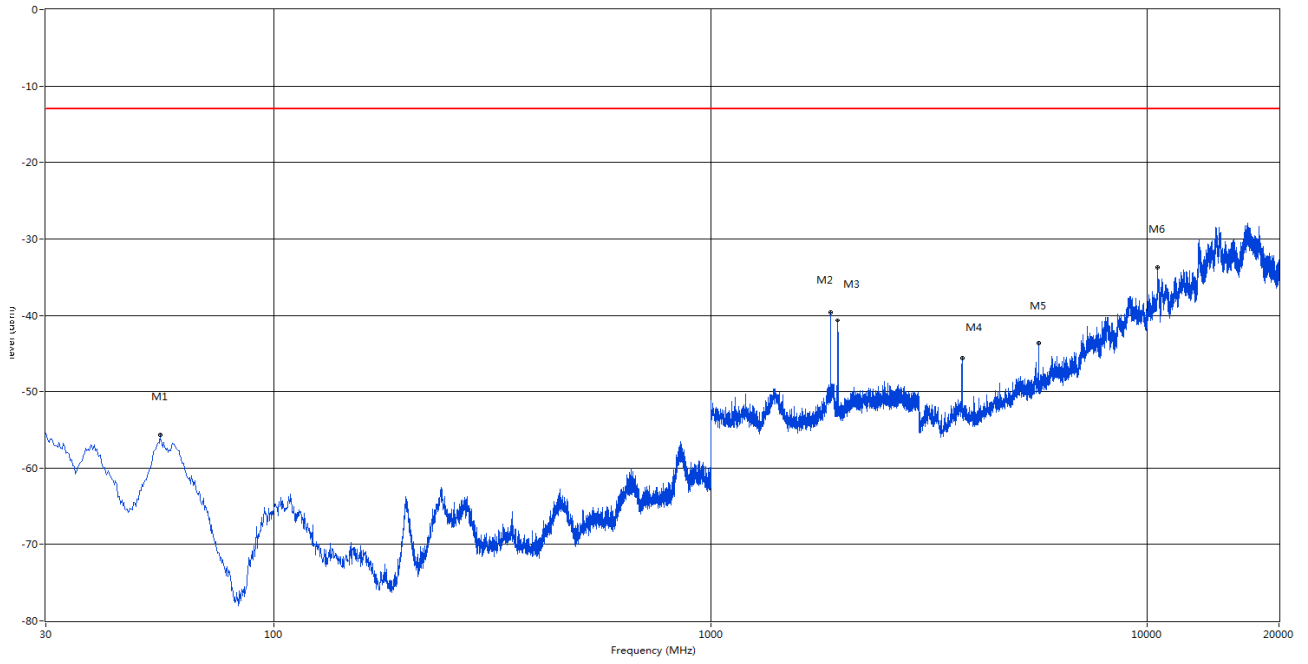
1.11. EGPRS1900 CH661

RSE Test case_FCC PART22&24&27_FCC PART 24



Frequency (MHz)	Result (dBm)	Factor (dB)	PK Limit (dBm)	Margin (dB)	Table (o)	ANT	EUT	Verdict
200.962	-60.94	-3.14	-13.0	47.94	276.30	Horizontal	Vertical	Pass
857.167	-54.98	9.78	-13.0	41.98	359.90	Horizontal	Vertical	Pass
1879.500	-38.63	10.86	-13.0	25.63	339.50	Horizontal	Vertical	N/A
1947.500	-30.58	9.09	-13.0	17.58	134.20	Horizontal	Vertical	N/A
2418.000	-46.38	9.92	-13.0	33.38	157.30	Horizontal	Vertical	Pass
3760.500	-47.57	19.85	-13.0	34.57	282.70	Horizontal	Vertical	Pass

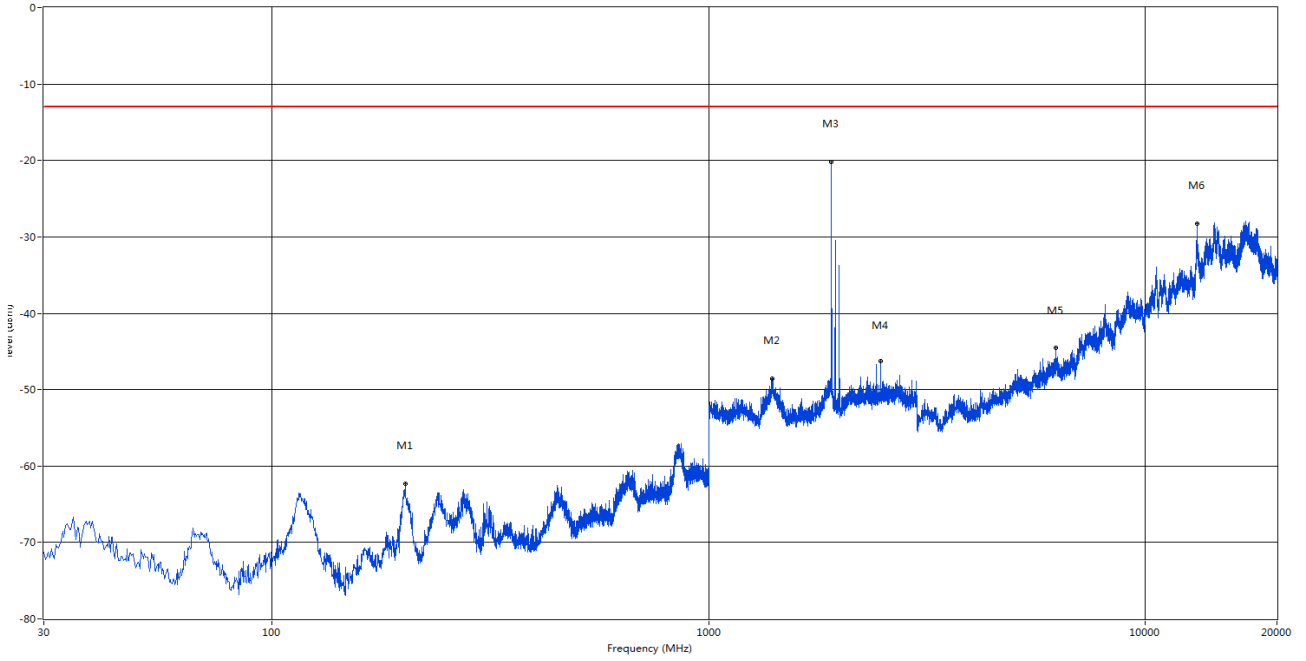
RSE Test case_FCC PART22&24&27_FCC PART 24



Frequency (MHz)	Result (dBm)	Factor (dB)	PK Limit (dBm)	Margin (dB)	Table (o)	ANT	EUT	Verdict
54.735	-55.74	-6.75	-13.0	42.74	104.70	Vertical	Vertical	Pass
1879.500	-39.61	11.03	-13.0	26.61	265.70	Vertical	Vertical	N/A
1947.500	-40.61	9.09	-13.0	27.61	106.40	Vertical	Vertical	N/A
3760.500	-45.66	19.85	-13.0	32.66	82.50	Vertical	Vertical	Pass
5639.813	-43.73	23.01	-13.0	30.73	133.20	Vertical	Vertical	Pass
10563.562	-33.72	37.08	-13.0	20.72	336.40	Vertical	Vertical	Pass

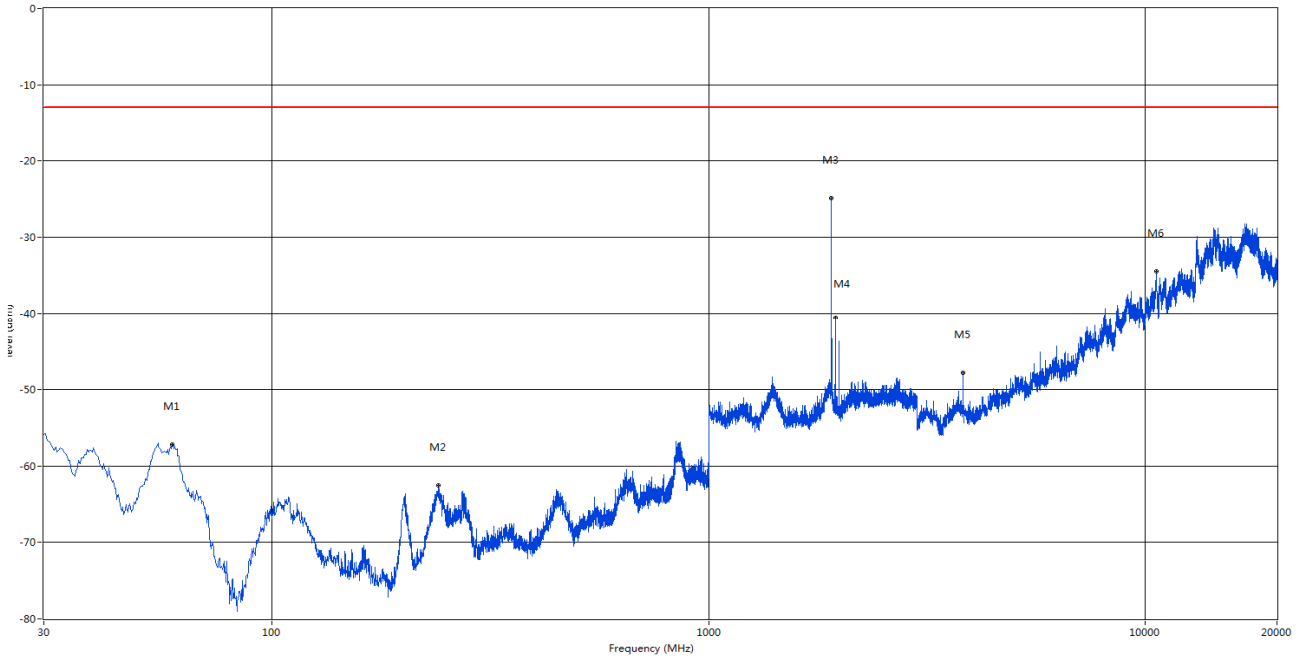
1.12. EGPRS1900 CH810

RSE Test case_FCC PART22&24&27_FCC PART 24



Frequency (MHz)	Result (dBm)	Factor (dB)	PK Limit (dBm)	Margin (dB)	Table (o)	ANT	EUT	Verdict
201.932	-62.33	-3.82	-13.0	49.33	289.50	Horizontal	Vertical	Pass
1394.500	-48.63	9.99	-13.0	35.63	252.60	Horizontal	Vertical	Pass
1909.500	-20.15	11.50	-13.0	7.15	329.90	Horizontal	Vertical	N/A
2471.500	-46.36	10.00	-13.0	33.36	146.40	Horizontal	Vertical	Pass
6232.125	-44.63	24.65	-13.0	31.63	6.00	Horizontal	Vertical	Pass
13105.250	-28.26	42.27	-13.0	15.26	29.00	Horizontal	Vertical	Pass

RSE Test case_FCC PART22&24&27_FCC PART 24

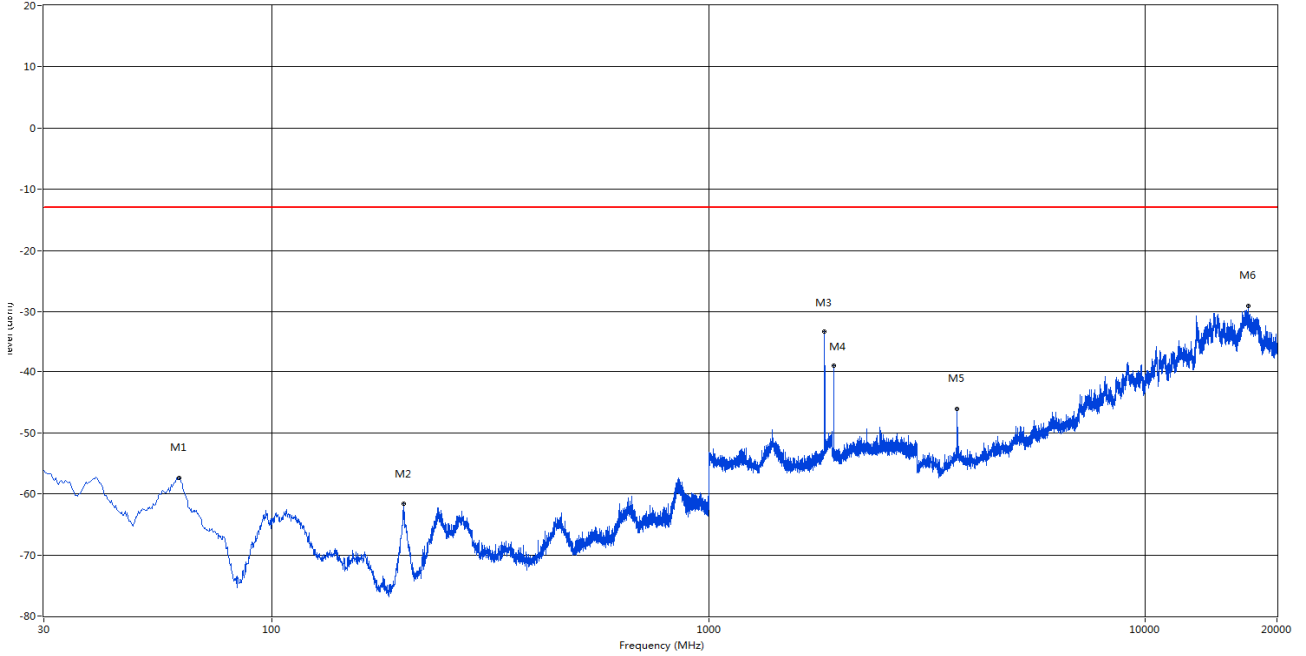


Frequency (MHz)	Result (dBm)	Factor (dB)	PK Limit (dBm)	Margin (dB)	Table (o)	ANT	EUT	Verdict
59.100	-57.17	-8.55	-13.0	44.17	131.30	Vertical	Vertical	Pass
240.732	-62.54	2.58	-13.0	49.54	243.80	Vertical	Vertical	Pass
1909.500	-24.82	11.50	-13.0	11.82	238.70	Vertical	Vertical	N/A
1947.500	-40.50	9.09	-13.0	27.50	110.10	Vertical	Vertical	N/A
3819.000	-47.88	19.63	-13.0	34.88	333.40	Vertical	Vertical	Pass
10587.938	-34.46	37.43	-13.0	21.46	164.20	Vertical	Vertical	Pass

WCDMA

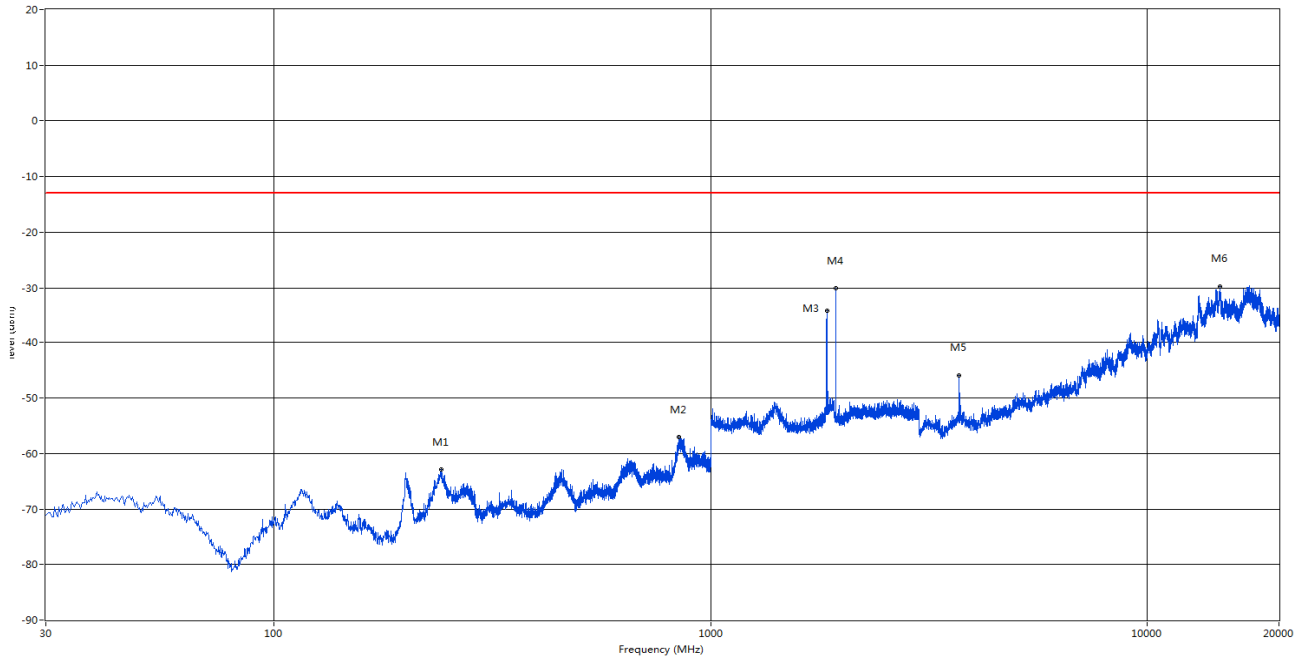
1.13. WCDMA B2 CH9262

RSE Test case_FCC PART22&24&27_FCC PART 24



Frequency (MHz)	Result (dBm)	Factor (dB)	PK Limit (dBm)	Margin (dB)	Table (o)	ANT	EUT	Verdict
61.282	-57.44	-9.08	-13.0	44.44	119.30	Vertical	Vertical	Pass
199.992	-61.58	-2.77	-13.0	48.58	316.80	Vertical	Vertical	Pass
1840.500	-33.40	10.36	-13.0	20.40	201.70	Vertical	Vertical	N/A
1932.000	-38.99	8.98	-13.0	25.99	74.20	Vertical	Vertical	N/A
3706.875	-46.04	19.79	-13.0	33.04	271.70	Vertical	Vertical	Pass
17192.438	-29.10	39.96	-13.0	16.10	73.20	Vertical	Vertical	Pass

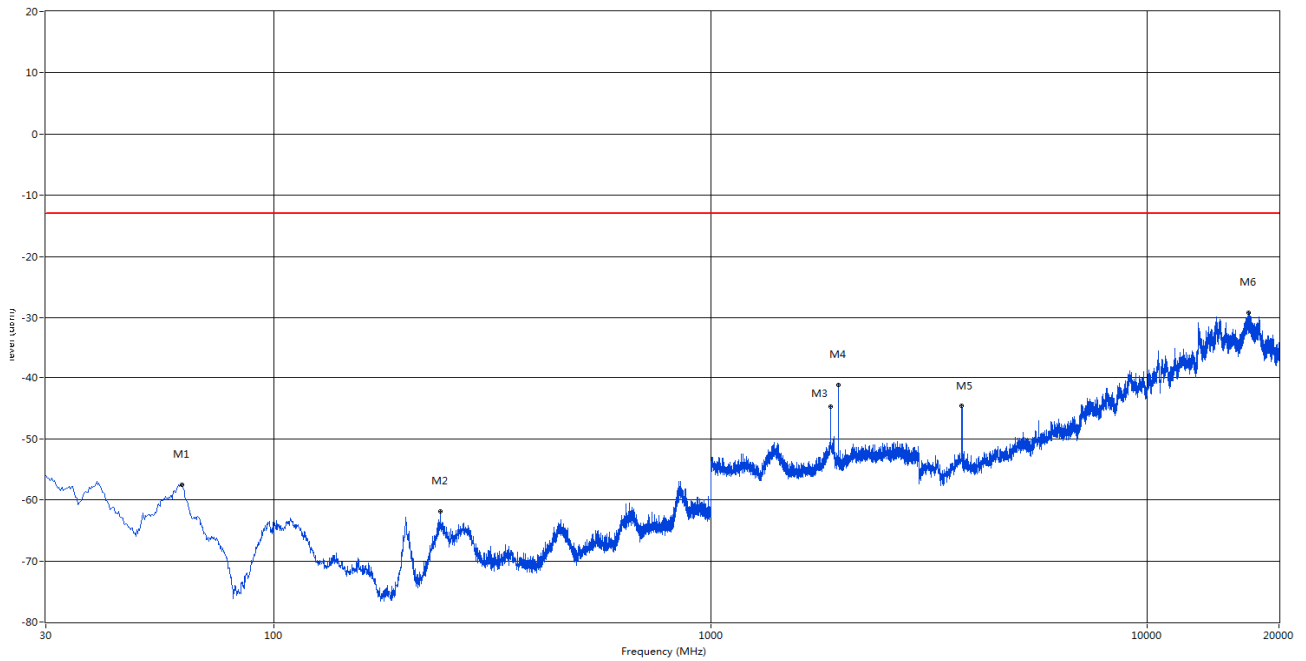
RSE Test case_FCC PART22&24&27_FCC PART 24



Frequency (MHz)	Result (dBm)	Factor (dB)	PK Limit (dBm)	Margin (dB)	Table (o)	ANT	EUT	Verdict
241.218	-62.90	2.43	-13.0	49.90	317.10	Horizontal	Horizontal	Pass
844.073	-57.03	9.44	-13.0	44.03	317.10	Horizontal	Horizontal	Pass
1842.500	-34.06	10.40	-13.0	21.06	24.70	Horizontal	Horizontal	N/A
1931.500	-30.10	9.04	-13.0	17.10	339.90	Horizontal	Horizontal	N/A
3706.875	-45.90	19.79	-13.0	32.90	213.90	Horizontal	Horizontal	Pass
14644.062	-29.80	41.88	-13.0	16.80	229.50	Horizontal	Horizontal	Pass

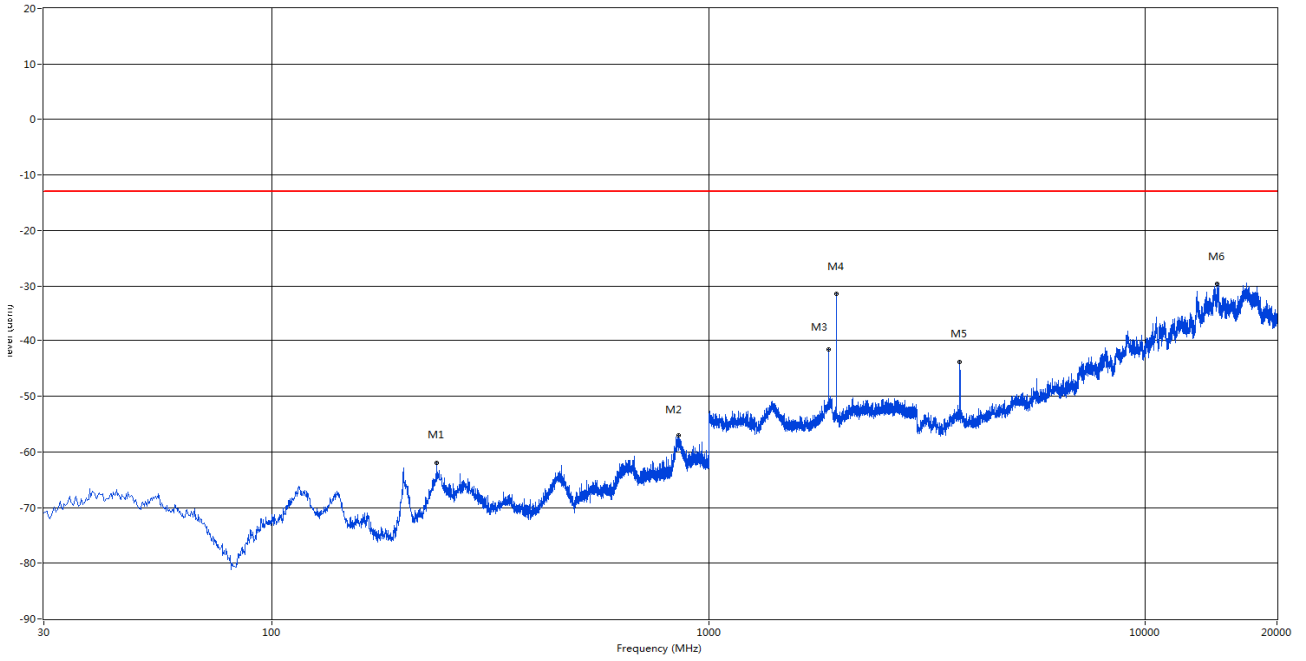
1.14. WCDMA B2 CH9400

RSE Test case_FCC PART22&24&27_FCC PART 24



Frequency (MHz)	Result (dBm)	Factor (dB)	PK Limit (dBm)	Margin (dB)	Table (o)	ANT	EUT	Verdict
61.525	-57.55	-9.12	-13.0	44.55	115.60	Vertical	Vertical	Pass
240.248	-61.83	2.66	-13.0	48.83	71.30	Vertical	Vertical	Pass
1878.500	-44.67	11.01	-13.0	31.67	280.20	Vertical	Vertical	N/A
1961.500	-41.19	8.95	-13.0	28.19	79.40	Vertical	Vertical	N/A
3758.063	-44.55	19.88	-13.0	31.55	280.20	Vertical	Vertical	Pass
17045.625	-29.22	39.30	-13.0	16.22	326.90	Vertical	Vertical	Pass

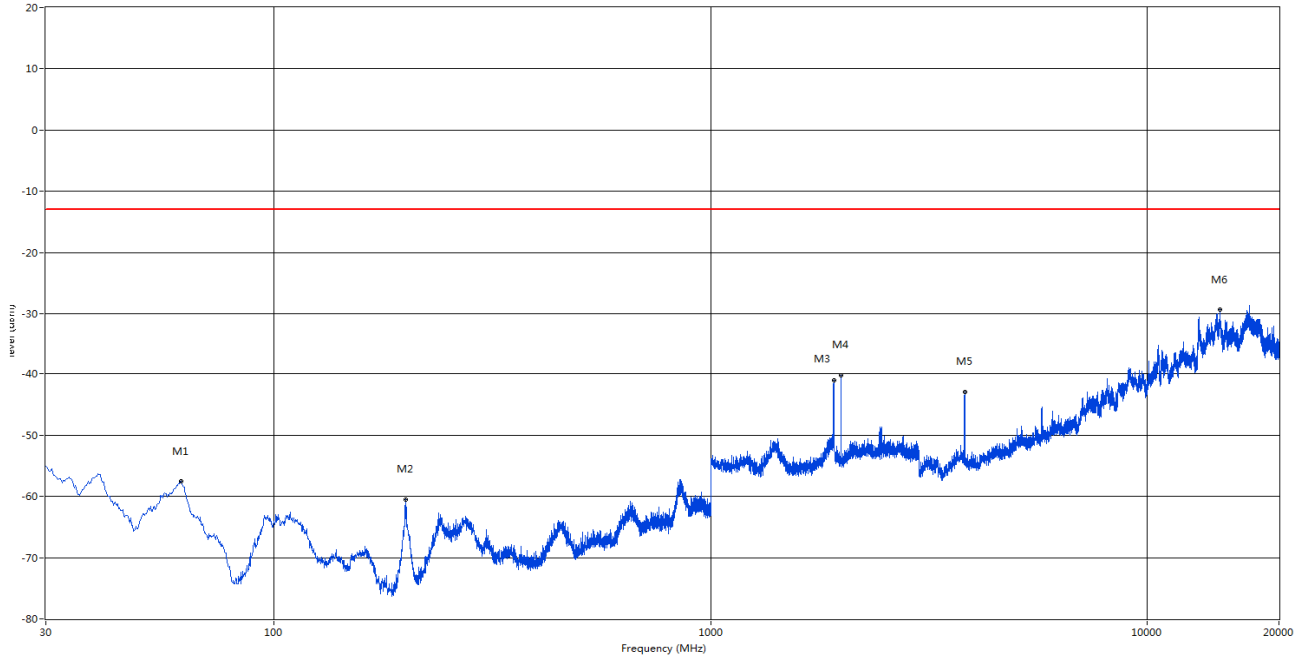
RSE Test case_FCC PART22&24&27_FCC PART 24



Frequency (MHz)	Result (dBm)	Factor (dB)	PK Limit (dBm)	Margin (dB)	Table (o)	ANT	EUT	Verdict
238.307	-62.01	2.23	-13.0	49.01	274.80	Horizontal	Horizontal	Pass
853.045	-56.98	9.96	-13.0	43.98	235.40	Horizontal	Horizontal	Pass
1878.500	-41.64	11.01	-13.0	28.64	32.60	Horizontal	Horizontal	N/A
1960.500	-31.39	8.95	-13.0	18.39	0.00	Horizontal	Horizontal	N/A
3758.063	-43.81	19.88	-13.0	30.81	220.30	Horizontal	Horizontal	Pass
14598.750	-29.67	41.08	-13.0	16.67	272.80	Horizontal	Horizontal	Pass

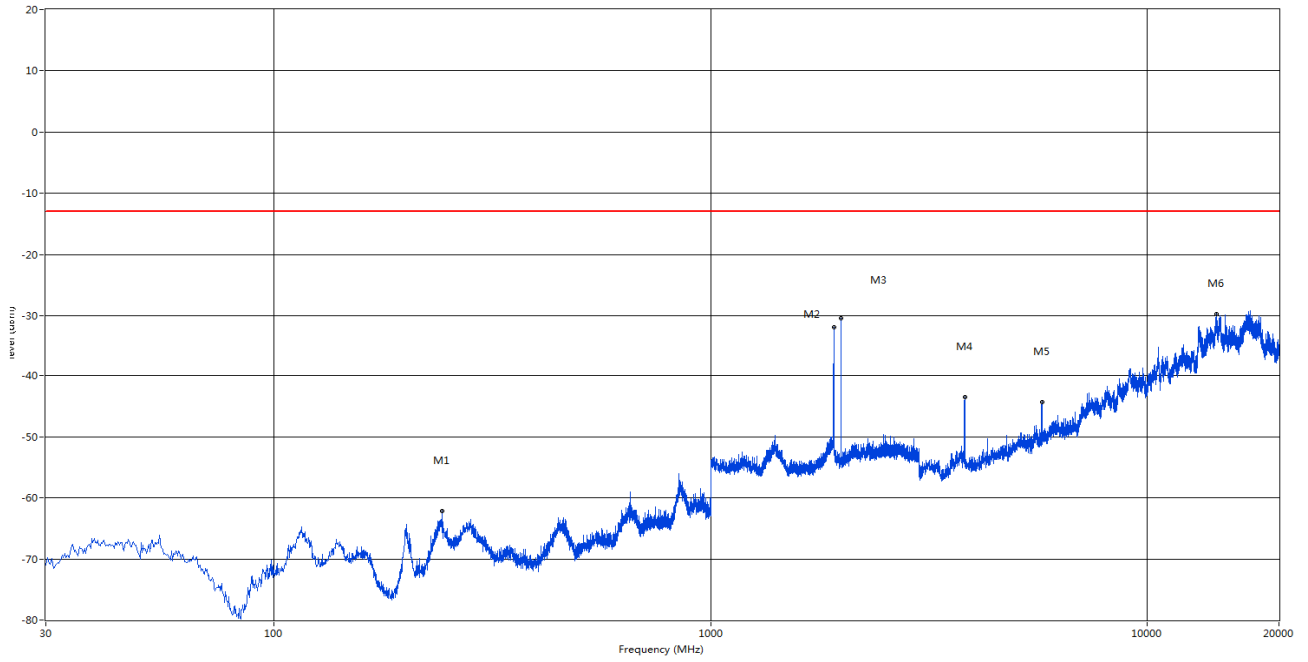
1.15. WCDMA B2 CH9538

RSE Test case_FCC PART22&24&27_FCC PART 24



Frequency (MHz)	Result (dBm)	Factor (dB)	PK Limit (dBm)	Margin (dB)	Table (o)	ANT	EUT	Verdict
61.282	-57.57	-9.08	-13.0	44.57	40.00	Vertical	Vertical	Pass
199.750	-60.50	-2.99	-13.0	47.50	2.00	Vertical	Vertical	Pass
1913.000	-41.04	11.54	-13.0	28.04	8.00	Vertical	Vertical	N/A
1989.000	-40.17	8.39	-13.0	27.17	1.00	Vertical	Vertical	N/A
3814.125	-42.94	19.68	-13.0	29.94	4.00	Vertical	Vertical	Pass
14635.000	-29.33	41.83	-13.0	16.33	233.00	Vertical	Vertical	Pass

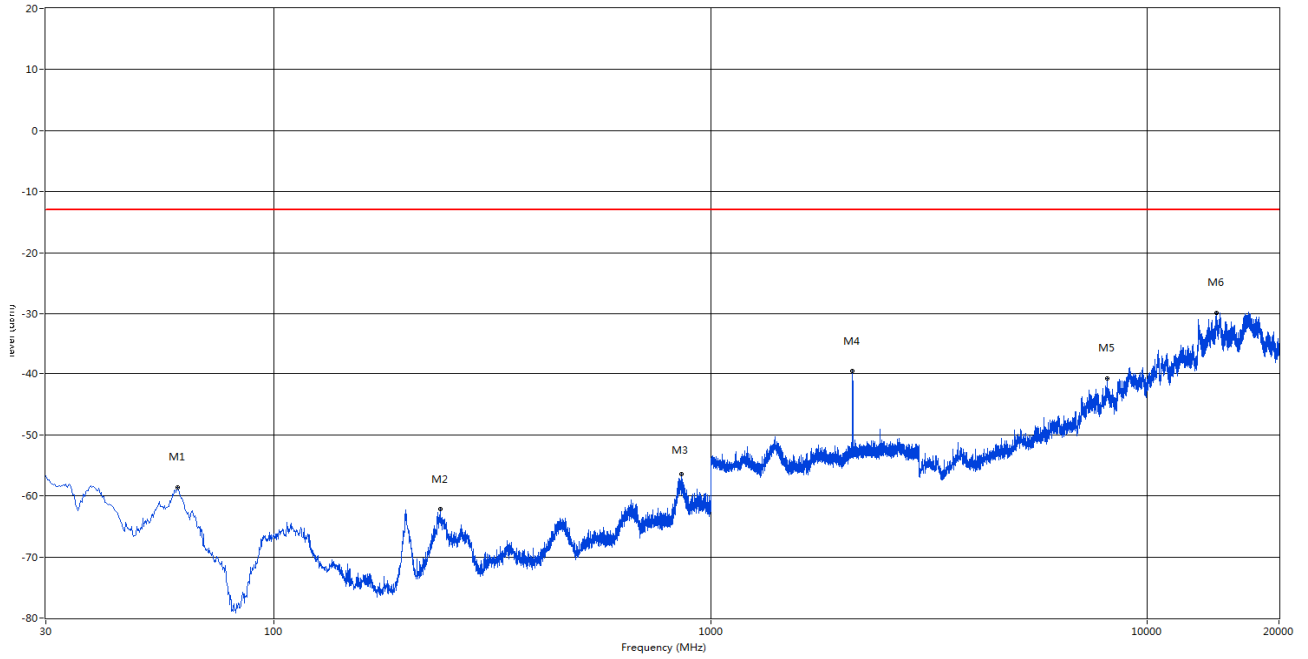
RSE Test case_FCC PART2&24&27_FCC PART 24



Frequency (MHz)	Result (dBm)	Factor (dB)	PK Limit (dBm)	Margin (dB)	Table (o)	ANT	EUT	Verdict
241.945	-62.15	2.33	-13.0	49.15	27.30	Horizontal	Horizontal	Pass
1913.000	-32.03	11.54	-13.0	19.03	36.70	Horizontal	Horizontal	N/A
1986.000	-30.38	8.29	-13.0	17.38	118.40	Horizontal	Horizontal	N/A
3814.125	-43.44	19.68	-13.0	30.44	221.50	Horizontal	Horizontal	Pass
5727.563	-44.33	23.01	-13.0	31.33	216.30	Horizontal	Horizontal	Pass
14361.312	-29.68	42.10	-13.0	16.68	151.90	Horizontal	Horizontal	Pass

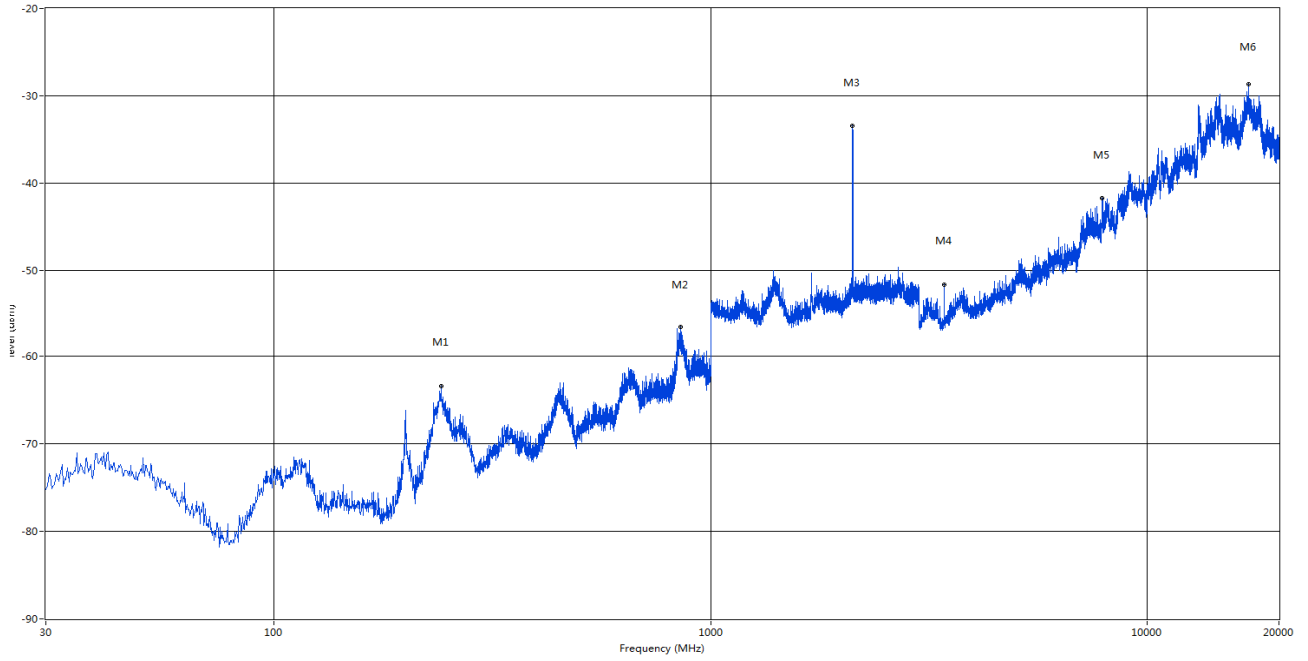
1.16. WCDMA B4 CH1312

RSE Test case_FCC PART22&24&27_FCC PART 24



Frequency (MHz)	Result (dBm)	Factor (dB)	PK Limit (dBm)	Margin (dB)	Table (o)	ANT	EUT	Verdict
60.070	-58.65	-8.81	-13.0	45.65	98.00	Vertical	Vertical	Pass
240.248	-62.19	2.80	-13.0	49.19	133.00	Vertical	Vertical	Pass
855.713	-56.39	9.86	-13.0	43.39	32.20	Vertical	Vertical	Pass
2111.500	-39.49	9.77	-13.0	26.49	151.20	Vertical	Vertical	N/A
8094.375	-40.79	32.54	-13.0	27.79	20.20	Vertical	Vertical	Pass
14386.688	-29.90	41.64	-13.0	16.90	140.10	Vertical	Vertical	Pass

RSE Test case_FCC PART22&24&27_FCC PART 24



Frequency (MHz)	Result (dBm)	Factor (dB)	PK Limit (dBm)	Margin (dB)	Table (o)	ANT	EUT	Verdict
241.460	-63.37	2.47	-13.0	50.37	356.40	Horizontal	Horizontal	Pass
852.318	-56.63	9.98	-13.0	43.63	148.60	Horizontal	Horizontal	Pass
2112.000	-33.43	9.74	-13.0	20.43	7.80	Horizontal	Horizontal	N/A
3421.688	-51.64	17.14	-13.0	38.64	43.00	Horizontal	Horizontal	Pass
7882.313	-41.75	30.65	-13.0	28.75	58.70	Horizontal	Horizontal	Pass
17018.438	-28.68	39.05	-13.0	15.68	339.20	Horizontal	Horizontal	Pass

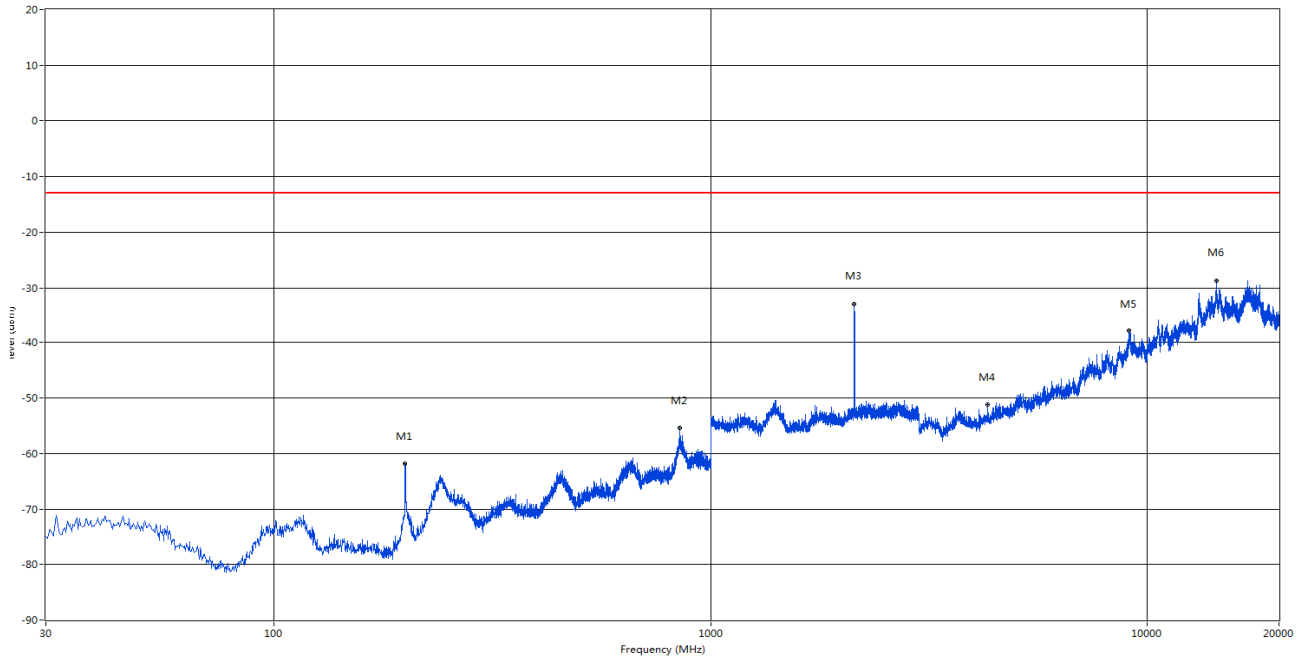
1.17. WCDMA B4 CH1412

RSE Test case_FCC PART22&24&27_FCC PART 24



Frequency (MHz)	Result (dBm)	Factor (dB)	PK Limit (dBm)	Margin (dB)	Table (o)	ANT	EUT	Verdict
60.312	-59.12	-8.81	-13.0	46.12	103.20	Vertical	Vertical	Pass
240.732	-62.17	2.64	-13.0	49.17	64.20	Vertical	Vertical	Pass
846.255	-55.97	9.61	-13.0	42.97	360.00	Vertical	Vertical	Pass
2133.000	-41.45	9.81	-13.0	28.45	140.20	Vertical	Vertical	N/A
5196.188	-39.79	22.67	-13.0	26.79	140.30	Vertical	Vertical	Pass
14408.438	-29.60	41.21	-13.0	16.60	209.90	Vertical	Vertical	Pass

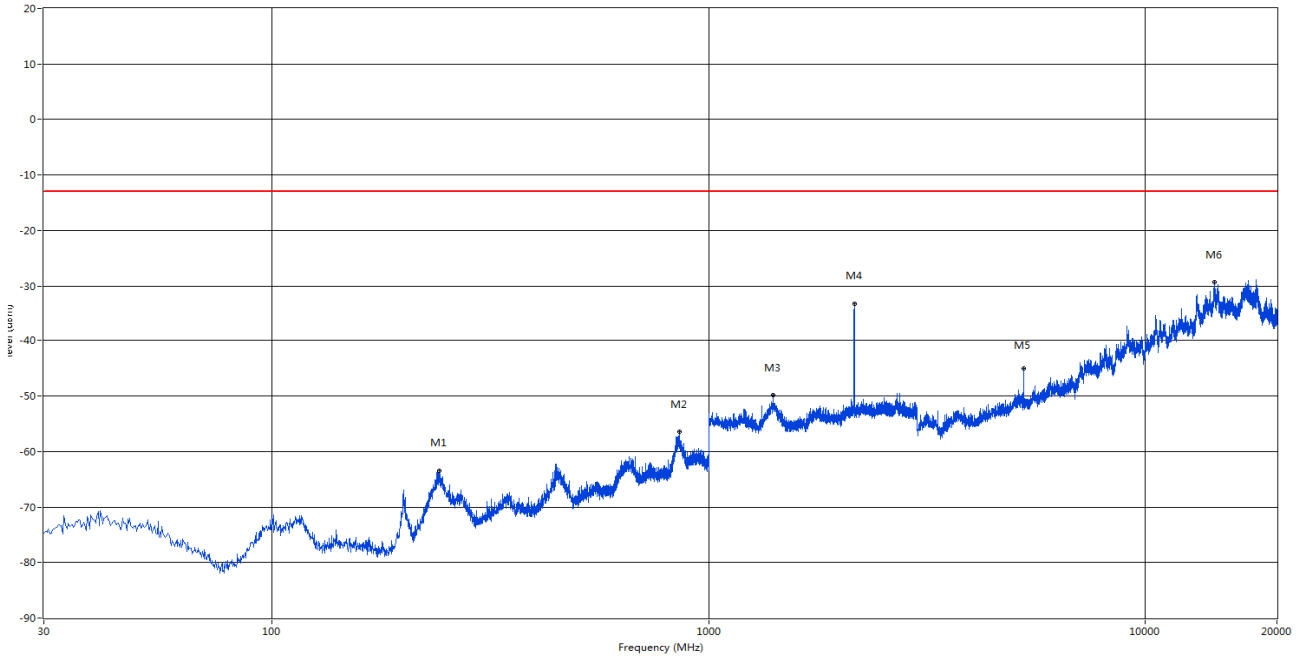
RSE Test case_FCC PART22&24&27_FCC PART 24



Frequency (MHz)	Result (dBm)	Factor (dB)	PK Limit (dBm)	Margin (dB)	Table (o)	ANT	EUT	Verdict
199.508	-61.86	-3.19	-13.0	48.86	243.40	Horizontal	Horizontal	Pass
850.620	-55.44	10.04	-13.0	42.44	217.80	Horizontal	Horizontal	Pass
2132.000	-32.95	9.87	-13.0	19.95	14.20	Horizontal	Horizontal	N/A
4296.750	-51.25	20.54	-13.0	38.25	298.70	Horizontal	Horizontal	Pass
9064.500	-37.90	34.61	-13.0	24.90	340.20	Horizontal	Horizontal	Pass
14386.688	-28.63	41.64	-13.0	15.63	121.60	Horizontal	Horizontal	Pass

1.18. WCDMA B4 CH1513

RSE Test case_FCC PART22&24&27_FCC PART 24



Frequency (MHz)	Result (dBm)	Factor (dB)	PK Limit (dBm)	Margin (dB)	Table (o)	ANT	EUT	Verdict
240.975	-63.43	2.58	-13.0	50.43	126.30	Horizontal	Horizontal	Pass
856.440	-56.39	9.76	-13.0	43.39	187.60	Horizontal	Horizontal	Pass
1402.000	-49.90	10.08	-13.0	36.90	340.40	Horizontal	Horizontal	Pass
2153.500	-33.21	9.60	-13.0	20.21	18.70	Horizontal	Horizontal	N/A
5262.000	-45.01	22.58	-13.0	32.01	220.60	Horizontal	Horizontal	Pass
14412.063	-29.27	41.13	-13.0	16.27	263.00	Horizontal	Horizontal	Pass

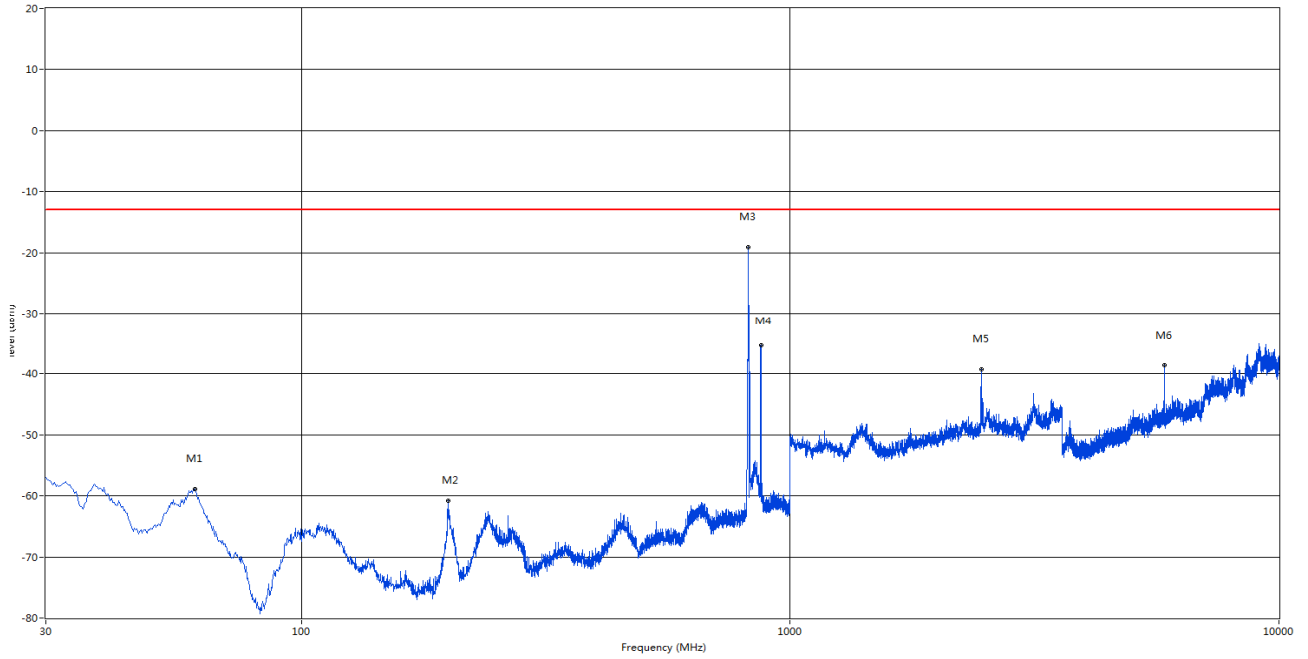
RSE Test case_FCC PART22&24&27_FCC PART 24



Frequency (MHz)	Result (dBm)	Factor (dB)	PK Limit (dBm)	Margin (dB)	Table (o)	ANT	EUT	Verdict
60.070	-58.96	-8.81	-13.0	45.96	99.60	Vertical	Vertical	Pass
239.520	-62.40	2.70	-13.0	49.40	151.00	Vertical	Vertical	Pass
657.347	-60.02	5.53	-13.0	47.02	360.00	Vertical	Vertical	Pass
2151.500	-41.14	9.75	-13.0	28.14	152.60	Vertical	Vertical	N/A
9096.188	-38.65	35.15	-13.0	25.65	0.00	Vertical	Vertical	Pass
14393.938	-29.79	41.50	-13.0	16.79	210.10	Vertical	Vertical	Pass

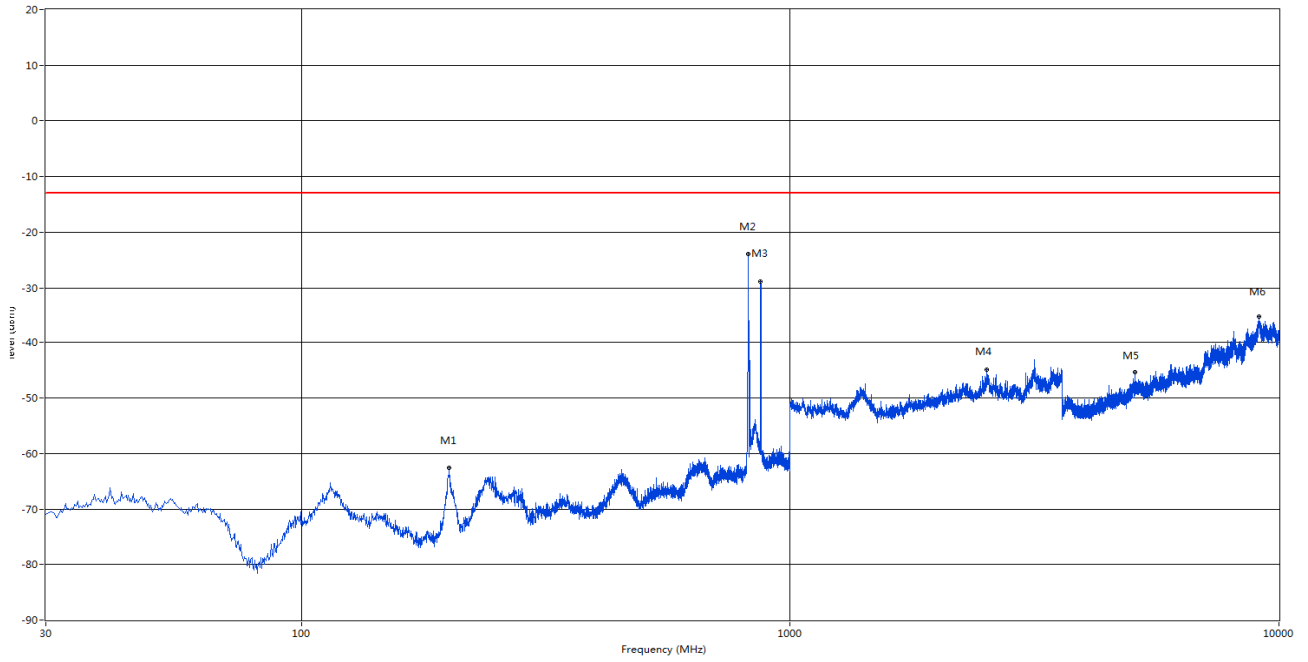
1.19. WCDMA B5 CH4132

RSE Test case_FCC PART22&24&27_FCC PART 22



Frequency (MHz)	Result (dBm)	Factor (dB)	PK Limit (dBm)	Margin (dB)	Table (o)	ANT	EUT	Verdict
60.555	-58.89	-8.83	-13.0	45.89	93.10	Vertical	Vertical	Pass
199.508	-60.85	-3.15	-13.0	47.85	311.10	Vertical	Vertical	Pass
821.278	-19.05	8.69	-13.0	6.05	227.10	Vertical	Vertical	N/A
871.960	-35.27	8.67	-13.0	22.27	191.70	Vertical	Vertical	N/A
2461.850	-39.20	13.91	-13.0	26.20	0.00	Vertical	Vertical	Pass
5832.600	-38.55	23.48	-13.0	25.55	356.90	Vertical	Vertical	Pass

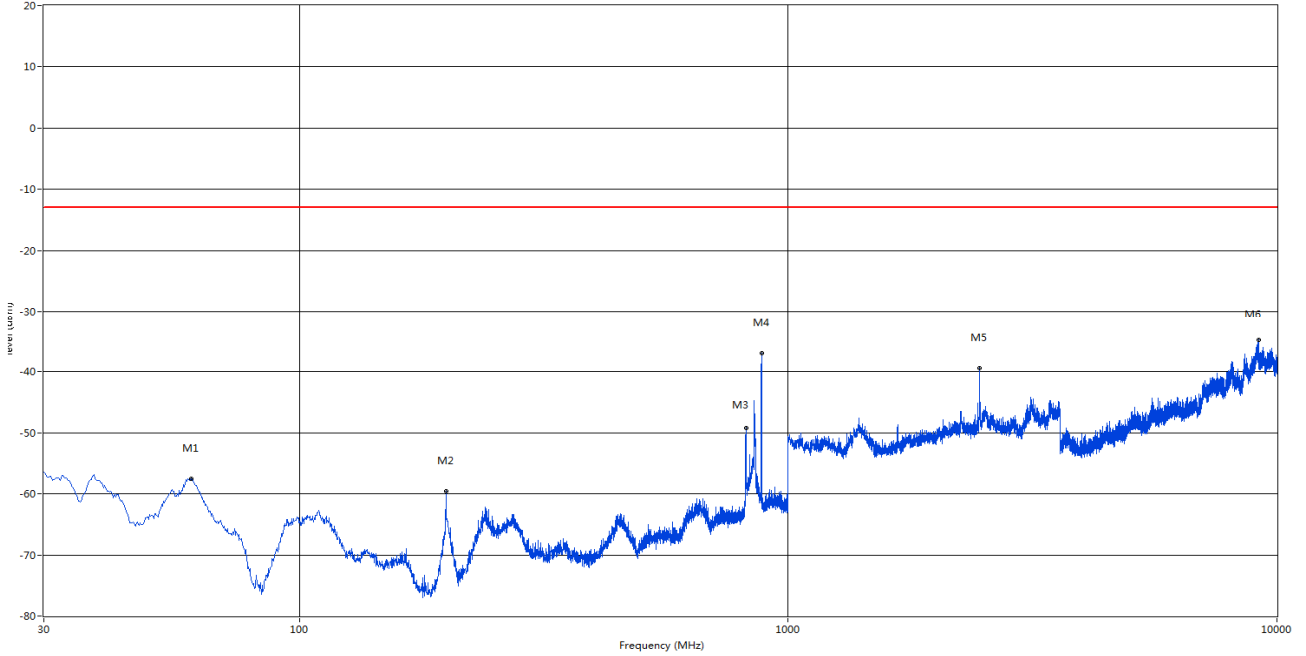
RSE Test case_FCC PART22&24&27_FCC PART 22



Frequency (MHz)	Result (dBm)	Factor (dB)	PK Limit (dBm)	Margin (dB)	Table (o)	ANT	EUT	Verdict
200.477	-62.60	-2.90	-13.0	49.60	87.00	Horizontal	Vertical	Pass
821.035	-23.96	8.48	-13.0	10.96	68.30	Horizontal	Vertical	N/A
870.505	-28.82	8.92	-13.0	15.82	205.80	Horizontal	Vertical	N/A
2527.500	-44.93	16.36	-13.0	31.93	131.40	Horizontal	Vertical	Pass
5067.600	-45.30	22.32	-13.0	32.30	67.70	Horizontal	Vertical	Pass
9095.999	-35.13	35.15	-13.0	22.13	291.00	Horizontal	Vertical	Pass

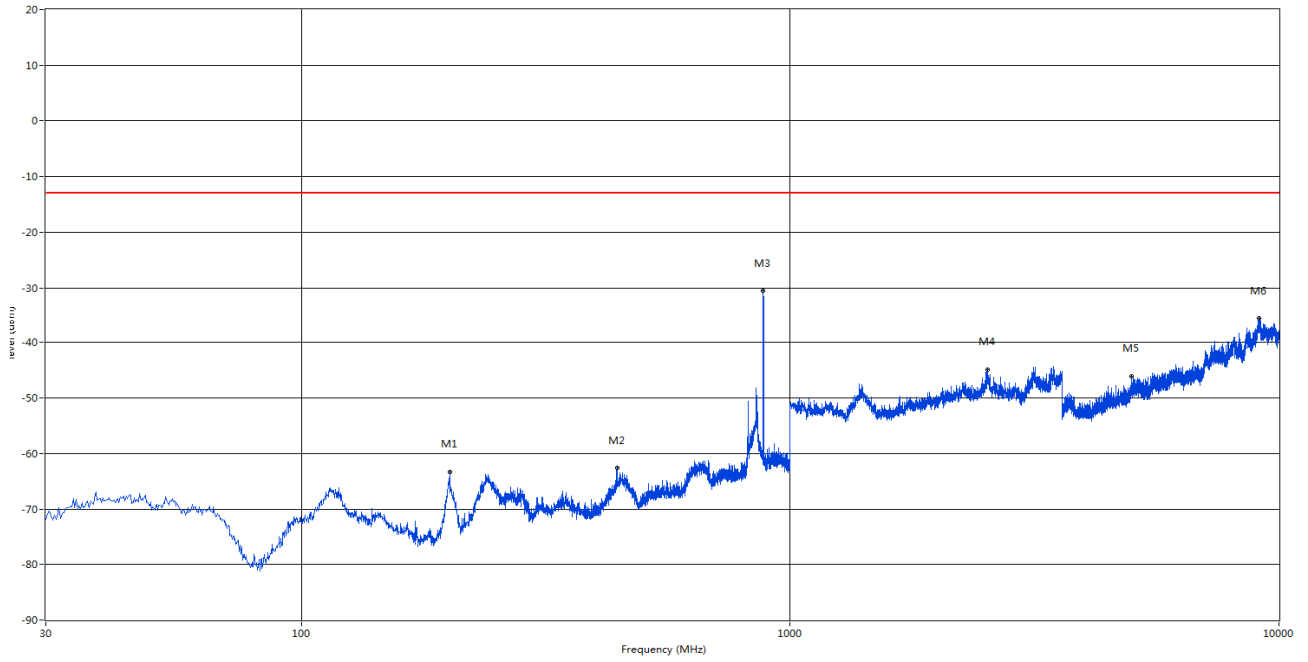
1.20. WCDMA B5 CH4182

RSE Test case_FCC PART22&24&27_FCC PART 22



Frequency (MHz)	Result (dBm)	Factor (dB)	PK Limit (dBm)	Margin (dB)	Table (o)	ANT	EUT	Verdict
60.070	-57.58	-8.85	-13.0	44.58	88.80	Vertical	Vertical	Pass
199.508	-59.52	-3.15	-13.0	46.52	325.30	Vertical	Vertical	Pass
821.520	-49.20	8.73	-13.0	36.20	221.80	Vertical	Vertical	N/A
882.145	-36.90	7.39	-13.0	23.90	124.10	Vertical	Vertical	N/A
2463.150	-39.37	13.88	-13.0	26.37	41.00	Vertical	Vertical	Pass
9163.000	-34.81	34.13	-13.0	21.81	43.10	Vertical	Vertical	Pass

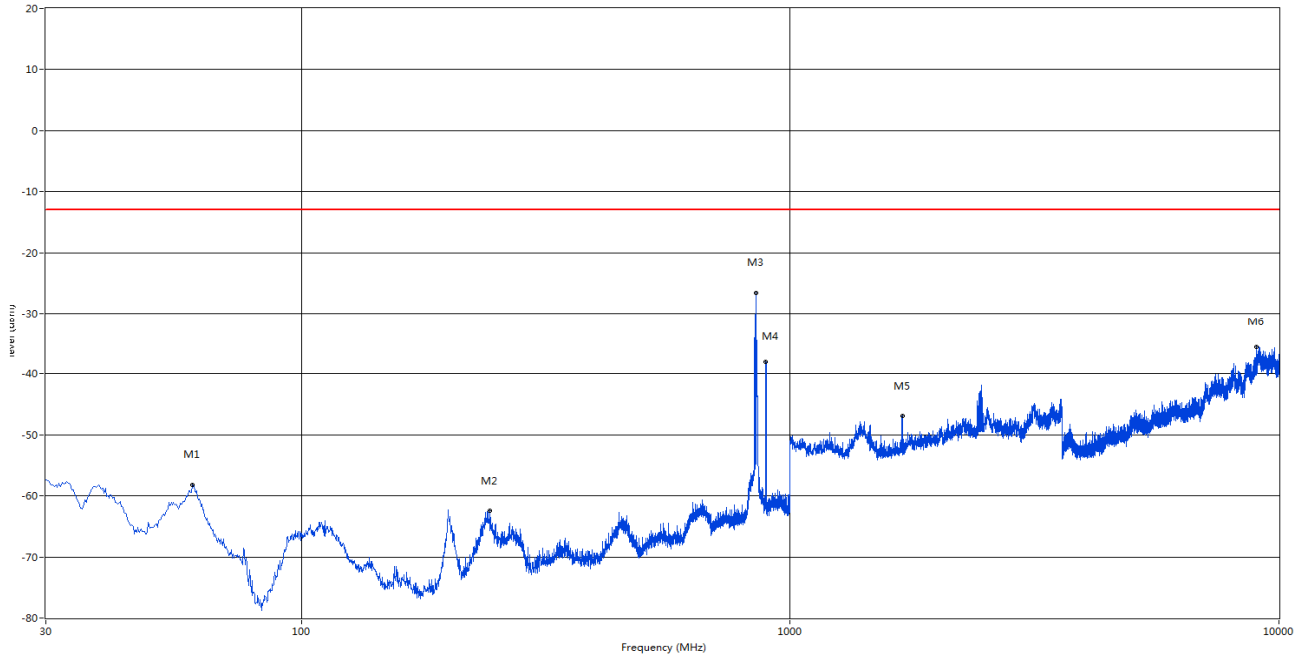
RSE Test case_FCC PART22&24&27_FCC PART 22



Frequency (MHz)	Result (dBm)	Factor (dB)	PK Limit (dBm)	Margin (dB)	Table (o)	ANT	EUT	Verdict
200.962	-63.28	-3.09	-13.0	50.28	76.80	Horizontal	Vertical	Pass
442.735	-62.54	1.95	-13.0	49.54	193.00	Horizontal	Vertical	Pass
880.690	-30.49	7.39	-13.0	17.49	212.10	Horizontal	Vertical	N/A
2538.550	-44.91	16.44	-13.0	31.91	321.70	Horizontal	Vertical	Pass
5001.600	-46.07	22.21	-13.0	33.07	10.70	Horizontal	Vertical	Pass
9088.000	-35.40	35.01	-13.0	22.40	177.10	Horizontal	Vertical	Pass

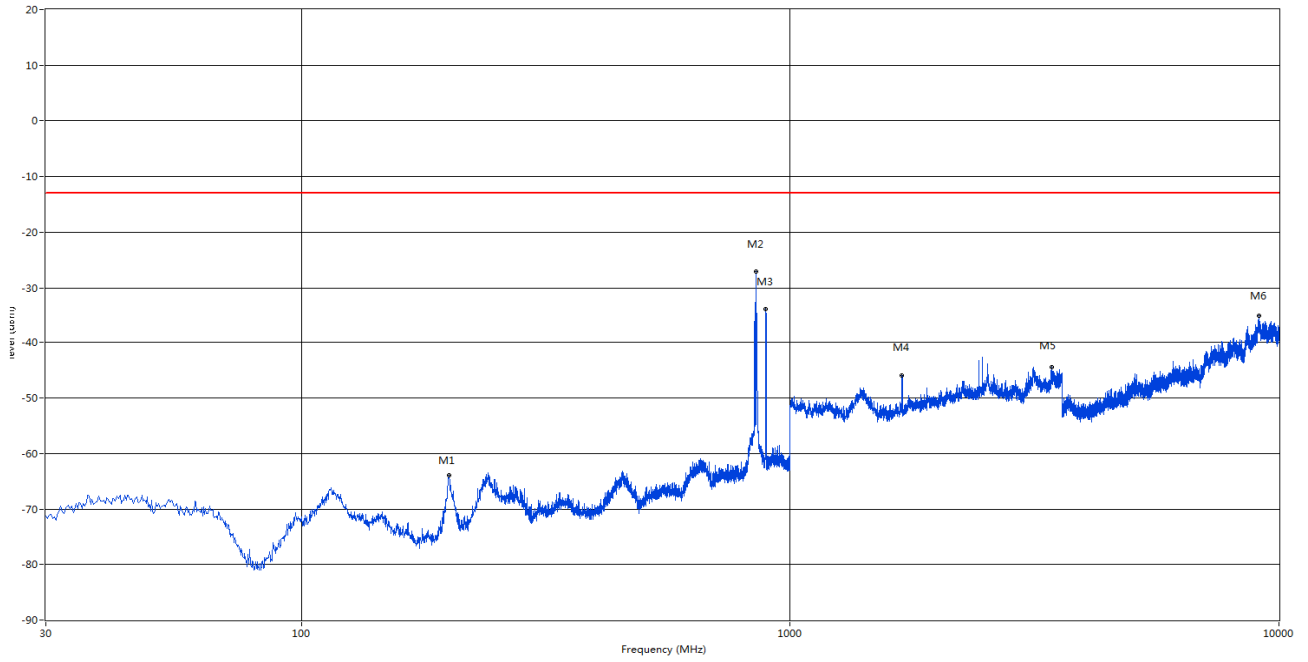
1.21. WCDMA B5 CH4233

RSE Test case_FCC PART22&24&27_FCC PART 22



Frequency (MHz)	Result (dBm)	Factor (dB)	PK Limit (dBm)	Margin (dB)	Table (o)	ANT	EUT	Verdict
59.828	-58.21	-8.86	-13.0	45.21	81.00	Vertical	Vertical	Pass
242.915	-62.48	2.02	-13.0	49.48	123.20	Vertical	Vertical	Pass
851.833	-26.55	12.85	-13.0	13.55	159.50	Vertical	Vertical	N/A
891.602	-38.06	6.42	-13.0	25.06	237.10	Vertical	Vertical	N/A
1694.850	-46.94	10.44	-13.0	33.94	269.40	Vertical	Vertical	Pass
9005.000	-35.63	33.72	-13.0	22.63	103.20	Vertical	Vertical	Pass

RSE Test case_FCC PART22&24&27_FCC PART 22

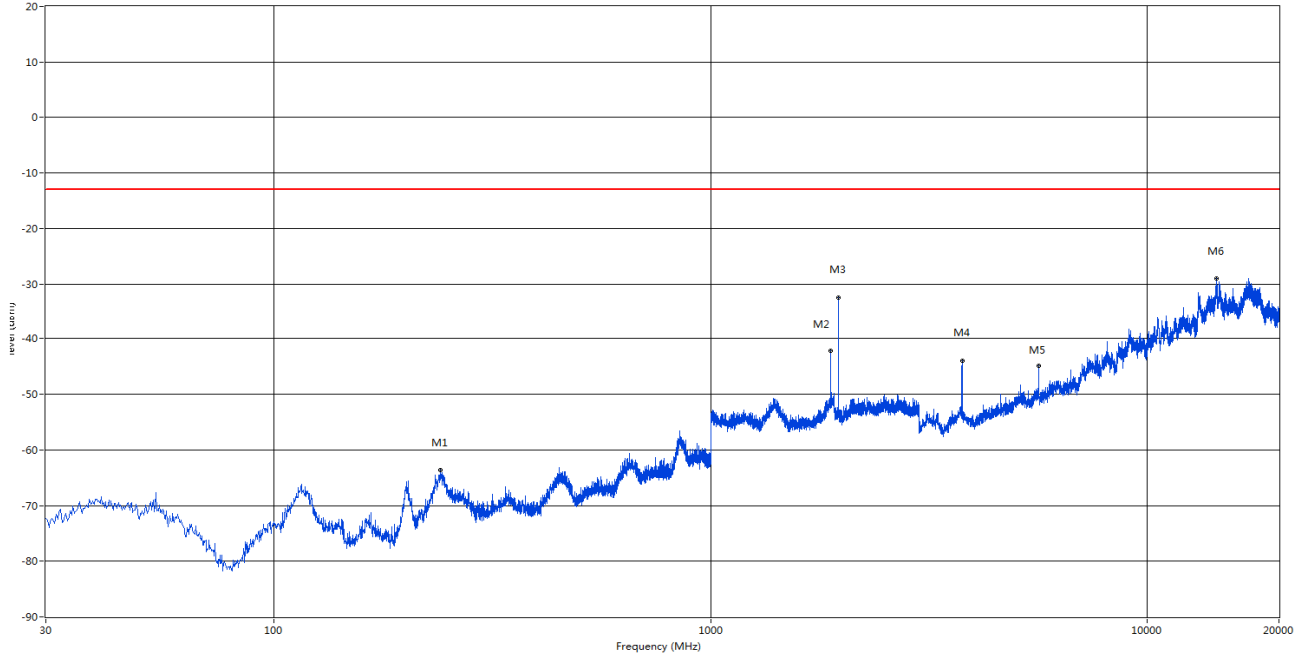


Frequency (MHz)	Result (dBm)	Factor (dB)	PK Limit (dBm)	Margin (dB)	Table (o)	ANT	EUT	Verdict
200.720	-63.85	-3.00	-13.0	50.85	72.40	Horizontal	Vertical	Pass
851.590	-27.13	12.87	-13.0	14.13	311.30	Horizontal	Vertical	N/A
890.390	-33.83	6.38	-13.0	20.83	215.10	Horizontal	Vertical	N/A
1694.200	-46.01	10.39	-13.0	33.01	160.40	Horizontal	Vertical	Pass
3422.550	-44.50	17.14	-13.0	31.50	8.40	Horizontal	Vertical	Pass
9107.000	-35.04	35.33	-13.0	22.04	50.60	Horizontal	Vertical	Pass

LTE

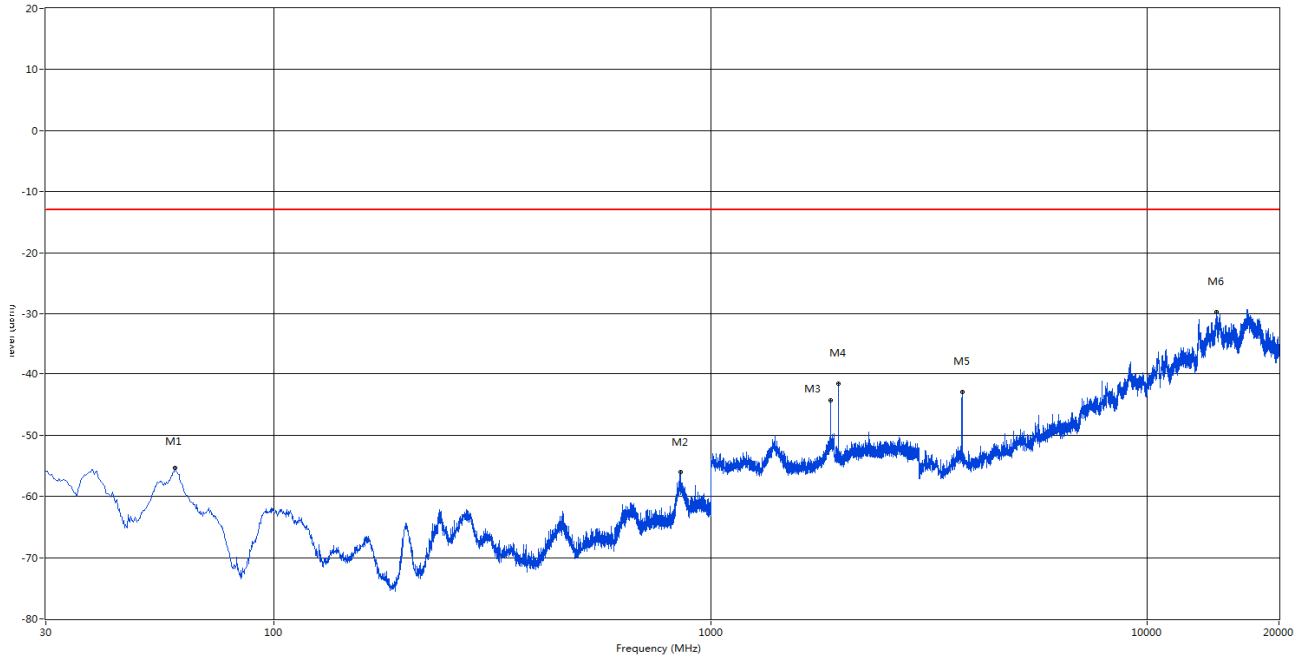
1.22. LTE B2 CH18900 BW1.4 RB1

RSE Test case_FCC PART22&24&27_FCC PART 24



Frequency (MHz)	Result (dBm)	Factor (dB)	PK Limit (dBm)	Margin (dB)	Table (o)	ANT	EUT	Verdict
240.005	-63.67	2.85	-13.0	50.67	284.10	Horizontal	Horizontal	Pass
1879.500	-42.13	11.03	-13.0	29.13	41.10	Horizontal	Horizontal	N/A
1960.000	-32.41	8.94	-13.0	19.41	4.80	Horizontal	Horizontal	N/A
3760.500	-44.03	19.85	-13.0	31.03	212.30	Horizontal	Horizontal	Pass
5639.813	-44.90	23.01	-13.0	31.90	205.60	Horizontal	Horizontal	Pass
14390.313	-28.97	41.57	-13.0	15.97	1.40	Horizontal	Horizontal	Pass

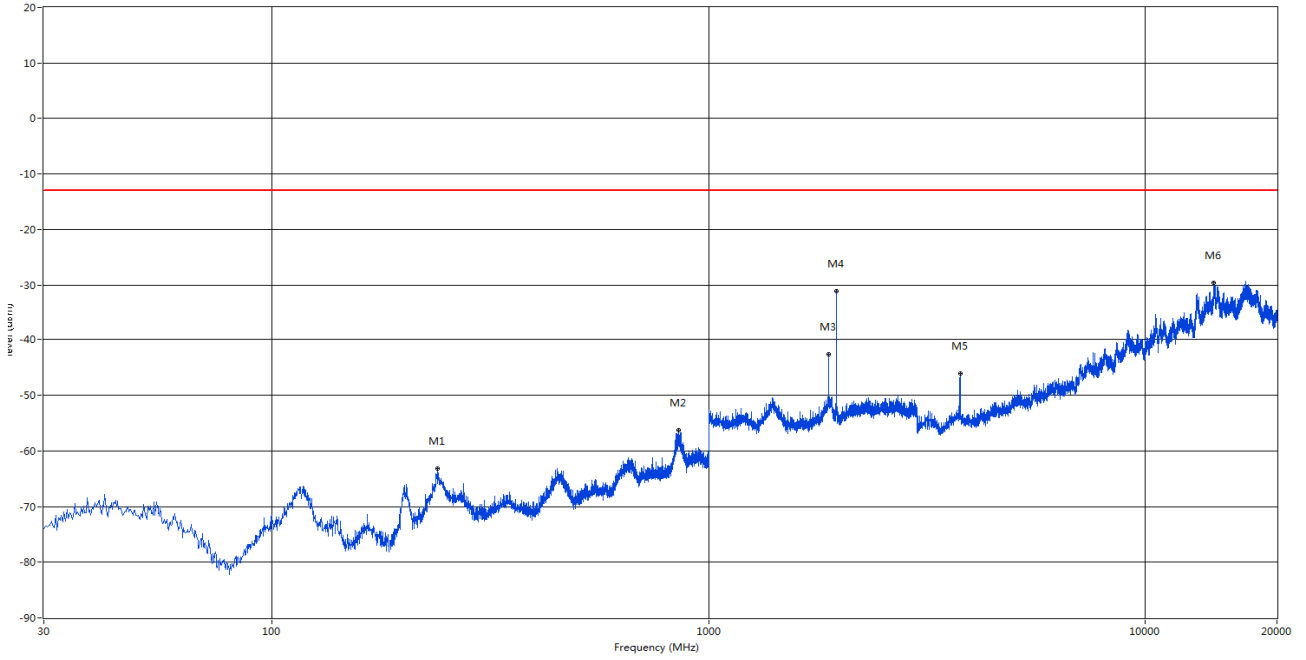
RSE Test case_FCC PART22&24&27_FCC PART 24



Frequency (MHz)	Result (dBm)	Factor (dB)	PK Limit (dBm)	Margin (dB)	Table (o)	ANT	EUT	Verdict
59.343	-55.34	-8.67	-13.0	42.34	108.10	Vertical	Vertical	Pass
850.862	-56.05	10.02	-13.0	43.05	70.40	Vertical	Vertical	Pass
1879.500	-44.36	11.03	-13.0	31.36	291.90	Vertical	Vertical	N/A
1960.000	-41.58	8.94	-13.0	28.58	75.20	Vertical	Vertical	N/A
3760.500	-42.96	19.85	-13.0	29.96	264.50	Vertical	Vertical	Pass
14386.688	-29.70	41.64	-13.0	16.70	191.30	Vertical	Vertical	Pass

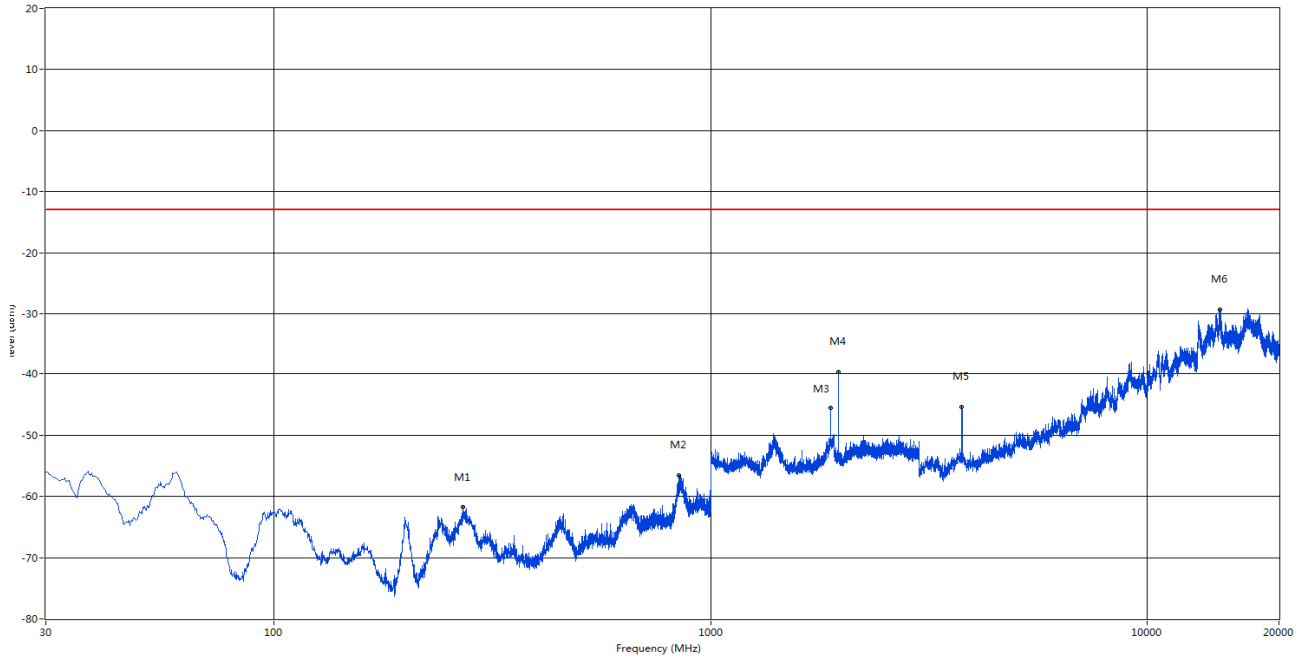
1.23. LTE B2 CH18900 BW3 RB1

RSE Test case_FCC PART22&24&27_FCC PART 24



Frequency (MHz)	Result (dBm)	Factor (dB)	PK Limit (dBm)	Margin (dB)	Table (o)	ANT	EUT	Verdict
239.520	-63.25	2.68	-13.0	50.25	26.40	Horizontal	Horizontal	Pass
851.590	-56.22	10.08	-13.0	43.22	96.70	Horizontal	Horizontal	Pass
1879.000	-42.70	11.02	-13.0	29.70	33.30	Horizontal	Horizontal	N/A
1960.500	-31.09	8.95	-13.0	18.09	337.60	Horizontal	Horizontal	N/A
3760.500	-46.09	19.85	-13.0	33.09	215.40	Horizontal	Horizontal	Pass
14348.625	-29.56	42.07	-13.0	16.56	5.50	Horizontal	Horizontal	Pass

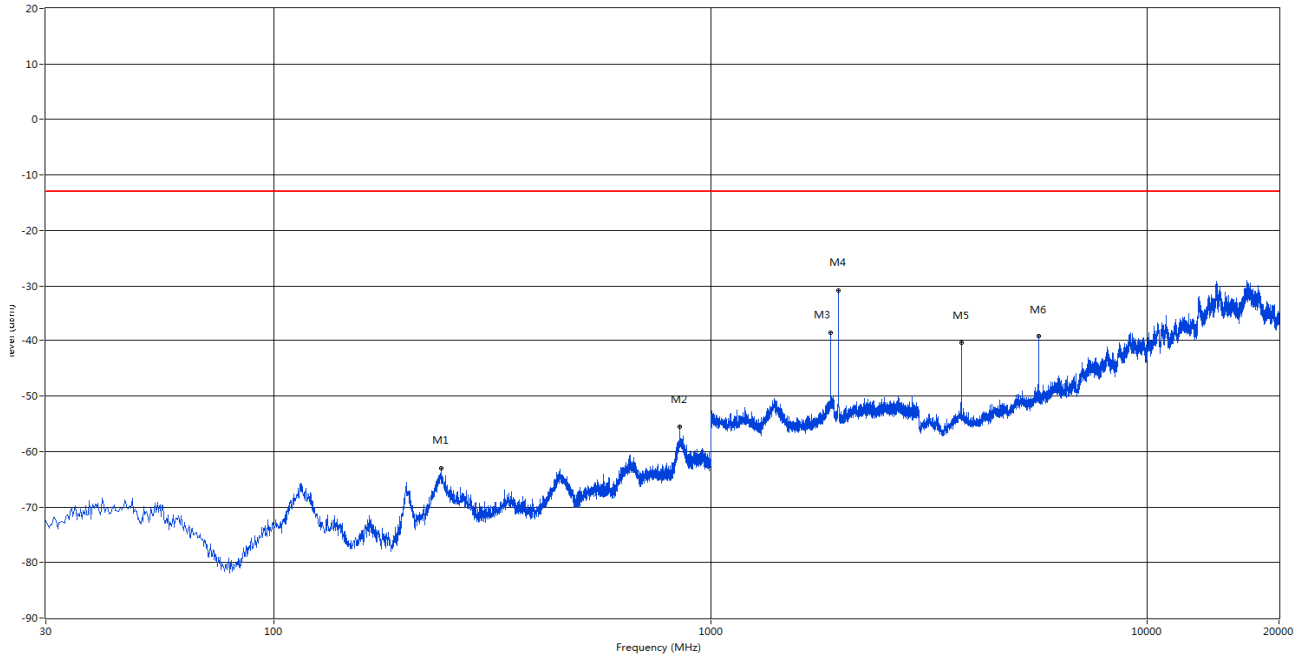
RSE Test case_FCC PART22&24&27_FCC PART 24



Frequency (MHz)	Result (dBm)	Factor (dB)	PK Limit (dBm)	Margin (dB)	Table (o)	ANT	EUT	Verdict
270.802	-61.79	-1.18	-13.0	48.79	114.70	Vertical	Vertical	Pass
843.102	-56.50	9.43	-13.0	43.50	291.60	Vertical	Vertical	Pass
1878.500	-45.55	11.01	-13.0	32.55	261.90	Vertical	Vertical	N/A
1959.500	-39.61	8.90	-13.0	26.61	73.40	Vertical	Vertical	N/A
3758.063	-45.40	19.88	-13.0	32.40	265.60	Vertical	Vertical	Pass
14627.750	-29.38	41.68	-13.0	16.38	360.00	Vertical	Vertical	Pass

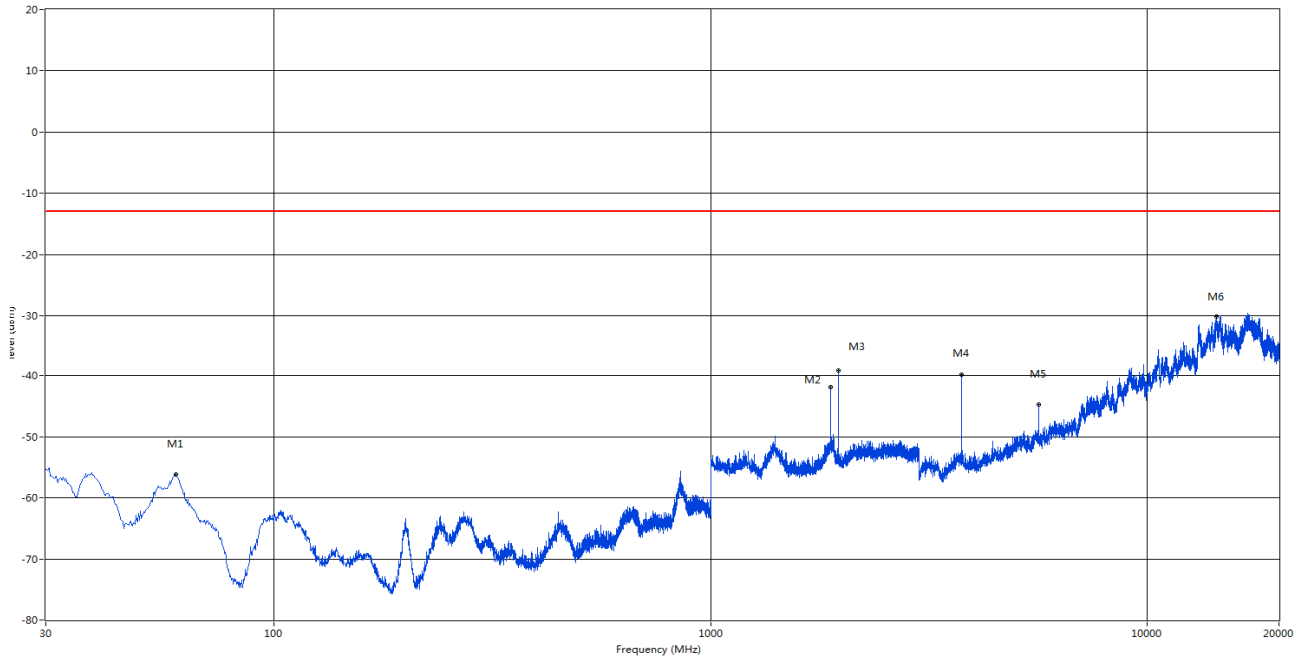
1.24. LTE B2 CH18900 BW5 RB1

RSE Test case_FCC PART22&24&27_FCC PART 24



Frequency (MHz)	Result (dBm)	Factor (dB)	PK Limit (dBm)	Margin (dB)	Table (o)	ANT	EUT	Verdict
240.975	-63.09	2.50	-13.0	50.09	198.60	Horizontal	Horizontal	Pass
848.922	-55.58	9.98	-13.0	42.58	227.50	Horizontal	Horizontal	Pass
1878.000	-38.56	11.00	-13.0	25.56	37.80	Horizontal	Horizontal	N/A
1961.000	-30.78	8.96	-13.0	17.78	123.50	Horizontal	Horizontal	N/A
3755.625	-40.33	19.88	-13.0	27.33	211.60	Horizontal	Horizontal	Pass
5632.500	-39.19	23.05	-13.0	26.19	199.00	Horizontal	Horizontal	Pass

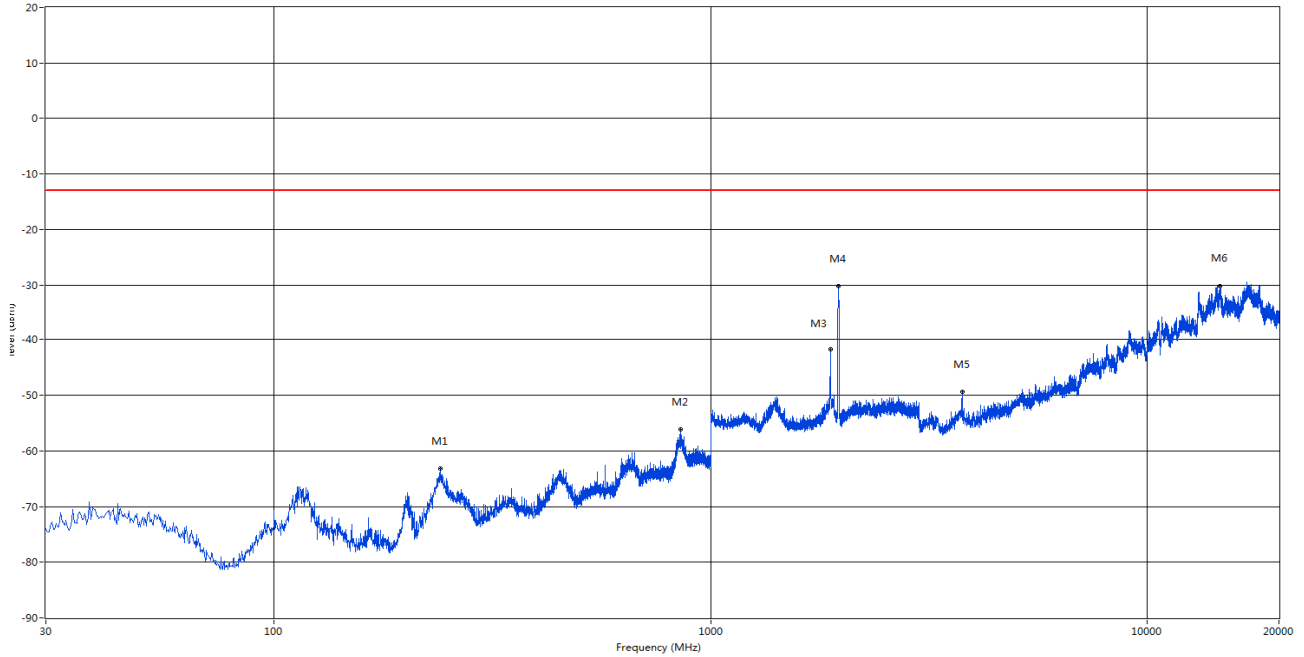
RSE Test case_FCC PART22&24&27_FCC PART 24



Frequency (MHz)	Result (dBm)	Factor (dB)	PK Limit (dBm)	Margin (dB)	Table (o)	ANT	EUT	Verdict
59.585	-56.17	-8.79	-13.0	43.17	110.20	Vertical	Vertical	Pass
1877.500	-41.85	10.99	-13.0	28.85	297.60	Vertical	Vertical	N/A
1959.500	-39.19	8.90	-13.0	26.19	78.60	Vertical	Vertical	N/A
3755.625	-39.76	19.88	-13.0	26.76	265.60	Vertical	Vertical	Pass
5632.500	-44.72	23.05	-13.0	31.72	146.70	Vertical	Vertical	Pass
14377.625	-30.09	41.80	-13.0	17.09	121.90	Vertical	Vertical	Pass

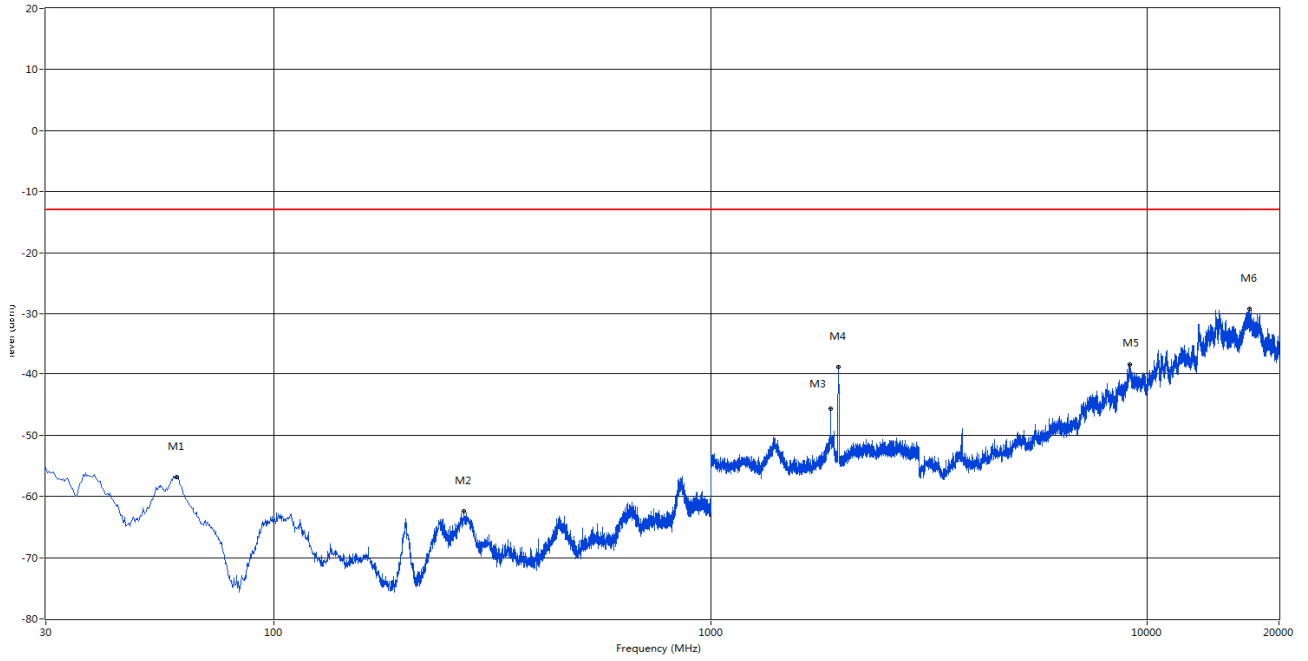
1.25. LTE B2 CH18900 BW10 RB1

RSE Test case_FCC PART22&24&27_FCC PART 24



Frequency (MHz)	Result (dBm)	Factor (dB)	PK Limit (dBm)	Margin (dB)	Table (o)	ANT	EUT	Verdict
240.005	-63.12	2.85	-13.0	50.12	273.90	Horizontal	Horizontal	Pass
854.258	-56.08	9.93	-13.0	43.08	0.30	Horizontal	Horizontal	Pass
1883.000	-41.78	11.09	-13.0	28.78	23.30	Horizontal	Horizontal	N/A
1958.000	-30.20	8.90	-13.0	17.20	343.20	Horizontal	Horizontal	N/A
3765.375	-49.44	19.77	-13.0	36.44	211.20	Horizontal	Horizontal	Pass
14663.999	-30.17	41.54	-13.0	17.17	320.20	Horizontal	Horizontal	Pass

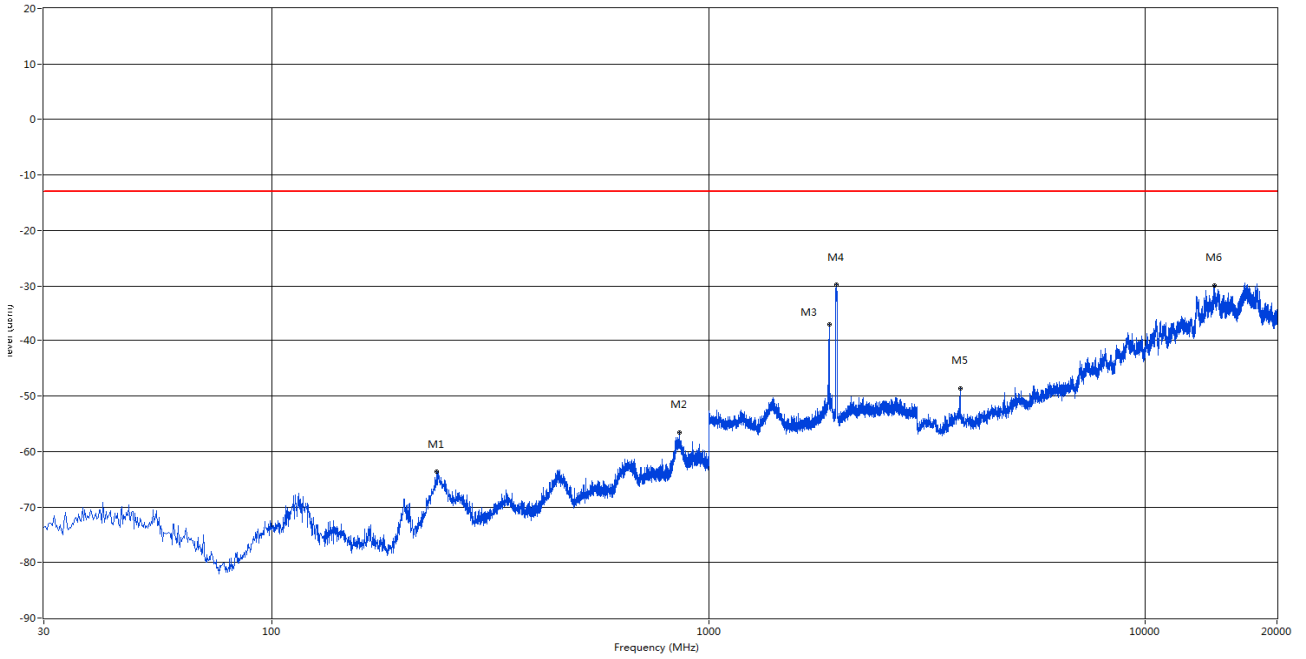
RSE Test case_FCC PART22&24&27_FCC PART 24



Frequency (MHz)	Result (dBm)	Factor (dB)	PK Limit (dBm)	Margin (dB)	Table (o)	ANT	EUT	Verdict
59.828	-56.80	-8.84	-13.0	43.80	116.20	Vertical	Vertical	Pass
271.772	-62.40	-1.27	-13.0	49.40	112.40	Vertical	Vertical	Pass
1883.000	-45.66	11.09	-13.0	32.66	258.40	Vertical	Vertical	N/A
1961.000	-38.89	8.96	-13.0	25.89	70.10	Vertical	Vertical	N/A
9108.375	-38.51	35.35	-13.0	25.51	124.00	Vertical	Vertical	Pass
17087.313	-29.12	39.68	-13.0	16.12	57.50	Vertical	Vertical	Pass

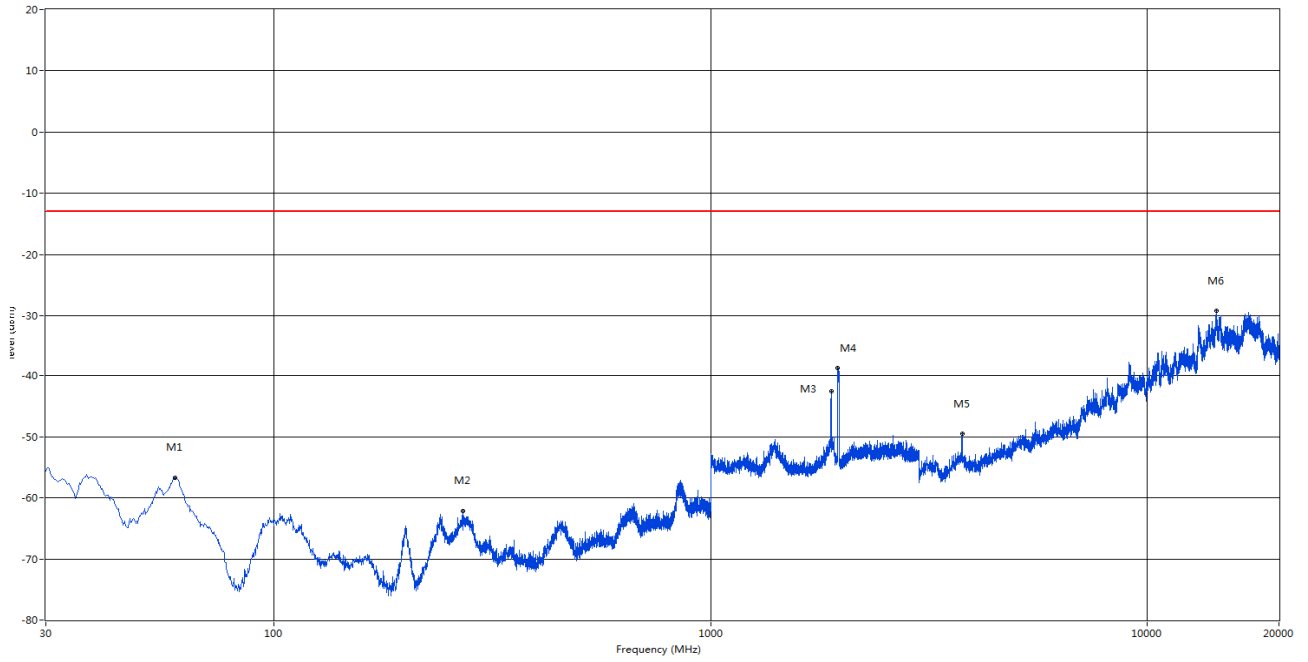
1.26. LTE B2 CH18900 BW15 RB1

RSE Test case_FCC PART22&24&27_FCC PART 24



Frequency (MHz)	Result (dBm)	Factor (dB)	PK Limit (dBm)	Margin (dB)	Table (o)	ANT	EUT	Verdict
237.822	-63.55	2.06	-13.0	50.55	51.00	Horizontal	Horizontal	Pass
855.955	-56.58	9.87	-13.0	43.58	209.40	Horizontal	Horizontal	Pass
1886.500	-37.08	11.15	-13.0	24.08	32.50	Horizontal	Horizontal	N/A
1955.500	-29.79	8.99	-13.0	16.79	1.30	Horizontal	Horizontal	N/A
3760.500	-48.60	19.85	-13.0	35.60	93.30	Horizontal	Horizontal	Pass
14390.313	-29.85	41.57	-13.0	16.85	195.80	Horizontal	Horizontal	Pass

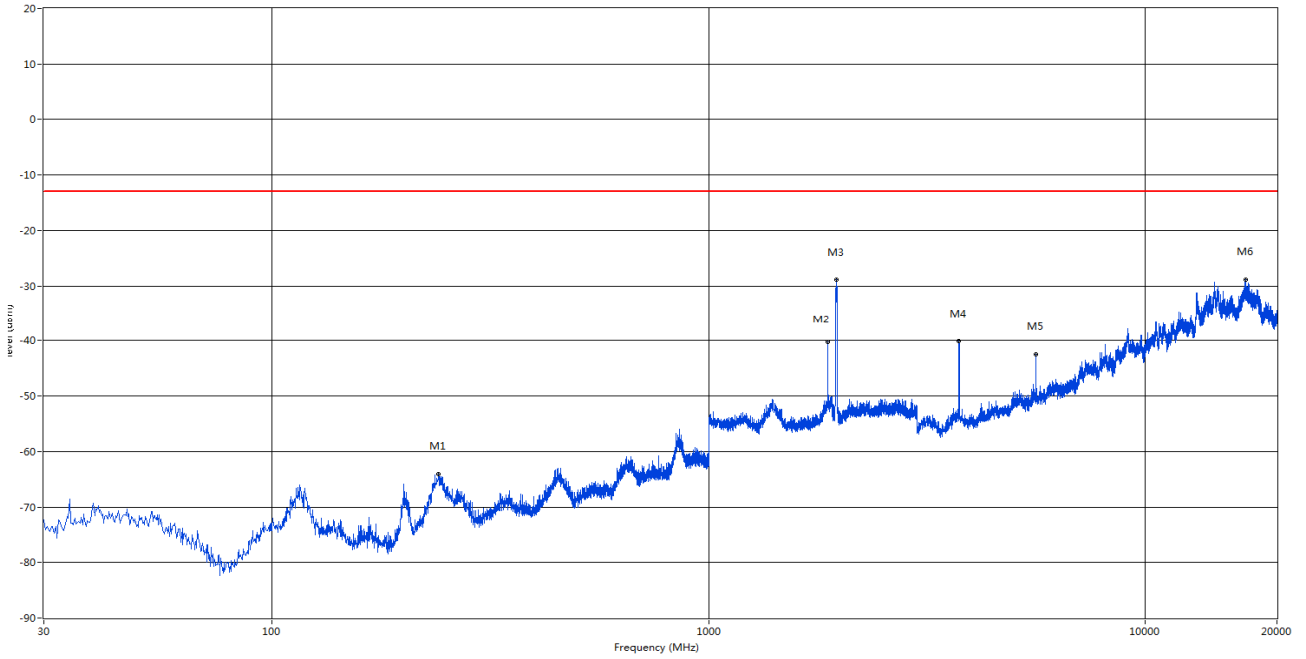
RSE Test case_FCC PART2&24&27_FCC PART 24



Frequency (MHz)	Result (dBm)	Factor (dB)	PK Limit (dBm)	Margin (dB)	Table (o)	ANT	EUT	Verdict
59.343	-56.64	-8.67	-13.0	43.64	117.90	Vertical	Vertical	Pass
271.045	-62.09	-1.13	-13.0	49.09	91.30	Vertical	Vertical	Pass
1886.000	-42.51	11.14	-13.0	29.51	283.40	Vertical	Vertical	N/A
1953.500	-38.74	9.01	-13.0	25.74	75.40	Vertical	Vertical	N/A
3762.938	-49.51	19.77	-13.0	36.51	267.80	Vertical	Vertical	Pass
14357.687	-29.19	42.17	-13.0	16.19	5.00	Vertical	Vertical	Pass

1.27. LTE B2 CH18900 BW20 RB1

RSE Test case_FCC PART22&24&27_FCC PART 24



Frequency (MHz)	Result (dBm)	Factor (dB)	PK Limit (dBm)	Margin (dB)	Table (o)	ANT	EUT	Verdict
240.248	-64.08	2.76	-13.0	51.08	200.90	Horizontal	Horizontal	Pass
1871.000	-40.31	10.88	-13.0	27.31	44.50	Horizontal	Horizontal	N/A
1963.000	-28.82	8.83	-13.0	15.82	124.30	Horizontal	Horizontal	N/A
3741.000	-40.07	19.84	-13.0	27.07	204.20	Horizontal	Horizontal	Pass
5613.000	-42.46	23.06	-13.0	29.46	217.20	Horizontal	Horizontal	Pass
16929.625	-28.90	38.82	-13.0	15.90	64.80	Horizontal	Horizontal	Pass

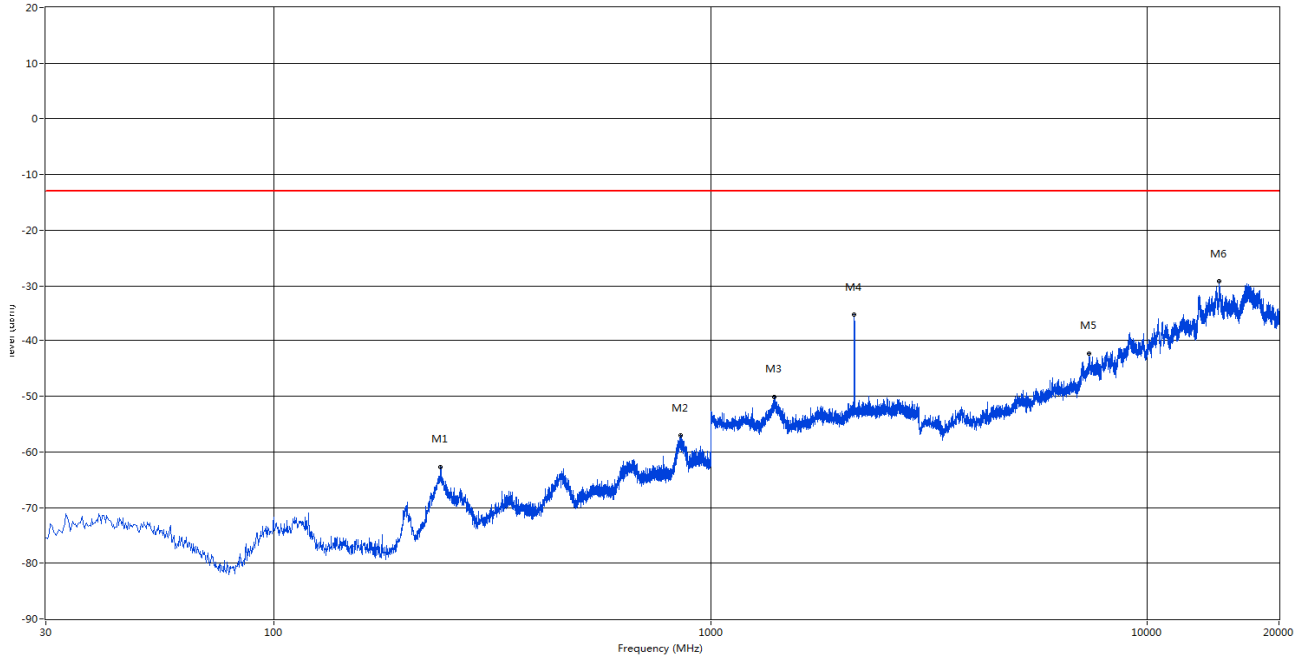
RSE Test case_FCC PART22&24&27_FCC PART 24



Frequency (MHz)	Result (dBm)	Factor (dB)	PK Limit (dBm)	Margin (dB)	Table (o)	ANT	EUT	Verdict
59.100	-56.93	-8.55	-13.0	43.93	84.80	Vertical	Vertical	Pass
1871.000	-43.68	10.88	-13.0	30.68	265.90	Vertical	Vertical	N/A
1951.500	-38.24	9.01	-13.0	25.24	73.30	Vertical	Vertical	N/A
3741.000	-39.51	19.84	-13.0	26.51	262.60	Vertical	Vertical	Pass
5613.000	-43.74	23.06	-13.0	30.74	127.70	Vertical	Vertical	Pass
14350.437	-28.76	42.11	-13.0	15.76	57.40	Vertical	Vertical	Pass

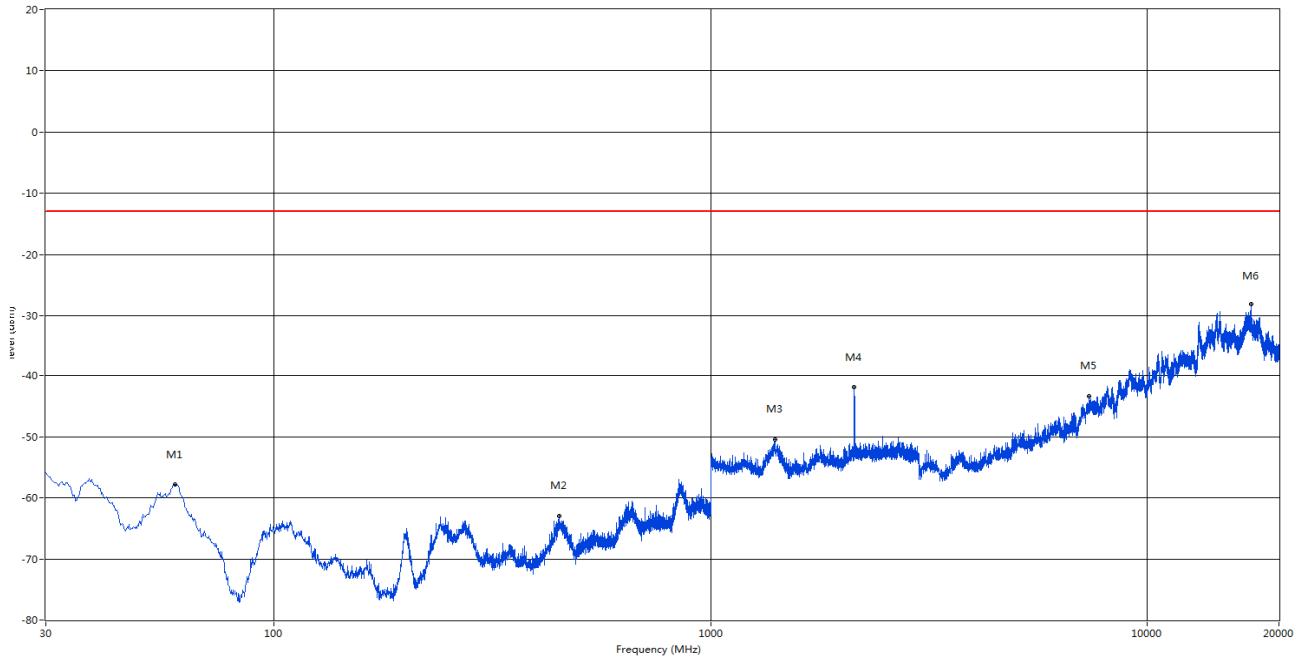
1.28. LTE B4 CH20175 BW1.4 RB1

RSE Test case_FCC PART22&24&27_FCC PART 24



Frequency (MHz)	Result (dBm)	Factor (dB)	PK Limit (dBm)	Margin (dB)	Table (o)	ANT	EUT	Verdict
240.732	-62.76	2.64	-13.0	49.76	343.40	Horizontal	Horizontal	Pass
852.075	-57.09	10.00	-13.0	44.09	240.00	Horizontal	Horizontal	Pass
1400.000	-50.08	10.18	-13.0	37.08	184.60	Horizontal	Horizontal	Pass
2132.000	-35.18	9.87	-13.0	22.18	21.60	Horizontal	Horizontal	N/A
7363.125	-42.34	29.43	-13.0	29.34	74.10	Horizontal	Horizontal	Pass
14618.687	-29.17	41.49	-13.0	16.17	152.50	Horizontal	Horizontal	Pass

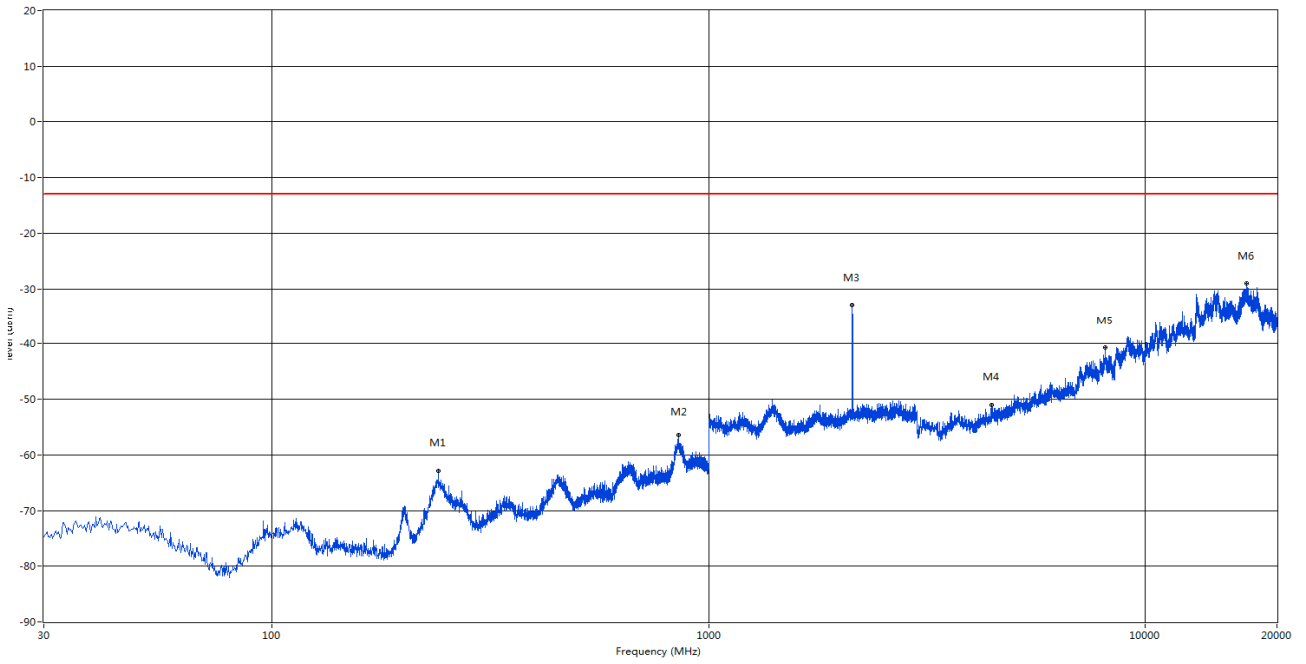
RSE Test case_FCC PART22&24&27_FCC PART 24



Frequency (MHz)	Result (dBm)	Factor (dB)	PK Limit (dBm)	Margin (dB)	Table (o)	ANT	EUT	Verdict
59.343	-57.83	-8.65	-13.0	44.83	133.10	Vertical	Vertical	Pass
450.495	-62.93	3.04	-13.0	49.93	108.00	Vertical	Vertical	Pass
1401.000	-50.49	10.12	-13.0	37.49	0.00	Vertical	Vertical	Pass
2132.500	-41.91	9.83	-13.0	28.91	156.40	Vertical	Vertical	N/A
7343.625	-43.31	29.20	-13.0	30.31	141.70	Vertical	Vertical	Pass
17261.312	-28.03	39.32	-13.0	15.03	336.70	Vertical	Vertical	Pass

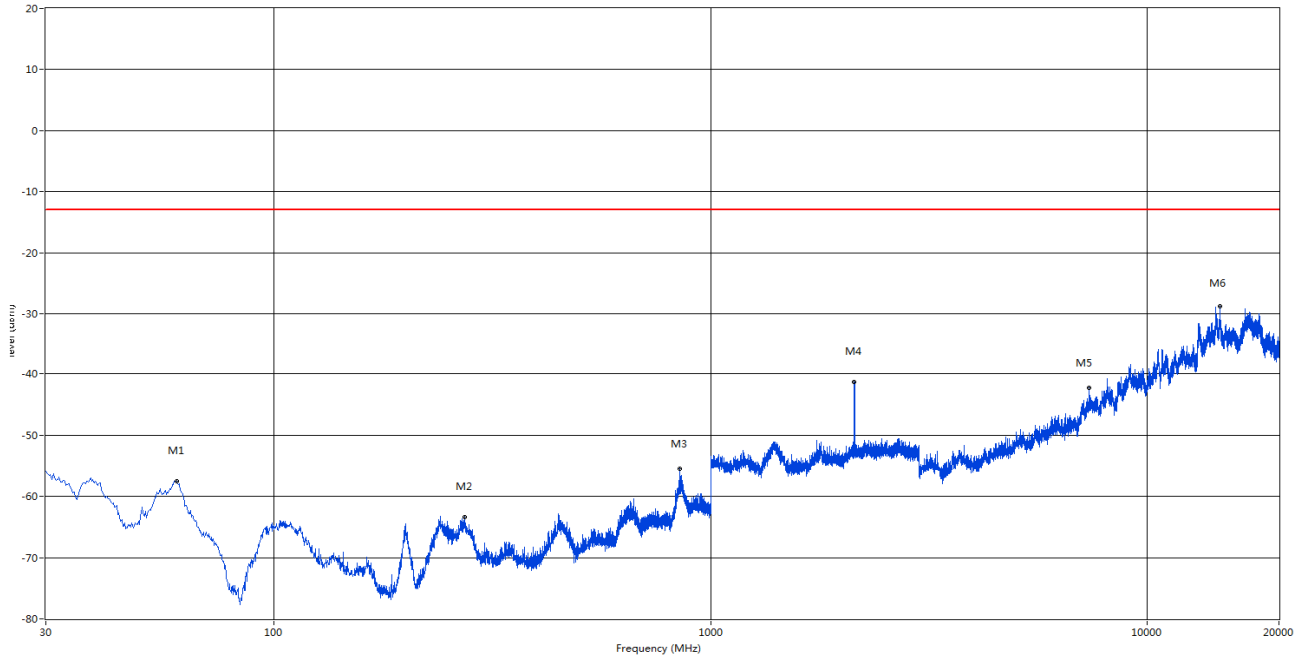
1.29. LTE B4 CH20175 BW3 RB1

RSE Test case_FCC PART22&24&27_FCC PART 24



Frequency (MHz)	Result (dBm)	Factor (dB)	PK Limit (dBm)	Margin (dB)	Table (o)	ANT	EUT	Verdict
240.248	-62.84	2.80	-13.0	49.84	103.10	Horizontal	Horizontal	Pass
850.862	-56.46	10.03	-13.0	43.46	360.00	Horizontal	Horizontal	Pass
2131.500	-32.89	9.89	-13.0	19.89	11.80	Horizontal	Horizontal	N/A
4452.750	-51.00	21.15	-13.0	38.00	173.20	Horizontal	Horizontal	Pass
8101.687	-40.67	32.28	-13.0	27.67	129.10	Horizontal	Horizontal	Pass
17080.063	-29.08	39.61	-13.0	16.08	350.20	Horizontal	Horizontal	Pass

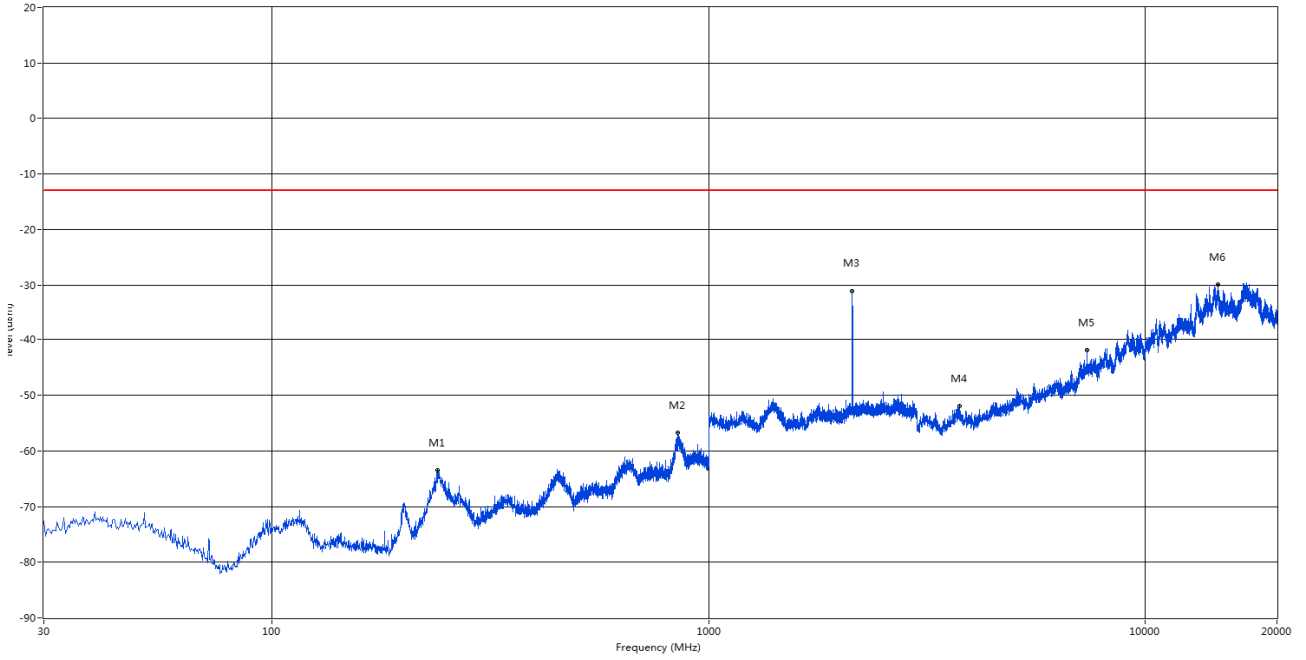
RSE Test case_FCC PART22&24&27_FCC PART 24



Frequency (MHz)	Result (dBm)	Factor (dB)	PK Limit (dBm)	Margin (dB)	Table (o)	ANT	EUT	Verdict
59.828	-57.59	-8.79	-13.0	44.59	116.40	Vertical	Vertical	Pass
272.985	-63.36	-1.48	-13.0	50.36	71.60	Vertical	Vertical	Pass
847.468	-55.42	9.77	-13.0	42.42	305.60	Vertical	Vertical	Pass
2132.000	-41.32	9.87	-13.0	28.32	360.00	Vertical	Vertical	N/A
7358.250	-42.25	29.29	-13.0	29.25	360.00	Vertical	Vertical	Pass
14633.187	-28.82	41.80	-13.0	15.82	134.10	Vertical	Vertical	Pass

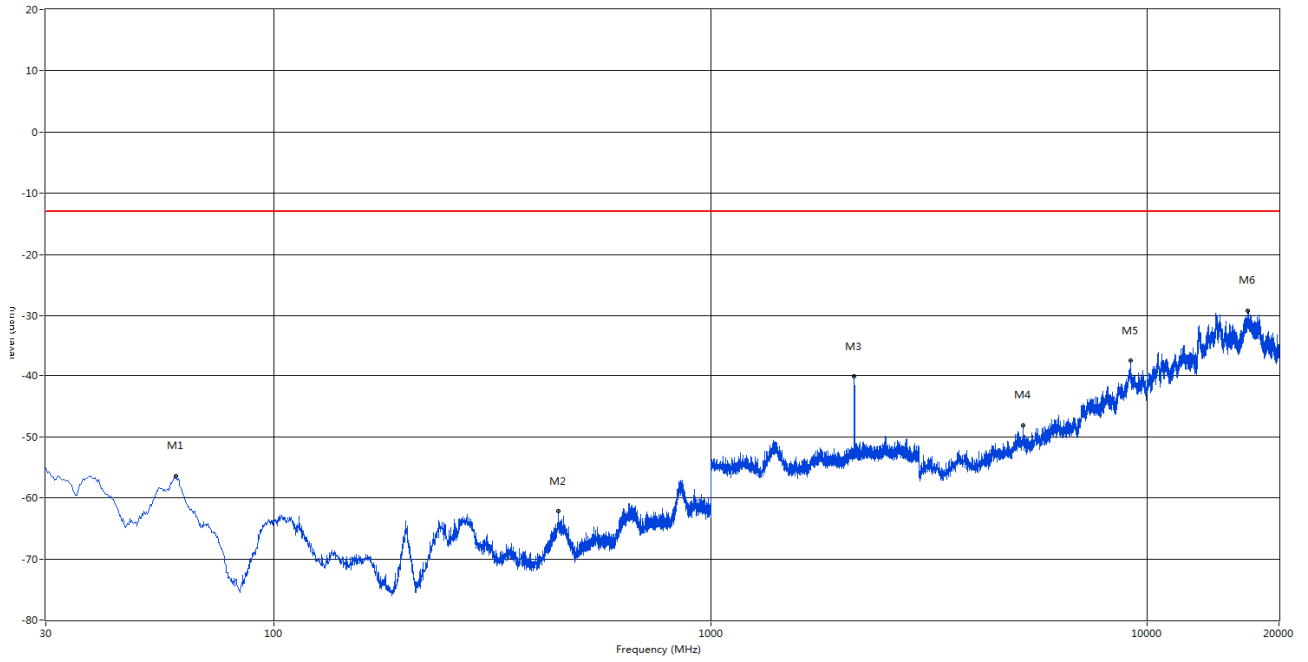
1.30. LTE B4 CH20175 BW5 RB1

RSE Test case_FCC PART22&24&27_FCC PART 24



Frequency (MHz)	Result (dBm)	Factor (dB)	PK Limit (dBm)	Margin (dB)	Table (o)	ANT	EUT	Verdict
238.792	-63.53	2.40	-13.0	50.53	286.40	Horizontal	Horizontal	Pass
848.922	-56.70	9.93	-13.0	43.70	18.40	Horizontal	Horizontal	Pass
2131.000	-31.11	9.90	-13.0	18.11	16.00	Horizontal	Horizontal	N/A
3758.063	-51.94	19.88	-13.0	38.94	359.40	Horizontal	Horizontal	Pass
7336.312	-41.91	28.82	-13.0	28.91	306.80	Horizontal	Horizontal	Pass
14636.812	-29.87	41.87	-13.0	16.87	354.70	Horizontal	Horizontal	Pass

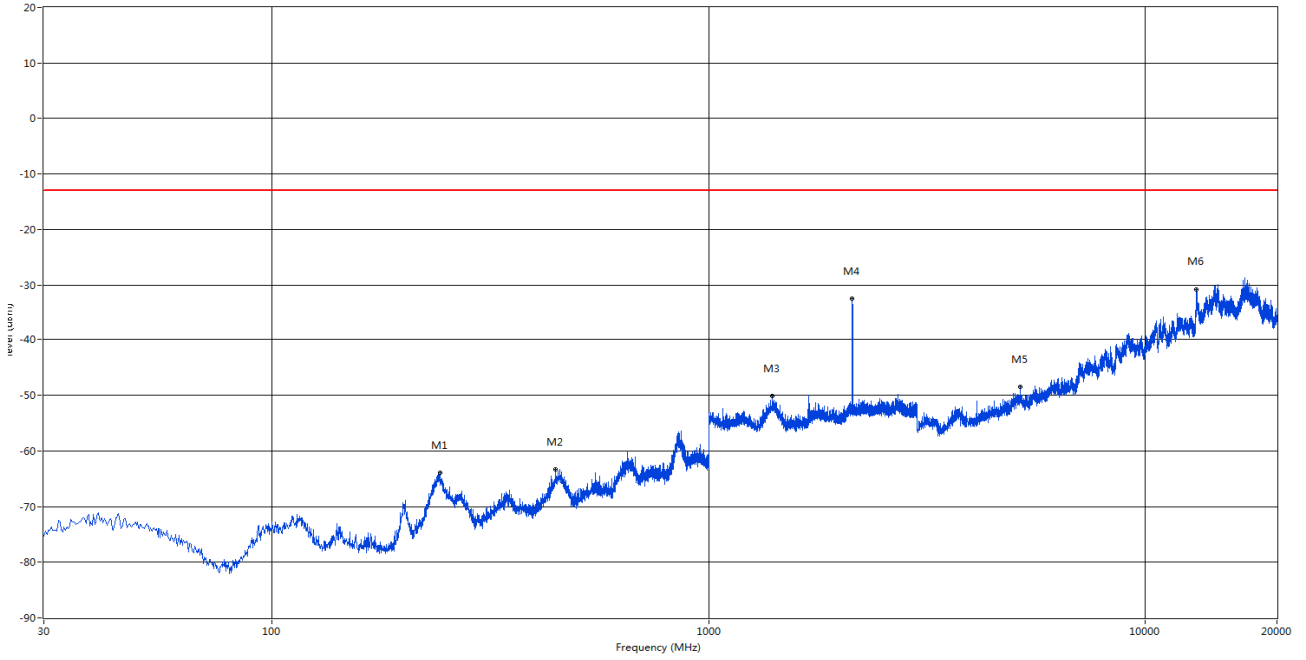
RSE Test case_FCC PART22&24&27_FCC PART 24



Frequency (MHz)	Result (dBm)	Factor (dB)	PK Limit (dBm)	Margin (dB)	Table (o)	ANT	EUT	Verdict
59.585	-56.39	-8.75	-13.0	43.39	99.60	Vertical	Vertical	Pass
447.342	-62.22	2.63	-13.0	49.22	351.10	Vertical	Vertical	Pass
2131.000	-40.11	9.90	-13.0	27.11	153.50	Vertical	Vertical	N/A
5191.312	-48.12	22.65	-13.0	35.12	318.20	Vertical	Vertical	Pass
9132.750	-37.56	34.88	-13.0	24.56	311.60	Vertical	Vertical	Pass
16994.875	-29.17	38.88	-13.0	16.17	232.00	Vertical	Vertical	Pass

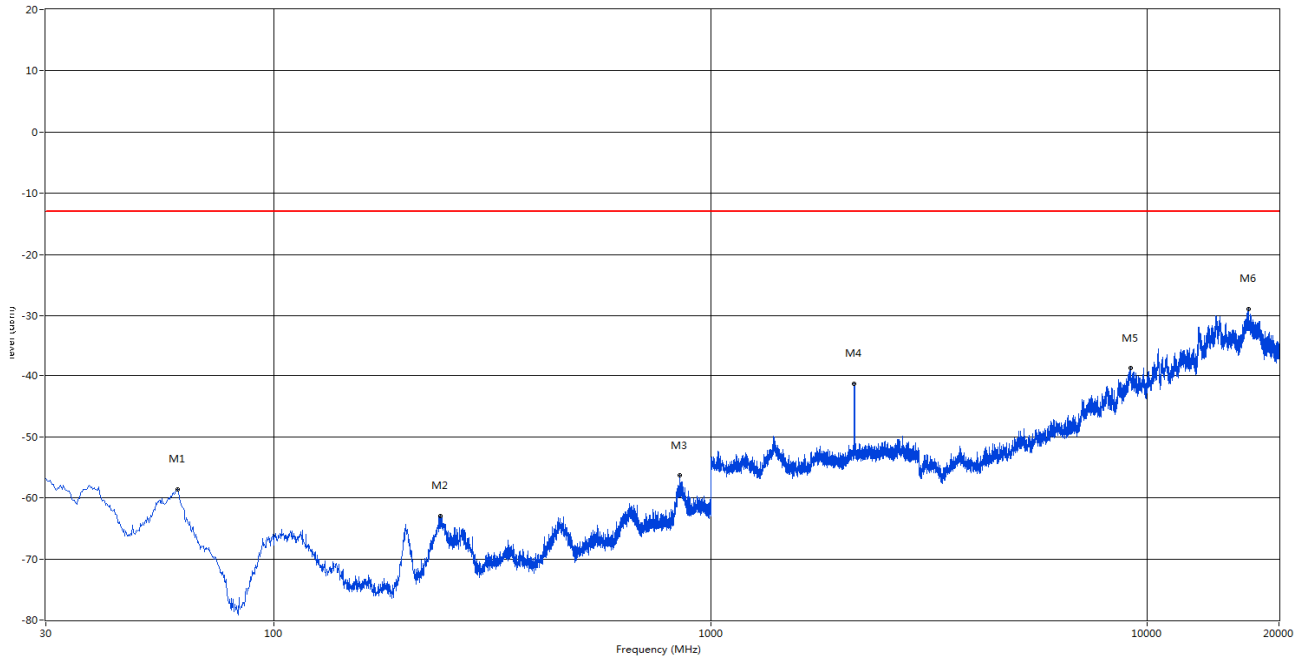
1.31. LTE B4 CH20175 BW10 RB1

RSE Test case_FCC PART22&24&27_FCC PART 24



Frequency (MHz)	Result (dBm)	Factor (dB)	PK Limit (dBm)	Margin (dB)	Table (o)	ANT	EUT	Verdict
242.430	-63.99	2.26	-13.0	50.99	21.40	Horizontal	Horizontal	Pass
446.130	-63.32	2.35	-13.0	50.32	1.90	Horizontal	Horizontal	Pass
1399.500	-50.11	10.16	-13.0	37.11	2.30	Horizontal	Horizontal	Pass
2132.000	-32.47	9.87	-13.0	19.47	18.40	Horizontal	Horizontal	N/A
5171.812	-48.48	22.79	-13.0	35.48	260.20	Horizontal	Horizontal	Pass
13101.625	-30.76	42.42	-13.0	17.76	265.50	Horizontal	Horizontal	Pass

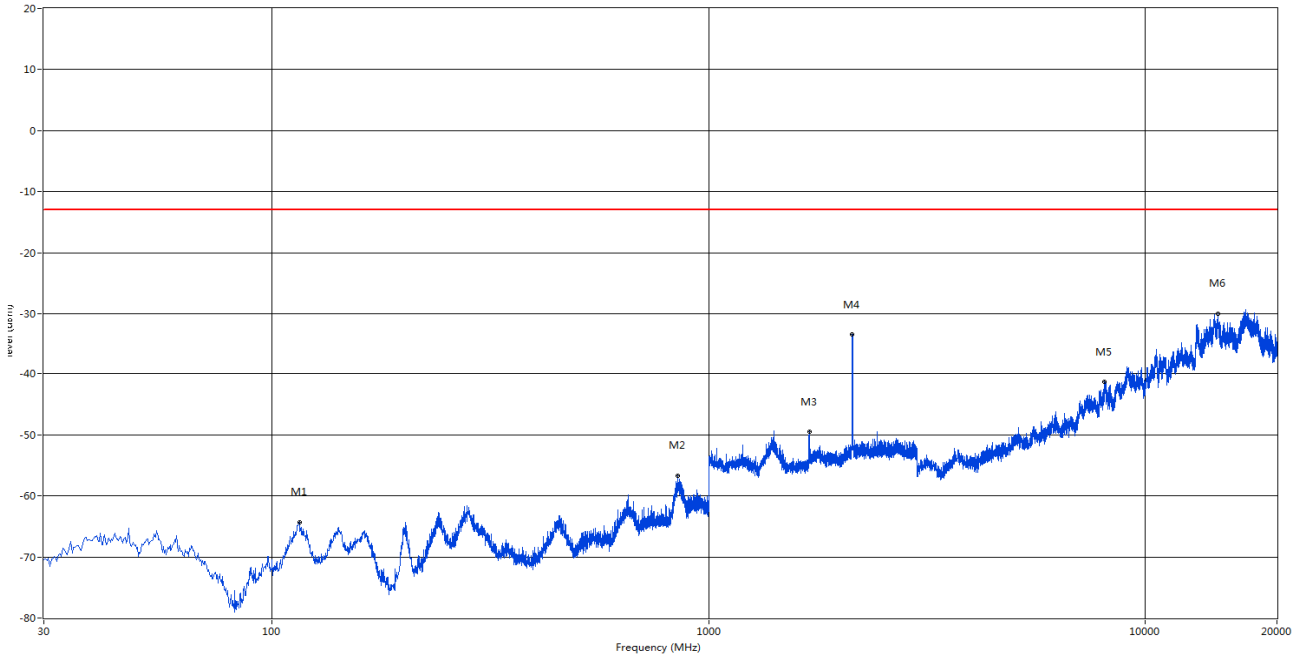
RSE Test case_FCC PART22&24&27_FCC PART 24



Frequency (MHz)	Result (dBm)	Factor (dB)	PK Limit (dBm)	Margin (dB)	Table (o)	ANT	EUT	Verdict
60.070	-58.59	-8.81	-13.0	45.59	98.00	Vertical	Vertical	Pass
240.490	-62.91	2.71	-13.0	49.91	273.00	Vertical	Vertical	Pass
849.893	-56.36	10.04	-13.0	43.36	219.40	Vertical	Vertical	Pass
2129.000	-41.36	9.84	-13.0	28.36	152.70	Vertical	Vertical	N/A
9144.937	-38.72	34.58	-13.0	25.72	329.70	Vertical	Vertical	Pass
17058.312	-28.96	39.41	-13.0	15.96	331.90	Vertical	Vertical	Pass

1.32. LTE B4 CH20175 BW15 RB1

RSE Test case_FCC PART22&24&27_FCC PART 24



Frequency (MHz)	Result (dBm)	Factor (dB)	PK Limit (dBm)	Margin (dB)	Table (o)	ANT	EUT	Verdict
115.603	-64.38	-5.16	-13.0	51.38	209.80	Horizontal	Horizontal	Pass
850.620	-56.77	10.04	-13.0	43.77	360.00	Horizontal	Horizontal	Pass
1697.500	-49.52	8.16	-13.0	36.52	115.60	Horizontal	Horizontal	Pass
2128.500	-33.50	9.84	-13.0	20.50	20.50	Horizontal	Horizontal	N/A
8062.688	-41.33	31.94	-13.0	28.33	22.90	Horizontal	Horizontal	Pass
14625.937	-30.05	41.64	-13.0	17.05	9.20	Horizontal	Horizontal	Pass

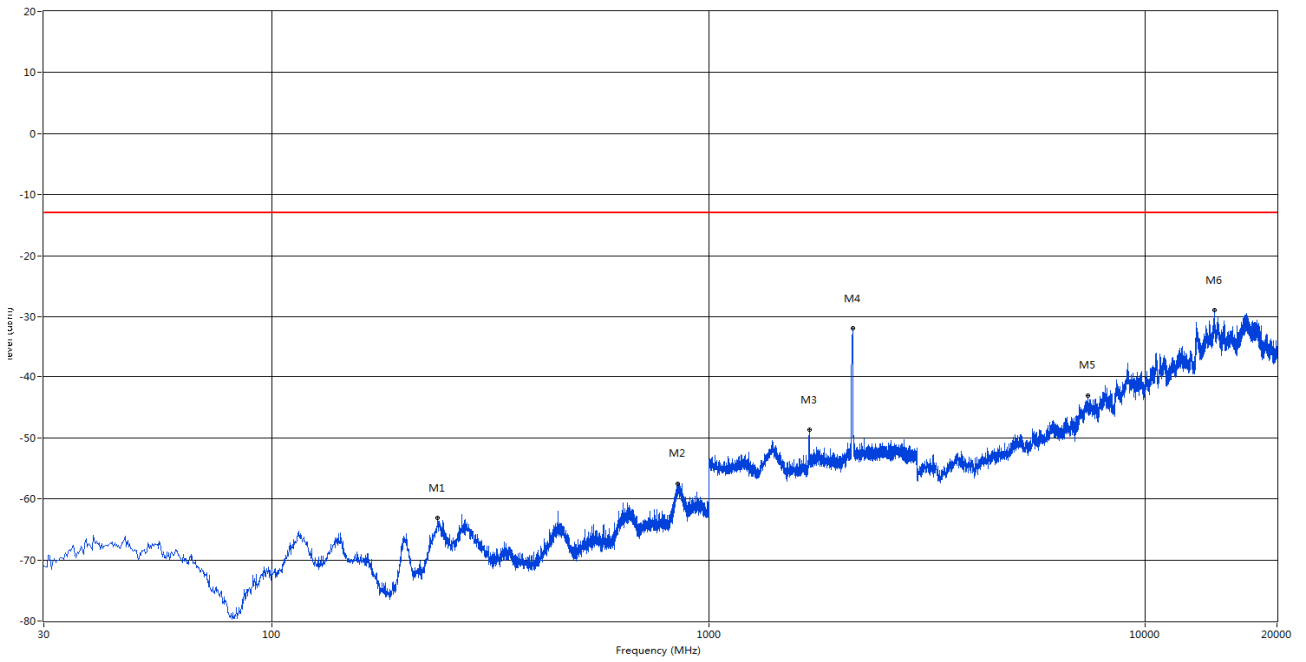
RSE Test case_FCC PART22&24&27_FCC PART 24



Frequency (MHz)	Result (dBm)	Factor (dB)	PK Limit (dBm)	Margin (dB)	Table (o)	ANT	EUT	Verdict
239.762	-62.12	2.81	-13.0	49.12	100.30	Vertical	Vertical	Pass
859.835	-56.83	9.67	-13.0	43.83	358.70	Vertical	Vertical	Pass
2135.000	-40.63	9.86	-13.0	27.63	1.50	Vertical	Vertical	N/A
5547.188	-46.83	23.55	-13.0	33.83	86.70	Vertical	Vertical	Pass
10587.938	-36.05	37.43	-13.0	23.05	241.40	Vertical	Vertical	Pass
16967.687	-29.81	38.86	-13.0	16.81	190.20	Vertical	Vertical	Pass

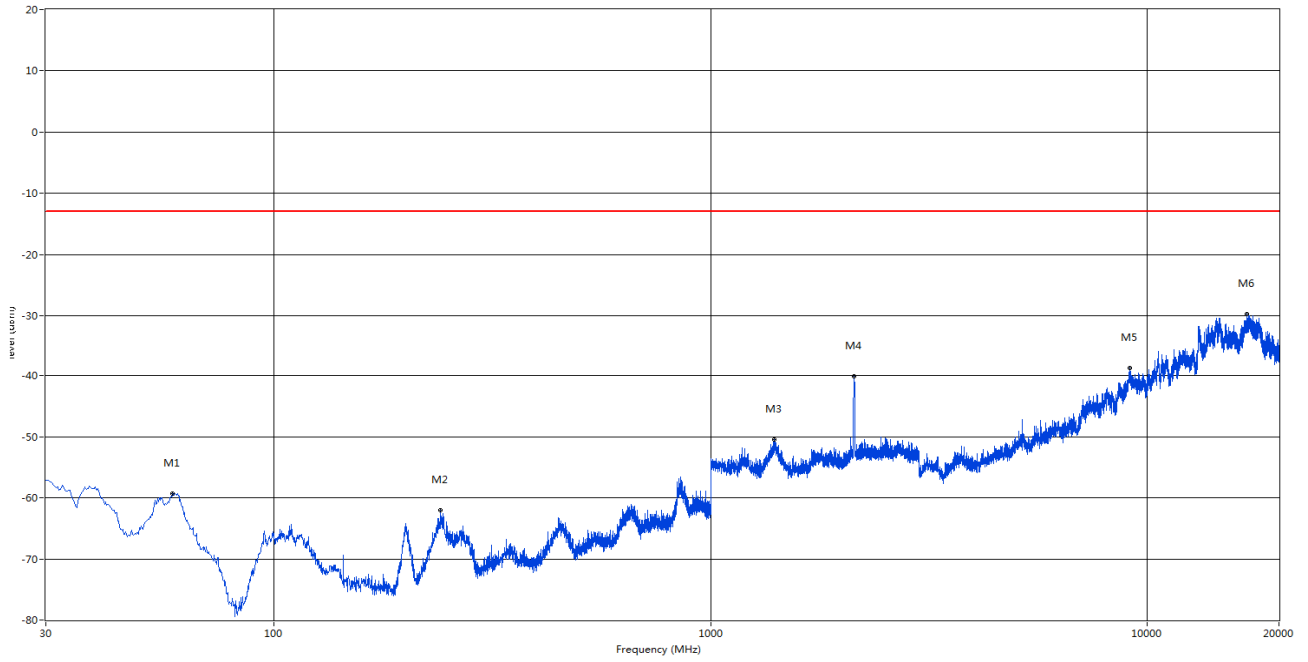
1.33. LTE B4 CH20175 BW20 RB1

RSE Test case_FCC PART22&24&27_FCC PART 24



Frequency (MHz)	Result (dBm)	Factor (dB)	PK Limit (dBm)	Margin (dB)	Table (o)	ANT	EUT	Verdict
239.520	-63.12	2.70	-13.0	50.12	204.90	Horizontal	Horizontal	Pass
849.893	-57.51	10.04	-13.0	44.51	258.60	Horizontal	Horizontal	Pass
1697.000	-48.72	8.06	-13.0	35.72	121.40	Horizontal	Horizontal	Pass
2140.000	-32.02	9.76	-13.0	19.02	17.80	Horizontal	Horizontal	N/A
7372.875	-43.09	29.65	-13.0	30.09	249.60	Horizontal	Horizontal	Pass
14403.000	-28.93	41.33	-13.0	15.93	289.00	Horizontal	Horizontal	Pass

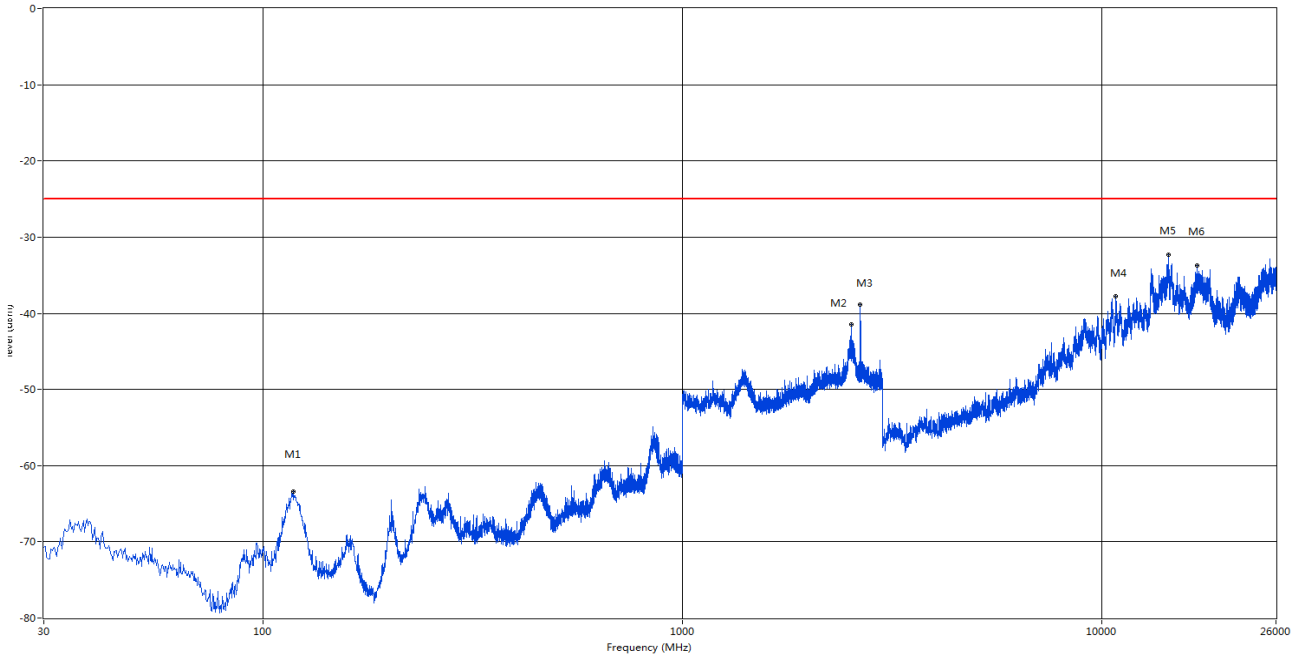
RSE Test case_FCC PART22&24&27_FCC PART 24



Frequency (MHz)	Result (dBm)	Factor (dB)	PK Limit (dBm)	Margin (dB)	Table (o)	ANT	EUT	Verdict
58.373	-59.32	-8.23	-13.0	46.32	132.60	Vertical	Vertical	Pass
240.248	-61.98	2.80	-13.0	48.98	311.00	Vertical	Vertical	Pass
1399.500	-50.44	10.16	-13.0	37.44	37.00	Vertical	Vertical	Pass
2129.000	-40.08	9.84	-13.0	27.08	92.00	Vertical	Vertical	N/A
9118.125	-38.79	35.24	-13.0	25.79	14.70	Vertical	Vertical	Pass
16918.750	-29.75	38.81	-13.0	16.75	359.90	Vertical	Vertical	Pass

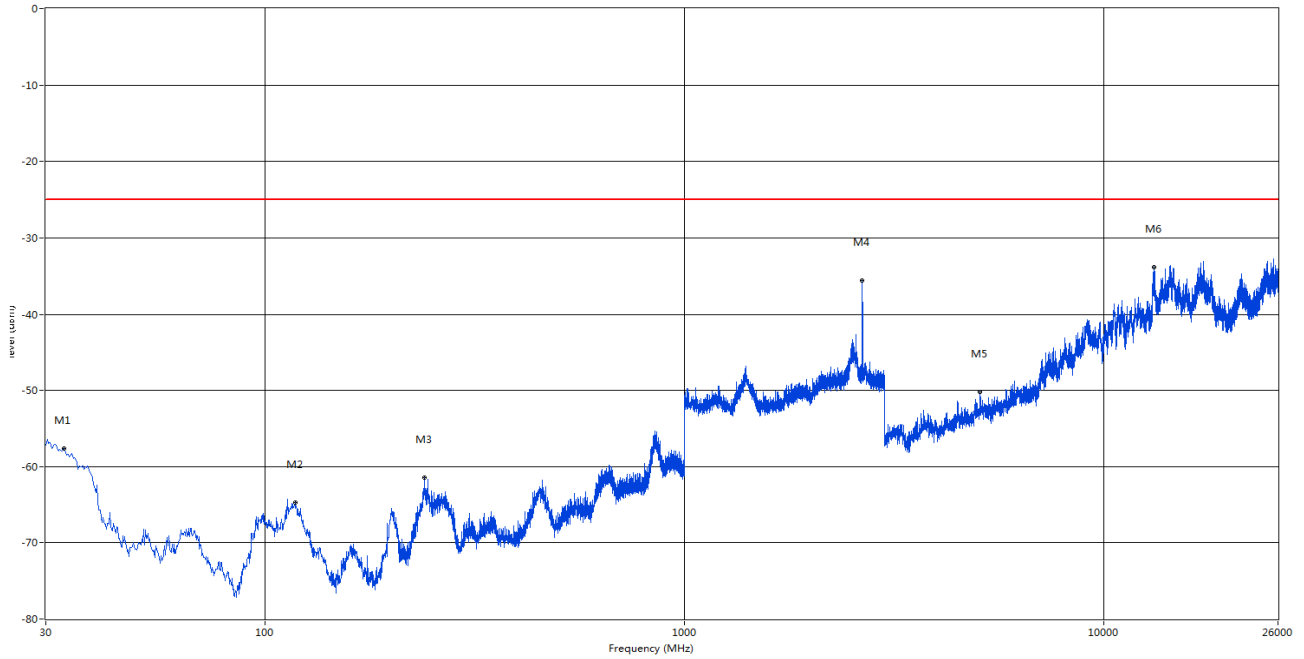
1.34. LTE B7 CH21100 BW5 RB1

RSE Test case_FCC PART22&24&27_FCC PART 27(band7)



Frequency (MHz)	Result (dBm)	Factor (dB)	PK Limit (dBm)	Margin (dB)	Table (o)	ANT	EUT	Verdict
118.027	-63.49	-5.47	-25.0	38.49	220.10	Horizontal	Horizontal	Pass
2532.500	-41.53	15.89	-25.0	16.53	268.60	Horizontal	Horizontal	N/A
2655.500	-38.80	13.35	-25.0	13.80	46.80	Horizontal	Horizontal	N/A
10804.875	-37.71	37.42	-25.0	12.71	246.70	Horizontal	Horizontal	Pass
14390.313	-32.29	41.57	-25.0	7.29	227.30	Horizontal	Horizontal	Pass
16891.563	-33.64	38.75	-25.0	8.64	305.70	Horizontal	Horizontal	Pass

RSE Test case_FCC PART22&24&27_FCC PART 27(band7)



Frequency (MHz)	Result (dBm)	Factor (dB)	PK Limit (dBm)	Margin (dB)	Table (o)	ANT	EUT	Verdict
33.153	-57.70	-6.28	-25.0	32.70	296.40	Vertical	Vertical	Pass
118.027	-64.70	-5.47	-25.0	39.70	204.20	Vertical	Vertical	Pass
239.520	-61.52	3.39	-25.0	36.52	178.80	Vertical	Vertical	Pass
2653.500	-35.55	13.38	-25.0	10.55	96.00	Vertical	Vertical	N/A
5064.563	-50.28	22.38	-25.0	25.28	312.00	Vertical	Vertical	Pass
13152.375	-33.83	41.05	-25.0	8.83	174.20	Vertical	Vertical	Pass

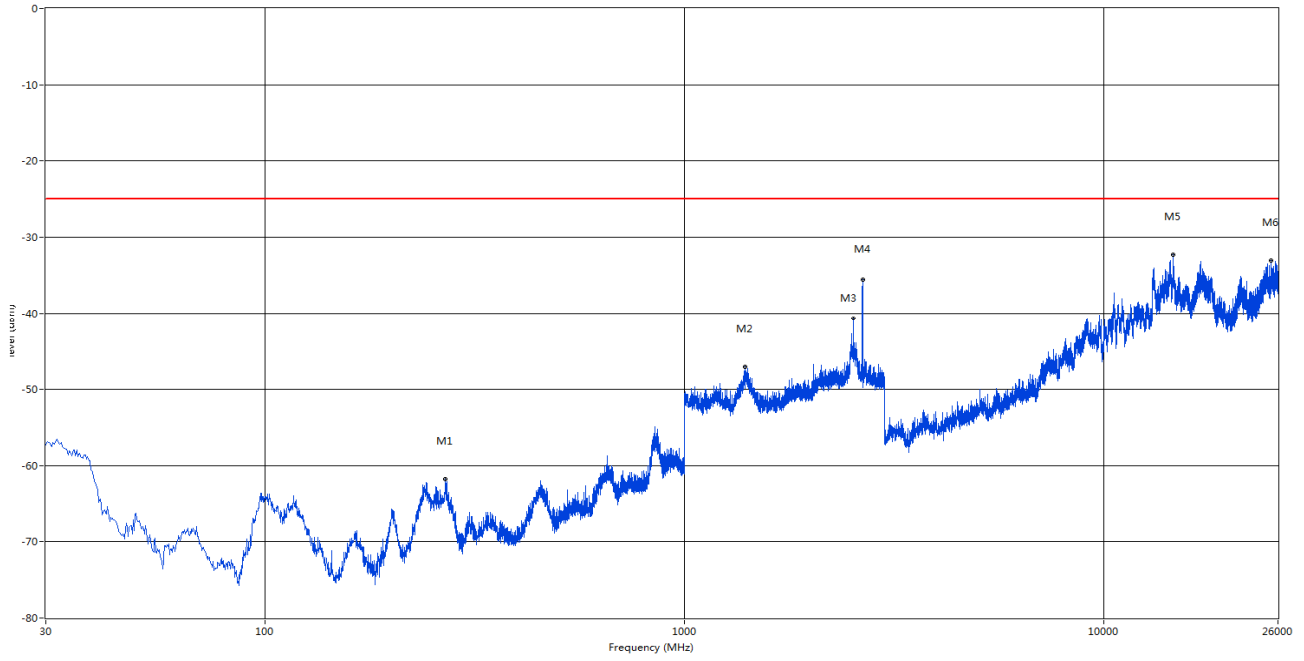
1.35. LTE B7 CH21100 BW10 RB1

RSE Test case_FCC PART22&24&27_FCC PART 27(band7)



Frequency (MHz)	Result (dBm)	Factor (dB)	PK Limit (dBm)	Margin (dB)	Table (o)	ANT	EUT	Verdict
239.278	-62.84	3.28	-25.0	37.84	189.20	Horizontal	Horizontal	Pass
1406.000	-47.03	11.50	-25.0	22.03	156.90	Horizontal	Horizontal	Pass
2530.500	-35.90	15.90	-25.0	10.90	267.80	Horizontal	Horizontal	N/A
2654.000	-37.58	13.36	-25.0	12.58	36.00	Horizontal	Horizontal	N/A
14662.187	-32.67	41.57	-25.0	7.67	130.30	Horizontal	Horizontal	Pass
21218.001	-35.15	33.94	-25.0	10.15	124.10	Horizontal	Horizontal	Pass

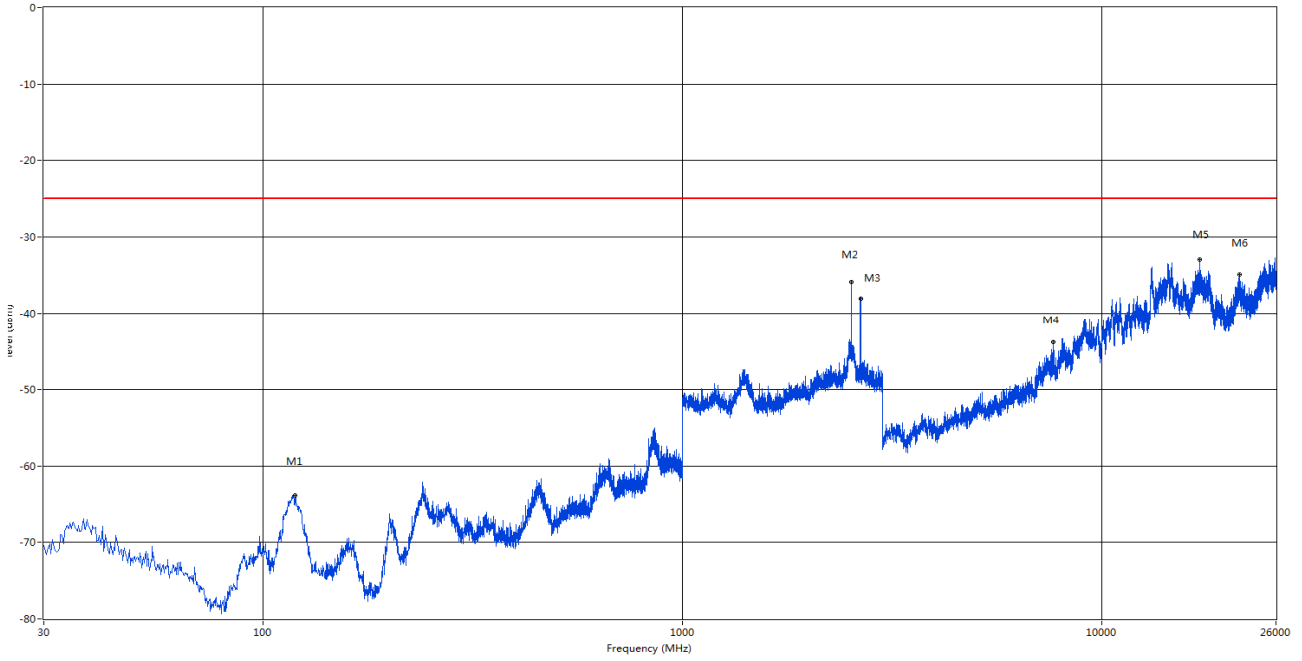
RSE Test case_FCC PART22&24&27_FCC PART 27(band7)



Frequency (MHz)	Result (dBm)	Factor (dB)	PK Limit (dBm)	Margin (dB)	Table (o)	ANT	EUT	Verdict
269.347	-61.80	-0.50	-25.0	36.80	203.40	Vertical	Vertical	Pass
1395.000	-47.06	11.69	-25.0	22.06	110.70	Vertical	Vertical	Pass
2530.500	-40.69	15.90	-25.0	15.69	320.40	Vertical	Vertical	N/A
2658.500	-35.50	13.34	-25.0	10.50	107.10	Vertical	Vertical	N/A
14653.125	-32.25	41.73	-25.0	7.25	360.00	Vertical	Vertical	Pass
25053.499	-33.07	33.58	-25.0	8.07	247.70	Vertical	Vertical	Pass

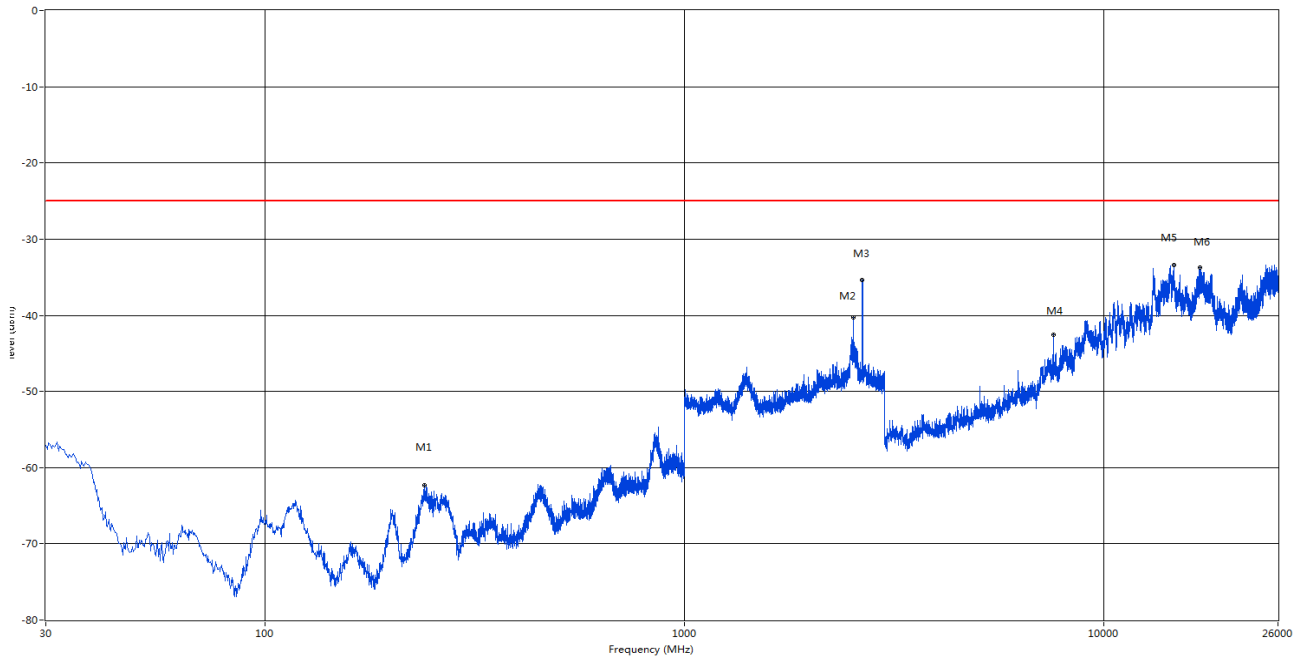
1.36. LTE B7 CH21100 BW15 RB1

RSE Test case_FCC PART22&24&27_FCC PART 27(band7)



Frequency (MHz)	Result (dBm)	Factor (dB)	PK Limit (dBm)	Margin (dB)	Table (o)	ANT	EUT	Verdict
119.240	-63.92	-6.02	-25.0	38.92	237.00	Horizontal	Horizontal	Pass
2528.000	-35.89	15.92	-25.0	10.89	263.70	Horizontal	Horizontal	N/A
2658.000	-38.08	13.32	-25.0	13.08	145.60	Horizontal	Horizontal	N/A
7655.625	-43.79	30.20	-25.0	18.79	152.00	Horizontal	Horizontal	Pass
17080.063	-32.95	39.61	-25.0	7.95	62.00	Horizontal	Horizontal	Pass
21336.500	-34.88	33.93	-25.0	9.88	357.30	Horizontal	Horizontal	Pass

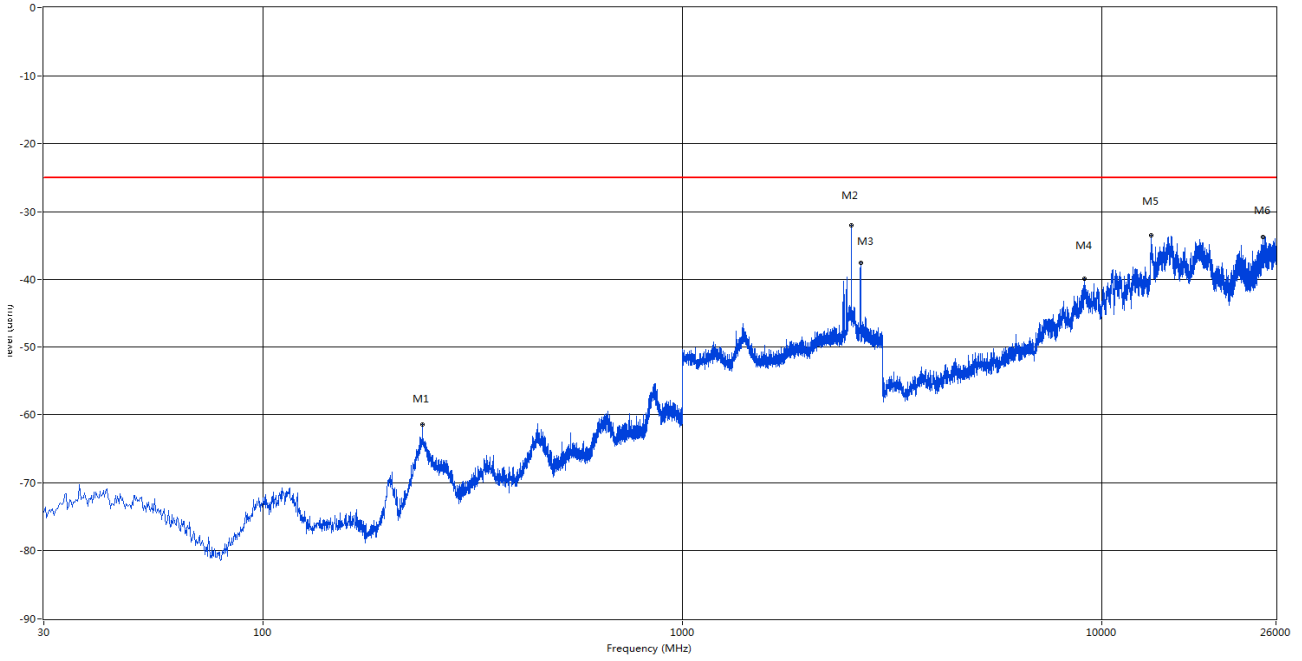
RSE Test case_FCC PART22&24&27_FCC PART 27(band7)



Frequency (MHz)	Result (dBm)	Factor (dB)	PK Limit (dBm)	Margin (dB)	Table (o)	ANT	EUT	Verdict
240.248	-62.30	3.48	-25.0	37.30	160.90	Vertical	Vertical	Pass
2528.000	-40.23	15.92	-25.0	15.23	345.80	Vertical	Vertical	N/A
2655.500	-35.34	13.35	-25.0	10.34	105.80	Vertical	Vertical	N/A
7584.937	-42.57	29.21	-25.0	17.57	339.10	Vertical	Vertical	Pass
14674.875	-33.40	41.36	-25.0	8.40	118.50	Vertical	Vertical	Pass
16969.500	-33.67	38.86	-25.0	8.67	183.70	Vertical	Vertical	Pass

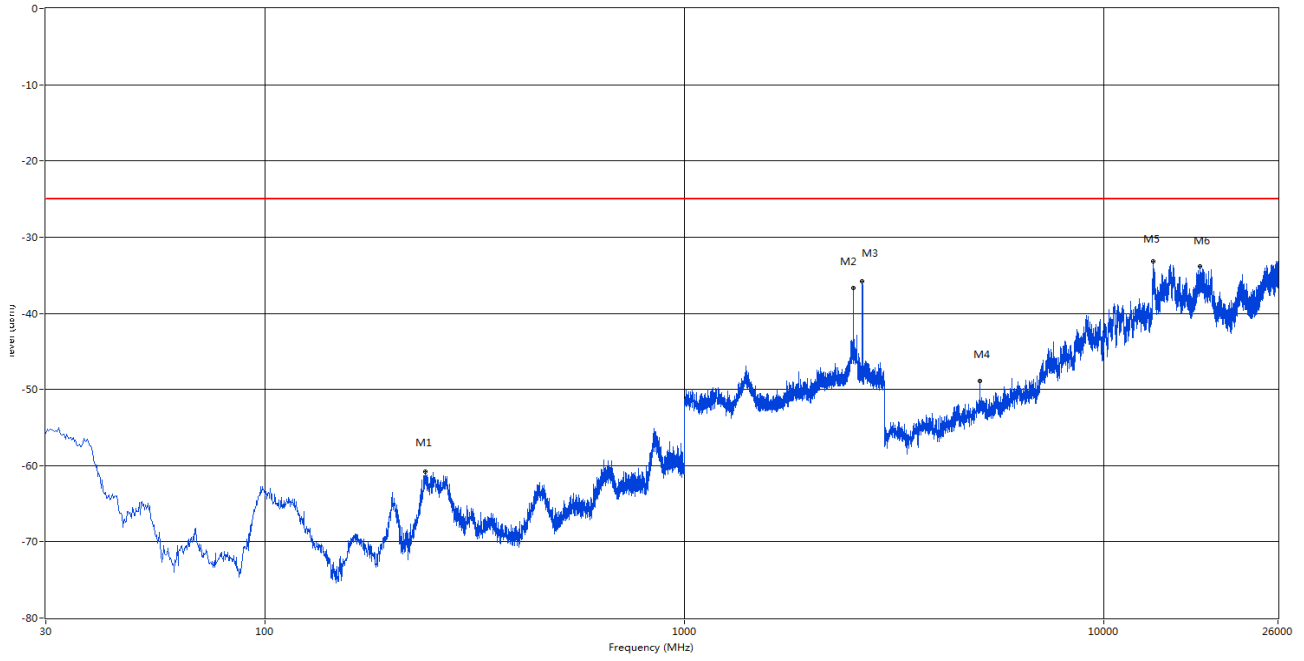
1.37. LTE B7 CH21100 BW20 RB1

RSE Test case_FCC PART22&24&27_FCC PART 27(band7)



Frequency (MHz)	Result (dBm)	Factor (dB)	PK Limit (dBm)	Margin (dB)	Table (o)	ANT	EUT	Verdict
239.762	-61.48	3.50	-25.0	36.48	174.00	Horizontal	Horizontal	Pass
2526.000	-32.00	15.93	-25.0	7.00	268.10	Horizontal	Horizontal	N/A
2659.000	-37.52	13.34	-25.0	12.52	48.30	Horizontal	Horizontal	N/A
9079.125	-39.85	34.86	-25.0	14.85	29.80	Horizontal	Horizontal	Pass
13114.313	-33.44	41.89	-25.0	8.44	110.00	Horizontal	Horizontal	Pass
24214.999	-33.71	33.66	-25.0	8.71	5.00	Horizontal	Horizontal	Pass

RSE Test case_FCC PART22&24&27_FCC PART 27(band7)



Frequency (MHz)	Result (dBm)	Factor (dB)	PK Limit (dBm)	Margin (dB)	Table (o)	ANT	EUT	Verdict
240.732	-60.83	3.31	-25.0	35.83	258.90	Vertical	Vertical	Pass
2526.000	-36.64	15.93	-25.0	11.64	346.20	Vertical	Vertical	N/A
2654.500	-35.76	13.29	-25.0	10.76	29.80	Vertical	Vertical	N/A
5052.375	-48.91	22.40	-25.0	23.91	297.10	Vertical	Vertical	Pass
13123.375	-33.09	41.56	-25.0	8.09	222.90	Vertical	Vertical	Pass
16969.500	-33.84	38.86	-25.0	8.84	270.40	Vertical	Vertical	Pass