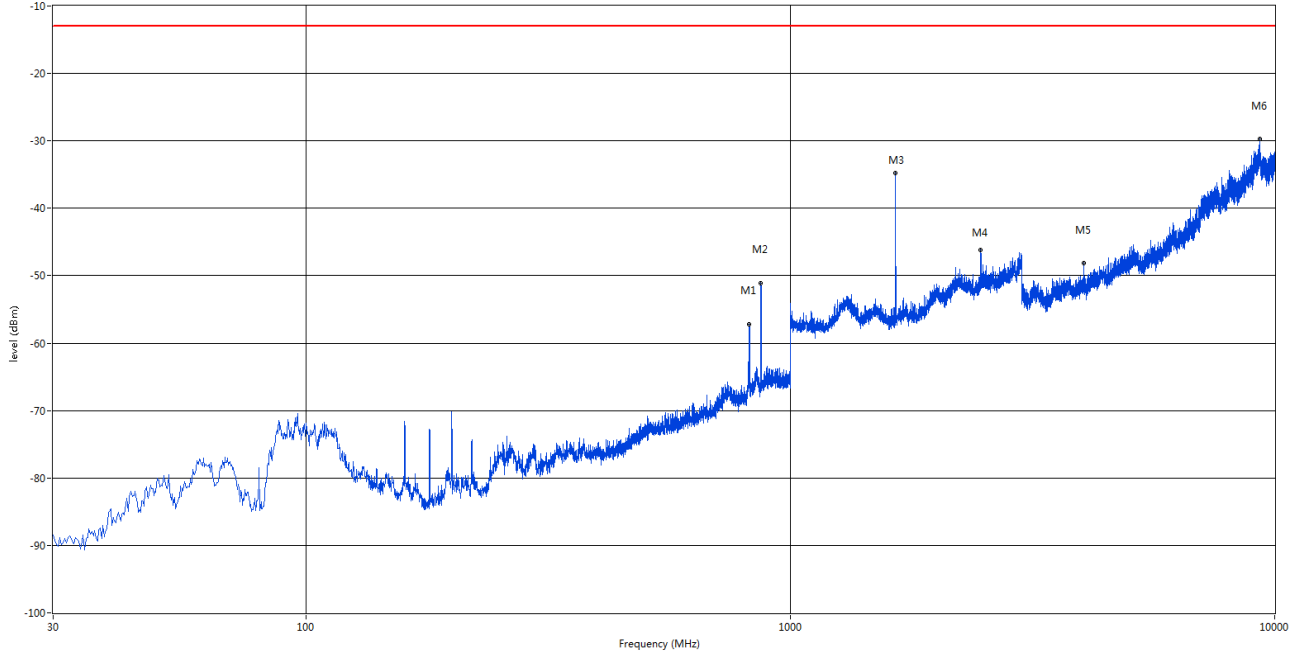


A.7 Field Strength of Spurious Radiation

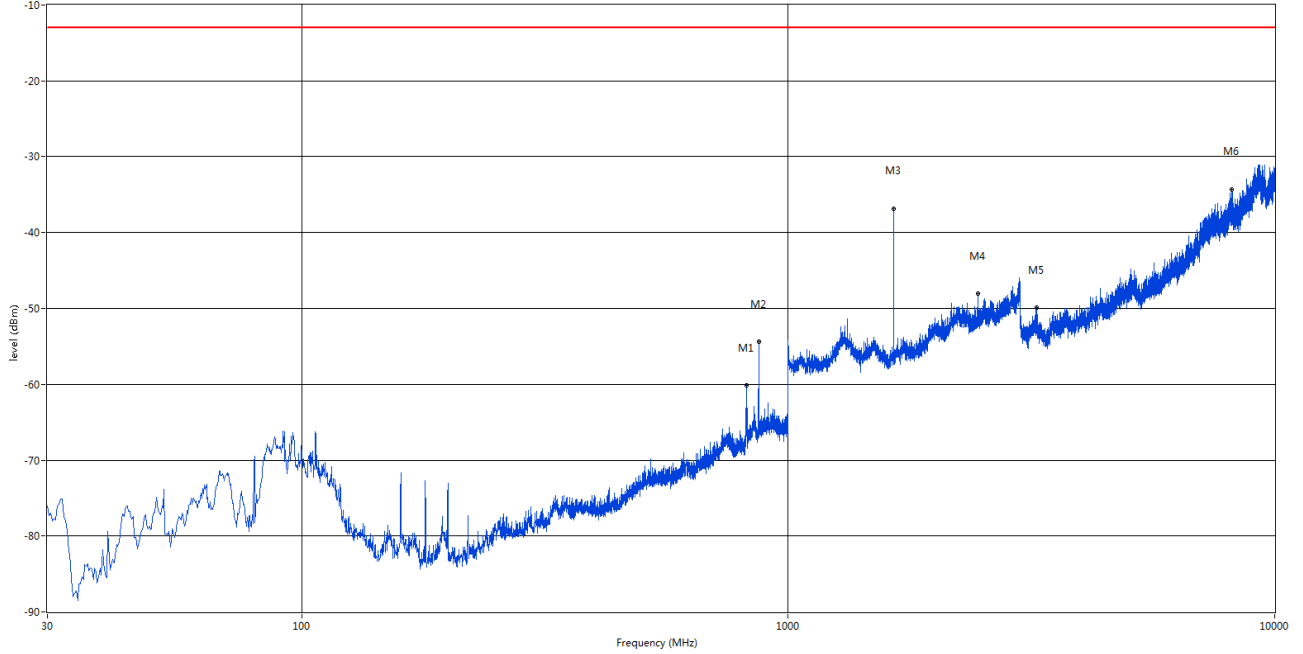
1.1 GSM850 CH128

RSE Test case_FCC PART228&24&27_FCC PART 22_850_GSM 850&CDMA BC0&WCDMA B5<E B5&26



Frequency (MHz)	Result (dBm)	Factor (dB)	PK Limit (dBm)	Margin (dB)	Table (o)	ANT	EUT	Verdict
820.793	-57.16	4.30	-13.0	44.16	248.00	Horizontal	Horizontal	N/A
869.050	-51.09	4.14	-13.0	38.09	261.00	Horizontal	Horizontal	N/A
1648.500	-34.71	-0.30	-13.0	21.71	283.00	Horizontal	Horizontal	Pass
2472.500	-46.22	5.64	-13.0	33.22	316.00	Horizontal	Horizontal	Pass
4036.000	-48.14	6.98	-13.0	35.14	136.00	Horizontal	Horizontal	Pass
9313.750	-29.69	38.33	-13.0	16.69	41.00	Horizontal	Horizontal	Pass

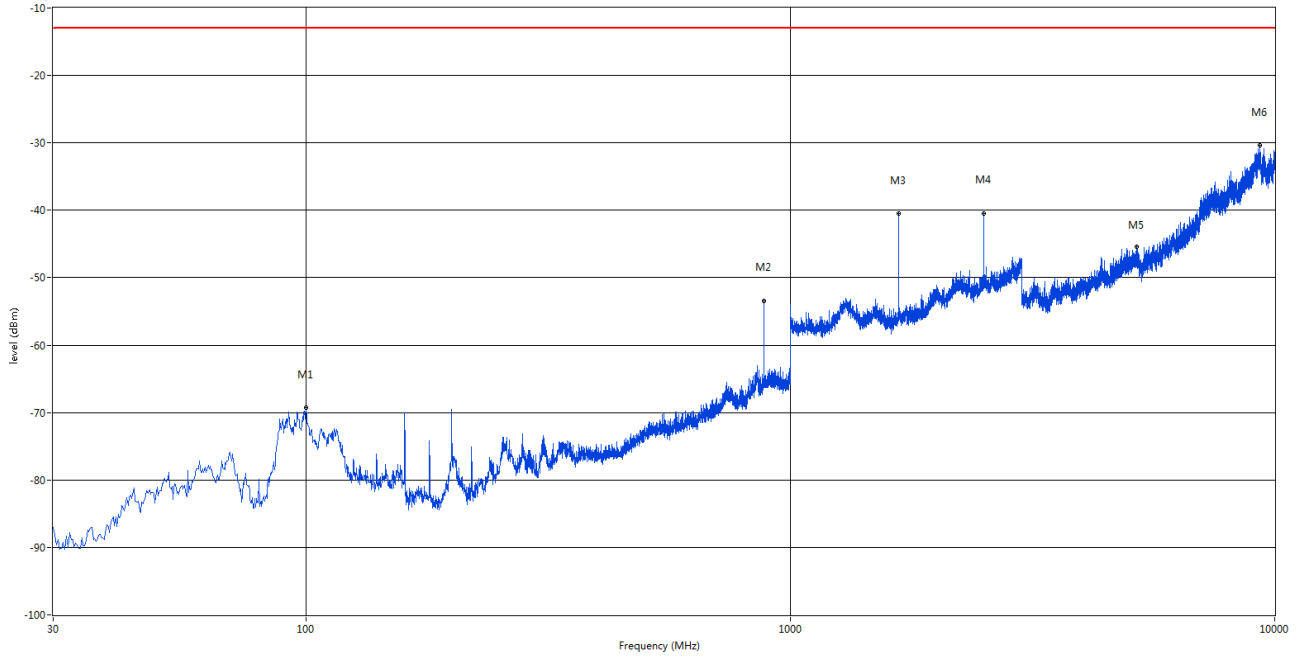
RSE Test case_FCC PART22&24&27_FCC PART 22_850_GSM 850&CDMA BC0&WCDMA B5<E B5&26



Frequency (MHz)	Result (dBm)	Factor (dB)	PK Limit (dBm)	Margin (dB)	Table (o)	ANT	EUT	Verdict
820.793	-60.14	4.30	-13.0	47.14	307.00	Vertical	Horizontal	N/A
869.292	-54.39	4.16	-13.0	41.39	169.00	Vertical	Horizontal	N/A
1648.500	-36.80	-0.30	-13.0	23.80	171.00	Vertical	Horizontal	Pass
2452.000	-48.08	5.48	-13.0	35.08	178.00	Vertical	Horizontal	Pass
3243.000	-49.92	6.41	-13.0	36.92	334.00	Vertical	Horizontal	Pass
8152.000	-34.32	34.42	-13.0	21.32	3.00	Vertical	Horizontal	Pass

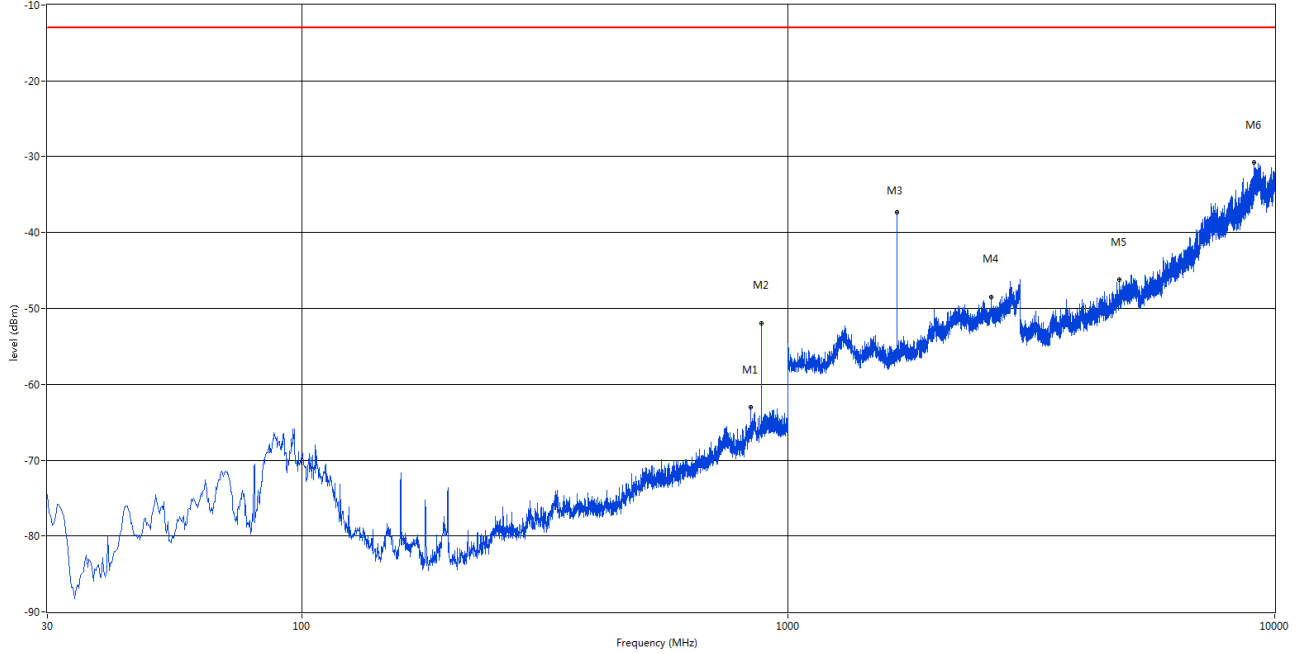
1.2 GSM850 CH190

RSE Test case_FCC PART22&24&27_FCC PART 22_850_GSM 850&CDMA BC0&WCDMA B5<E B5&26



Frequency (MHz)	Result (dBm)	Factor (dB)	PK Limit (dBm)	Margin (dB)	Table (o)	ANT	EUT	Verdict
99.840	-69.23	-4.80	-13.0	56.23	77.00	Horizontal	Horizontal	Pass
881.660	-53.41	4.47	-13.0	40.41	255.00	Horizontal	Horizontal	N/A
1673.000	-40.50	0.13	-13.0	27.50	1.00	Horizontal	Horizontal	Pass
2509.500	-40.44	6.13	-13.0	27.44	125.00	Horizontal	Horizontal	Pass
5194.000	-45.38	10.52	-13.0	32.38	64.00	Horizontal	Horizontal	Pass
9312.250	-30.32	38.33	-13.0	17.32	27.00	Horizontal	Horizontal	Pass

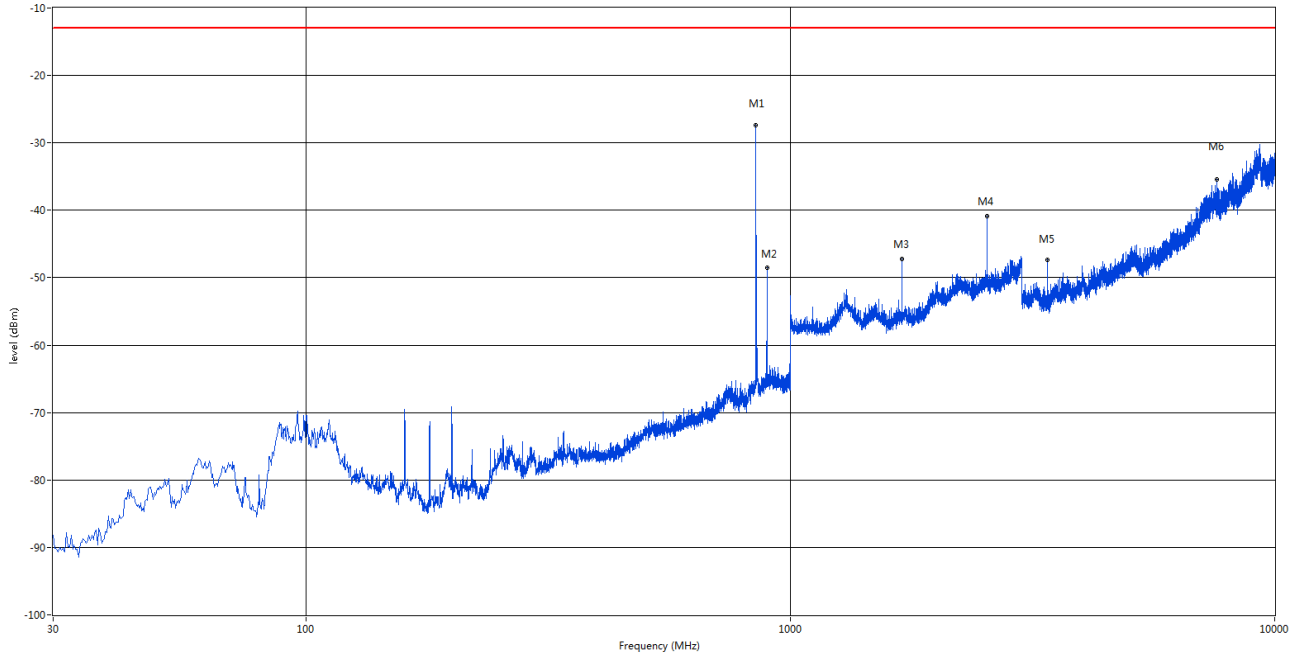
RSE Test case_FCC PART22&24&27_FCC PART 22_850_GSM 850&CDMA BC0&WCDMA B5<E B5&26



Frequency (MHz)	Result (dBm)	Factor (dB)	PK Limit (dBm)	Margin (dB)	Table (o)	ANT	EUT	Verdict
836.555	-63.05	5.01	-13.0	50.05	222.00	Vertical	Horizontal	N/A
881.660	-51.94	4.47	-13.0	38.94	189.00	Vertical	Horizontal	N/A
1673.000	-37.26	0.13	-13.0	24.26	171.00	Vertical	Horizontal	Pass
2612.500	-48.48	6.40	-13.0	35.48	0.00	Vertical	Horizontal	Pass
4801.000	-46.20	8.97	-13.0	33.20	129.00	Vertical	Horizontal	Pass
9079.000	-30.70	37.16	-13.0	17.70	40.00	Vertical	Horizontal	Pass

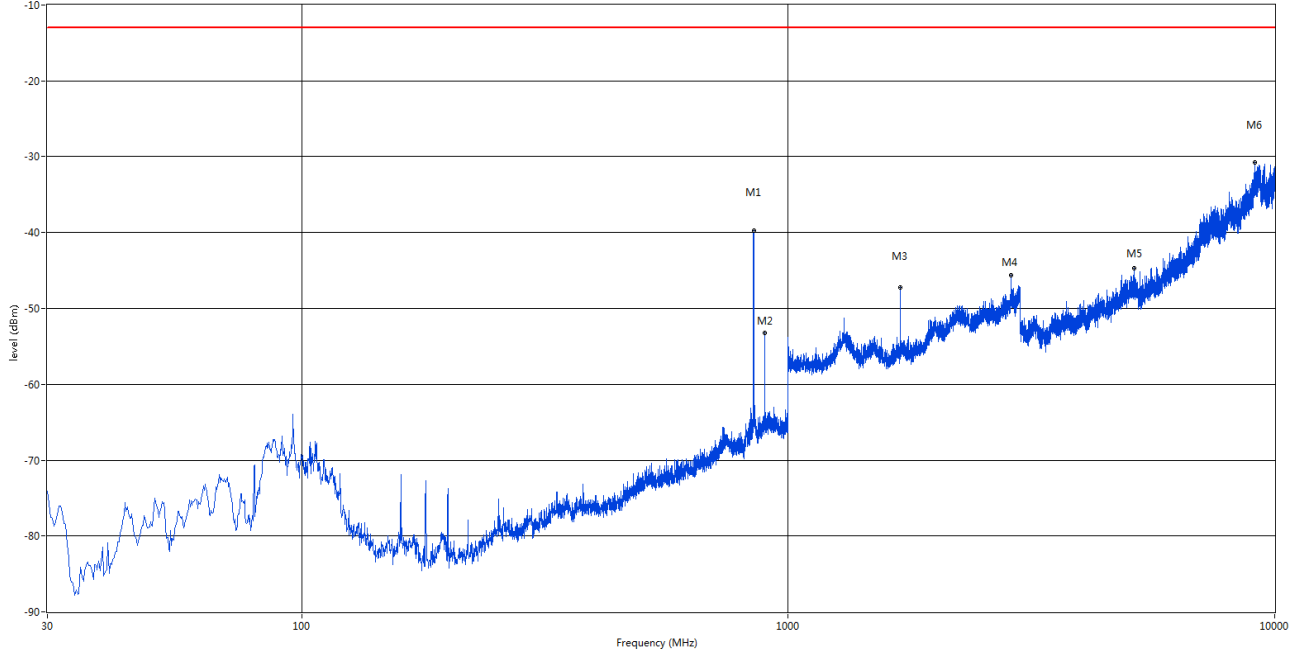
1.3 GSM850 CH251

RSE Test case_FCC PART22&24&27_FCC PART 22_850_GSM 850&CDMA BC0&WCDMA B5<E B5&26



Frequency (MHz)	Result (dBm)	Factor (dB)	PK Limit (dBm)	Margin (dB)	Table (o)	ANT	EUT	Verdict
848.680	-27.33	6.01	-13.0	14.33	208.00	Horizontal	Horizontal	N/A
893.785	-48.49	4.99	-13.0	35.49	261.00	Horizontal	Horizontal	N/A
1697.500	-47.23	-0.19	-13.0	34.23	40.00	Horizontal	Horizontal	Pass
2546.500	-40.93	6.38	-13.0	27.93	329.00	Horizontal	Horizontal	Pass
3396.000	-47.32	5.57	-13.0	34.32	301.00	Horizontal	Horizontal	Pass
7594.000	-35.48	33.50	-13.0	22.48	27.00	Horizontal	Horizontal	Pass

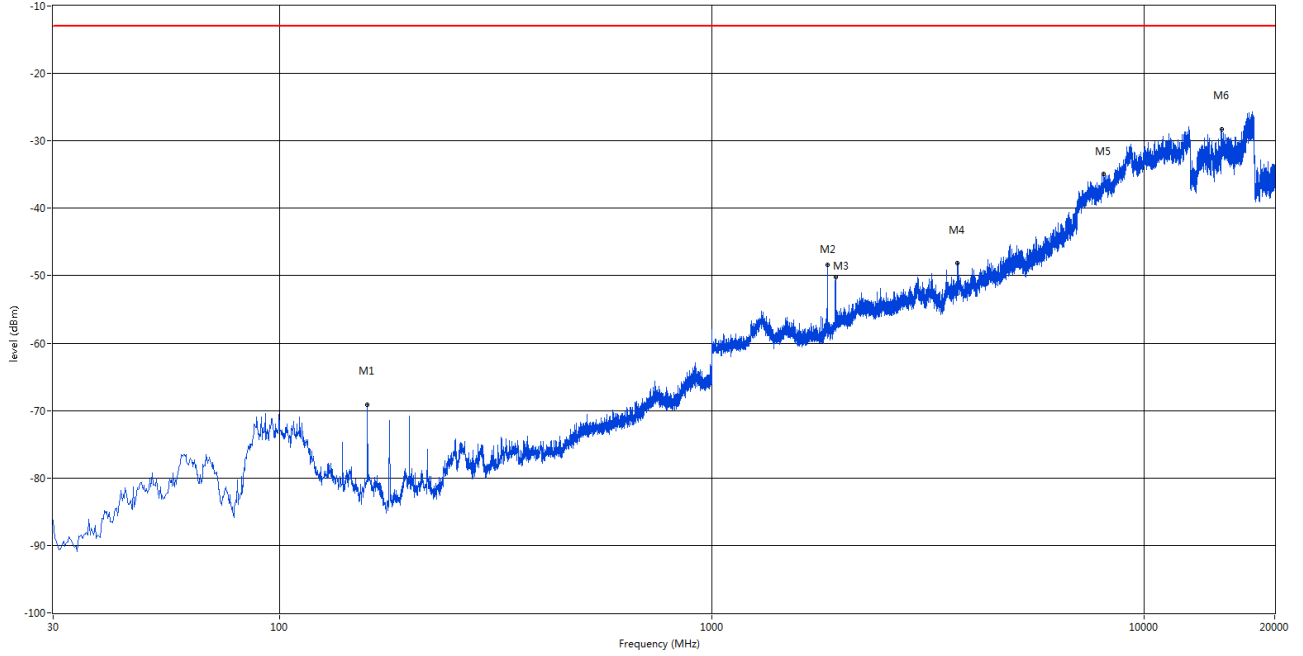
RSE Test case_FCC PART22&24&27_FCC PART 22_850_GSM 850&CDMA BC0&WCDMA B5<E B5&26



Frequency (MHz)	Result (dBm)	Factor (dB)	PK Limit (dBm)	Margin (dB)	Table (o)	ANT	EUT	Verdict
848.922	-39.70	6.03	-13.0	26.70	307.00	Vertical	Horizontal	N/A
893.785	-53.26	4.99	-13.0	40.26	123.00	Vertical	Horizontal	N/A
1697.500	-47.29	-0.19	-13.0	34.29	172.00	Vertical	Horizontal	Pass
2869.000	-45.64	8.64	-13.0	32.64	291.00	Vertical	Horizontal	Pass
5138.000	-44.67	10.39	-13.0	31.67	274.00	Vertical	Horizontal	Pass
9091.000	-30.70	37.33	-13.0	17.70	14.00	Vertical	Horizontal	Pass

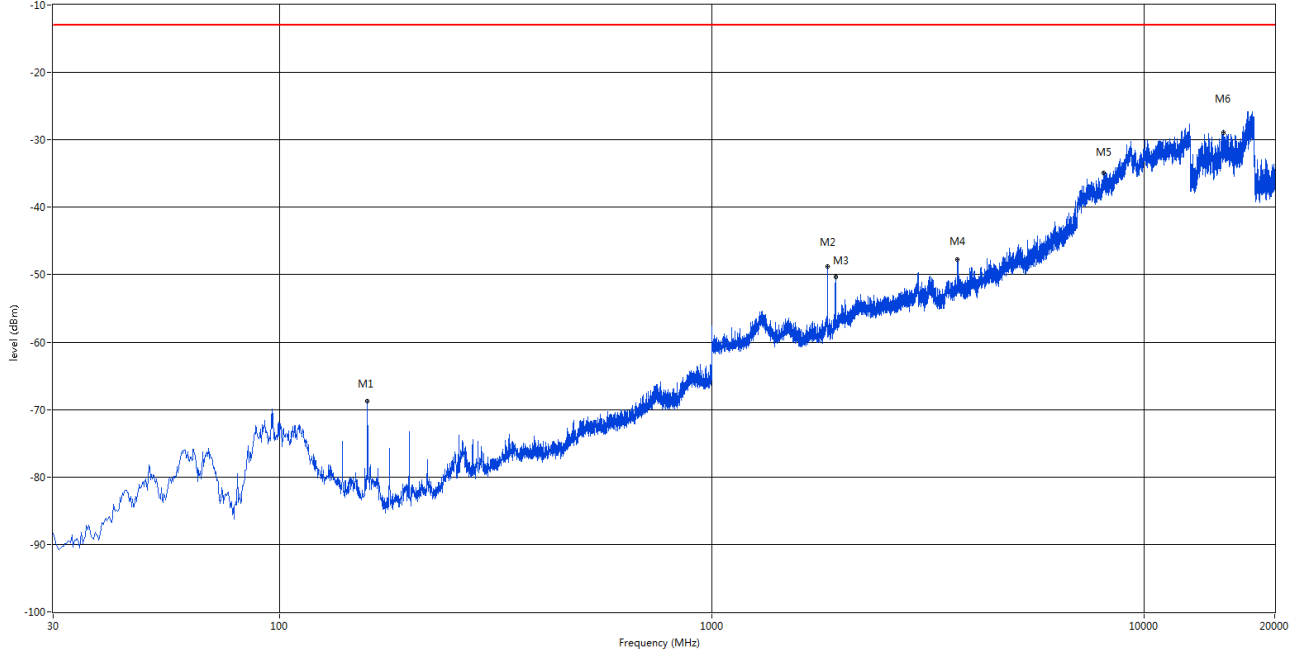
1.4 GSM1900 CH512

RSE Test case_FCC PART22&24&27_FCC PART 24_1900_GSM 1900&WCDMA B2&CDMA BC1<E B2&25



Frequency (MHz)	Result (dBm)	Factor (dB)	PK Limit (dBm)	Margin (dB)	Table (o)	ANT	EUT	Verdict
159.980	-69.11	-13.43	-13.0	56.11	215.00	Horizontal	Horizontal	Pass
1850.000	-48.37	-0.86	-13.0	35.37	53.00	Horizontal	Horizontal	N/A
1930.000	-50.26	-1.31	-13.0	37.26	310.00	Horizontal	Horizontal	N/A
3700.000	-48.17	6.82	-13.0	35.17	17.00	Horizontal	Horizontal	Pass
8056.563	-34.95	34.47	-13.0	21.95	277.00	Horizontal	Horizontal	Pass
15084.500	-28.28	43.72	-13.0	15.28	332.00	Horizontal	Horizontal	Pass

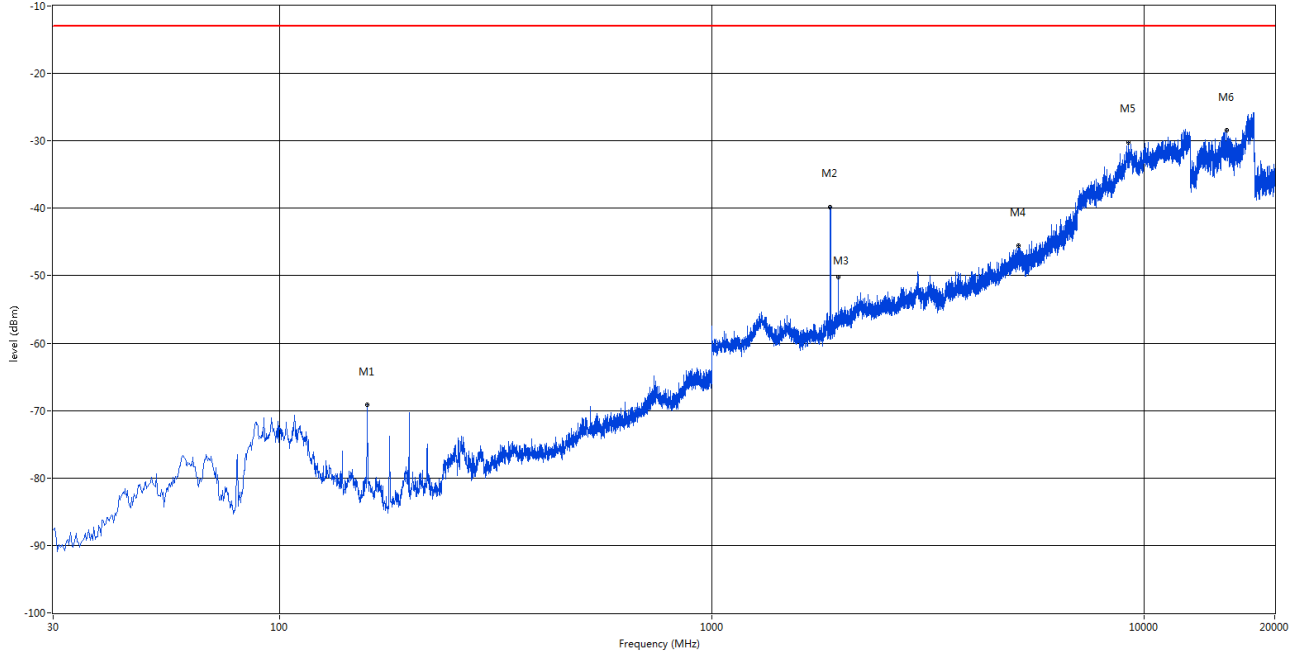
RSE Test case_FCC PART2&24&27_FCC PART 24_1900_GSM 1900&WCDMA B2&CDMA BC1<E B2&25



Frequency (MHz)	Result (dBm)	Factor (dB)	PK Limit (dBm)	Margin (dB)	Table (o)	ANT	EUT	Verdict
159.738	-68.70	-13.42	-13.0	55.70	336.00	Horizontal	Vertical	Pass
1850.000	-48.73	-0.86	-13.0	35.73	31.00	Horizontal	Vertical	N/A
1930.500	-50.29	-1.30	-13.0	37.29	314.00	Horizontal	Vertical	N/A
3700.000	-47.75	6.82	-13.0	34.75	26.00	Horizontal	Vertical	Pass
8046.500	-34.90	33.97	-13.0	21.90	360.00	Horizontal	Vertical	Pass
15193.250	-28.87	43.86	-13.0	15.87	1.00	Horizontal	Vertical	Pass

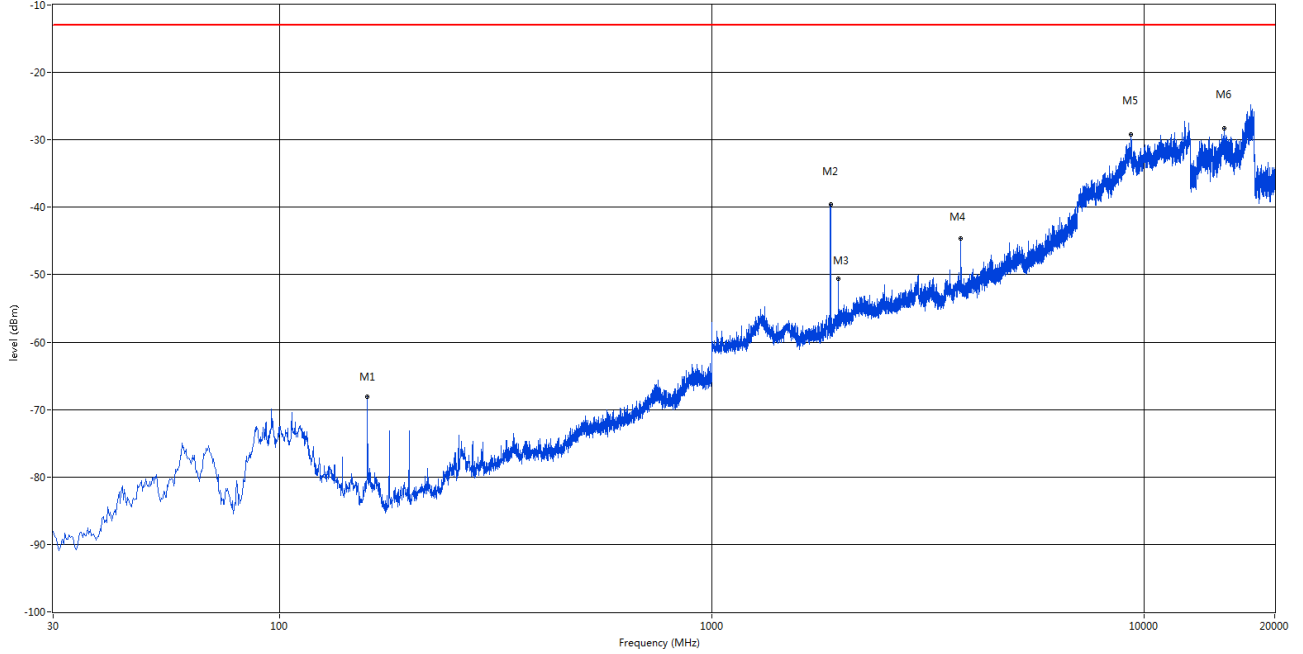
1.5 GSM1900 CH661

RSE Test case_FCC PART22&24&27_FCC PART 24_1900_GSM 1900&WCDMA B2&CDMA BC1<E B2&25



Frequency (MHz)	Result (dBm)	Factor (dB)	PK Limit (dBm)	Margin (dB)	Table (o)	ANT	EUT	Verdict
159.980	-69.17	-13.43	-13.0	56.17	334.00	Horizontal	Horizontal	Pass
1879.500	-39.77	-0.95	-13.0	26.77	79.00	Horizontal	Horizontal	N/A
1960.000	-50.26	-0.79	-13.0	37.26	329.00	Horizontal	Horizontal	N/A
5106.000	-45.59	10.33	-13.0	32.59	24.00	Horizontal	Horizontal	Pass
9173.500	-30.29	36.48	-13.0	17.29	3.00	Horizontal	Horizontal	Pass
15515.875	-28.46	44.08	-13.0	15.46	318.00	Horizontal	Horizontal	Pass

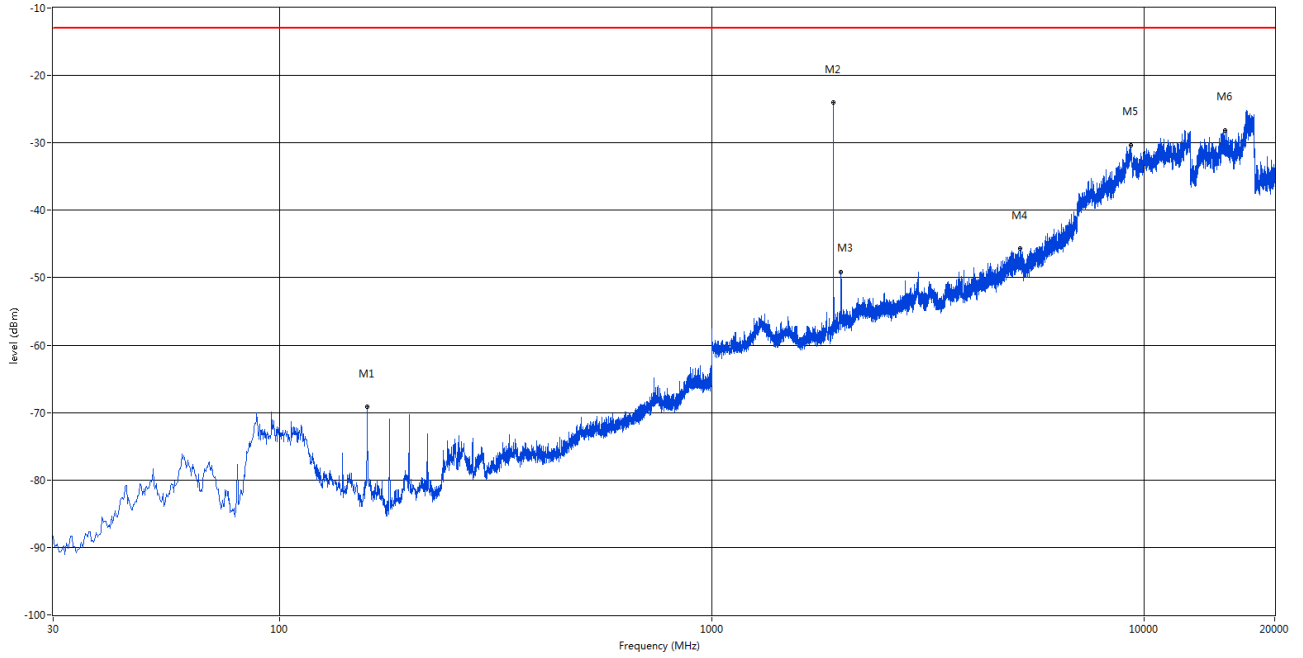
RSE Test case_FCC PART2&24&27_FCC PART 24_1900_GSM 1900&WCDMA B2&CDMA BC1<E B2&25



Frequency (MHz)	Result (dBm)	Factor (dB)	PK Limit (dBm)	Margin (dB)	Table (o)	ANT	EUT	Verdict
159.738	-68.16	-13.42	-13.0	55.16	316.00	Horizontal	Vertical	Pass
1880.000	-39.59	-0.95	-13.0	26.59	37.00	Horizontal	Vertical	N/A
1960.000	-50.64	-0.79	-13.0	37.64	320.00	Horizontal	Vertical	N/A
3760.000	-44.65	6.32	-13.0	31.65	0.00	Horizontal	Vertical	Pass
9295.688	-29.19	38.27	-13.0	16.19	212.00	Horizontal	Vertical	Pass
15265.750	-28.24	43.50	-13.0	15.24	41.00	Horizontal	Vertical	Pass

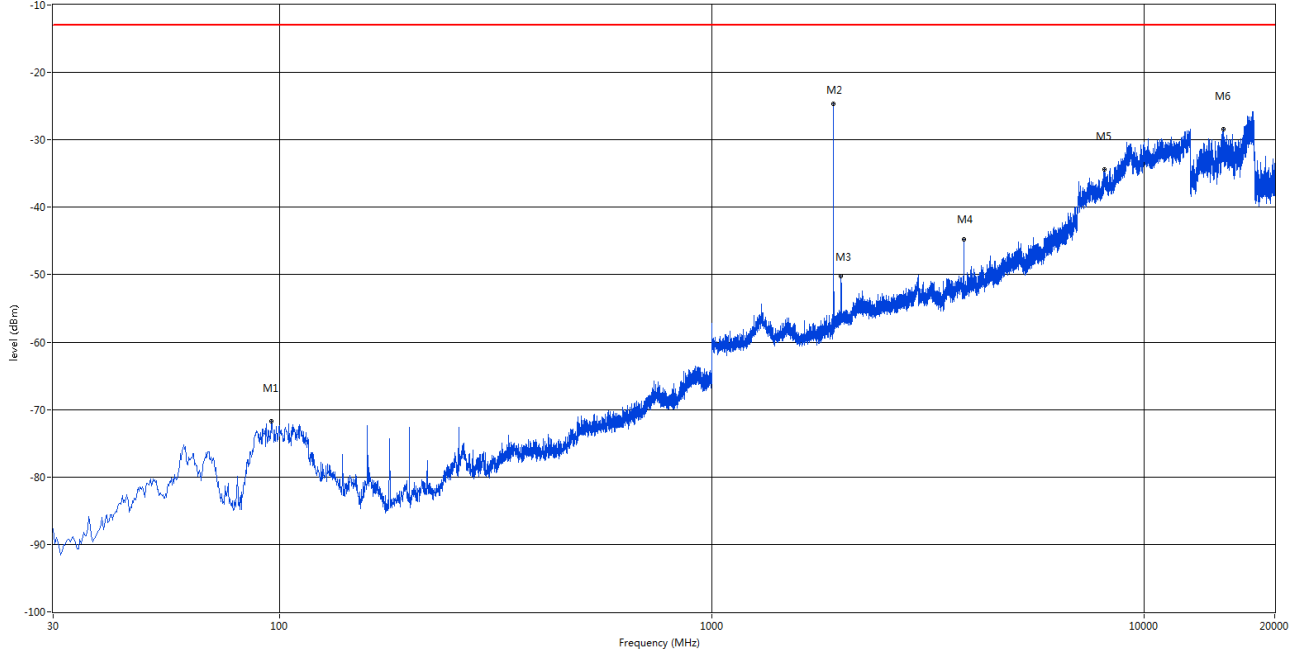
1.6 GSM1900 CH810

RSE Test case_FCC PART22&24&27_FCC PART 24_1900_GSM 1900&WCDMA B2&CDMA BC1<E B2&25



Frequency (MHz)	Result (dBm)	Factor (dB)	PK Limit (dBm)	Margin (dB)	Table (o)	ANT	EUT	Verdict
159.738	-69.19	-13.42	-13.0	56.19	217.00	Horizontal	Horizontal	Pass
1910.000	-24.05	-0.93	-13.0	11.05	57.00	Horizontal	Horizontal	N/A
1990.000	-49.16	0.11	-13.0	36.16	320.00	Horizontal	Horizontal	N/A
5170.000	-45.65	10.53	-13.0	32.65	290.00	Horizontal	Horizontal	Pass
9304.313	-30.30	38.36	-13.0	17.30	258.00	Horizontal	Horizontal	Pass
15350.938	-28.12	43.80	-13.0	15.12	124.00	Horizontal	Horizontal	Pass

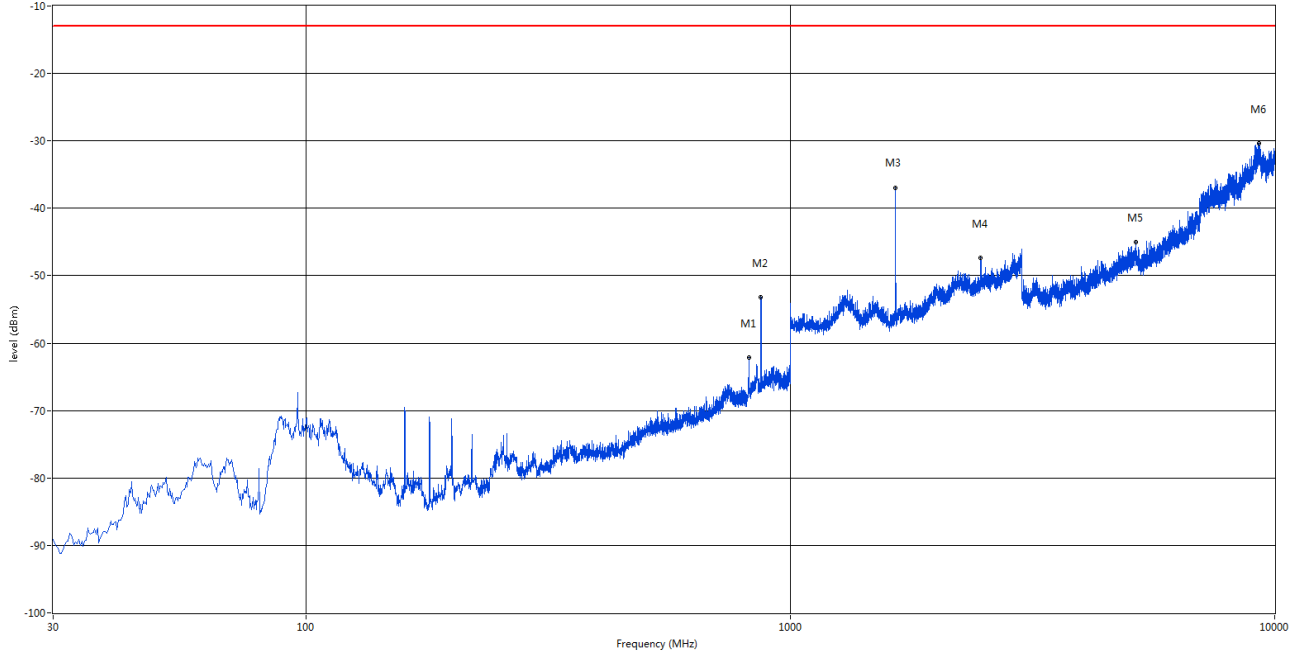
RSE Test case_FCC PART2&24&27_FCC PART 24_1900_GSM 1900&WCDMA B2&CDMA BC1<E B2&25



Frequency (MHz)	Result (dBm)	Factor (dB)	PK Limit (dBm)	Margin (dB)	Table (o)	ANT	EUT	Verdict
95.960	-71.76	-7.42	-13.0	58.76	44.00	Horizontal	Vertical	Pass
1910.000	-24.66	-0.93	-13.0	11.66	53.00	Horizontal	Vertical	N/A
1989.500	-50.25	0.09	-13.0	37.25	323.00	Horizontal	Vertical	N/A
3820.000	-44.71	6.04	-13.0	31.71	359.00	Horizontal	Vertical	Pass
8085.313	-34.43	35.23	-13.0	21.43	102.00	Horizontal	Vertical	Pass
15202.312	-28.48	43.96	-13.0	15.48	360.00	Horizontal	Vertical	Pass

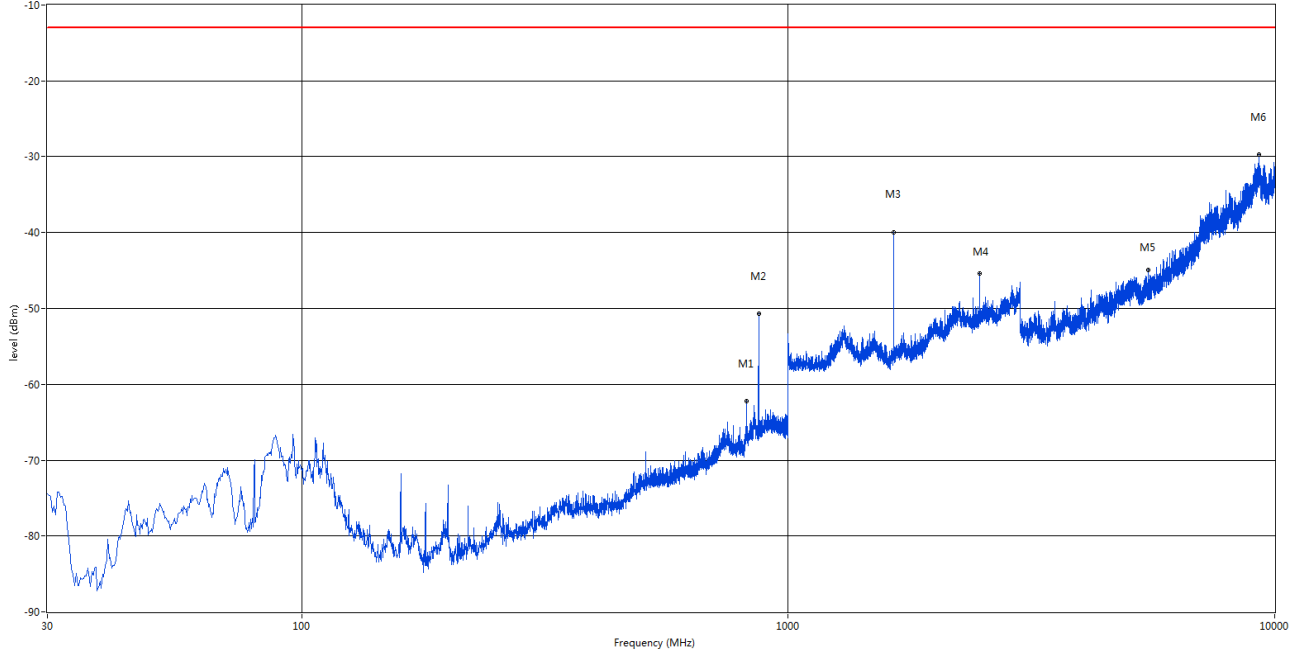
1.7 EGPRS 850 CH128

RSE Test case_FCC PART22&24&27_FCC PART 22_850_GSM 850&CDMA BC0&WCDMA B5<E B5&26



Frequency (MHz)	Result (dBm)	Factor (dB)	PK Limit (dBm)	Margin (dB)	Table (o)	ANT	EUT	Verdict
820.793	-62.13	4.30	-13.0	49.13	7.00	Horizontal	Horizontal	N/A
869.050	-53.15	4.14	-13.0	40.15	250.00	Horizontal	Horizontal	N/A
1648.500	-36.93	-0.30	-13.0	23.93	44.00	Horizontal	Horizontal	Pass
2472.500	-47.34	5.64	-13.0	34.34	320.00	Horizontal	Horizontal	Pass
5170.000	-44.96	10.53	-13.0	31.96	158.00	Horizontal	Horizontal	Pass
9275.500	-30.32	37.84	-13.0	17.32	319.00	Horizontal	Horizontal	Pass

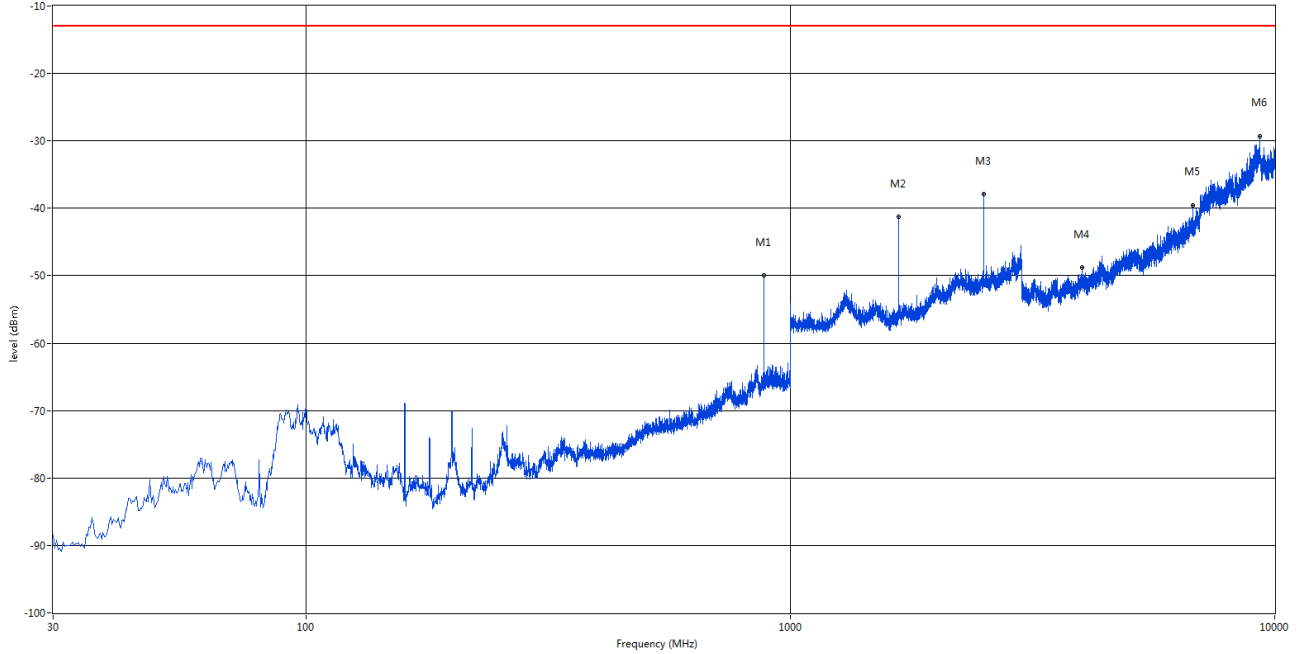
RSE Test case_FCC PART22&24&27_FCC PART 22_850_GSM 850&CDMA BC0&WCDMA B5<E B5&26



Frequency (MHz)	Result (dBm)	Factor (dB)	PK Limit (dBm)	Margin (dB)	Table (o)	ANT	EUT	Verdict
820.793	-62.24	4.30	-13.0	49.24	231.00	Vertical	Horizontal	N/A
869.292	-50.74	4.16	-13.0	37.74	119.00	Vertical	Horizontal	N/A
1648.000	-39.94	-0.36	-13.0	26.94	301.00	Vertical	Horizontal	Pass
2473.000	-45.40	5.67	-13.0	32.40	169.00	Vertical	Horizontal	Pass
5501.000	-44.96	11.31	-13.0	31.96	66.00	Vertical	Horizontal	Pass
9299.500	-29.71	38.37	-13.0	16.71	340.00	Vertical	Horizontal	Pass

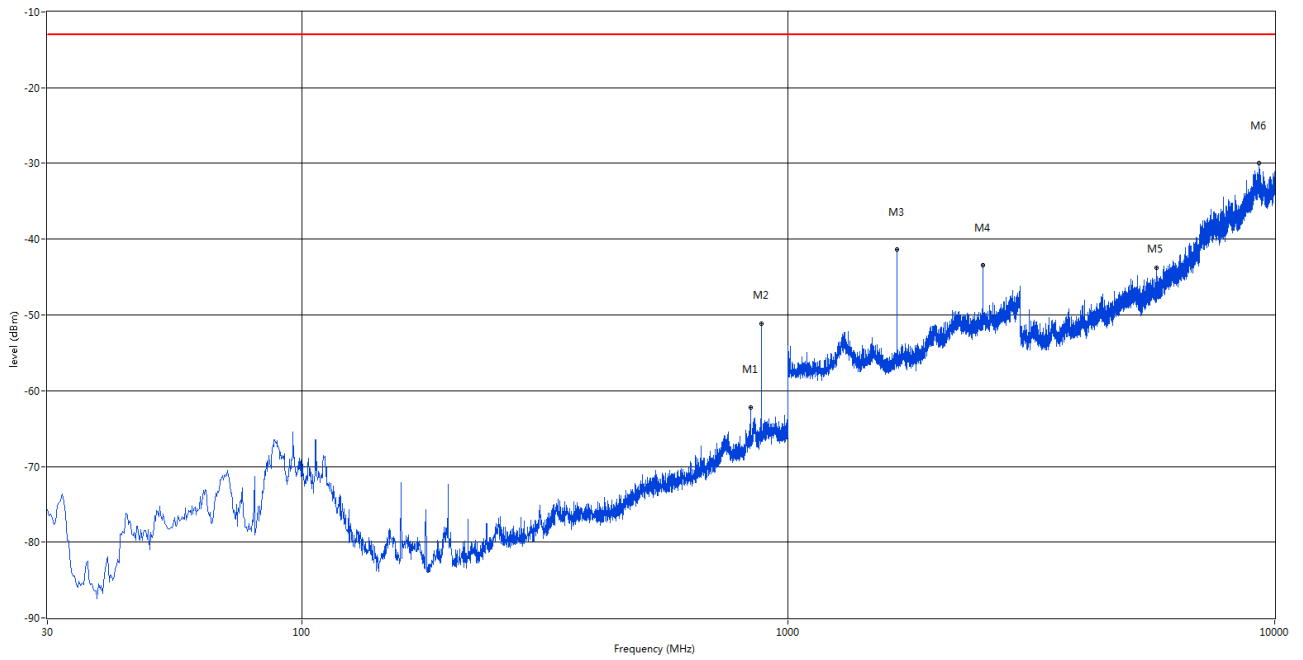
1.8 EGPRS 850 CH190

RSE Test case_FCC PART22&24&27_FCC PART 22_850_GSM 850&CDMA BC0&WCDMA B5<E B5&26



Frequency (MHz)	Result (dBm)	Factor (dB)	PK Limit (dBm)	Margin (dB)	Table (o)	ANT	EUT	Verdict
881.660	-49.96	4.47	-13.0	36.96	257.00	Horizontal	Horizontal	N/A
1673.000	-41.26	0.13	-13.0	28.26	359.00	Horizontal	Horizontal	Pass
2510.000	-37.90	6.10	-13.0	24.90	122.00	Horizontal	Horizontal	Pass
4006.000	-48.81	6.99	-13.0	35.81	185.00	Horizontal	Horizontal	Pass
6768.000	-39.55	16.92	-13.0	26.55	271.00	Horizontal	Horizontal	Pass
9304.001	-29.39	38.36	-13.0	16.39	279.00	Horizontal	Horizontal	Pass

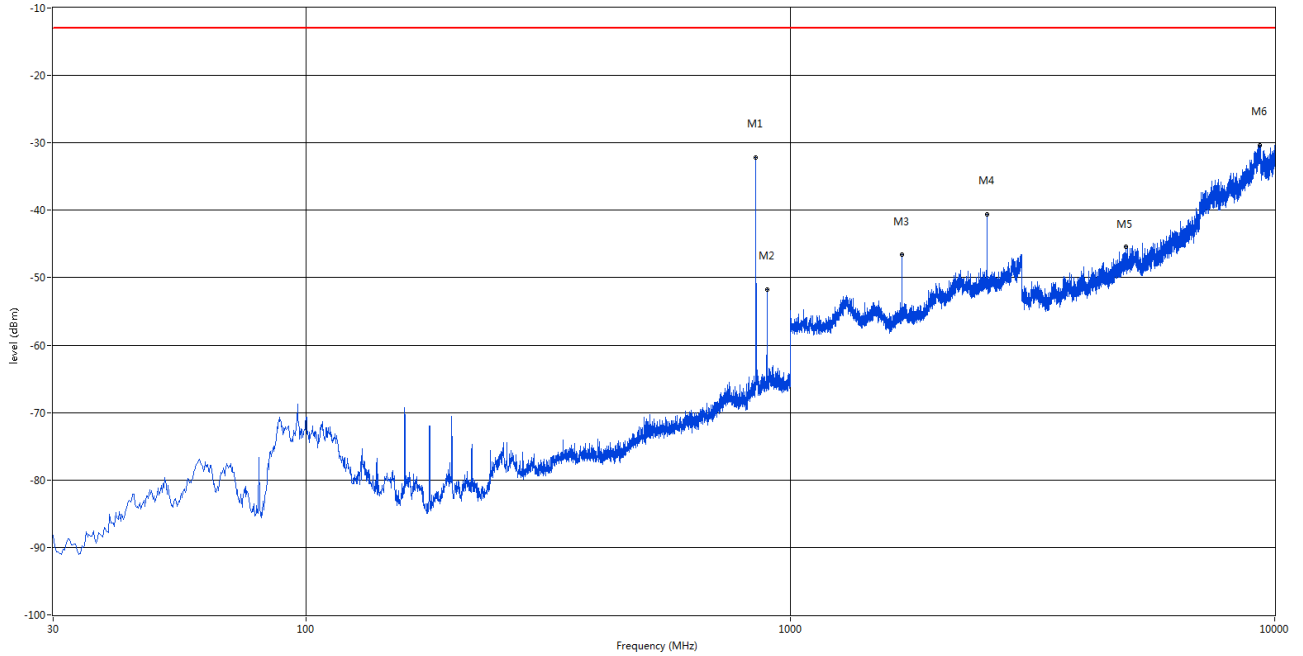
RSE Test case_FCC PART22&24&27_FCC PART 22_850_GSM 850&CDMA BC0&WCDMA B5<E B5&26



Frequency (MHz)	Result (dBm)	Factor (dB)	PK Limit (dBm)	Margin (dB)	Table (o)	ANT	EUT	Verdict
836.555	-62.17	5.01	-13.0	49.17	198.00	Vertical	Horizontal	N/A
881.660	-51.15	4.47	-13.0	38.15	112.00	Vertical	Horizontal	N/A
1673.500	-41.37	0.16	-13.0	28.37	360.00	Vertical	Horizontal	Pass
2510.000	-43.47	6.10	-13.0	30.47	110.00	Vertical	Horizontal	Pass
5712.000	-43.72	11.93	-13.0	30.72	20.00	Vertical	Horizontal	Pass
9285.250	-29.96	38.01	-13.0	16.96	238.00	Vertical	Horizontal	Pass

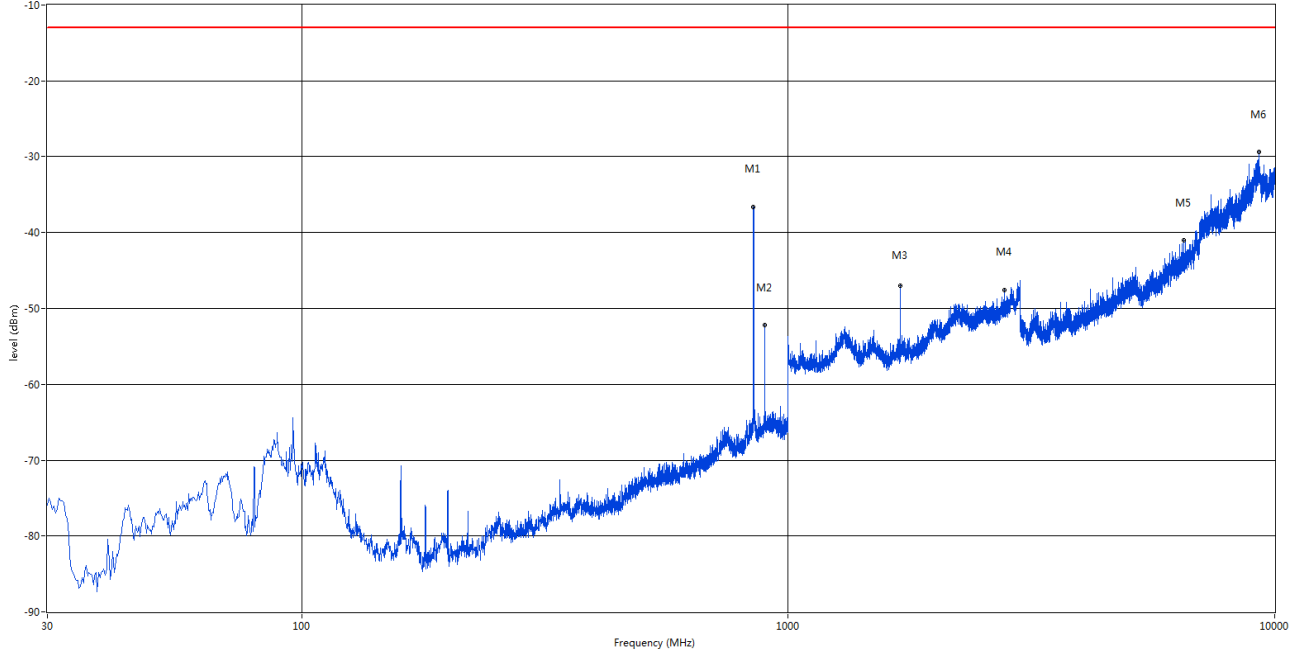
1.9 EGPRS 850 CH251

RSE Test case_FCC PART22&24&27_FCC PART 22_850_GSM 850&CDMA BC0&WCDMA B5<E B5&26



Frequency (MHz)	Result (dBm)	Factor (dB)	PK Limit (dBm)	Margin (dB)	Table (o)	ANT	EUT	Verdict
848.680	-32.13	6.01	-13.0	19.13	283.00	Horizontal	Horizontal	N/A
893.785	-51.76	4.99	-13.0	38.76	250.00	Horizontal	Horizontal	N/A
1697.500	-46.63	-0.19	-13.0	33.63	57.00	Horizontal	Horizontal	Pass
2546.000	-40.60	6.43	-13.0	27.60	149.00	Horizontal	Horizontal	Pass
4921.000	-45.44	9.41	-13.0	32.44	0.00	Horizontal	Horizontal	Pass
9310.000	-30.31	38.34	-13.0	17.31	217.00	Horizontal	Horizontal	Pass

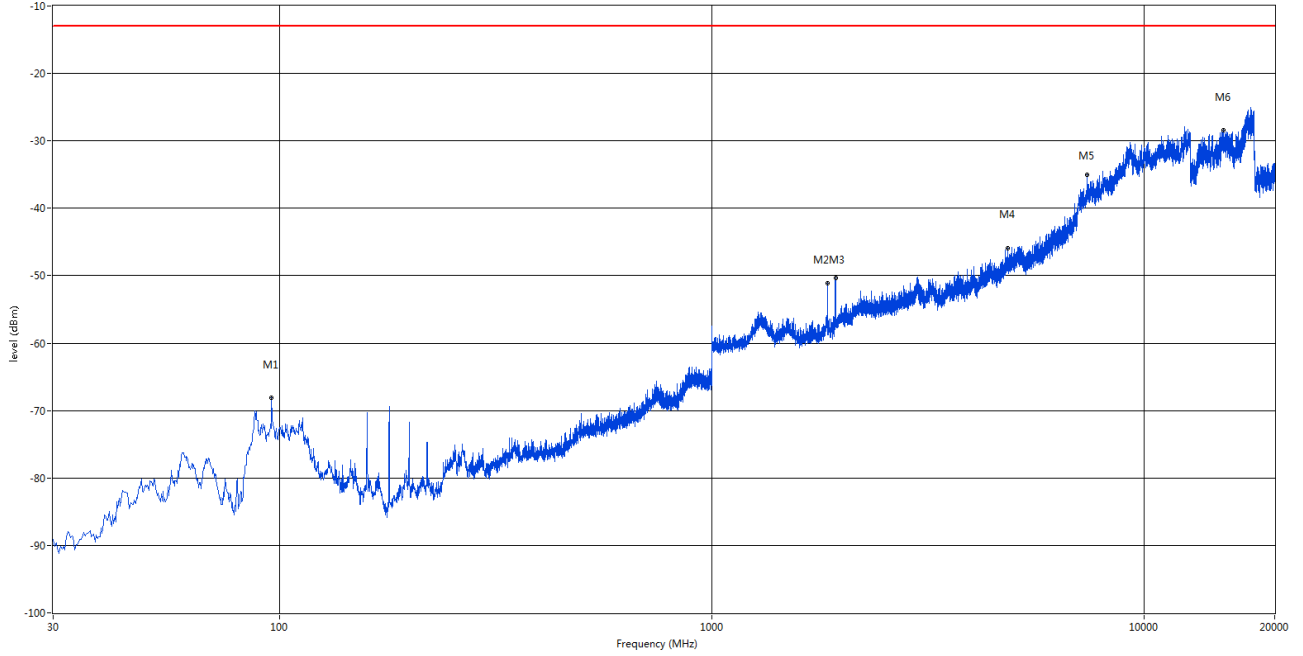
RSE Test case_FCC PART22&24&27_FCC PART 22_850_GSM 850&CDMA BC0&WCDMA B5<E B5&26



Frequency (MHz)	Result (dBm)	Factor (dB)	PK Limit (dBm)	Margin (dB)	Table (o)	ANT	EUT	Verdict
848.680	-36.59	6.01	-13.0	23.59	360.00	Vertical	Horizontal	N/A
893.785	-52.21	4.99	-13.0	39.21	165.00	Vertical	Horizontal	N/A
1697.500	-47.05	-0.19	-13.0	34.05	360.00	Vertical	Horizontal	Pass
2779.000	-47.55	7.67	-13.0	34.55	235.00	Vertical	Horizontal	Pass
6507.000	-40.97	14.98	-13.0	27.97	224.00	Vertical	Horizontal	Pass
9267.250	-29.38	37.77	-13.0	16.38	299.00	Vertical	Horizontal	Pass

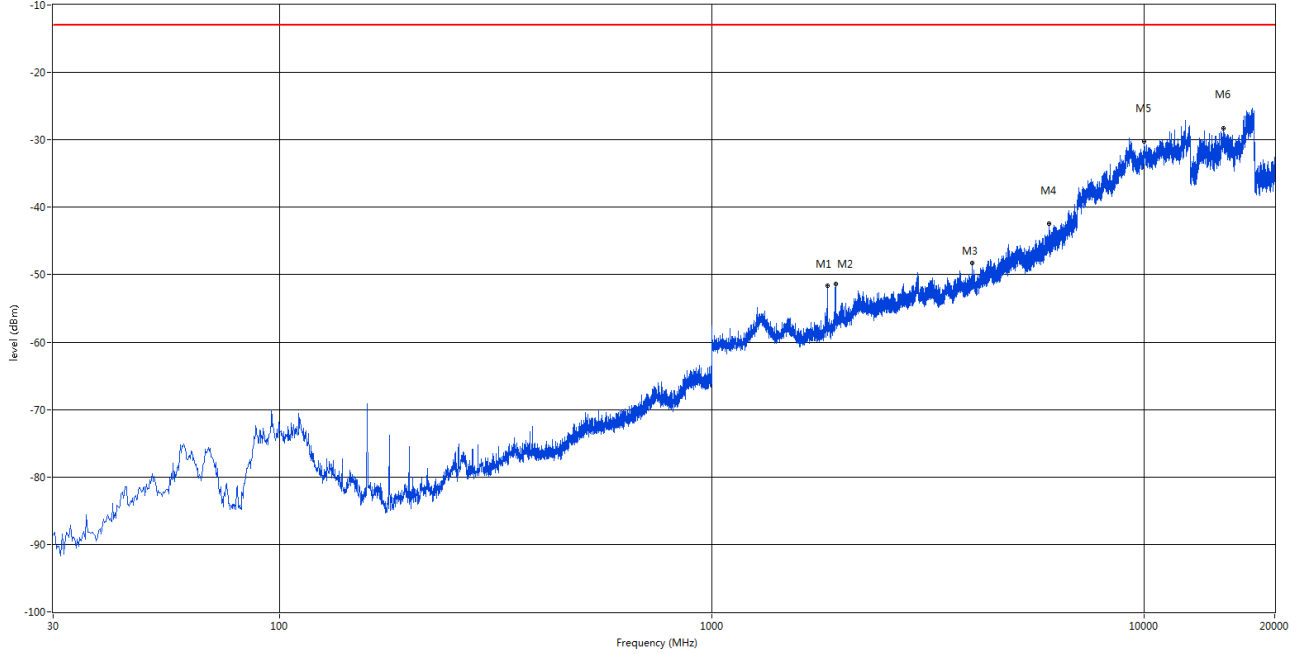
1.10 EGPRS 1900 CH512

RSE Test case_FCC PART22&24&27_FCC PART 24_1900_GSM 1900&WCDMA B2&CDMA BC1<E B2&25



Frequency (MHz)	Result (dBm)	Factor (dB)	PK Limit (dBm)	Margin (dB)	Table (o)	ANT	EUT	Verdict
95.960	-68.13	-7.42	-13.0	55.13	290.00	Horizontal	Horizontal	Pass
1850.000	-51.14	-0.86	-13.0	38.14	327.00	Horizontal	Horizontal	N/A
1930.000	-50.27	-1.31	-13.0	37.27	77.00	Horizontal	Horizontal	N/A
4826.000	-45.92	9.27	-13.0	32.92	145.00	Horizontal	Horizontal	Pass
7369.438	-35.05	32.76	-13.0	22.05	360.00	Horizontal	Horizontal	Pass
15205.937	-28.46	43.89	-13.0	15.46	56.00	Horizontal	Horizontal	Pass

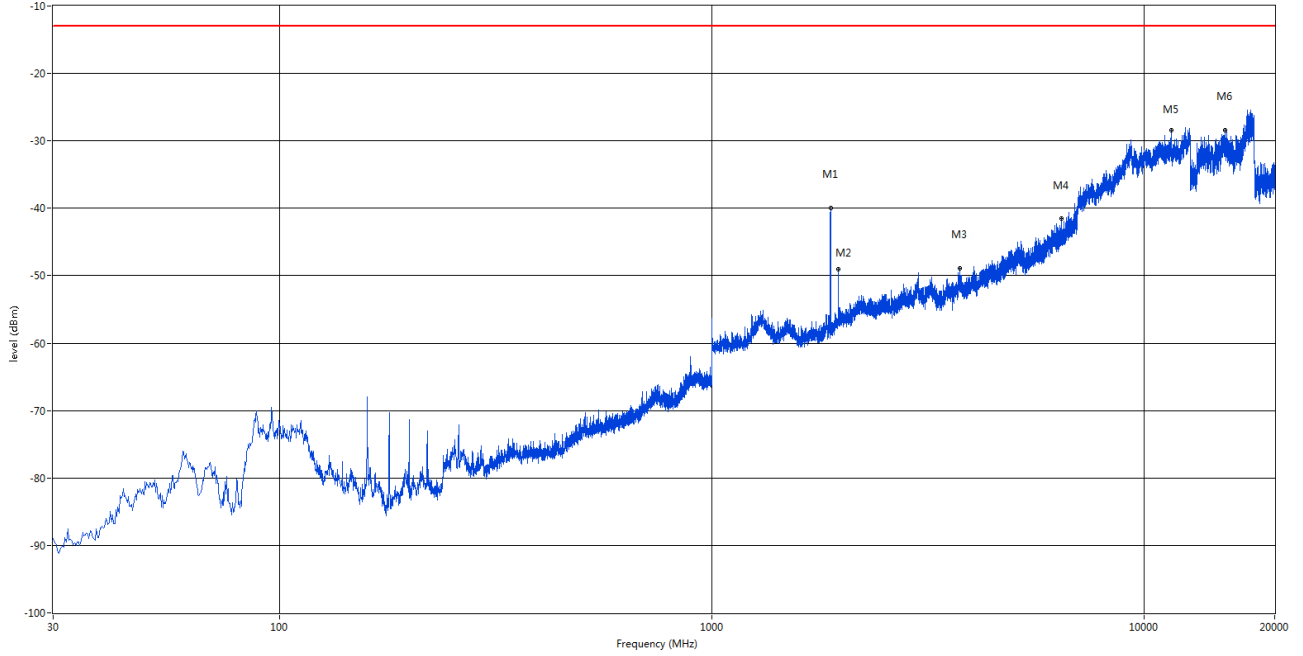
RSE Test case_FCC PART2&24&27_FCC PART 24_1900_GSM 1900&WCDMA B2&CDMA BC1<E B2&25



Frequency (MHz)	Result (dBm)	Factor (dB)	PK Limit (dBm)	Margin (dB)	Table (o)	ANT	EUT	Verdict
1850.500	-51.59	-0.86	-13.0	38.59	0.00	Horizontal	Vertical	N/A
1930.000	-51.34	-1.31	-13.0	38.34	310.00	Horizontal	Vertical	N/A
3998.000	-48.30	6.94	-13.0	35.30	327.00	Horizontal	Vertical	Pass
6012.000	-42.37	13.96	-13.0	29.37	182.00	Horizontal	Vertical	Pass
9982.812	-30.28	38.78	-13.0	17.28	28.00	Horizontal	Vertical	Pass
15213.187	-28.24	43.75	-13.0	15.24	283.00	Horizontal	Vertical	Pass

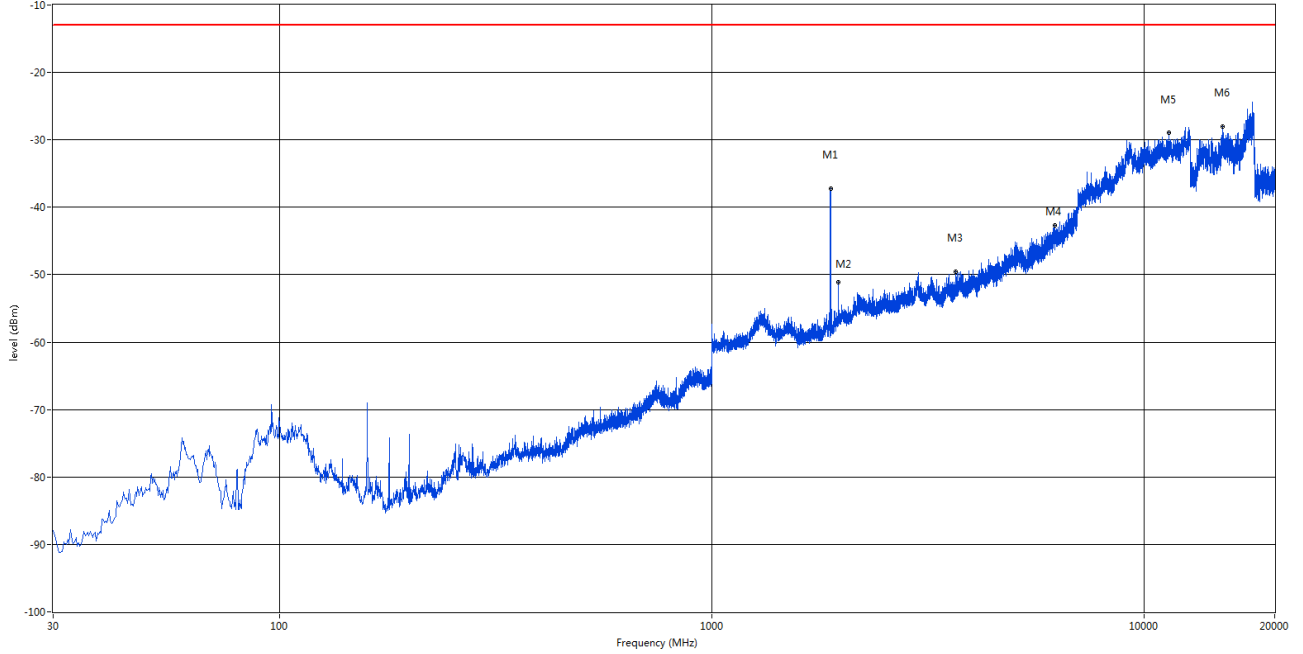
1.11 EGPRS 1900 CH661

RSE Test case_FCC PART22&24&27_FCC PART 24_1900_GSM 1900&WCDMA B2&CDMA BC1<E B2&25



Frequency (MHz)	Result (dBm)	Factor (dB)	PK Limit (dBm)	Margin (dB)	Table (o)	ANT	EUT	Verdict
1880.000	-39.89	-0.95	-13.0	26.89	343.00	Horizontal	Horizontal	N/A
1960.000	-49.08	-0.79	-13.0	36.08	66.00	Horizontal	Horizontal	N/A
3740.000	-48.92	7.38	-13.0	35.92	288.00	Horizontal	Horizontal	Pass
6427.000	-41.47	15.20	-13.0	28.47	314.00	Horizontal	Horizontal	Pass
11515.187	-28.47	40.33	-13.0	15.47	101.00	Horizontal	Horizontal	Pass
15343.688	-28.48	43.93	-13.0	15.48	312.00	Horizontal	Horizontal	Pass

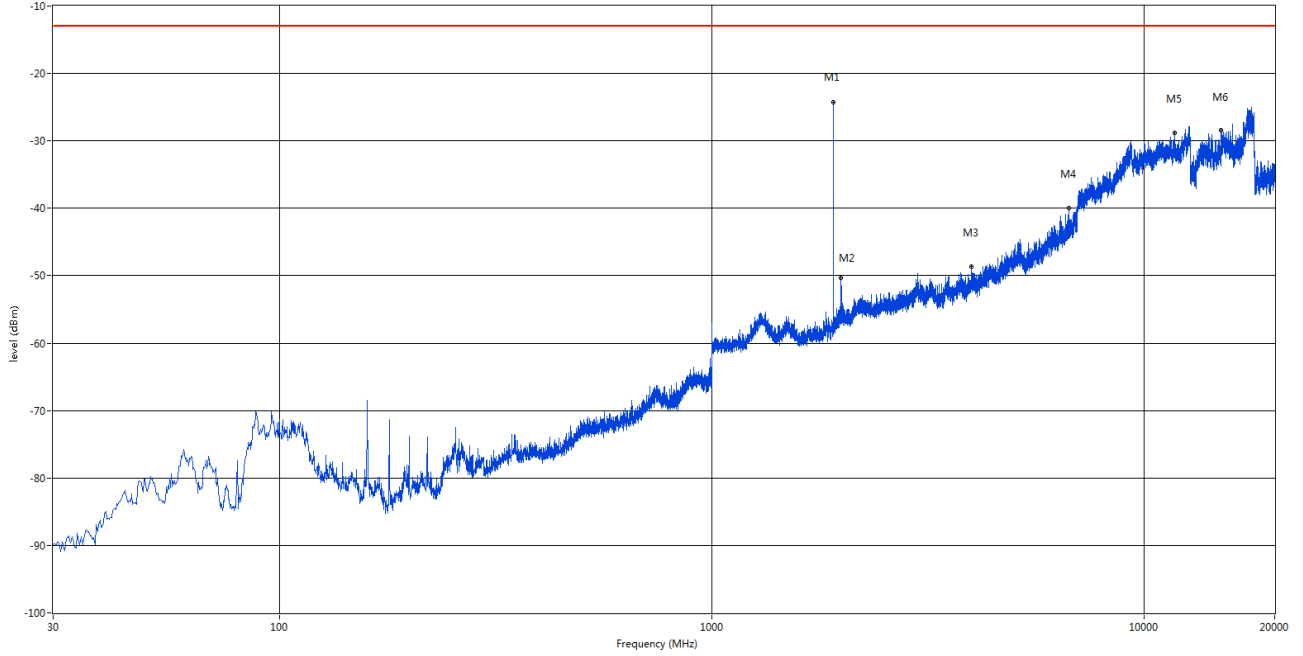
RSE Test case_FCC PART2&24&27_FCC PART 24_1900_GSM 1900&WCDMA B2&CDMA BC1<E B2&25



Frequency (MHz)	Result (dBm)	Factor (dB)	PK Limit (dBm)	Margin (dB)	Table (o)	ANT	EUT	Verdict
1880.000	-37.20	-0.95	-13.0	24.20	24.00	Horizontal	Vertical	N/A
1960.000	-51.12	-0.79	-13.0	38.12	64.00	Horizontal	Vertical	N/A
3663.000	-49.52	6.51	-13.0	36.52	72.00	Horizontal	Vertical	Pass
6212.000	-42.66	13.89	-13.0	29.66	72.00	Horizontal	Vertical	Pass
11398.750	-28.94	40.11	-13.0	15.94	19.00	Horizontal	Vertical	Pass
15158.813	-27.97	43.39	-13.0	14.97	4.00	Horizontal	Vertical	Pass

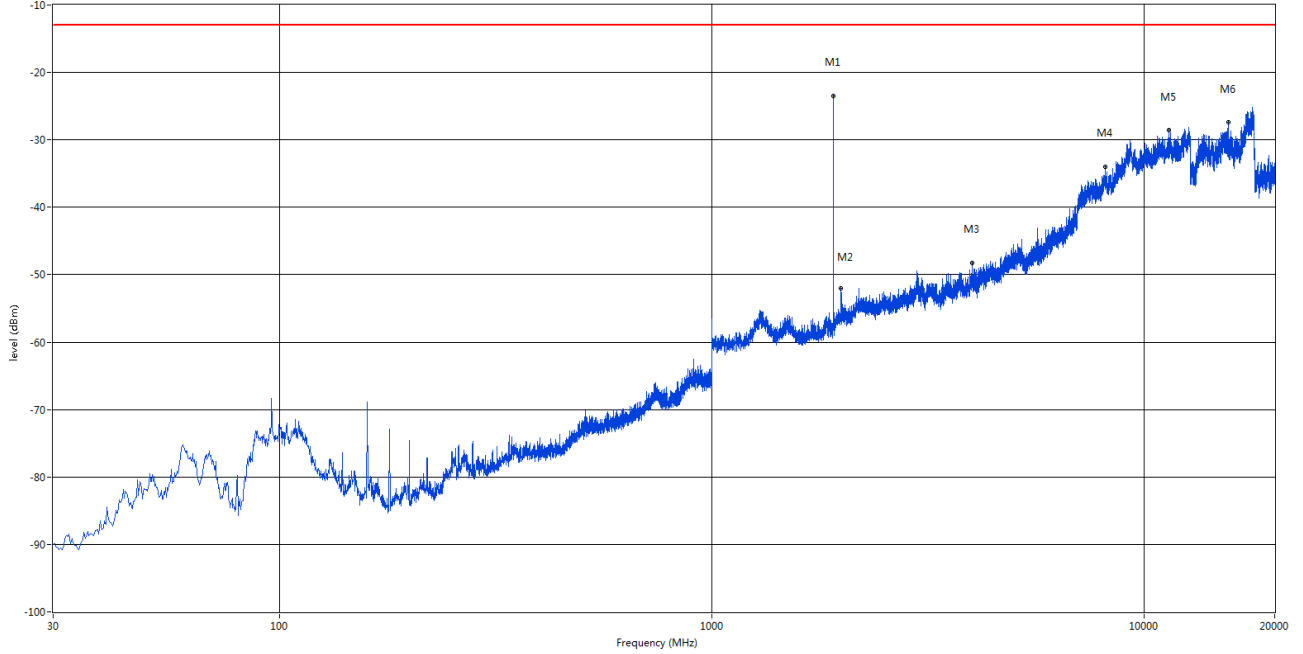
1.12 EGPRS 1900 CH810

RSE Test case_FCC PART2&24&27_FCC PART 24_1900_GSM 1900&WCDMA B2&CDMA BC1<E B2&25



Frequency (MHz)	Result (dBm)	Factor (dB)	PK Limit (dBm)	Margin (dB)	Table (o)	ANT	EUT	Verdict
1909.500	-24.28	-0.93	-13.0	11.28	340.00	Horizontal	Horizontal	N/A
1990.000	-50.38	0.11	-13.0	37.38	57.00	Horizontal	Horizontal	N/A
3985.000	-48.62	6.72	-13.0	35.62	360.00	Horizontal	Horizontal	Pass
6695.000	-39.92	16.72	-13.0	26.92	53.00	Horizontal	Horizontal	Pass
11740.875	-28.81	39.53	-13.0	15.81	135.00	Horizontal	Horizontal	Pass
15044.625	-28.42	43.48	-13.0	15.42	49.00	Horizontal	Horizontal	Pass

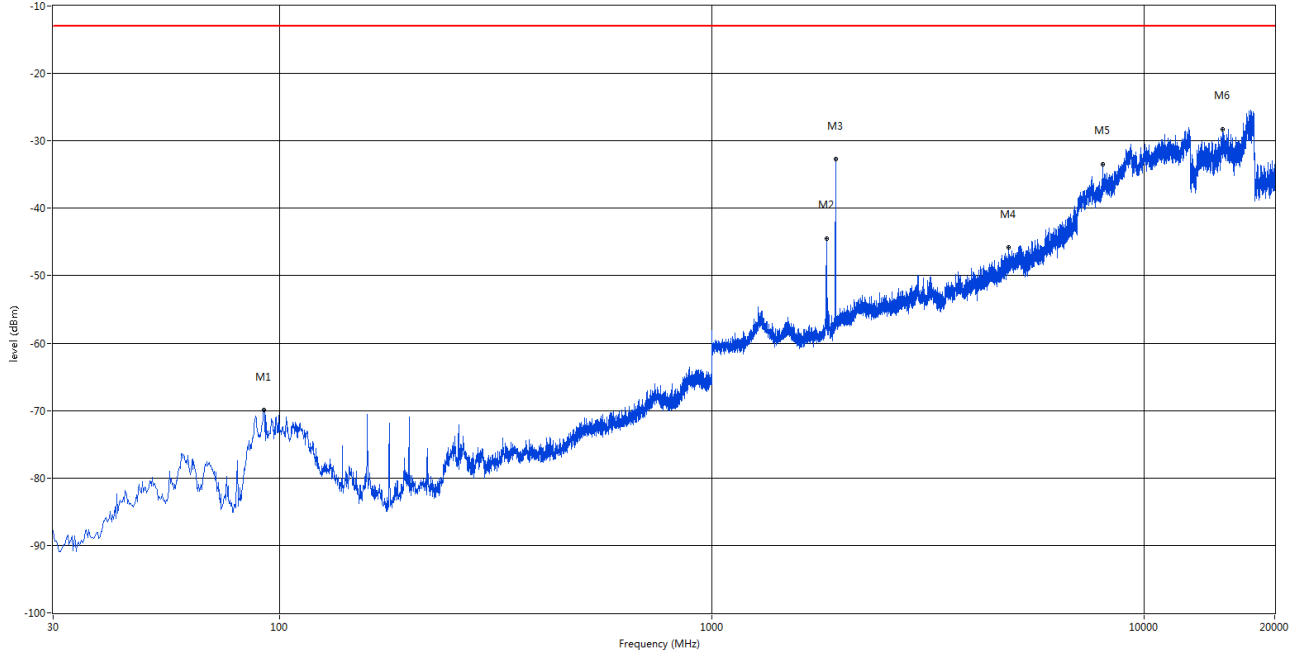
RSE Test case_FCC PART2&24&27_FCC PART 24_1900_GSM 1900&WCDMA B2&CDMA BC1<E B2&25



Frequency (MHz)	Result (dBm)	Factor (dB)	PK Limit (dBm)	Margin (dB)	Table (o)	ANT	EUT	Verdict
1910.000	-23.48	-0.93	-13.0	10.48	26.00	Horizontal	Vertical	N/A
1990.000	-52.02	0.11	-13.0	39.02	72.00	Horizontal	Vertical	N/A
3998.000	-48.22	6.94	-13.0	35.22	96.00	Horizontal	Vertical	Pass
8114.062	-33.98	34.64	-13.0	20.98	102.00	Horizontal	Vertical	Pass
11387.250	-28.54	40.10	-13.0	15.54	298.00	Horizontal	Vertical	Pass
15599.250	-27.38	43.09	-13.0	14.38	304.00	Horizontal	Vertical	Pass

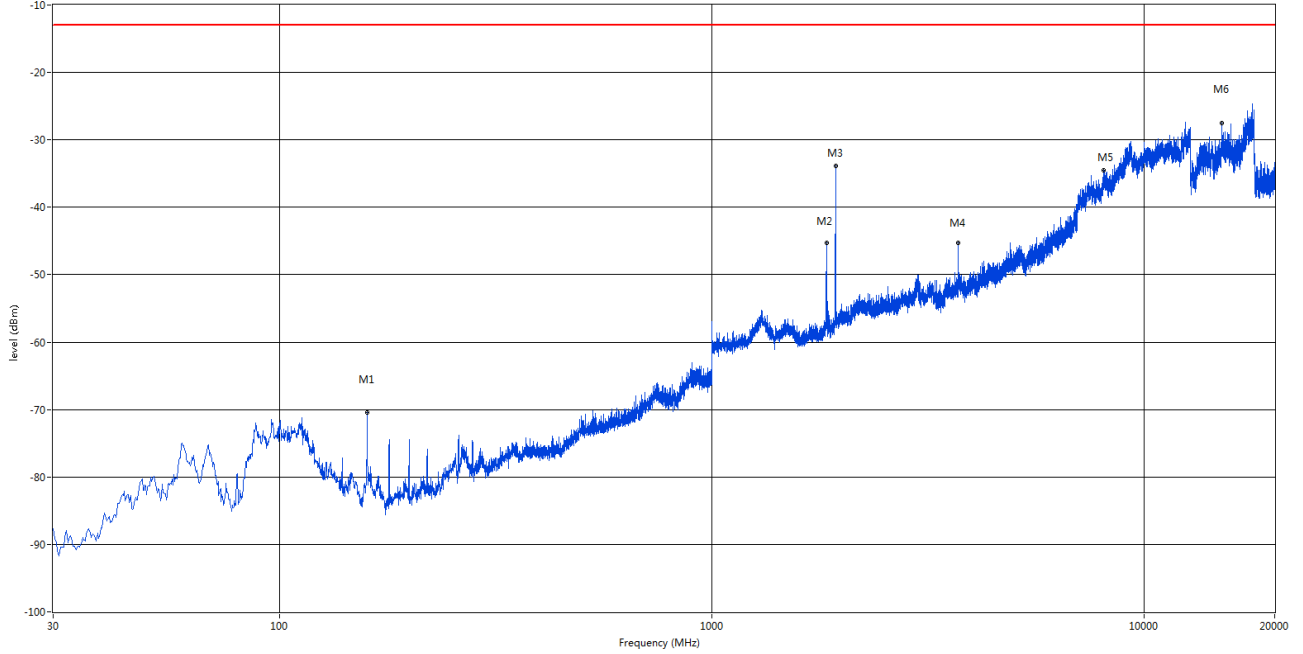
1.13 WCDMA B2 CH9262

RSE Test case_FCC PART22&24&27_FCC PART 24_1900_GSM 1900&WCDMA B2&CDMA BC1<E B2&25



Frequency (MHz)	Result (dBm)	Factor (dB)	PK Limit (dBm)	Margin (dB)	Table (o)	ANT	EUT	Verdict
92.080	-69.97	-9.74	-13.0	56.97	270.00	Horizontal	Horizontal	Pass
1843.500	-44.47	-0.84	-13.0	31.47	44.00	Horizontal	Horizontal	N/A
1931.500	-32.71	-1.29	-13.0	19.71	320.00	Horizontal	Horizontal	N/A
4853.000	-45.83	9.11	-13.0	32.83	86.00	Horizontal	Horizontal	Pass
8003.375	-33.43	33.62	-13.0	20.43	205.00	Horizontal	Horizontal	Pass
15175.125	-28.28	43.54	-13.0	15.28	55.00	Horizontal	Horizontal	Pass

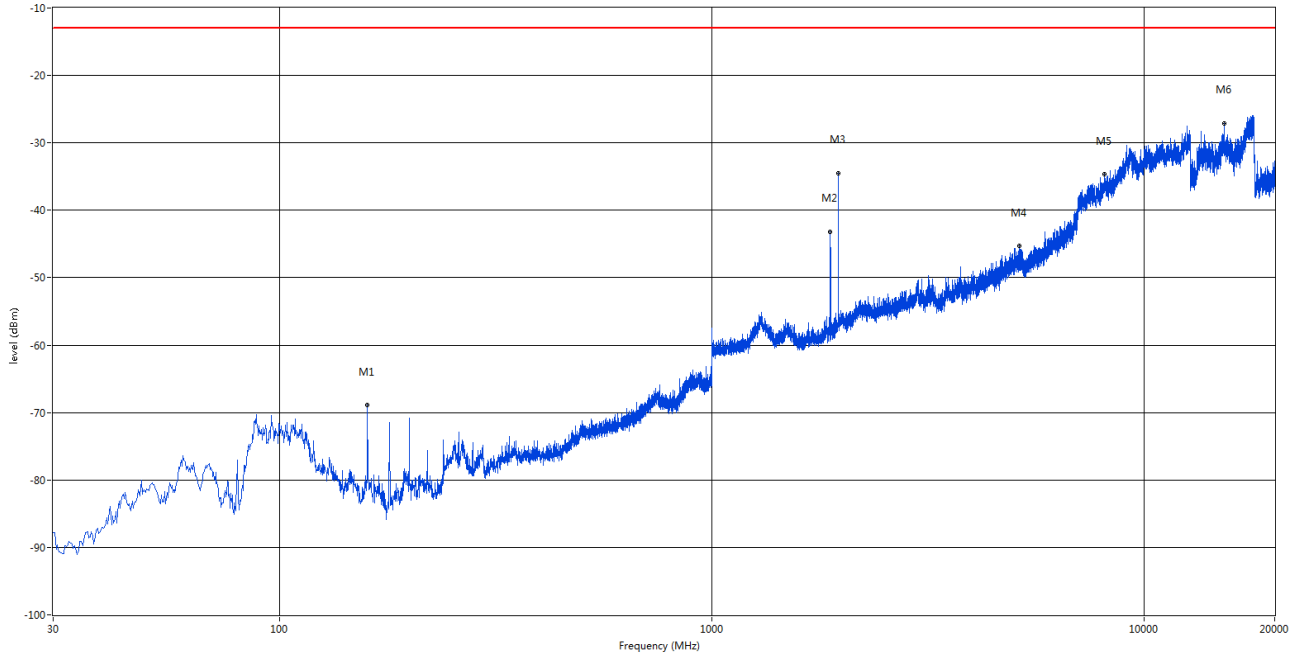
RSE Test case_FCC PART2&24&27_FCC PART 24_1900_GSM 1900&WCDMA B2&CDMA BC1<E B2&25



Frequency (MHz)	Result (dBm)	Factor (dB)	PK Limit (dBm)	Margin (dB)	Table (o)	ANT	EUT	Verdict
159.738	-70.48	-13.42	-13.0	57.48	336.00	Horizontal	Vertical	Pass
1843.500	-45.34	-0.84	-13.0	32.34	37.00	Horizontal	Vertical	N/A
1933.500	-33.89	-1.44	-13.0	20.89	90.00	Horizontal	Vertical	N/A
3706.000	-45.22	6.59	-13.0	32.22	354.00	Horizontal	Vertical	Pass
8045.063	-34.57	34.27	-13.0	21.57	136.00	Horizontal	Vertical	Pass
15088.125	-27.55	43.63	-13.0	14.55	47.00	Horizontal	Vertical	Pass

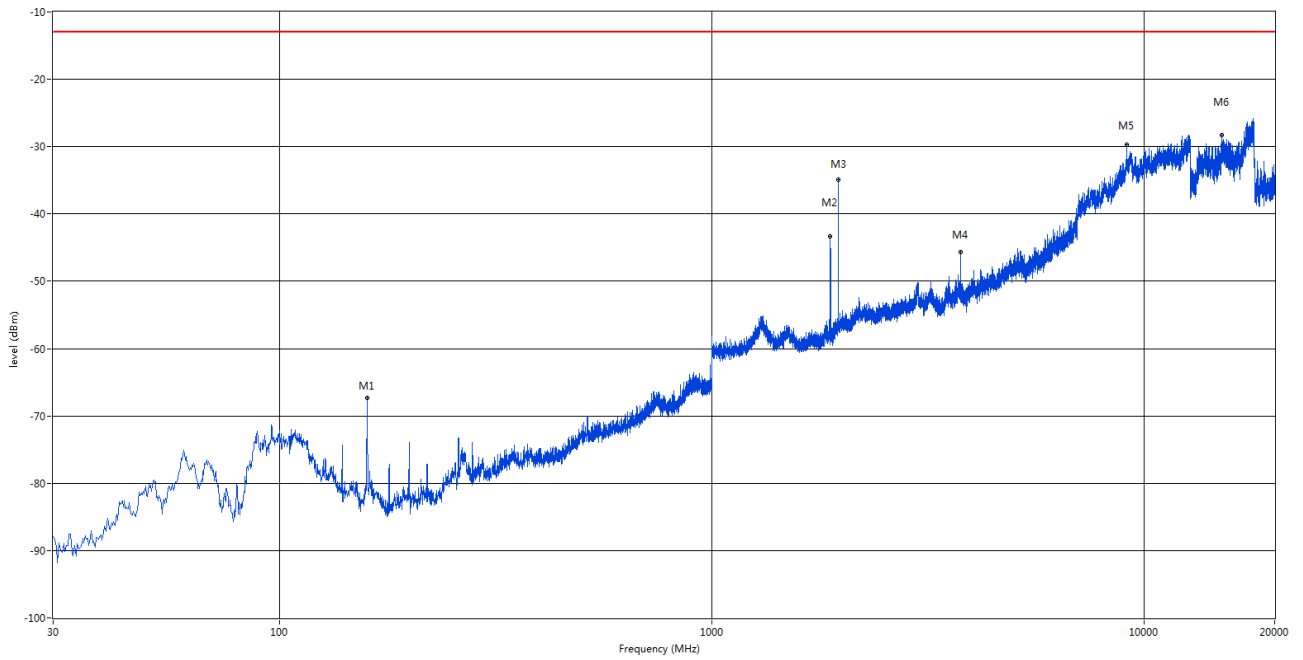
1.14 WCDMA B2 CH9400

RSE Test case_FCC PART22&24&27_FCC PART 24_1900_GSM 1900&WCDMA B2&CDMA BC1<E B2&25



Frequency (MHz)	Result (dBm)	Factor (dB)	PK Limit (dBm)	Margin (dB)	Table (o)	ANT	EUT	Verdict
159.980	-68.93	-13.43	-13.0	55.93	320.00	Horizontal	Horizontal	Pass
1878.500	-43.18	-0.95	-13.0	30.18	92.00	Horizontal	Horizontal	N/A
1960.000	-34.49	-0.79	-13.0	21.49	323.00	Horizontal	Horizontal	N/A
5134.000	-45.29	10.43	-13.0	32.29	24.00	Horizontal	Horizontal	Pass
8096.813	-34.69	35.04	-13.0	21.69	339.00	Horizontal	Horizontal	Pass
15294.750	-27.12	43.49	-13.0	14.12	360.00	Horizontal	Horizontal	Pass

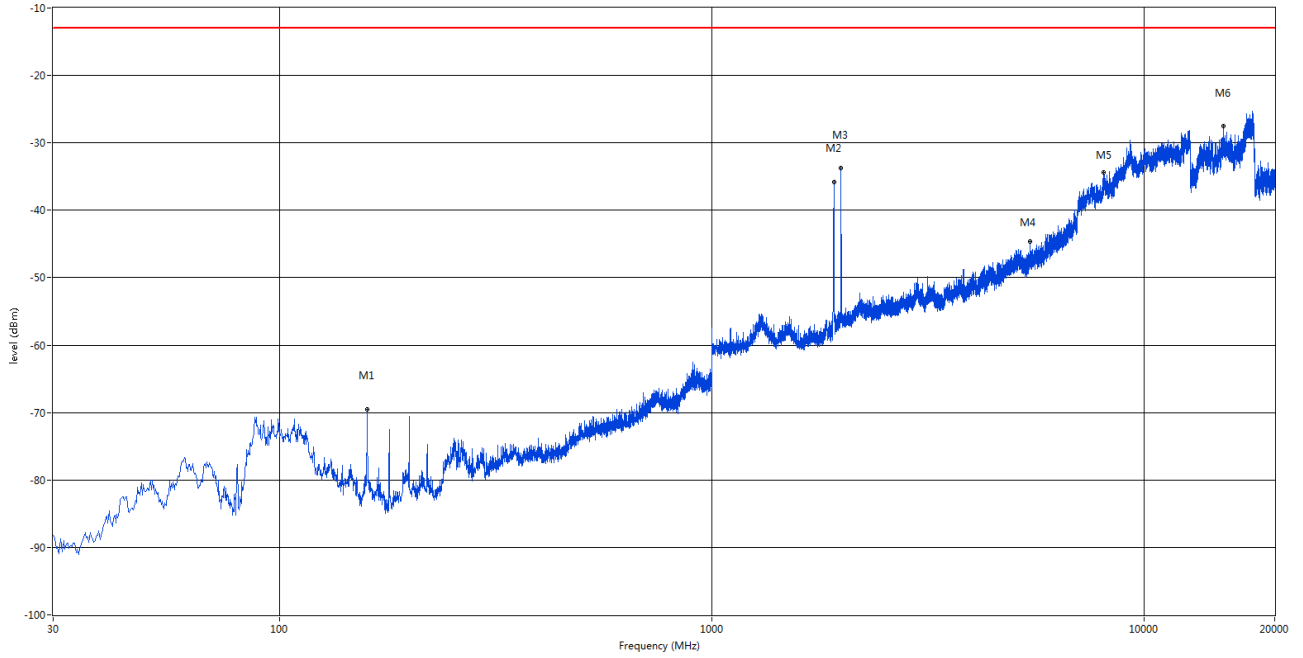
RSE Test case_FCC PART22&24&27_FCC PART 24_1900_GSM 1900&WCDMA B2&CDMA BC1<E B2&25



Frequency (MHz)	Result (dBm)	Factor (dB)	PK Limit (dBm)	Margin (dB)	Table (o)	ANT	EUT	Verdict
159.495	-67.26	-13.42	-13.0	54.26	301.00	Horizontal	Vertical	Pass
1879.000	-43.28	-0.95	-13.0	30.28	46.00	Horizontal	Vertical	N/A
1961.000	-34.87	-0.73	-13.0	21.87	336.00	Horizontal	Vertical	N/A
3761.000	-45.70	6.26	-13.0	32.70	334.00	Horizontal	Vertical	Pass
9101.625	-29.75	37.43	-13.0	16.75	319.00	Horizontal	Vertical	Pass
15079.063	-28.22	43.82	-13.0	15.22	291.00	Horizontal	Vertical	Pass

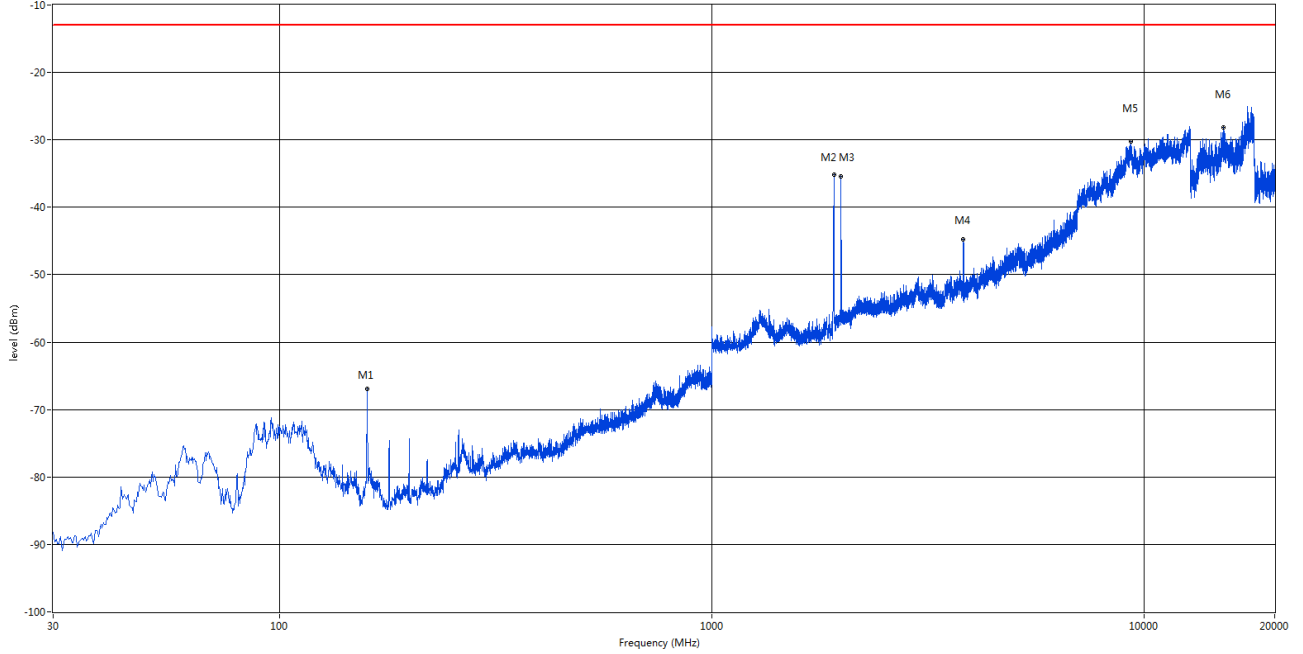
1.15 WCDMA B2 CH9538

RSE Test case_FCC PART22&24&27_FCC PART 24_1900_GSM 1900&WCDMA B2&CDMA BC1<E B2&25



Frequency (MHz)	Result (dBm)	Factor (dB)	PK Limit (dBm)	Margin (dB)	Table (o)	ANT	EUT	Verdict
159.738	-69.49	-13.42	-13.0	56.49	202.00	Horizontal	Horizontal	Pass
1916.500	-35.81	-0.87	-13.0	22.81	72.00	Horizontal	Horizontal	N/A
1988.000	-33.77	-0.13	-13.0	20.77	92.00	Horizontal	Horizontal	N/A
5443.000	-44.68	11.26	-13.0	31.68	222.00	Horizontal	Horizontal	Pass
8058.000	-34.42	34.58	-13.0	21.42	257.00	Horizontal	Horizontal	Pass
15236.750	-27.53	43.89	-13.0	14.53	222.00	Horizontal	Horizontal	Pass

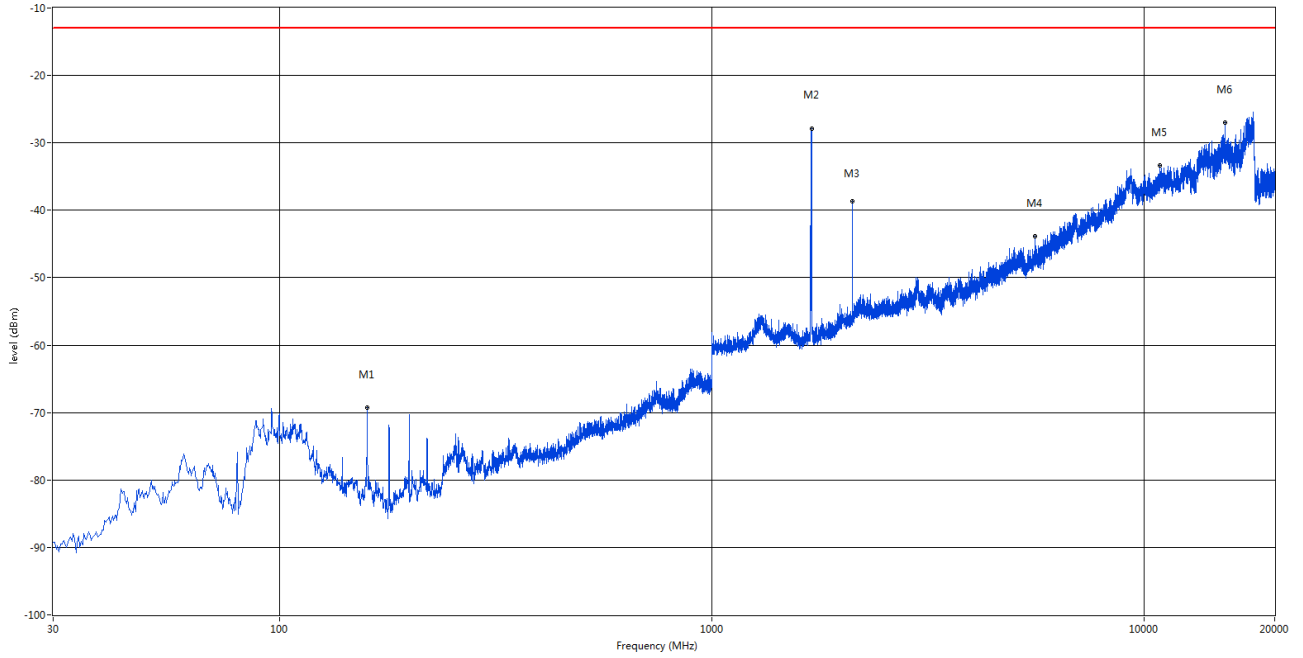
RSE Test case_FCC PART2&24&27_FCC PART 24_1900_GSM 1900&WCDMA B2&CDMA BC1<E B2&25



Frequency (MHz)	Result (dBm)	Factor (dB)	PK Limit (dBm)	Margin (dB)	Table (o)	ANT	EUT	Verdict
159.738	-66.94	-13.42	-13.0	53.94	323.00	Horizontal	Vertical	Pass
1916.000	-35.12	-0.87	-13.0	22.12	37.00	Horizontal	Vertical	N/A
1989.000	-35.44	0.05	-13.0	22.44	320.00	Horizontal	Vertical	N/A
3814.000	-44.71	6.18	-13.0	31.71	1.00	Horizontal	Vertical	Pass
9292.812	-30.24	38.20	-13.0	17.24	9.00	Horizontal	Vertical	Pass
15242.188	-28.18	43.90	-13.0	15.18	8.00	Horizontal	Vertical	Pass

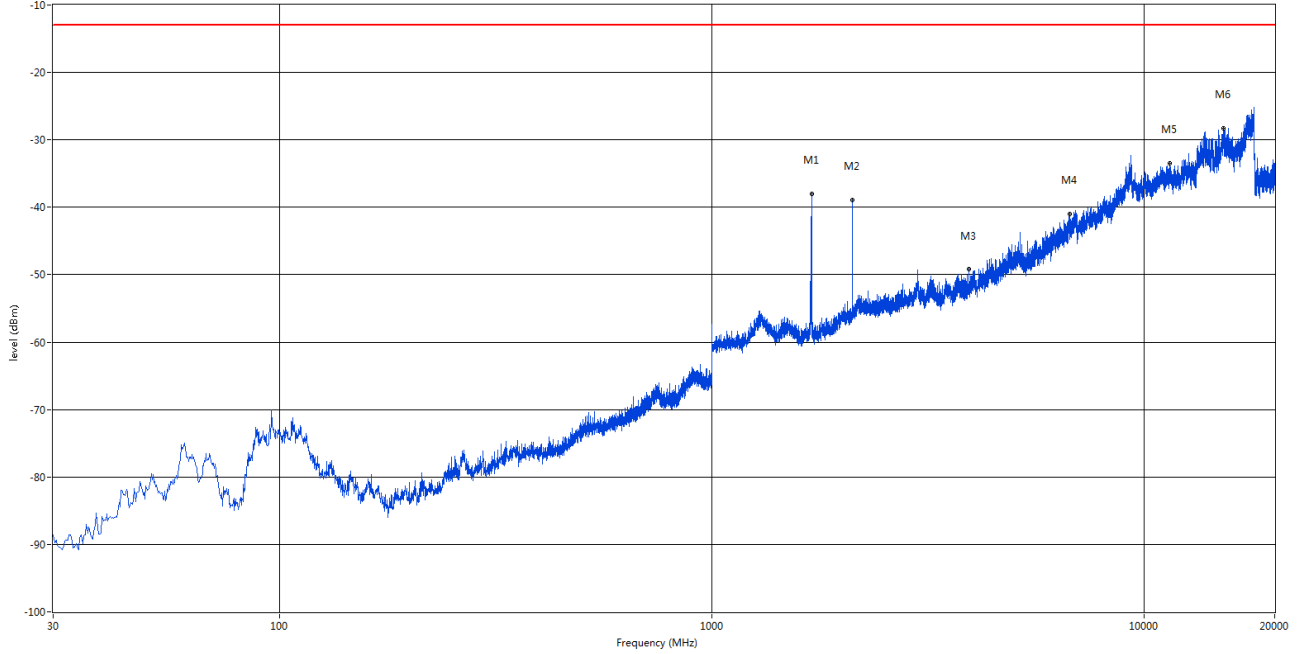
1.16 WCDMA B4 CH1312

RSE Test case_FCC PART228&24&27_FCC PART 27_1700_WCDMA B4<E B4



Frequency (MHz)	Result (dBm)	Factor (dB)	PK Limit (dBm)	Margin (dB)	Table (o)	ANT	EUT	Verdict
159.738	-69.33	-13.53	-13.0	56.33	343.00	Horizontal	Horizontal	Pass
1699.000	-27.90	-1.92	-13.0	14.90	169.00	Horizontal	Horizontal	N/A
2113.000	-38.69	0.32	-13.0	25.69	70.00	Horizontal	Horizontal	N/A
5588.000	-43.79	11.36	-13.0	30.79	343.00	Horizontal	Horizontal	Pass
10846.750	-33.38	39.78	-13.0	20.38	299.00	Horizontal	Horizontal	Pass
15381.750	-27.00	43.72	-13.0	14.00	36.00	Horizontal	Horizontal	Pass

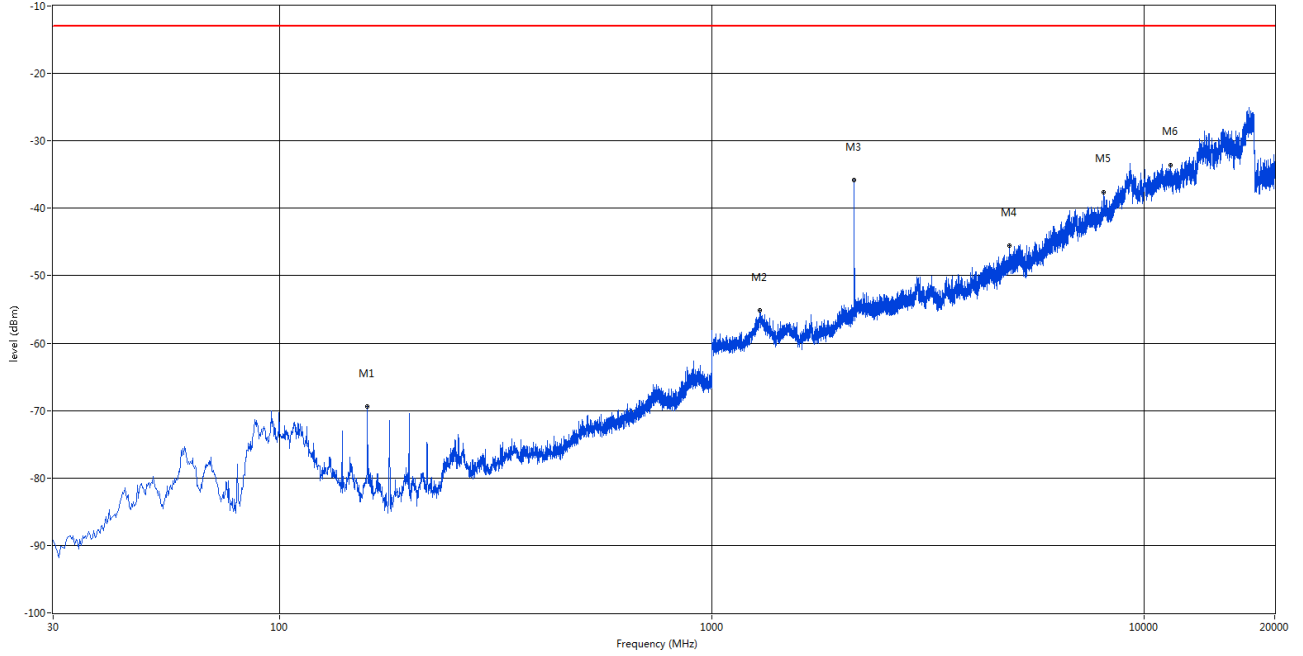
RSE Test case_FCC PART2&24&27_FCC PART 27_1700_WCDMA B4<E B4



Frequency (MHz)	Result (dBm)	Factor (dB)	PK Limit (dBm)	Margin (dB)	Table (o)	ANT	EUT	Verdict
1699.000	-37.97	-1.92	-13.0	24.97	244.00	Horizontal	Vertical	N/A
2112.500	-38.91	0.32	-13.0	25.91	59.00	Horizontal	Vertical	N/A
3935.000	-49.19	6.48	-13.0	36.19	360.00	Horizontal	Vertical	Pass
6704.000	-40.94	16.90	-13.0	27.94	314.00	Horizontal	Vertical	Pass
11416.001	-33.50	40.00	-13.0	20.50	144.00	Horizontal	Vertical	Pass
15240.375	-28.28	43.94	-13.0	15.28	360.00	Horizontal	Vertical	Pass

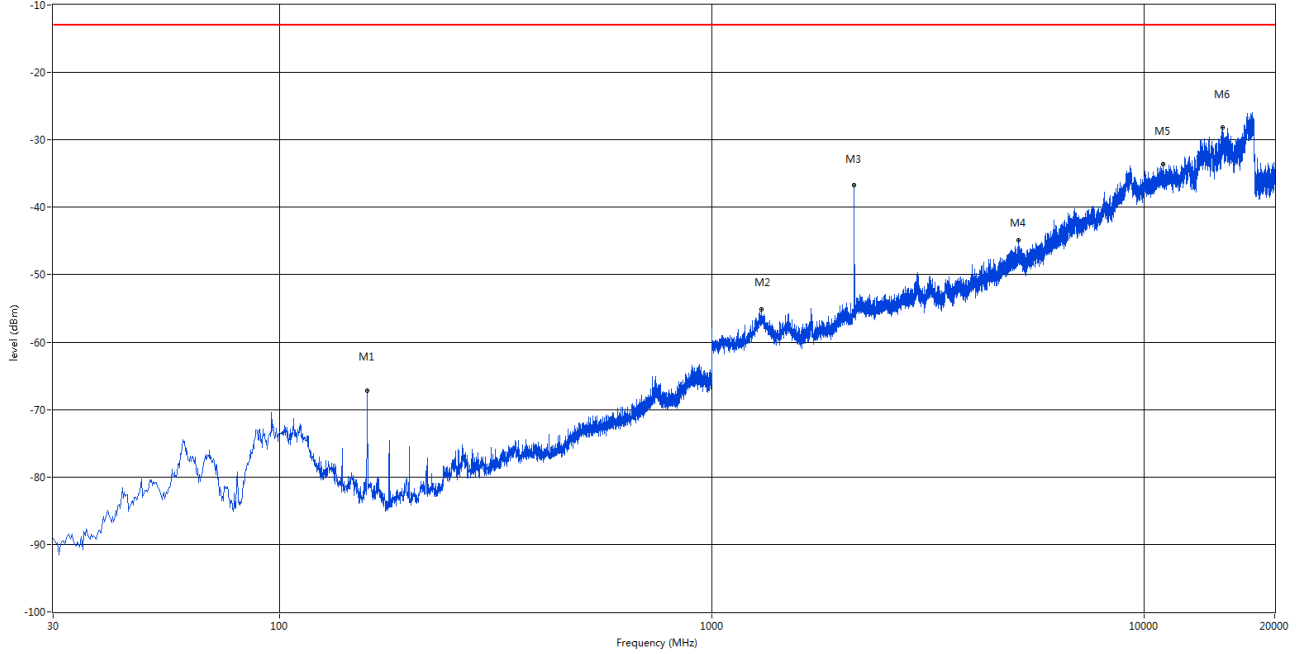
1.17 WCDMA B4 CH1412

RSE Test case_FCC PART228&24&27_FCC PART 27_1700_WCDMA B4<E B4



Frequency (MHz)	Result (dBm)	Factor (dB)	PK Limit (dBm)	Margin (dB)	Table (o)	ANT	EUT	Verdict
159.738	-69.42	-13.53	-13.0	56.42	244.00	Horizontal	Horizontal	Pass
1291.000	-55.19	0.53	-13.0	42.19	110.00	Horizontal	Horizontal	Pass
2132.500	-35.85	0.99	-13.0	22.85	320.00	Horizontal	Horizontal	N/A
4868.000	-45.48	9.54	-13.0	32.48	99.00	Horizontal	Horizontal	Pass
8050.812	-37.68	34.19	-13.0	24.68	319.00	Horizontal	Horizontal	Pass
11508.000	-33.58	40.45	-13.0	20.58	245.00	Horizontal	Horizontal	Pass

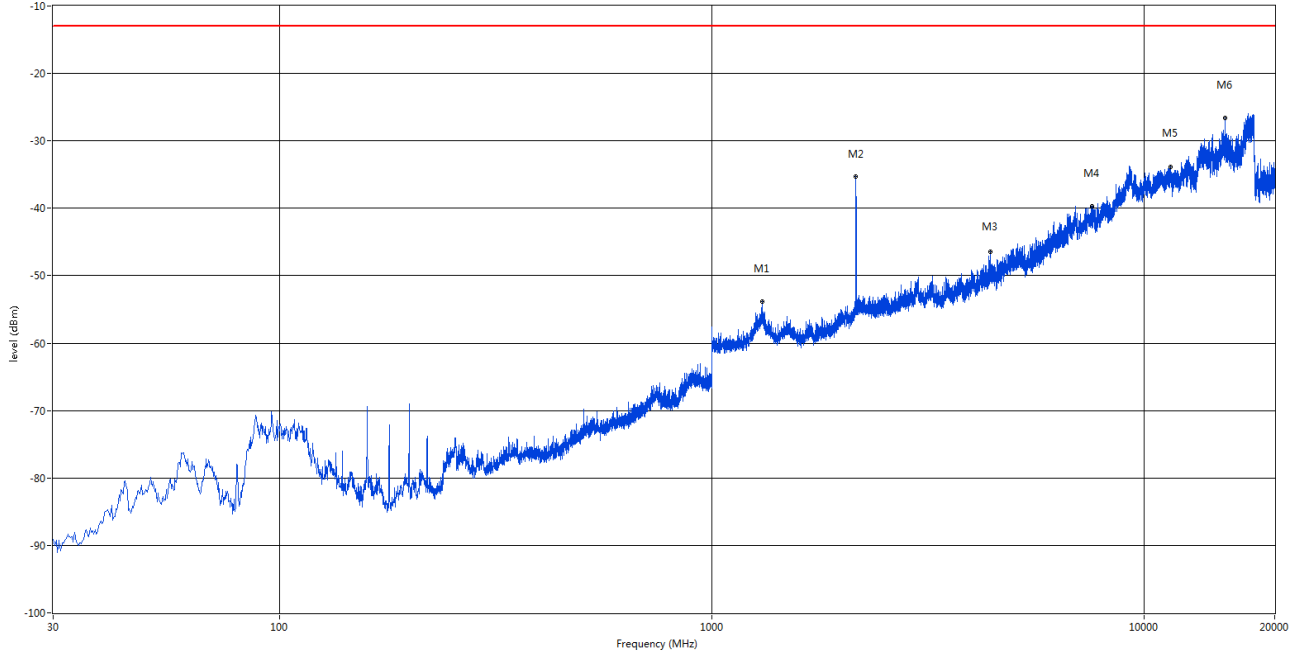
RSE Test case_FCC PART2&24&27_FCC PART 27_1700_WCDMA B4<E B4



Frequency (MHz)	Result (dBm)	Factor (dB)	PK Limit (dBm)	Margin (dB)	Table (o)	ANT	EUT	Verdict
159.738	-67.16	-13.53	-13.0	54.16	202.00	Horizontal	Vertical	Pass
1303.500	-55.17	0.67	-13.0	42.17	171.00	Horizontal	Vertical	Pass
2133.500	-36.78	0.96	-13.0	23.78	323.00	Horizontal	Vertical	N/A
5110.000	-44.89	10.19	-13.0	31.89	37.00	Horizontal	Vertical	Pass
11020.687	-33.60	40.13	-13.0	20.60	55.00	Horizontal	Vertical	Pass
15176.937	-28.22	43.56	-13.0	15.22	356.00	Horizontal	Vertical	Pass

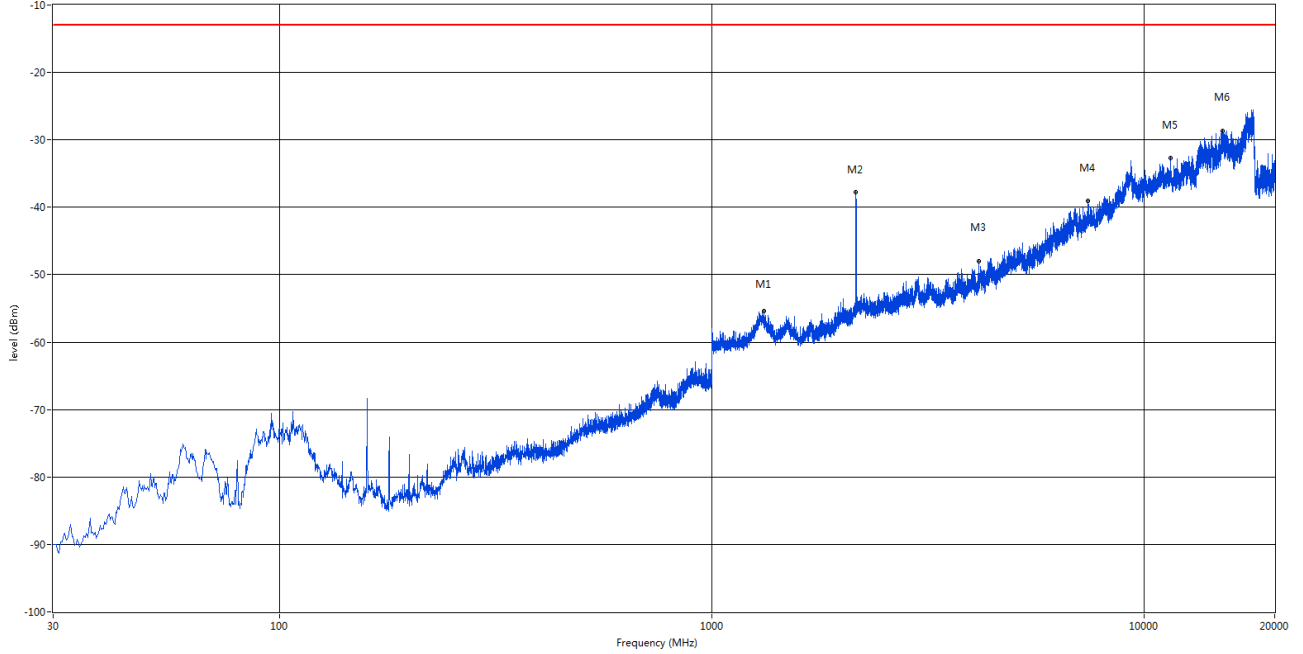
1.18 WCDMA B4 CH1513

RSE Test case_FCC PART22&24&27_FCC PART 27_1700_WCDMA B4<E B4



Frequency (MHz)	Result (dBm)	Factor (dB)	PK Limit (dBm)	Margin (dB)	Table (o)	ANT	EUT	Verdict
1305.000	-53.86	0.74	-13.0	40.86	0.00	Horizontal	Horizontal	Pass
2152.500	-35.26	1.15	-13.0	22.26	66.00	Horizontal	Horizontal	N/A
4396.000	-46.49	8.27	-13.0	33.49	176.00	Horizontal	Horizontal	Pass
7569.250	-39.73	32.87	-13.0	26.73	231.00	Horizontal	Horizontal	Pass
11500.812	-33.92	40.56	-13.0	20.92	204.00	Horizontal	Horizontal	Pass
15336.438	-26.61	43.83	-13.0	13.61	319.00	Horizontal	Horizontal	Pass

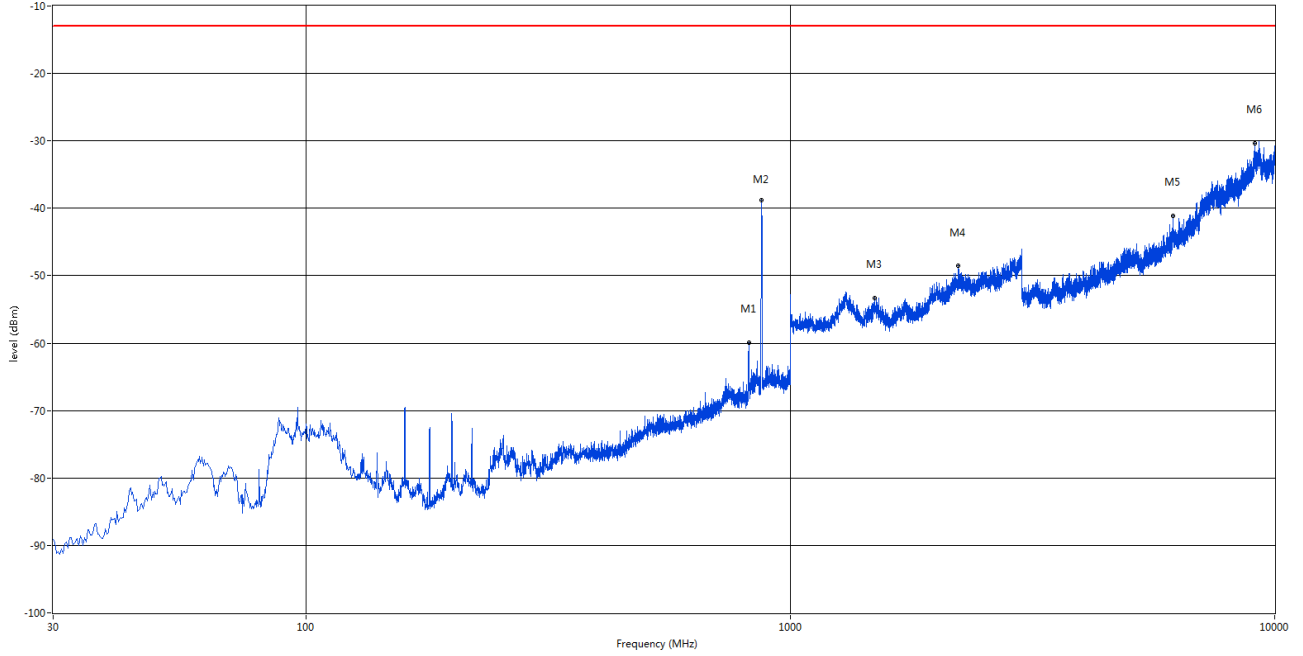
RSE Test case_FCC PART2&24&27_FCC PART 27_1700_WCDMA B4<E B4



Frequency (MHz)	Result (dBm)	Factor (dB)	PK Limit (dBm)	Margin (dB)	Table (o)	ANT	EUT	Verdict
1317.000	-55.44	0.32	-13.0	42.44	360.00	Horizontal	Vertical	Pass
2153.500	-37.78	1.25	-13.0	24.78	64.00	Horizontal	Vertical	N/A
4132.000	-47.96	6.47	-13.0	34.96	79.00	Horizontal	Vertical	Pass
7402.500	-39.01	33.35	-13.0	26.01	223.00	Horizontal	Vertical	Pass
11512.313	-32.76	40.38	-13.0	19.76	203.00	Horizontal	Vertical	Pass
15187.812	-28.73	43.75	-13.0	15.73	90.00	Horizontal	Vertical	Pass

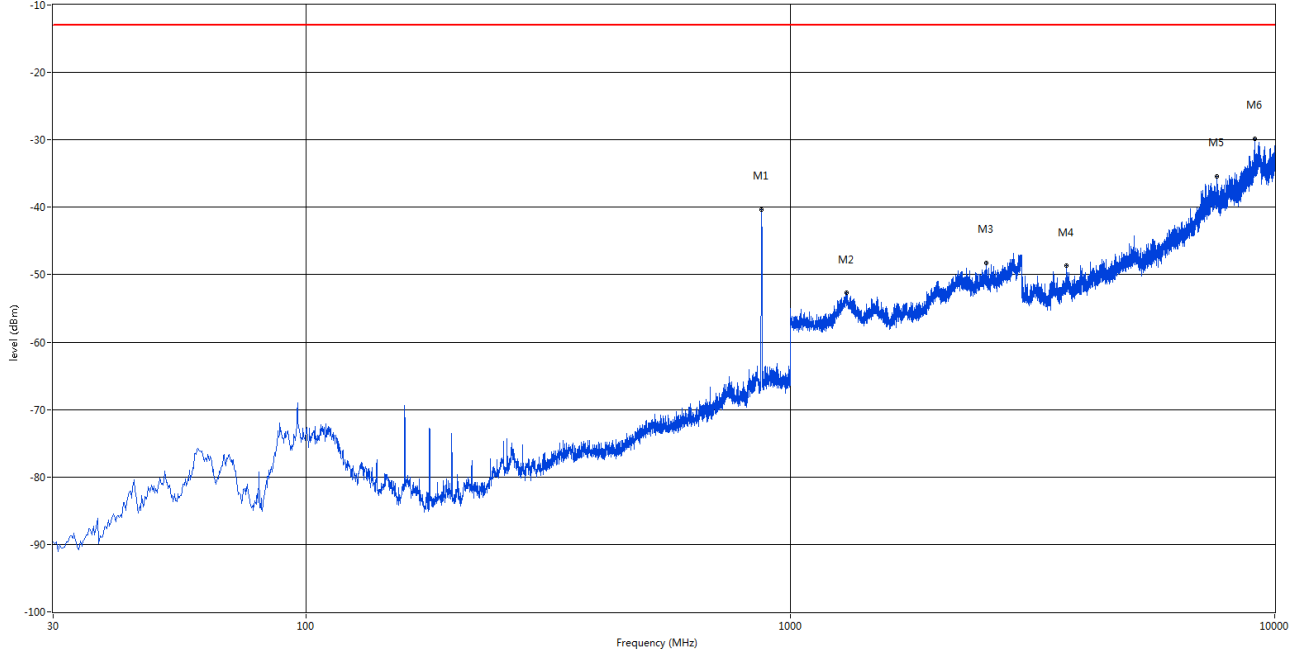
1.19 WCDMA B5 CH4132

RSE Test case_FCC PART22&24&27_FCC PART 22_850_GSM 850&CDMA BC0&WCDMA B5<E B5&26



Frequency (MHz)	Result (dBm)	Factor (dB)	PK Limit (dBm)	Margin (dB)	Table (o)	ANT	EUT	Verdict
821.278	-59.90	4.32	-13.0	46.90	72.00	Horizontal	Horizontal	N/A
871.960	-38.81	4.49	-13.0	25.81	250.00	Horizontal	Horizontal	N/A
1491.000	-53.32	1.56	-13.0	40.32	189.00	Horizontal	Horizontal	Pass
2218.000	-48.53	5.96	-13.0	35.53	83.00	Horizontal	Horizontal	Pass
6164.000	-41.19	14.38	-13.0	28.19	20.00	Horizontal	Horizontal	Pass
9085.750	-30.42	37.26	-13.0	17.42	360.00	Horizontal	Horizontal	Pass

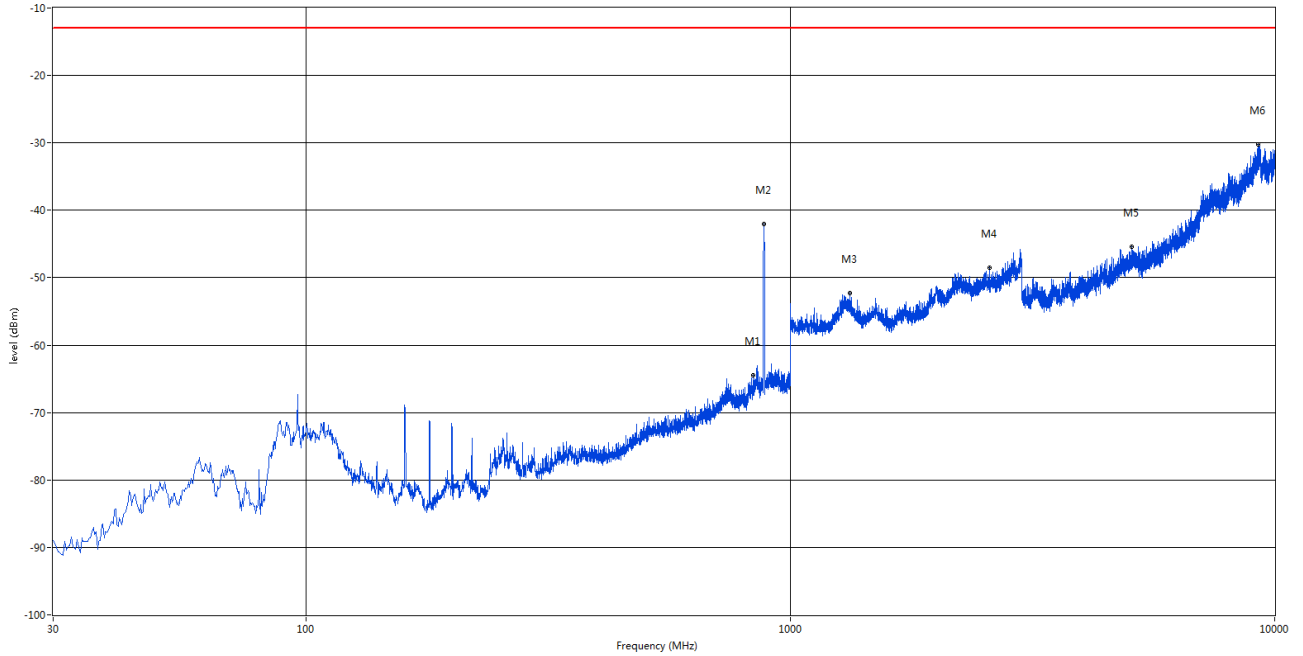
RSE Test case_FCC PART22&24&27_FCC PART 22_850_GSM 850&CDMA BC0&WCDMA B5<E B5&26



Frequency (MHz)	Result (dBm)	Factor (dB)	PK Limit (dBm)	Margin (dB)	Table (o)	ANT	EUT	Verdict
871.718	-40.39	4.47	-13.0	27.39	264.00	Horizontal	Vertical	N/A
1305.500	-52.70	3.44	-13.0	39.70	129.00	Horizontal	Vertical	Pass
2536.500	-48.29	7.04	-13.0	35.29	11.00	Horizontal	Vertical	Pass
3707.000	-48.67	6.53	-13.0	35.67	343.00	Horizontal	Vertical	Pass
7608.250	-35.43	33.79	-13.0	22.43	359.00	Horizontal	Vertical	Pass
9092.500	-29.85	37.36	-13.0	16.85	346.00	Horizontal	Vertical	Pass

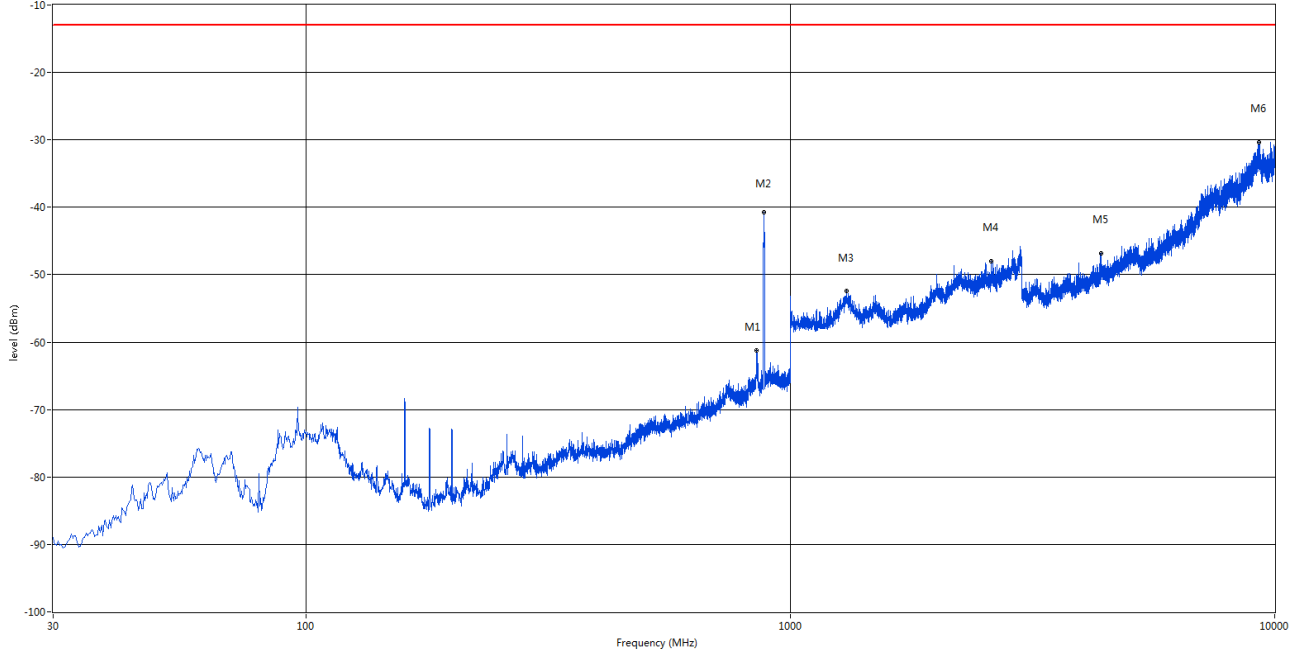
1.20 WCDMA B5 CH4182

RSE Test case_FCC PART22&24&27_FCC PART 22_850_GSM 850&CDMA BC0&WCDMA B5<E B5&26



Frequency (MHz)	Result (dBm)	Factor (dB)	PK Limit (dBm)	Margin (dB)	Table (o)	ANT	EUT	Verdict
836.313	-64.48	4.99	-13.0	51.48	257.00	Horizontal	Horizontal	N/A
880.205	-42.05	4.45	-13.0	29.05	257.00	Horizontal	Horizontal	N/A
1328.000	-52.28	2.72	-13.0	39.28	320.00	Horizontal	Horizontal	Pass
2581.500	-48.45	6.17	-13.0	35.45	228.00	Horizontal	Horizontal	Pass
5062.000	-45.37	10.47	-13.0	32.37	66.00	Horizontal	Horizontal	Pass
9235.750	-30.22	37.27	-13.0	17.22	312.00	Horizontal	Horizontal	Pass

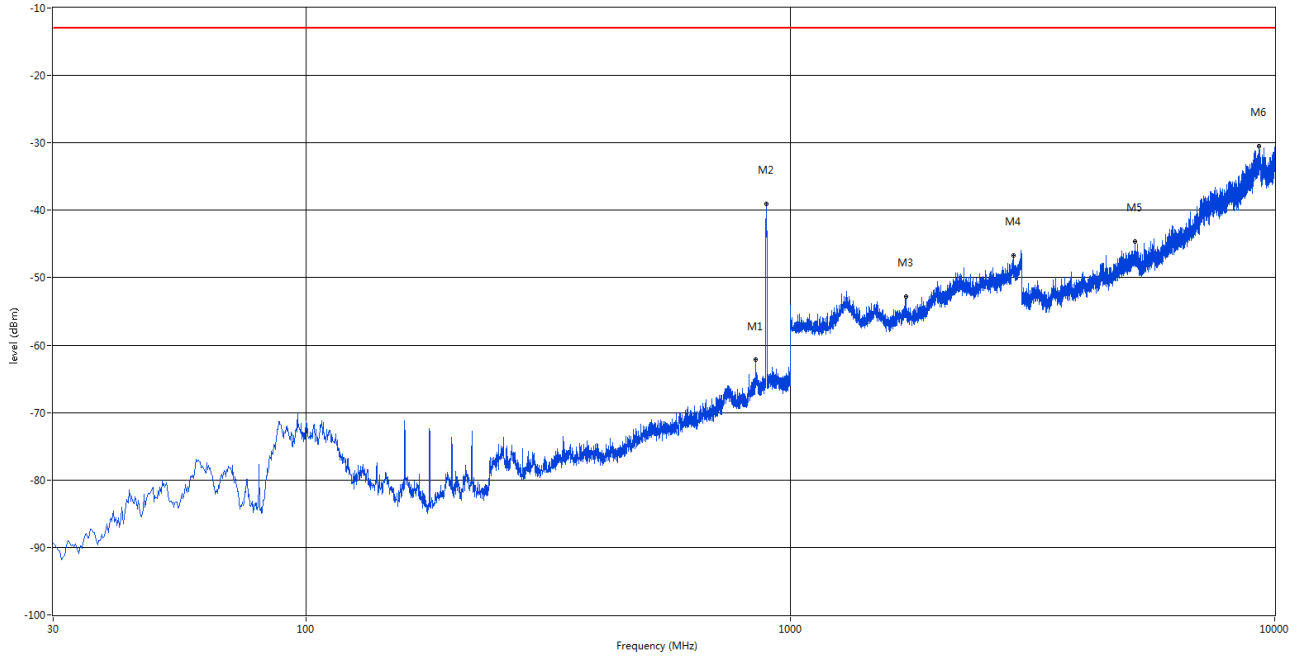
RSE Test case_FCC PART22&24&27_FCC PART 22_850_GSM 850&CDMA BC0&WCDMA B5<E B5&26



Frequency (MHz)	Result (dBm)	Factor (dB)	PK Limit (dBm)	Margin (dB)	Table (o)	ANT	EUT	Verdict
851.347	-61.19	6.18	-13.0	48.19	360.00	Horizontal	Vertical	N/A
880.932	-40.79	4.46	-13.0	27.79	244.00	Horizontal	Vertical	N/A
1307.500	-52.40	3.50	-13.0	39.40	347.00	Horizontal	Vertical	Pass
2597.500	-48.05	7.04	-13.0	35.05	301.00	Horizontal	Vertical	Pass
4382.000	-46.77	7.96	-13.0	33.77	66.00	Horizontal	Vertical	Pass
9287.500	-30.32	38.06	-13.0	17.32	357.00	Horizontal	Vertical	Pass

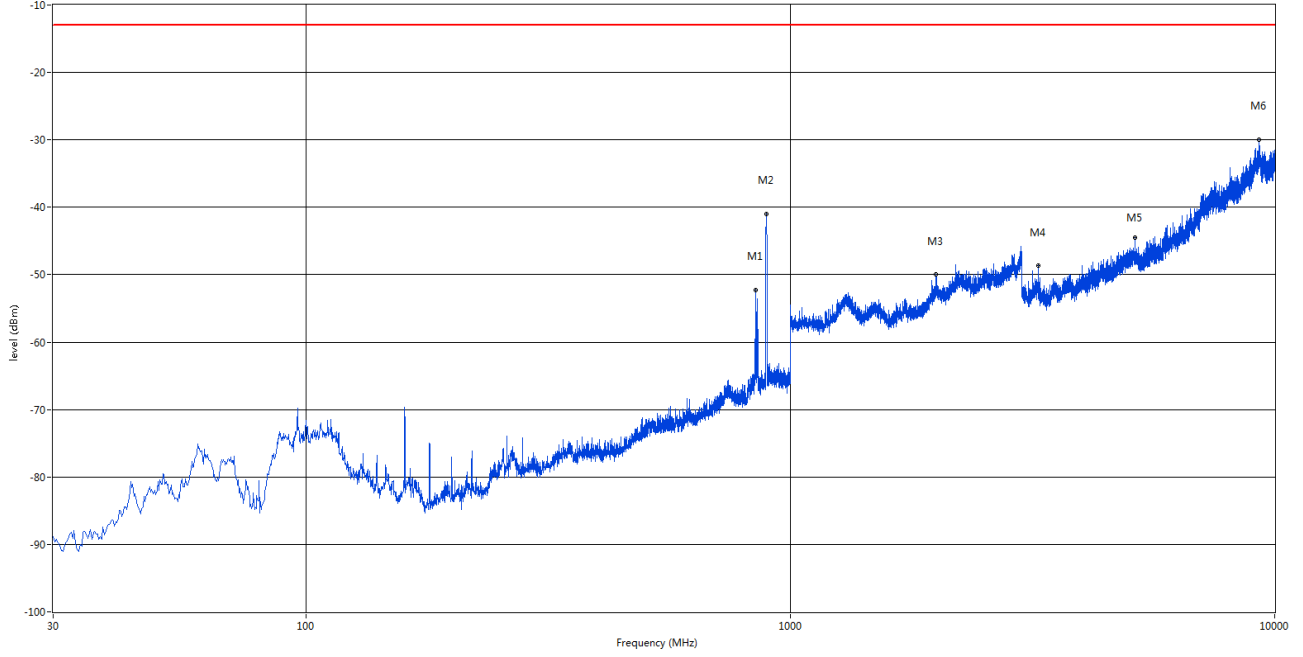
1.21 WCDMA B5 CH4233

RSE Test case_FCC PART22&24&27_FCC PART 22_850_GSM 850&CDMA BC0&WCDMA B5<E B5&26



Frequency (MHz)	Result (dBm)	Factor (dB)	PK Limit (dBm)	Margin (dB)	Table (o)	ANT	EUT	Verdict
847.953	-62.19	5.94	-13.0	49.19	191.00	Horizontal	Horizontal	N/A
892.572	-39.05	4.92	-13.0	26.05	92.00	Horizontal	Horizontal	N/A
1732.500	-52.74	1.09	-13.0	39.74	340.00	Horizontal	Horizontal	Pass
2885.500	-46.70	7.84	-13.0	33.70	228.00	Horizontal	Horizontal	Pass
5143.000	-44.56	10.82	-13.0	31.56	3.00	Horizontal	Horizontal	Pass
9296.500	-30.52	38.29	-13.0	17.52	346.00	Horizontal	Horizontal	Pass

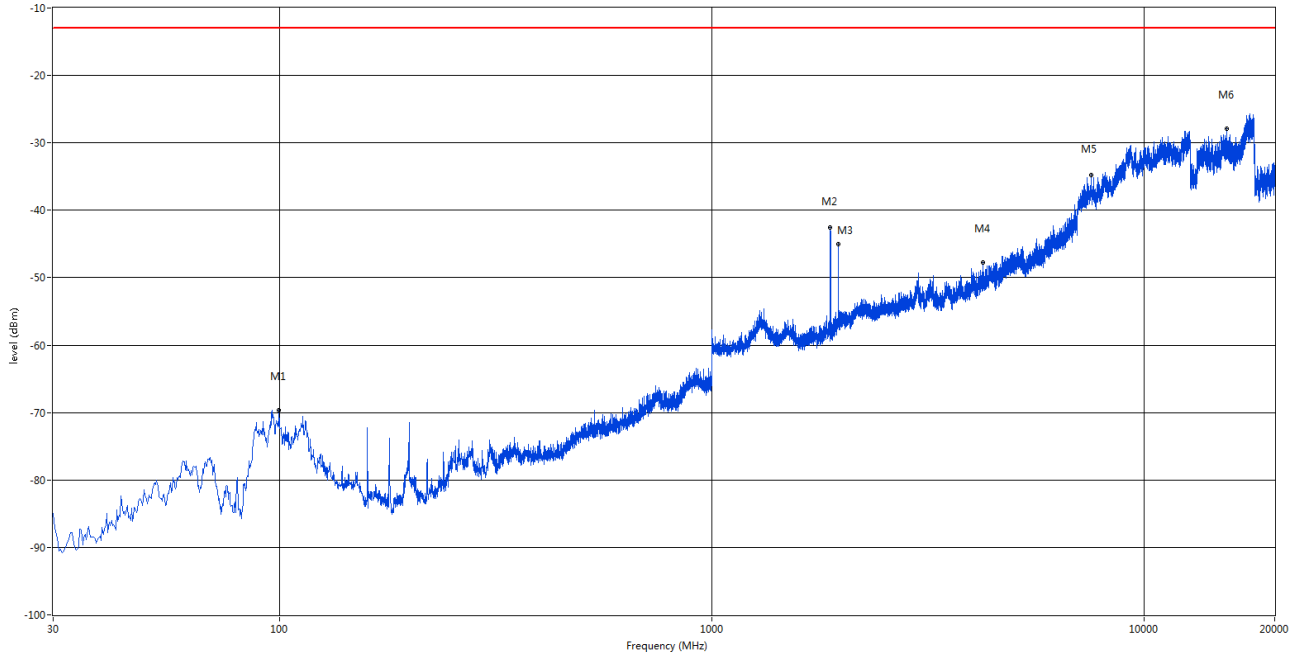
RSE Test case_FCC PART22&24&27_FCC PART 22_850_GSM 850&CDMA BC0&WCDMA B5<E B5&26



Frequency (MHz)	Result (dBm)	Factor (dB)	PK Limit (dBm)	Margin (dB)	Table (o)	ANT	EUT	Verdict
847.710	-52.26	5.92	-13.0	39.26	360.00	Horizontal	Vertical	N/A
890.390	-41.00	5.08	-13.0	28.00	225.00	Horizontal	Vertical	N/A
1995.000	-49.98	3.67	-13.0	36.98	2.00	Horizontal	Vertical	Pass
3248.000	-48.67	6.37	-13.0	35.67	79.00	Horizontal	Vertical	Pass
5143.000	-44.47	10.82	-13.0	31.47	0.00	Horizontal	Vertical	Pass
9292.000	-29.99	38.18	-13.0	16.99	312.00	Horizontal	Vertical	Pass

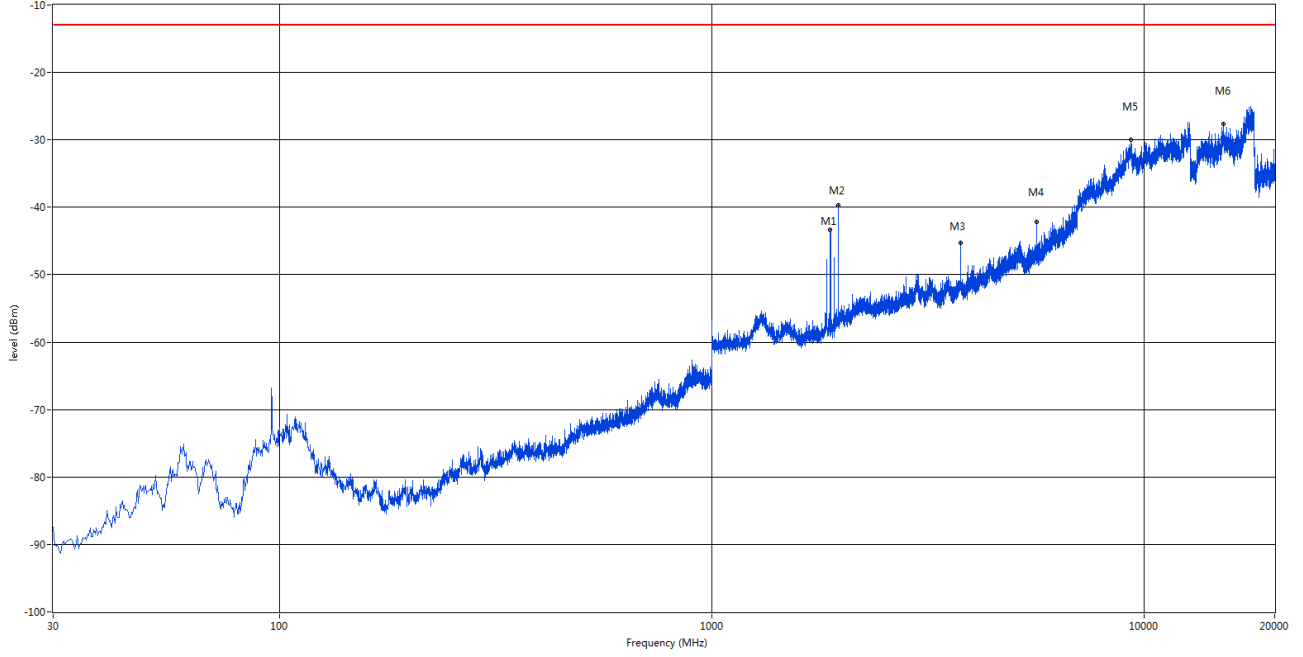
1.22 LTE B2 CH18900 BW1.4 RB1

RSE Test case_FCC PART228&24&27_FCC PART 24_1900_GSM 1900&WCDMA B2&CDMA BC1<E B2&25



Frequency (MHz)	Result (dBm)	Factor (dB)	PK Limit (dBm)	Margin (dB)	Table (o)	ANT	EUT	Verdict
99.840	-69.70	-4.98	-13.0	56.70	102.00	Horizontal	Horizontal	Pass
1879.500	-42.55	-0.95	-13.0	29.55	79.00	Horizontal	Horizontal	N/A
1960.000	-44.96	-0.79	-13.0	31.96	86.00	Horizontal	Horizontal	N/A
4233.000	-47.75	7.13	-13.0	34.75	176.00	Horizontal	Horizontal	Pass
7531.875	-34.80	33.64	-13.0	21.80	318.00	Horizontal	Horizontal	Pass
15515.875	-27.92	44.08	-13.0	14.92	242.00	Horizontal	Horizontal	Pass

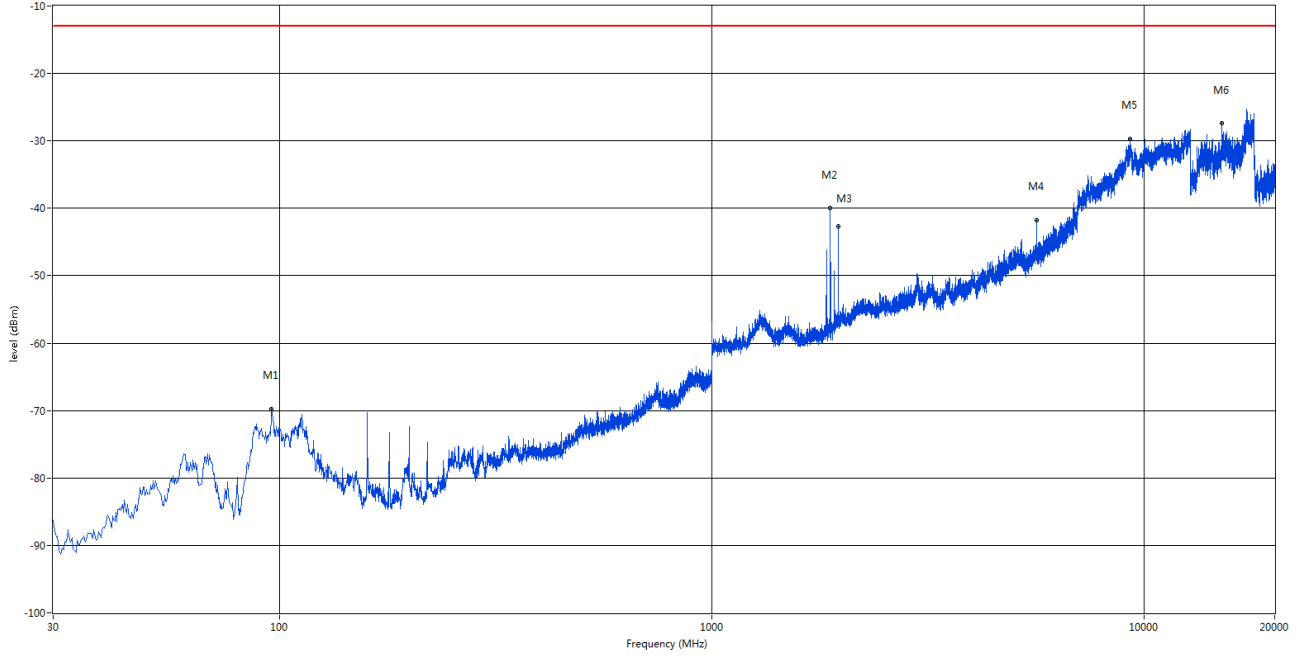
RSE Test case_FCC PART2&24&27_FCC PART 24_1900_GSM 1900&WCDMA B2&CDMA BC1<E B2&25



Frequency (MHz)	Result (dBm)	Factor (dB)	PK Limit (dBm)	Margin (dB)	Table (o)	ANT	EUT	Verdict
1879.500	-43.27	-0.95	-13.0	30.27	0.00	Horizontal	Vertical	N/A
1960.000	-39.76	-0.79	-13.0	26.76	70.00	Horizontal	Vertical	N/A
3759.000	-45.29	6.36	-13.0	32.29	0.00	Horizontal	Vertical	Pass
5639.000	-42.20	11.61	-13.0	29.20	316.00	Horizontal	Vertical	Pass
9300.000	-29.98	38.38	-13.0	16.98	360.00	Horizontal	Vertical	Pass
15204.125	-27.68	43.92	-13.0	14.68	290.00	Horizontal	Vertical	Pass

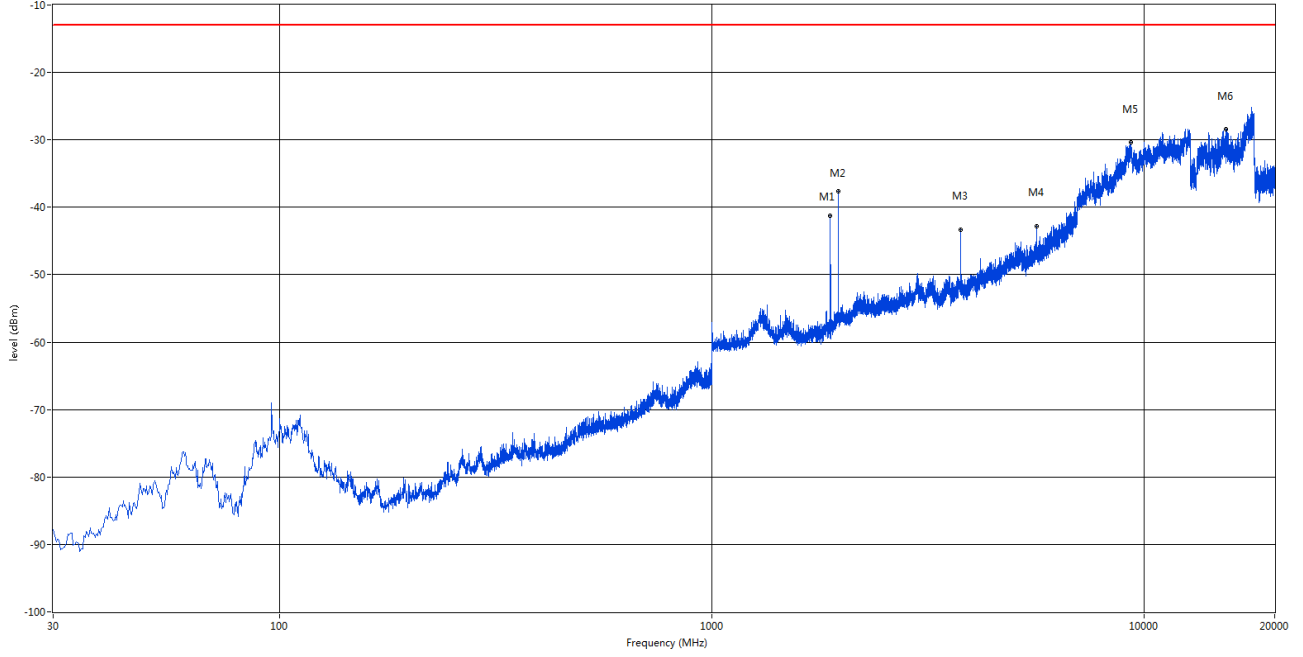
1.23 LTE B2 CH18900 BW3 RB1

RSE Test case_FCC PART22&24&27_FCC PART 24_1900_GSM 1900&WCDMA B2&CDMA BC1<E B2&25



Frequency (MHz)	Result (dBm)	Factor (dB)	PK Limit (dBm)	Margin (dB)	Table (o)	ANT	EUT	Verdict
95.960	-69.73	-7.42	-13.0	56.73	283.00	Horizontal	Horizontal	Pass
1878.500	-39.98	-0.95	-13.0	26.98	70.00	Horizontal	Horizontal	N/A
1960.000	-42.63	-0.79	-13.0	29.63	70.00	Horizontal	Horizontal	N/A
5637.000	-41.82	11.48	-13.0	28.82	92.00	Horizontal	Horizontal	Pass
9271.250	-29.67	37.80	-13.0	16.67	305.00	Horizontal	Horizontal	Pass
15082.687	-27.43	43.77	-13.0	14.43	1.00	Horizontal	Horizontal	Pass

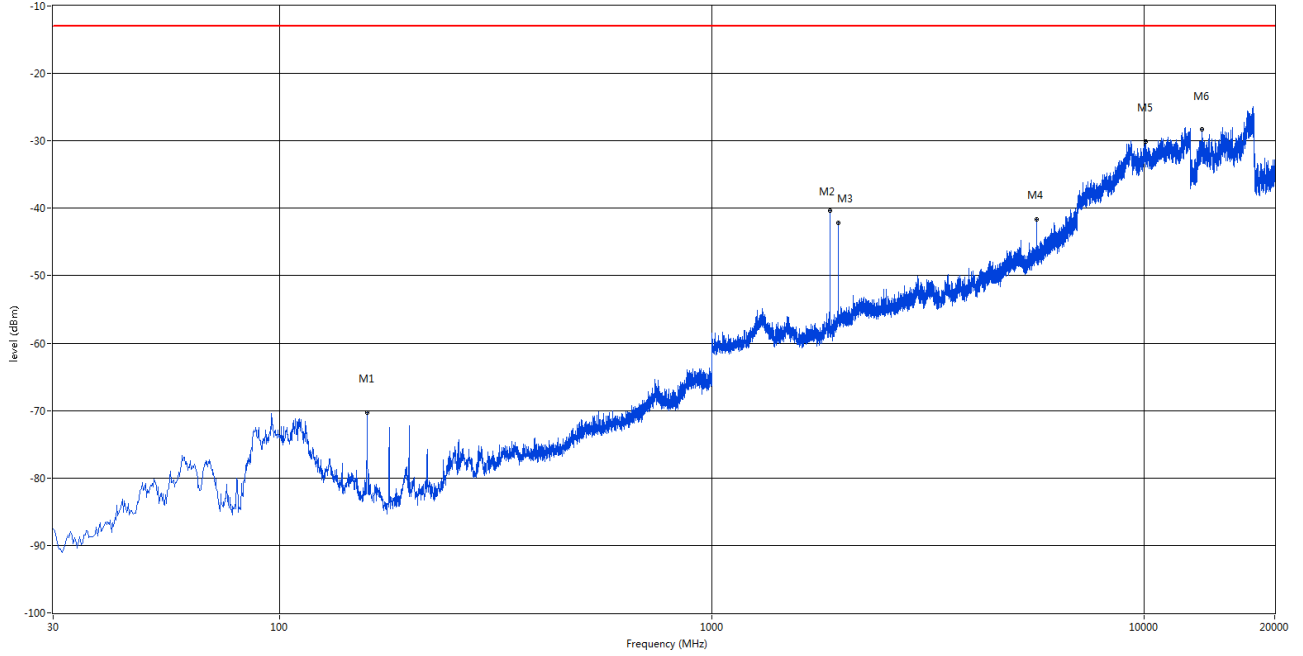
RSE Test case_FCC PART2&24&27_FCC PART 24_1900_GSM 1900&WCDMA B2&CDMA BC1<E B2&25



Frequency (MHz)	Result (dBm)	Factor (dB)	PK Limit (dBm)	Margin (dB)	Table (o)	ANT	EUT	Verdict
1878.500	-41.23	-0.95	-13.0	28.23	0.00	Horizontal	Vertical	N/A
1960.500	-37.65	-0.76	-13.0	24.65	303.00	Horizontal	Vertical	N/A
3758.000	-43.32	6.37	-13.0	30.32	0.00	Horizontal	Vertical	Pass
5636.000	-42.81	11.27	-13.0	29.81	347.00	Horizontal	Vertical	Pass
9294.250	-30.41	38.24	-13.0	17.41	0.00	Horizontal	Vertical	Pass
15416.188	-28.44	42.88	-13.0	15.44	319.00	Horizontal	Vertical	Pass

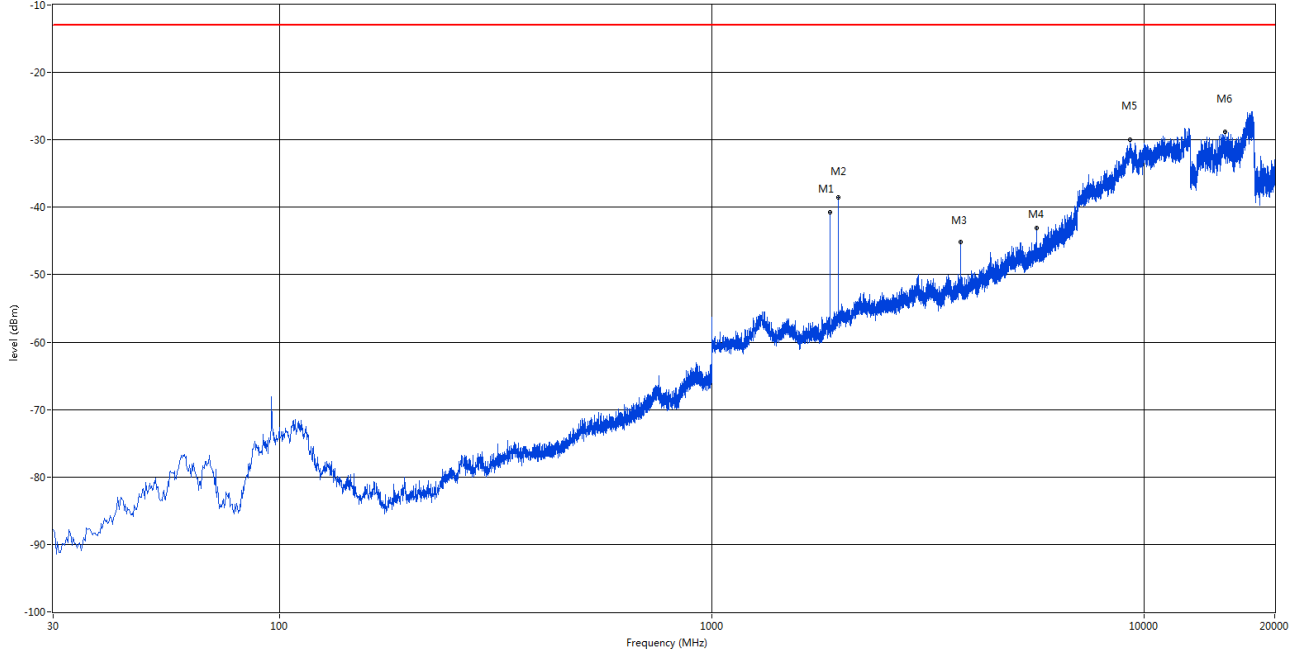
1.24 LTE B2 CH18900 BW5 RB1

RSE Test case_FCC PART22&24&27_FCC PART 24_1900_GSM 1900&WCDMA B2&CDMA BC1<E B2&25



Frequency (MHz)	Result (dBm)	Factor (dB)	PK Limit (dBm)	Margin (dB)	Table (o)	ANT	EUT	Verdict
159.738	-70.36	-13.42	-13.0	57.36	327.00	Horizontal	Horizontal	Pass
1877.500	-40.40	-0.95	-13.0	27.40	67.00	Horizontal	Horizontal	N/A
1960.000	-42.20	-0.79	-13.0	29.20	93.00	Horizontal	Horizontal	N/A
5634.000	-41.60	11.22	-13.0	28.60	83.00	Horizontal	Horizontal	Pass
10082.000	-30.11	38.28	-13.0	17.11	88.00	Horizontal	Horizontal	Pass
13589.188	-28.33	41.98	-13.0	15.33	311.00	Horizontal	Horizontal	Pass

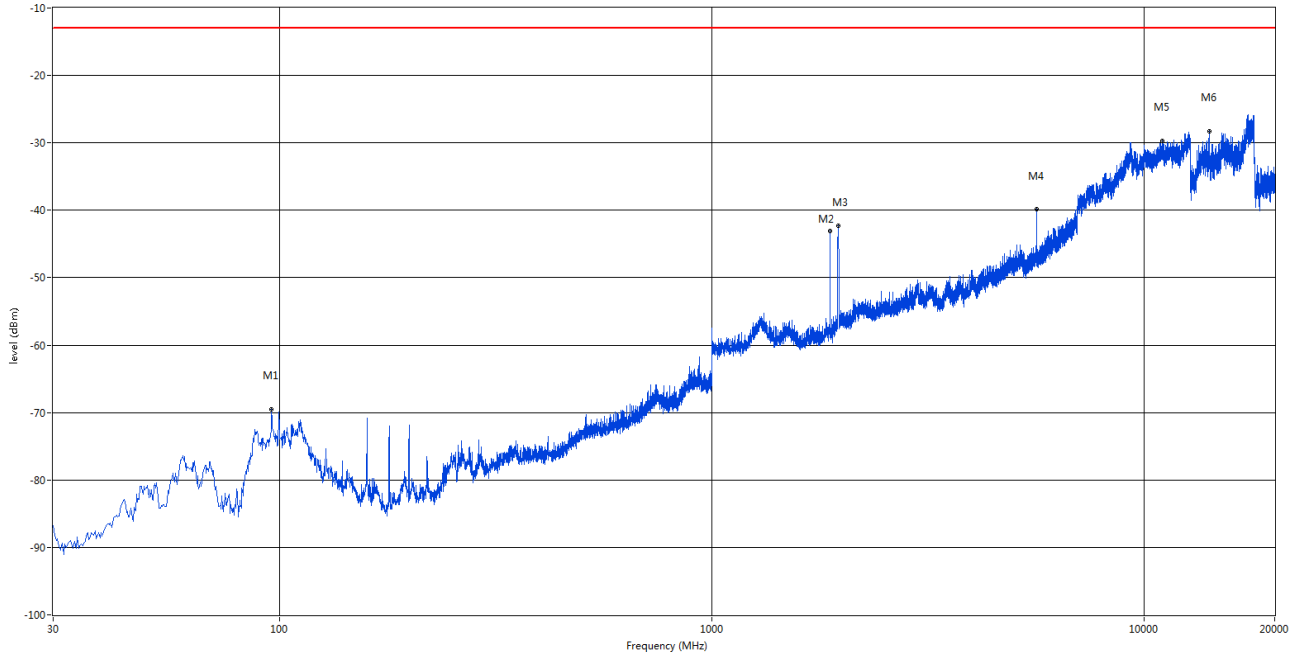
RSE Test case_FCC PART2&24&27_FCC PART 24_1900_GSM 1900&WCDMA B2&CDMA BC1<E B2&25



Frequency (MHz)	Result (dBm)	Factor (dB)	PK Limit (dBm)	Margin (dB)	Table (o)	ANT	EUT	Verdict
1878.000	-40.77	-0.95	-13.0	27.77	359.00	Horizontal	Vertical	N/A
1960.500	-38.57	-0.76	-13.0	25.57	64.00	Horizontal	Vertical	N/A
3756.000	-45.18	6.41	-13.0	32.18	0.00	Horizontal	Vertical	Pass
5633.000	-43.06	11.28	-13.0	30.06	343.00	Horizontal	Vertical	Pass
9262.625	-29.96	37.72	-13.0	16.96	245.00	Horizontal	Vertical	Pass
15350.938	-28.87	43.80	-13.0	15.87	28.00	Horizontal	Vertical	Pass

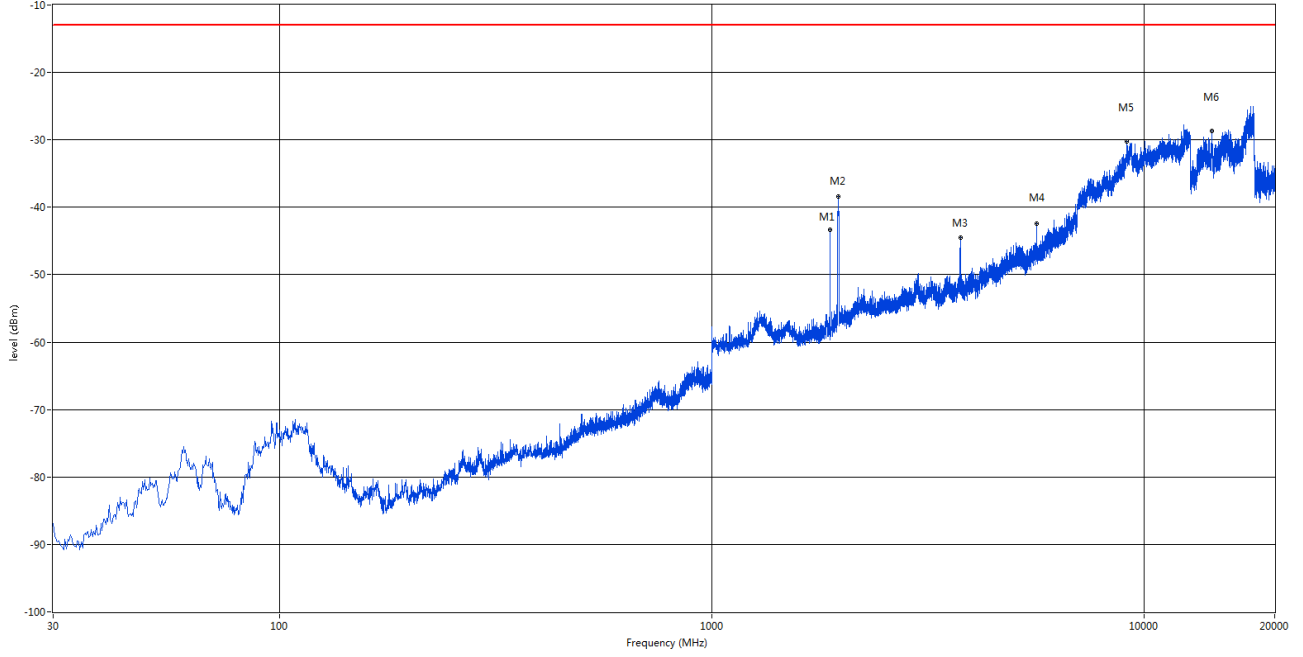
1.25 LTE B2 CH18900 BW10 RB1

RSE Test case_FCC PART22&24&27_FCC PART 24_1900_GSM 1900&WCDMA B2&CDMA BC1<E B2&25



Frequency (MHz)	Result (dBm)	Factor (dB)	PK Limit (dBm)	Margin (dB)	Table (o)	ANT	EUT	Verdict
95.960	-69.53	-7.42	-13.0	56.53	270.00	Horizontal	Horizontal	Pass
1875.500	-43.05	-0.94	-13.0	30.05	340.00	Horizontal	Horizontal	N/A
1957.500	-42.35	-0.63	-13.0	29.35	77.00	Horizontal	Horizontal	N/A
5626.000	-39.85	11.74	-13.0	26.85	86.00	Horizontal	Horizontal	Pass
11014.938	-29.71	40.15	-13.0	16.71	144.00	Horizontal	Horizontal	Pass
14098.500	-28.35	42.94	-13.0	15.35	0.00	Horizontal	Horizontal	Pass

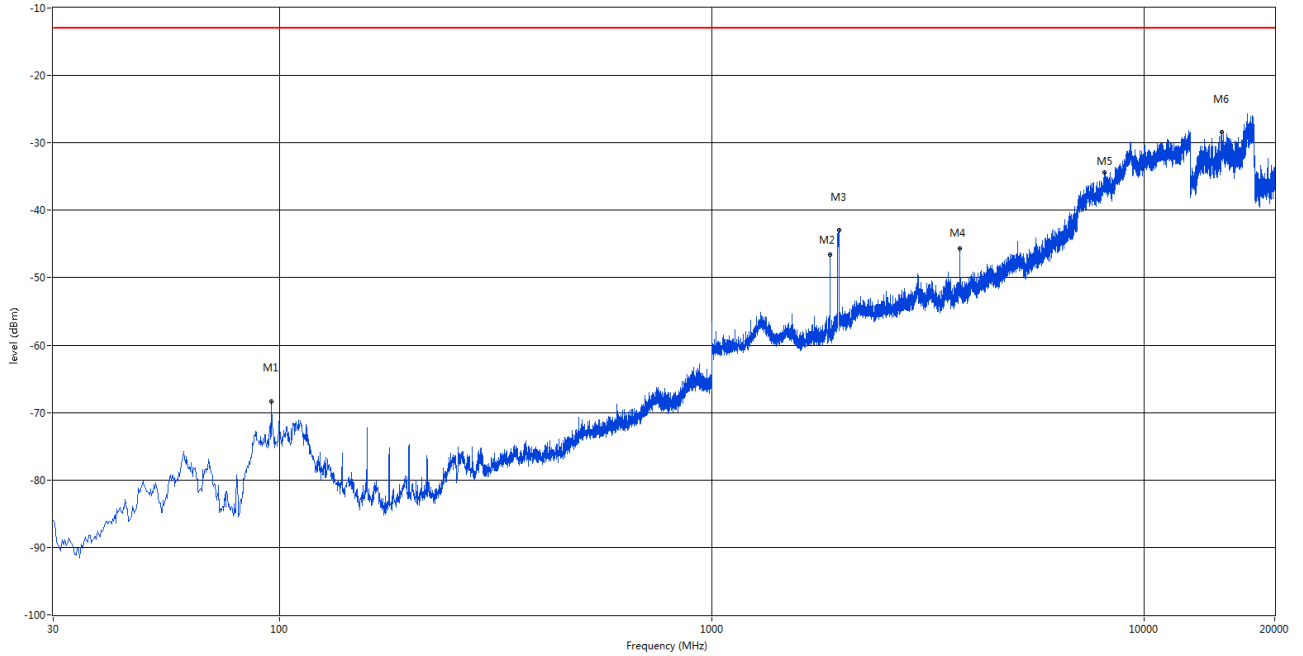
RSE Test case_FCC PART2&24&27_FCC PART 24_1900_GSM 1900&WCDMA B2&CDMA BC1<E B2&25



Frequency (MHz)	Result (dBm)	Factor (dB)	PK Limit (dBm)	Margin (dB)	Table (o)	ANT	EUT	Verdict
1875.500	-43.37	-0.94	-13.0	30.37	3.00	Horizontal	Vertical	N/A
1957.000	-38.34	-0.64	-13.0	25.34	79.00	Horizontal	Vertical	N/A
3751.000	-44.53	7.09	-13.0	31.53	360.00	Horizontal	Vertical	Pass
5627.000	-42.38	11.59	-13.0	29.38	314.00	Horizontal	Vertical	Pass
9103.062	-30.20	37.40	-13.0	17.20	20.00	Horizontal	Vertical	Pass
14328.688	-28.73	42.50	-13.0	15.73	356.00	Horizontal	Vertical	Pass

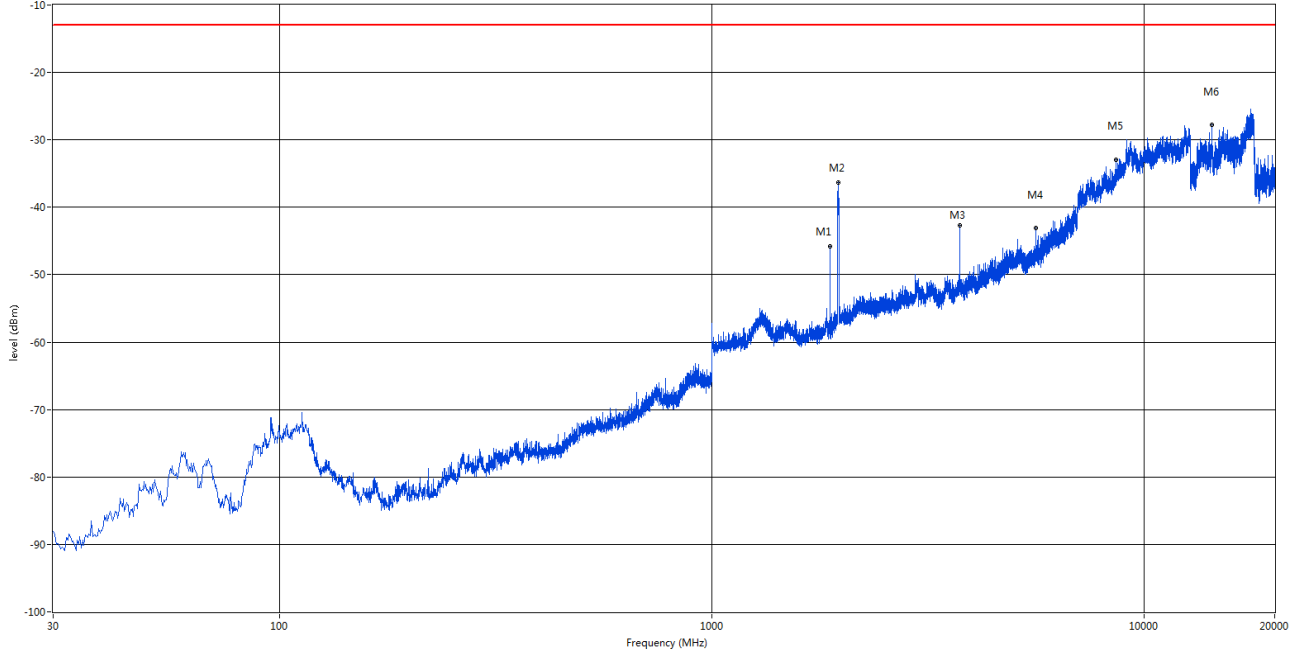
1.26 LTE B2 CH18900 BW15 RB1

RSE Test case_FCC PART2&24&27_FCC PART 24_1900_GSM 1900&WCDMA B2&CDMA BC1<E B2&25



Frequency (MHz)	Result (dBm)	Factor (dB)	PK Limit (dBm)	Margin (dB)	Table (o)	ANT	EUT	Verdict
95.960	-68.35	-7.42	-13.0	55.35	50.00	Horizontal	Horizontal	Pass
1873.500	-46.61	-0.93	-13.0	33.61	72.00	Horizontal	Horizontal	N/A
1965.000	-43.00	-0.40	-13.0	30.00	79.00	Horizontal	Horizontal	N/A
3747.000	-45.66	6.96	-13.0	32.66	307.00	Horizontal	Horizontal	Pass
8086.750	-34.43	35.19	-13.0	21.43	283.00	Horizontal	Horizontal	Pass
15080.875	-28.36	43.81	-13.0	15.36	360.00	Horizontal	Horizontal	Pass

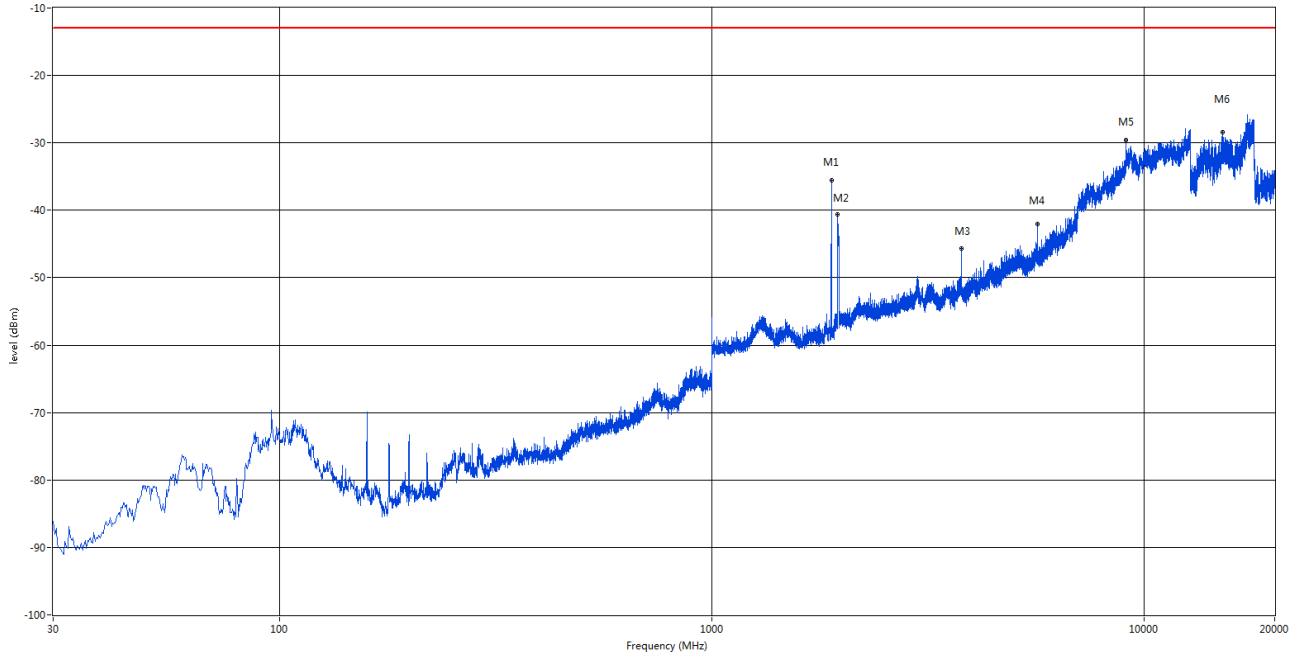
RSE Test case_FCC PART2&24&27_FCC PART 24_1900_GSM 1900&WCDMA B2&CDMA BC1<E B2&25



Frequency (MHz)	Result (dBm)	Factor (dB)	PK Limit (dBm)	Margin (dB)	Table (o)	ANT	EUT	Verdict
1873.000	-45.85	-0.93	-13.0	32.85	0.00	Horizontal	Vertical	N/A
1957.000	-36.27	-0.64	-13.0	23.27	64.00	Horizontal	Vertical	N/A
3747.000	-42.69	6.96	-13.0	29.69	343.00	Horizontal	Vertical	Pass
5620.000	-43.04	12.15	-13.0	30.04	349.00	Horizontal	Vertical	Pass
8602.812	-32.93	35.51	-13.0	19.93	312.00	Horizontal	Vertical	Pass
14341.375	-27.80	42.73	-13.0	14.80	55.00	Horizontal	Vertical	Pass

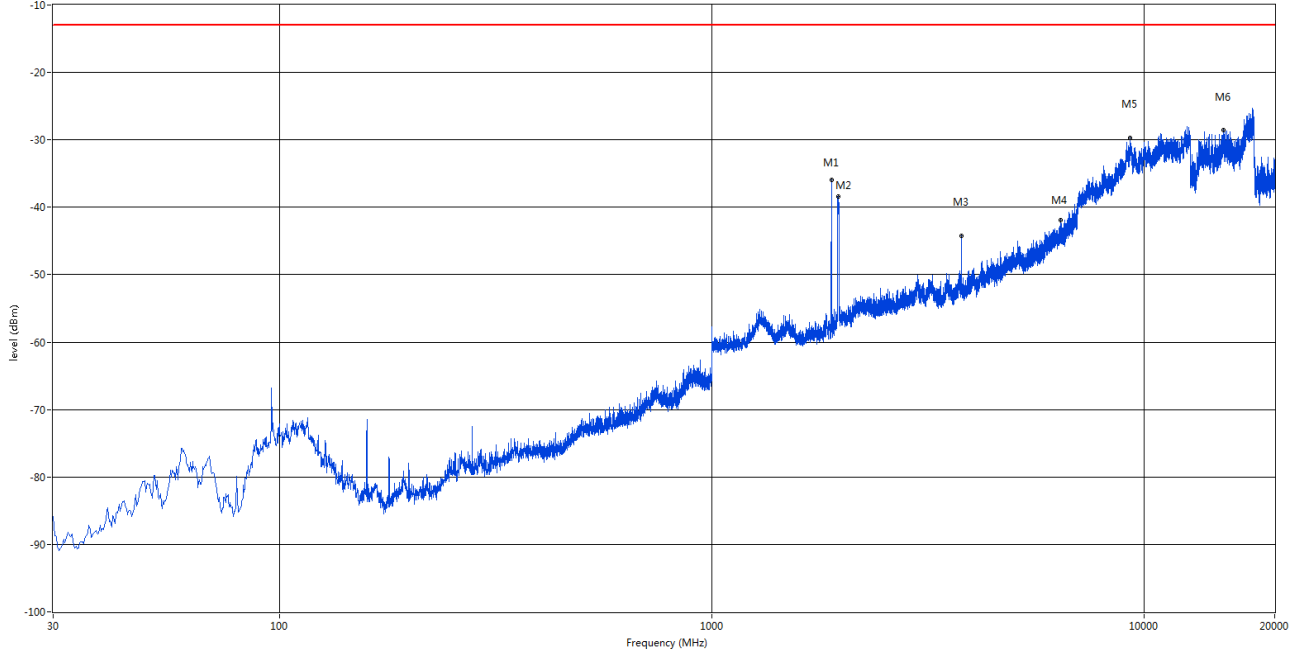
1.27 LTE B2 CH18900 BW20 RB1

RSE Test case_FCC PART22&24&27_FCC PART 24_1900_GSM 1900&WCDMA B2&CDMA BC1<E B2&25



Frequency (MHz)	Result (dBm)	Factor (dB)	PK Limit (dBm)	Margin (dB)	Table (o)	ANT	EUT	Verdict
1889.000	-35.57	-0.98	-13.0	22.57	64.00	Horizontal	Horizontal	N/A
1954.000	-40.60	-0.59	-13.0	27.60	77.00	Horizontal	Horizontal	N/A
3778.000	-45.64	6.26	-13.0	32.64	323.00	Horizontal	Horizontal	Pass
5667.000	-41.99	11.35	-13.0	28.99	92.00	Horizontal	Horizontal	Pass
9078.625	-29.62	37.15	-13.0	16.62	204.00	Horizontal	Horizontal	Pass
15167.875	-28.37	43.48	-13.0	15.37	27.00	Horizontal	Horizontal	Pass

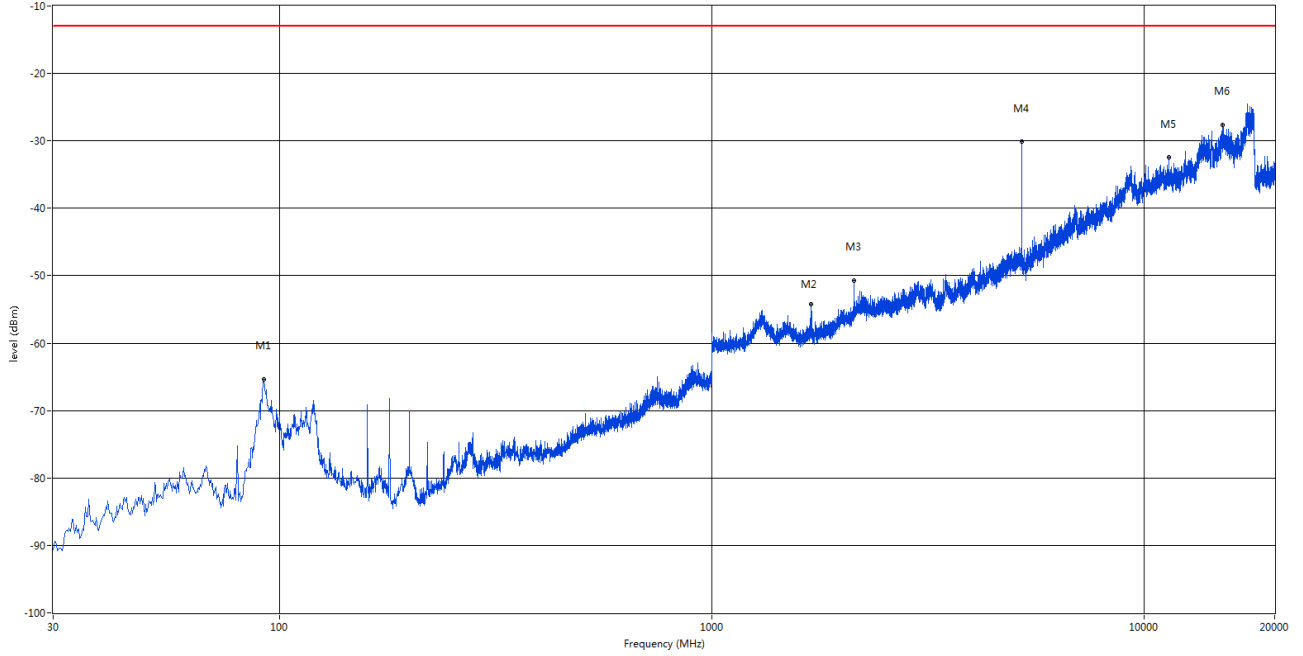
RSE Test case_FCC PART2&24&27_FCC PART 24_1900_GSM 1900&WCDMA B2&CDMA BC1<E B2&25



Frequency (MHz)	Result (dBm)	Factor (dB)	PK Limit (dBm)	Margin (dB)	Table (o)	ANT	EUT	Verdict
1889.000	-35.92	-0.98	-13.0	22.92	53.00	Horizontal	Vertical	N/A
1956.500	-38.44	-0.66	-13.0	25.44	79.00	Horizontal	Vertical	N/A
3778.000	-44.23	6.26	-13.0	31.23	340.00	Horizontal	Vertical	Pass
6394.000	-41.86	15.10	-13.0	28.86	149.00	Horizontal	Vertical	Pass
9281.313	-29.75	37.91	-13.0	16.75	122.00	Horizontal	Vertical	Pass
15198.687	-28.54	43.97	-13.0	15.54	332.00	Horizontal	Vertical	Pass

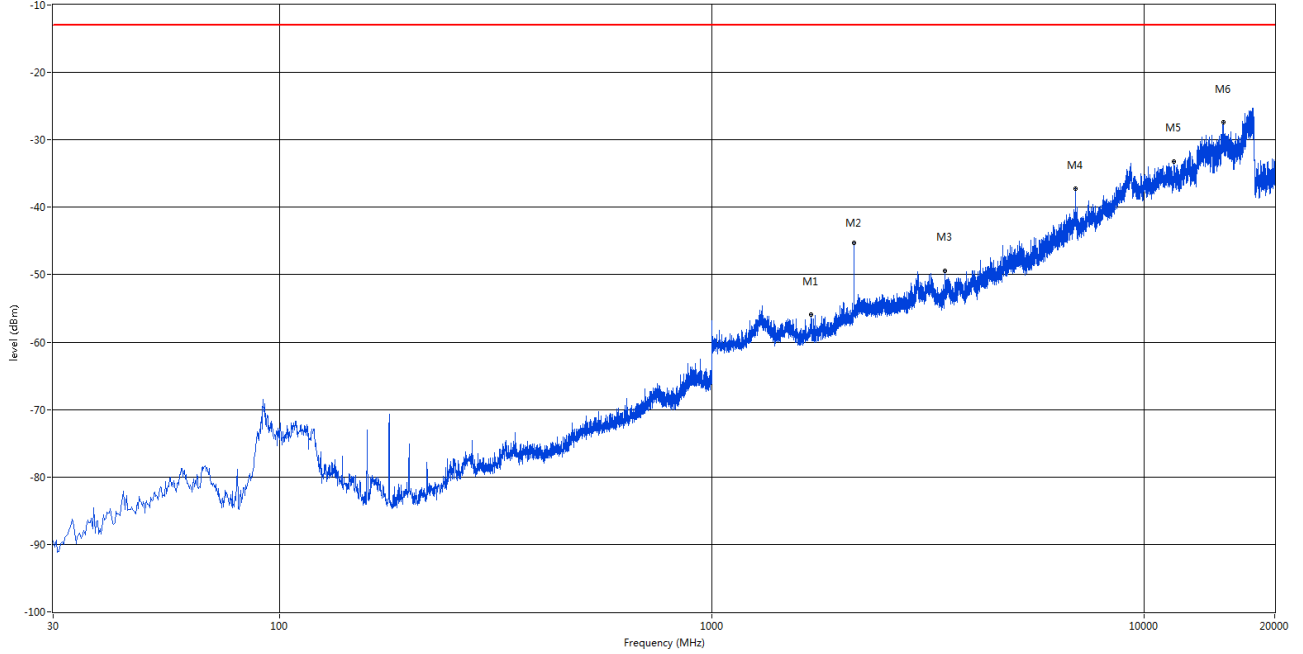
1.28 LTE B4 CH20175 BW1.4 RB1

RSE Test case_FCC PART228&24&27_FCC PART 27_1700_WCDMA B4<E B4



Frequency (MHz)	Result (dBm)	Factor (dB)	PK Limit (dBm)	Margin (dB)	Table (o)	ANT	EUT	Verdict
92.080	-65.37	-9.58	-13.0	52.37	303.00	Horizontal	Horizontal	Pass
1694.000	-54.27	-2.22	-13.0	41.27	6.00	Horizontal	Horizontal	N/A
2132.500	-50.68	0.99	-13.0	37.68	70.00	Horizontal	Horizontal	N/A
5196.000	-30.16	10.46	-13.0	17.16	72.00	Horizontal	Horizontal	Pass
11393.000	-32.42	40.10	-13.0	19.42	150.00	Horizontal	Horizontal	Pass
15186.000	-27.69	43.71	-13.0	14.69	214.00	Horizontal	Horizontal	Pass

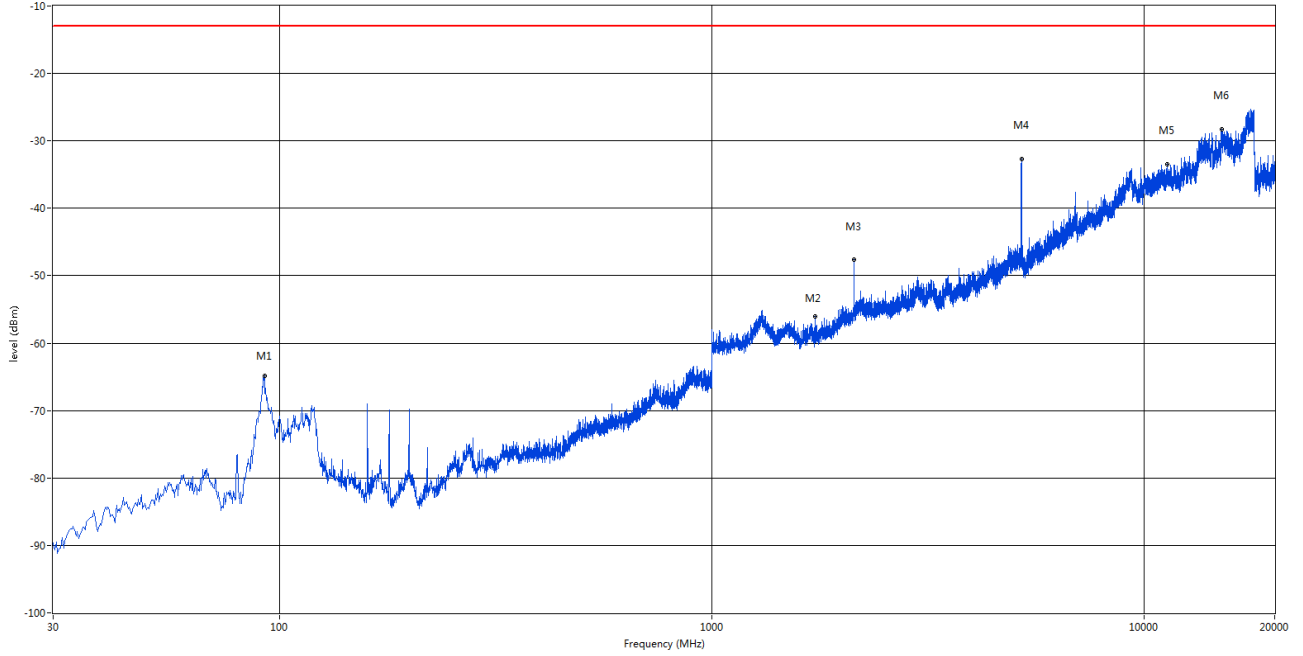
RSE Test case_FCC PART2&24&27_FCC PART 27_1700_WCDMA B4<E B4



Frequency (MHz)	Result (dBm)	Factor (dB)	PK Limit (dBm)	Margin (dB)	Table (o)	ANT	EUT	Verdict
1695.500	-55.95	-2.16	-13.0	42.95	7.00	Horizontal	Vertical	N/A
2132.000	-45.32	1.01	-13.0	32.32	119.00	Horizontal	Vertical	N/A
3464.000	-49.43	6.47	-13.0	36.43	353.00	Horizontal	Vertical	Pass
6928.000	-37.29	18.21	-13.0	24.29	0.00	Horizontal	Vertical	Pass
11707.813	-33.24	39.93	-13.0	20.24	230.00	Horizontal	Vertical	Pass
15198.687	-27.43	43.97	-13.0	14.43	360.00	Horizontal	Vertical	Pass

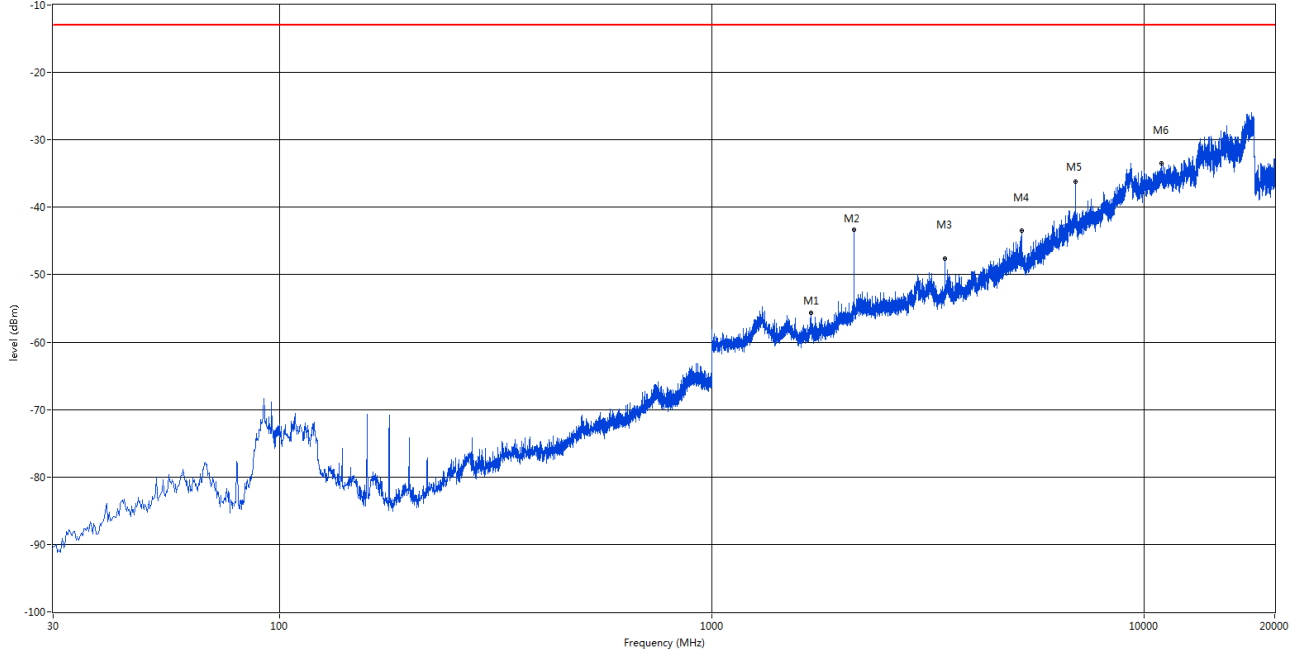
1.29 LTE B4 CH20175 BW3 RB1

RSE Test case_FCC PART228&24&27_FCC PART 27_1700_WCDMA B4<E B4



Frequency (MHz)	Result (dBm)	Factor (dB)	PK Limit (dBm)	Margin (dB)	Table (o)	ANT	EUT	Verdict
92.323	-64.83	-9.45	-13.0	51.83	90.00	Horizontal	Horizontal	Pass
1731.500	-56.03	-1.78	-13.0	43.03	303.00	Horizontal	Horizontal	N/A
2133.000	-47.63	0.98	-13.0	34.63	86.00	Horizontal	Horizontal	N/A
5194.000	-32.65	10.52	-13.0	19.65	31.00	Horizontal	Horizontal	Pass
11288.063	-33.51	39.59	-13.0	20.51	284.00	Horizontal	Horizontal	Pass
15113.500	-28.34	43.06	-13.0	15.34	318.00	Horizontal	Horizontal	Pass

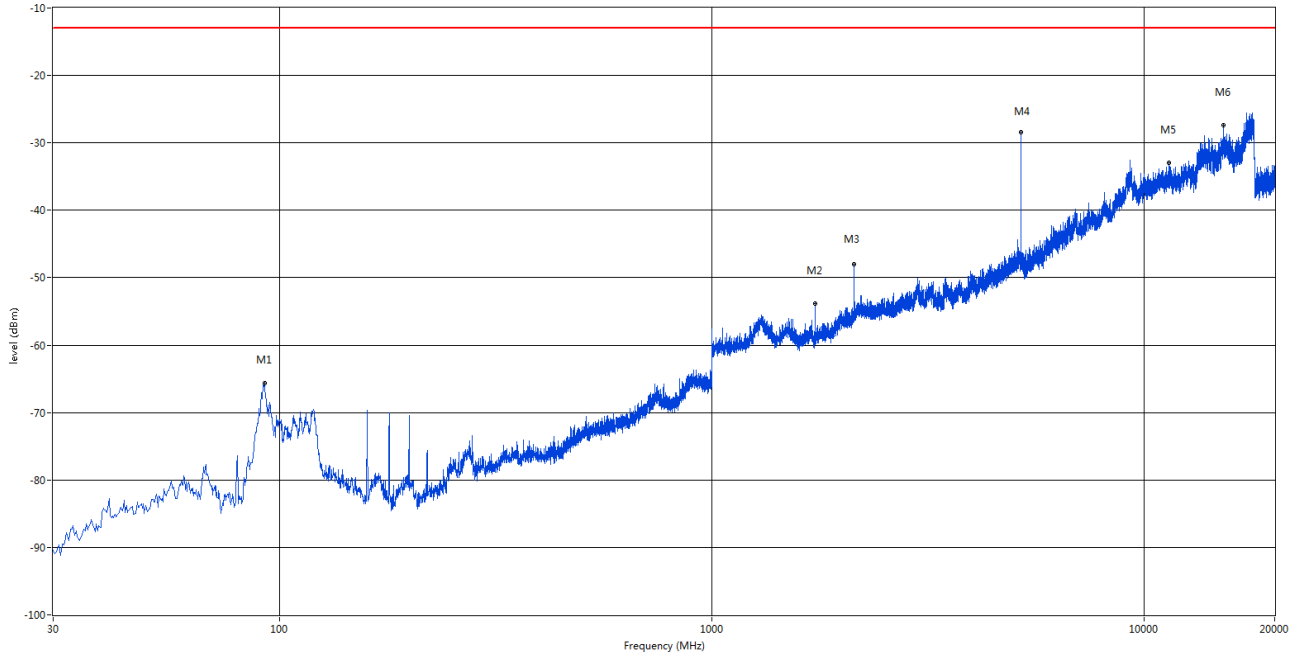
RSE Test case_FCC PART2&24&27_FCC PART 27_1700_WCDMA B4<E B4



Frequency (MHz)	Result (dBm)	Factor (dB)	PK Limit (dBm)	Margin (dB)	Table (o)	ANT	EUT	Verdict
1694.000	-55.69	-2.22	-13.0	42.69	57.00	Horizontal	Vertical	N/A
2133.000	-43.35	0.98	-13.0	30.35	70.00	Horizontal	Vertical	N/A
3463.000	-47.55	6.52	-13.0	34.55	1.00	Horizontal	Vertical	Pass
5194.000	-43.51	10.52	-13.0	30.51	360.00	Horizontal	Vertical	Pass
6925.000	-36.18	18.39	-13.0	23.18	354.00	Horizontal	Vertical	Pass
10961.750	-33.51	40.07	-13.0	20.51	231.00	Horizontal	Vertical	Pass

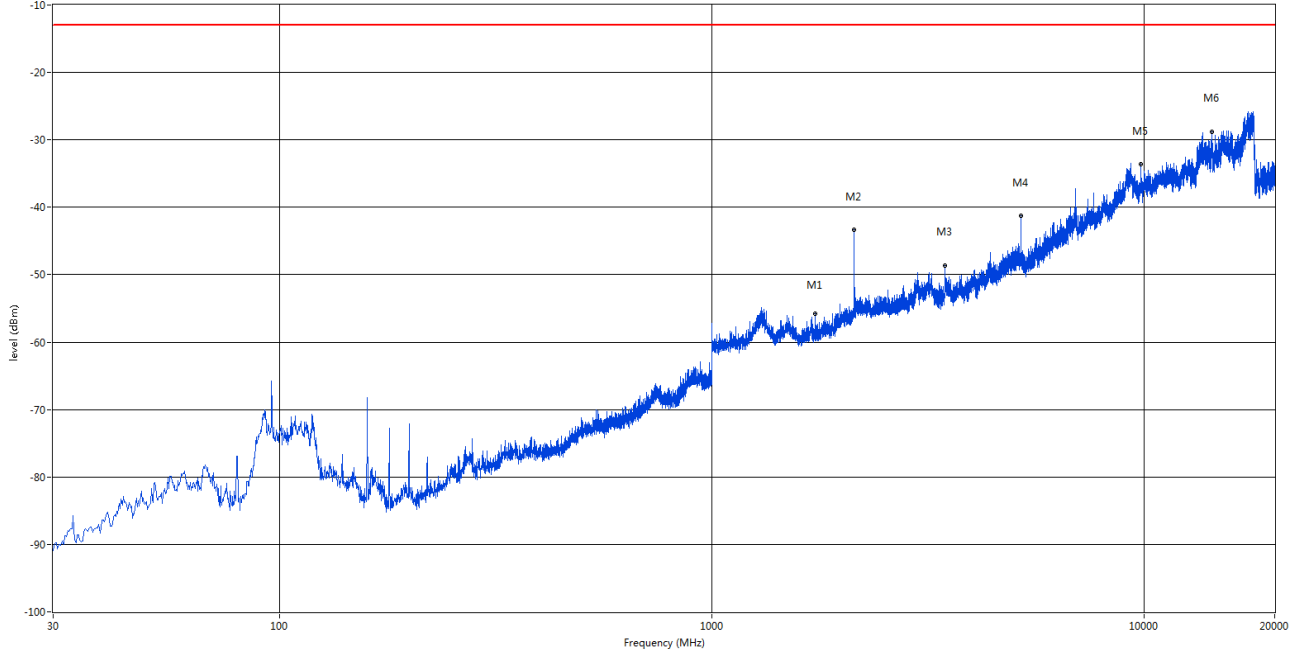
1.30 LTE B4 CH20175 BW5 RB1

RSE Test case_FCC PART228&24&27_FCC PART 27_1700_WCDMA B4<E B4



Frequency (MHz)	Result (dBm)	Factor (dB)	PK Limit (dBm)	Margin (dB)	Table (o)	ANT	EUT	Verdict
92.323	-65.67	-9.45	-13.0	52.67	270.00	Horizontal	Horizontal	Pass
1730.500	-53.87	-1.78	-13.0	40.87	0.00	Horizontal	Horizontal	N/A
2132.500	-47.94	0.99	-13.0	34.94	70.00	Horizontal	Horizontal	N/A
5191.000	-28.35	10.72	-13.0	15.35	125.00	Horizontal	Horizontal	Pass
11365.687	-32.91	40.06	-13.0	19.91	359.00	Horizontal	Horizontal	Pass
15234.938	-27.39	43.86	-13.0	14.39	58.00	Horizontal	Horizontal	Pass

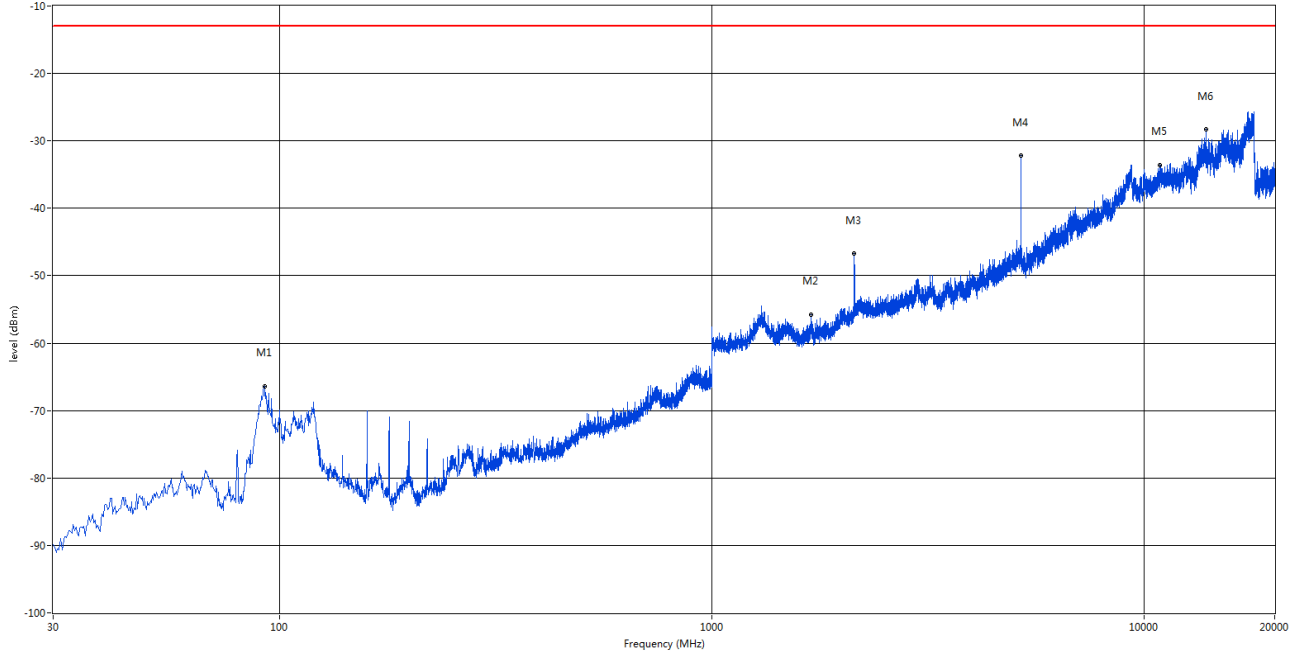
RSE Test case_FCC PART2&24&27_FCC PART 27_1700_WCDMA B4<E B4



Frequency (MHz)	Result (dBm)	Factor (dB)	PK Limit (dBm)	Margin (dB)	Table (o)	ANT	EUT	Verdict
1730.500	-55.84	-1.78	-13.0	42.84	79.00	Horizontal	Vertical	N/A
2132.000	-43.28	1.01	-13.0	30.28	79.00	Horizontal	Vertical	N/A
3461.000	-48.62	6.54	-13.0	35.62	347.00	Horizontal	Vertical	Pass
5191.000	-41.23	10.72	-13.0	28.23	0.00	Horizontal	Vertical	Pass
9804.562	-33.56	38.63	-13.0	20.56	1.00	Horizontal	Vertical	Pass
14305.125	-28.80	42.24	-13.0	15.80	360.00	Horizontal	Vertical	Pass

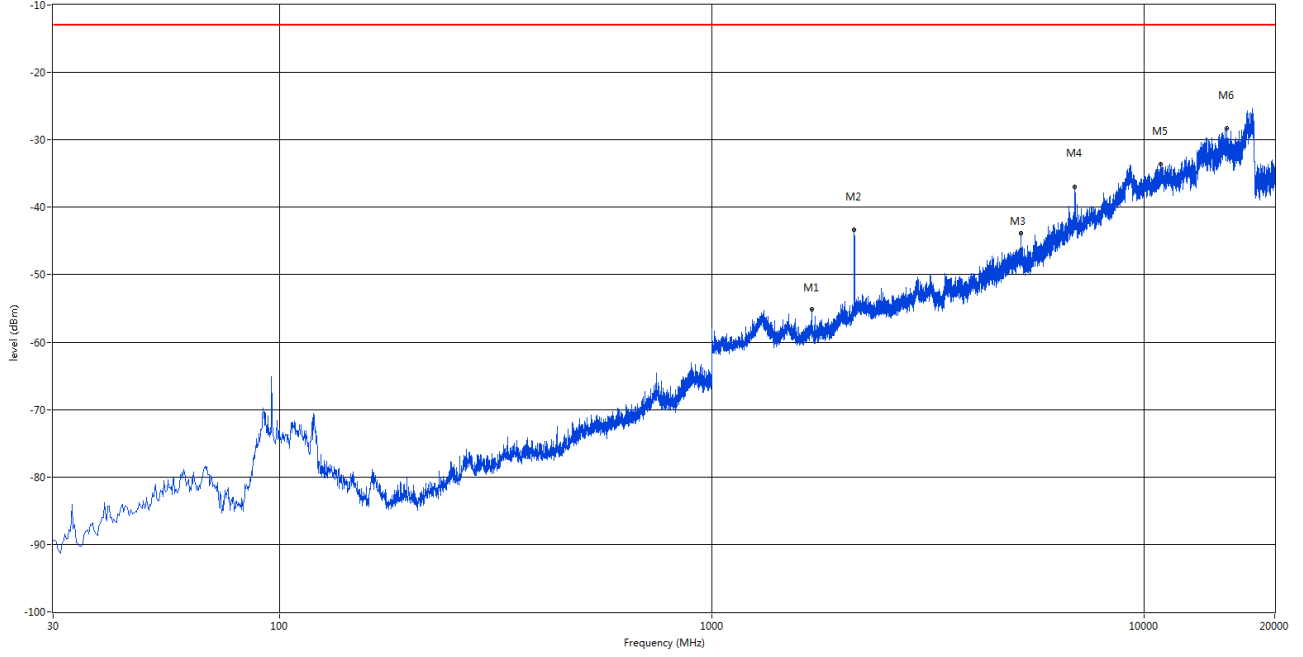
1.31 LTE B4 CH20175 BW10 RB1

RSE Test case_FCC PART228&27_FCC PART 27_1700_WCDMA B4<E B4



Frequency (MHz)	Result (dBm)	Factor (dB)	PK Limit (dBm)	Margin (dB)	Table (o)	ANT	EUT	Verdict
92.323	-66.35	-9.45	-13.0	53.35	288.00	Horizontal	Horizontal	Pass
1698.000	-55.71	-1.94	-13.0	42.71	33.00	Horizontal	Horizontal	N/A
2131.000	-46.74	1.02	-13.0	33.74	72.00	Horizontal	Horizontal	N/A
5184.000	-32.21	10.54	-13.0	19.21	83.00	Horizontal	Horizontal	Pass
10849.625	-33.64	39.82	-13.0	20.64	216.00	Horizontal	Horizontal	Pass
13902.750	-28.33	41.83	-13.0	15.33	305.00	Horizontal	Horizontal	Pass

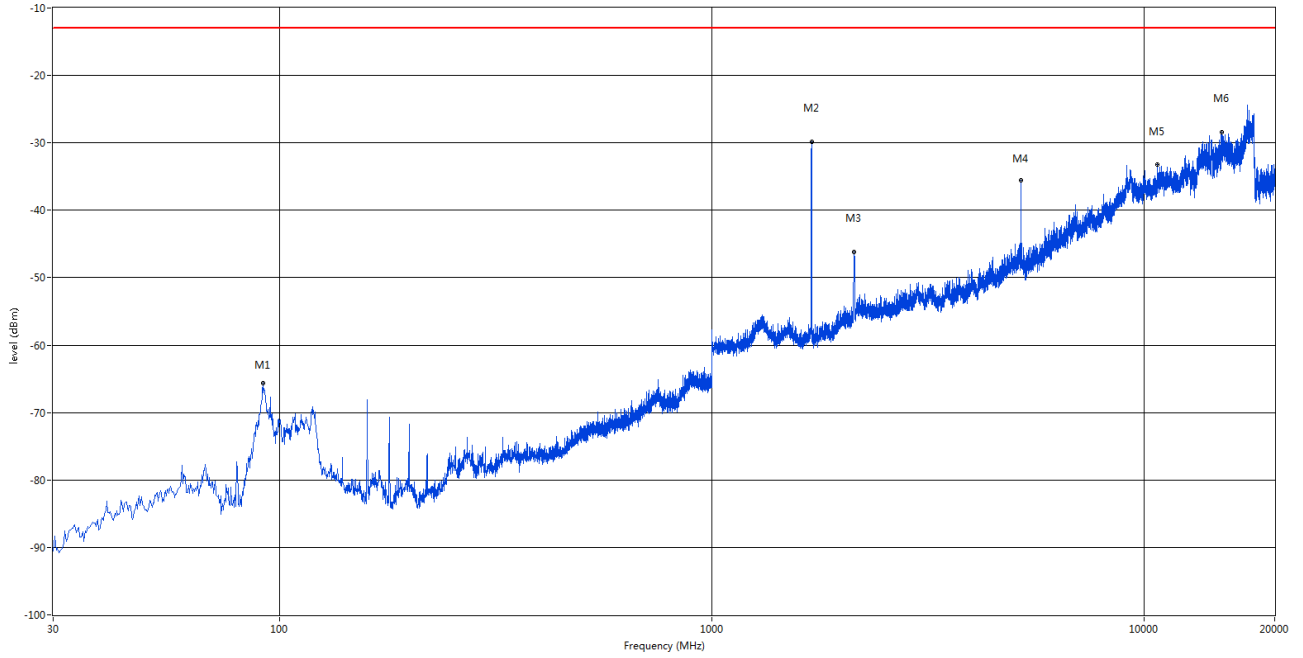
RSE Test case_FCC PART2&24&27_FCC PART 27_1700_WCDMA B4<E B4



Frequency (MHz)	Result (dBm)	Factor (dB)	PK Limit (dBm)	Margin (dB)	Table (o)	ANT	EUT	Verdict
1699.500	-55.19	-1.92	-13.0	42.19	360.00	Horizontal	Vertical	N/A
2132.000	-43.38	1.01	-13.0	30.38	70.00	Horizontal	Vertical	N/A
5185.000	-43.82	10.51	-13.0	30.82	343.00	Horizontal	Vertical	Pass
6912.000	-36.94	18.25	-13.0	23.94	1.00	Horizontal	Vertical	Pass
10887.000	-33.66	39.91	-13.0	20.66	90.00	Horizontal	Vertical	Pass
15510.438	-28.34	44.12	-13.0	15.34	21.00	Horizontal	Vertical	Pass

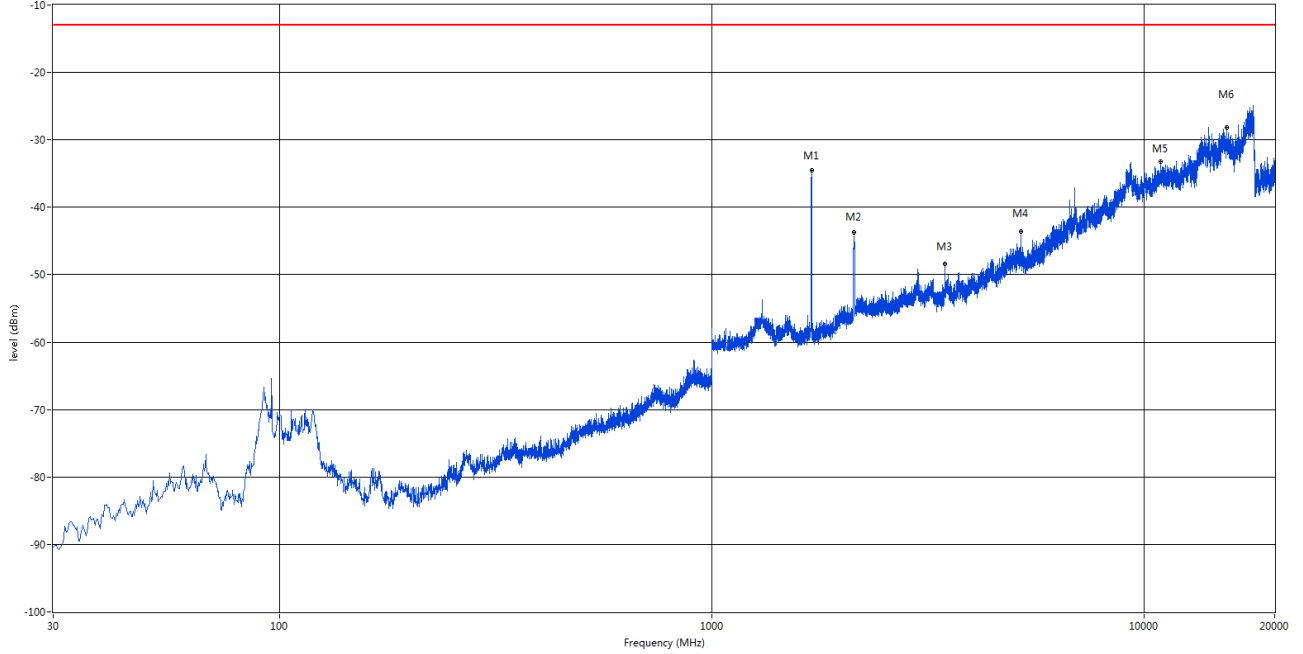
1.32 LTE B4 CH20175 BW15 RB1

RSE Test case_FCC PART228&24&27_FCC PART 27_1700_WCDMA B4<E B4



Frequency (MHz)	Result (dBm)	Factor (dB)	PK Limit (dBm)	Margin (dB)	Table (o)	ANT	EUT	Verdict
91.595	-65.69	-9.88	-13.0	52.69	99.00	Horizontal	Horizontal	Pass
1699.000	-29.84	-1.92	-13.0	16.84	360.00	Horizontal	Horizontal	N/A
2135.000	-46.13	0.97	-13.0	33.13	70.00	Horizontal	Horizontal	N/A
5177.000	-35.53	10.58	-13.0	22.53	329.00	Horizontal	Horizontal	Pass
10694.375	-33.20	39.62	-13.0	20.20	244.00	Horizontal	Horizontal	Pass
15070.000	-28.35	43.61	-13.0	15.35	7.00	Horizontal	Horizontal	Pass

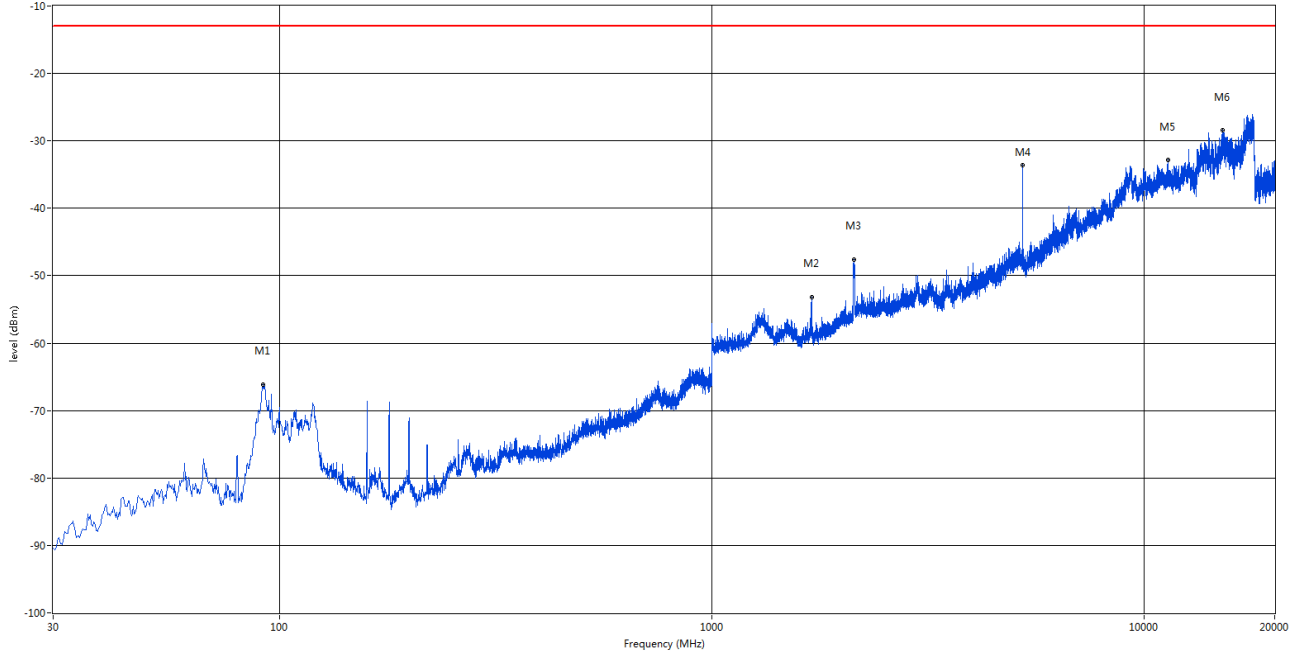
RSE Test case_FCC PART2&24&27_FCC PART 27_1700_WCDMA B4<E B4



Frequency (MHz)	Result (dBm)	Factor (dB)	PK Limit (dBm)	Margin (dB)	Table (o)	ANT	EUT	Verdict
1699.000	-34.51	-1.92	-13.0	21.51	0.00	Horizontal	Vertical	N/A
2127.500	-43.67	0.76	-13.0	30.67	296.00	Horizontal	Vertical	N/A
3452.000	-48.41	6.53	-13.0	35.41	357.00	Horizontal	Vertical	Pass
5177.000	-43.60	10.58	-13.0	30.60	357.00	Horizontal	Vertical	Pass
10904.250	-33.21	39.98	-13.0	20.21	224.00	Horizontal	Vertical	Pass
15503.188	-28.12	44.17	-13.0	15.12	229.00	Horizontal	Vertical	Pass

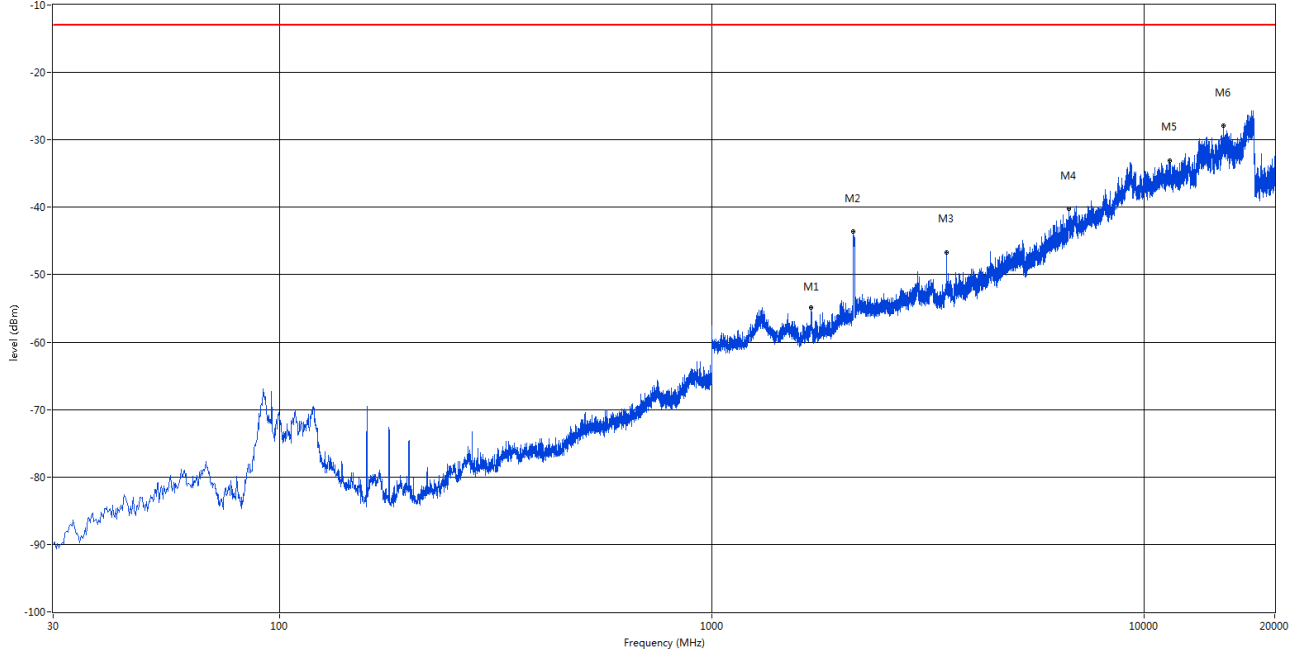
1.33 LTE B4 CH20175 BW20 RB1

RSE Test case_FCC PART228&24&27_FCC PART 27_1700_WCDMA B4<E B4



Frequency (MHz)	Result (dBm)	Factor (dB)	PK Limit (dBm)	Margin (dB)	Table (o)	ANT	EUT	Verdict
91.838	-66.12	-9.71	-13.0	53.12	70.00	Horizontal	Horizontal	Pass
1699.500	-53.18	-1.92	-13.0	40.18	1.00	Horizontal	Horizontal	N/A
2133.500	-47.59	0.96	-13.0	34.59	86.00	Horizontal	Horizontal	N/A
5224.000	-33.63	10.63	-13.0	20.63	64.00	Horizontal	Horizontal	Pass
11315.375	-32.88	39.78	-13.0	19.88	278.00	Horizontal	Horizontal	Pass
15140.688	-28.41	43.01	-13.0	15.41	332.00	Horizontal	Horizontal	Pass

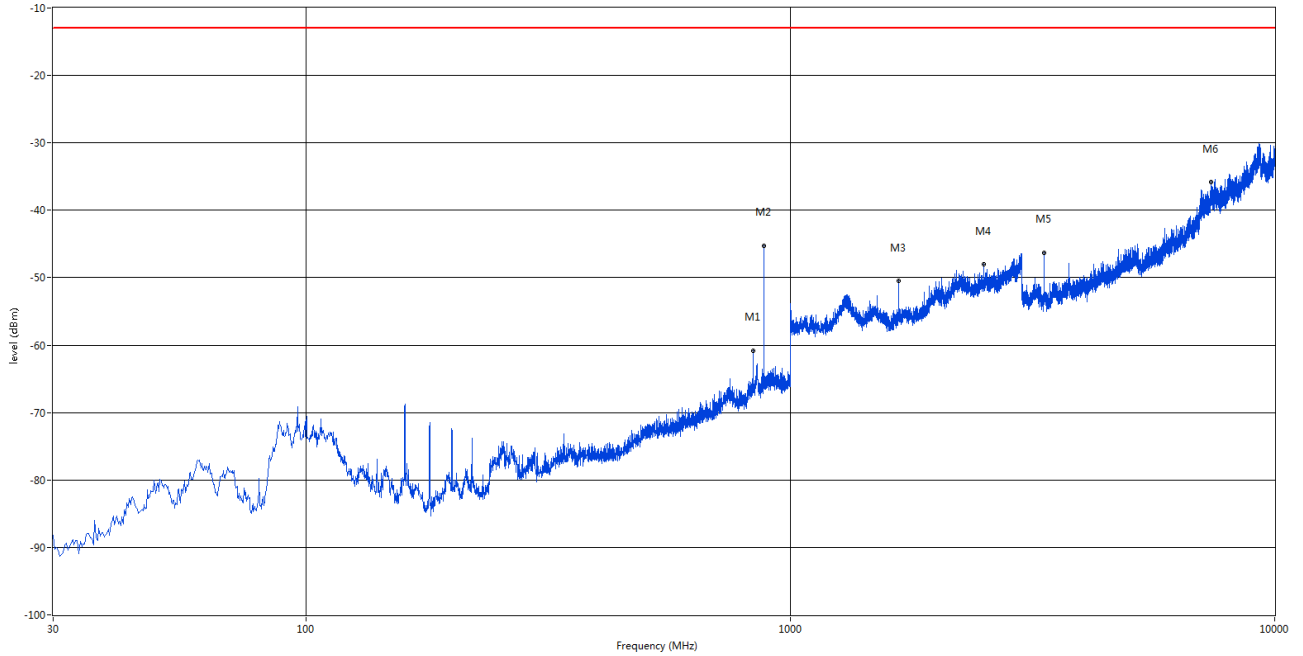
RSE Test case_FCC PART2&24&27_FCC PART 27_1700_WCDMA B4<E B4



Frequency (MHz)	Result (dBm)	Factor (dB)	PK Limit (dBm)	Margin (dB)	Table (o)	ANT	EUT	Verdict
1698.500	-54.83	-1.93	-13.0	41.83	143.00	Horizontal	Vertical	N/A
2125.000	-43.61	0.77	-13.0	30.61	288.00	Horizontal	Vertical	N/A
3483.000	-46.64	6.08	-13.0	33.64	3.00	Horizontal	Vertical	Pass
6701.000	-40.15	16.89	-13.0	27.15	244.00	Horizontal	Vertical	Pass
11449.062	-33.14	40.12	-13.0	20.14	360.00	Horizontal	Vertical	Pass
15205.937	-27.94	43.89	-13.0	14.94	63.00	Horizontal	Vertical	Pass

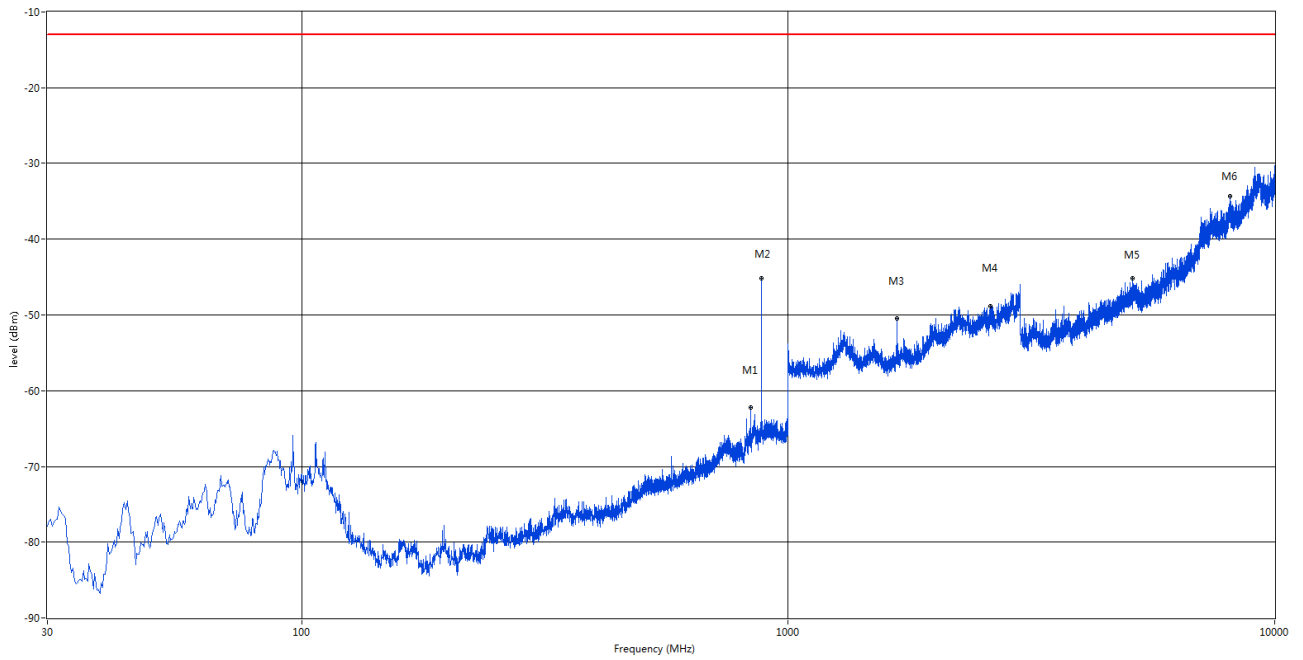
1.34 LTE B5 CH20525 BW1.4 RB1

RSE Test case_FCC PART22&24&27_FCC PART 22_850_GSM 850&CDMA BC0&WCDMA B5<E B5&26



Frequency (MHz)	Result (dBm)	Factor (dB)	PK Limit (dBm)	Margin (dB)	Table (o)	ANT	EUT	Verdict
836.070	-60.84	4.97	-13.0	47.84	198.00	Horizontal	Horizontal	N/A
881.660	-45.26	4.47	-13.0	32.26	250.00	Horizontal	Horizontal	N/A
1672.000	-50.47	0.05	-13.0	37.47	50.00	Horizontal	Horizontal	Pass
2508.500	-48.01	6.23	-13.0	35.01	301.00	Horizontal	Horizontal	Pass
3344.000	-46.32	5.62	-13.0	33.32	310.00	Horizontal	Horizontal	Pass
7397.500	-35.86	33.35	-13.0	22.86	252.00	Horizontal	Horizontal	Pass

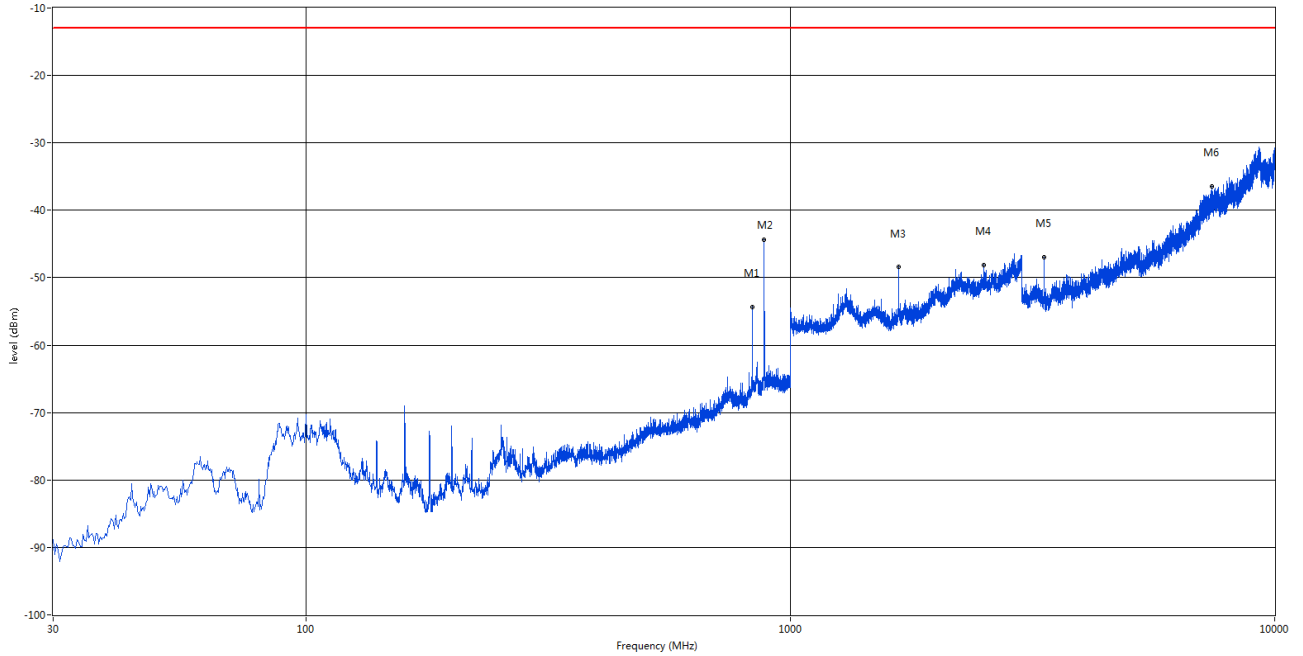
RSE Test case_FCC PART22&24&27_FCC PART 22_850_GSM 850&CDMA BC0&WCDMA B5<E B5&26



Frequency (MHz)	Result (dBm)	Factor (dB)	PK Limit (dBm)	Margin (dB)	Table (o)	ANT	EUT	Verdict
836.070	-62.21	4.97	-13.0	49.21	211.00	Vertical	Horizontal	N/A
881.175	-45.20	4.46	-13.0	32.20	119.00	Vertical	Horizontal	N/A
1672.000	-50.48	0.05	-13.0	37.48	143.00	Vertical	Horizontal	Pass
2603.500	-48.81	6.81	-13.0	35.81	110.00	Vertical	Horizontal	Pass
5105.000	-45.12	10.30	-13.0	32.12	296.00	Vertical	Horizontal	Pass
8086.000	-34.34	35.27	-13.0	21.34	238.00	Vertical	Horizontal	Pass

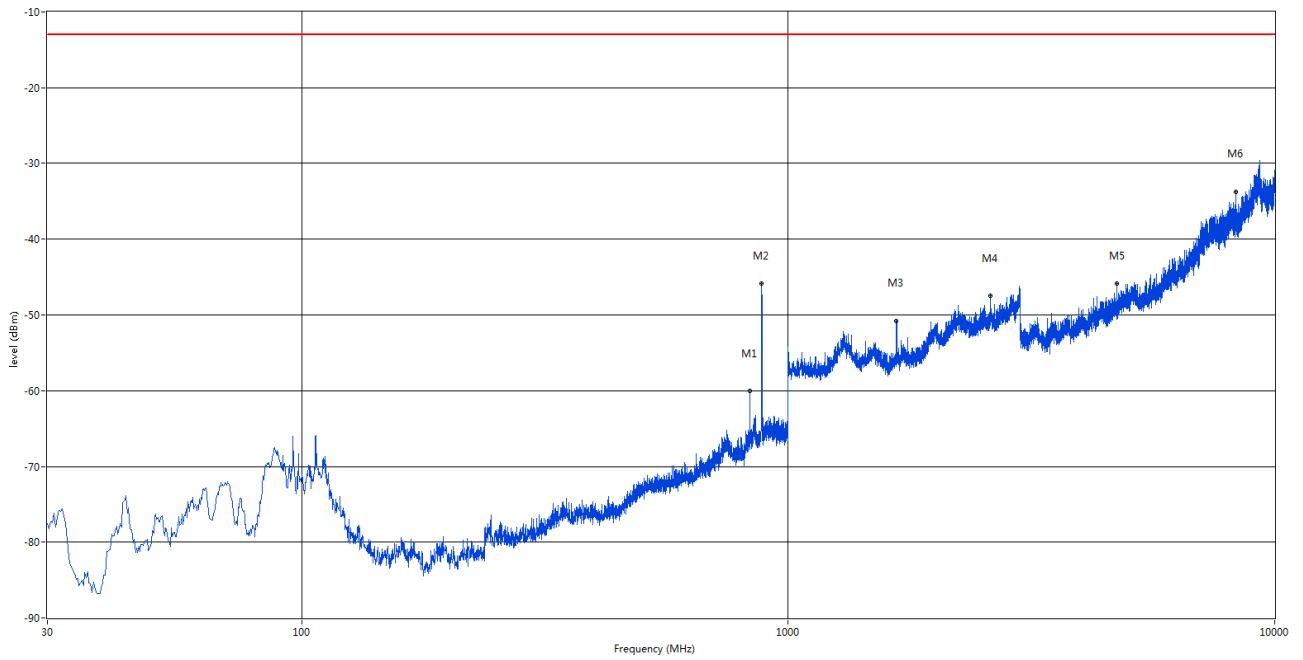
1.35 LTE B5 CH20525 BW3 RB1

RSE Test case_FCC PART22&24&27_FCC PART 22_850_GSM 850&CDMA BC0&WCDMA B5<E B5&26



Frequency (MHz)	Result (dBm)	Factor (dB)	PK Limit (dBm)	Margin (dB)	Table (o)	ANT	EUT	Verdict
835.343	-54.35	4.93	-13.0	41.35	198.00	Horizontal	Horizontal	N/A
882.388	-44.34	4.51	-13.0	31.34	250.00	Horizontal	Horizontal	N/A
1670.500	-48.44	-0.11	-13.0	35.44	50.00	Horizontal	Horizontal	Pass
2506.000	-48.09	6.08	-13.0	35.09	314.00	Horizontal	Horizontal	Pass
3341.000	-46.90	5.44	-13.0	33.90	336.00	Horizontal	Horizontal	Pass
7405.000	-36.42	33.33	-13.0	23.42	352.00	Horizontal	Horizontal	Pass

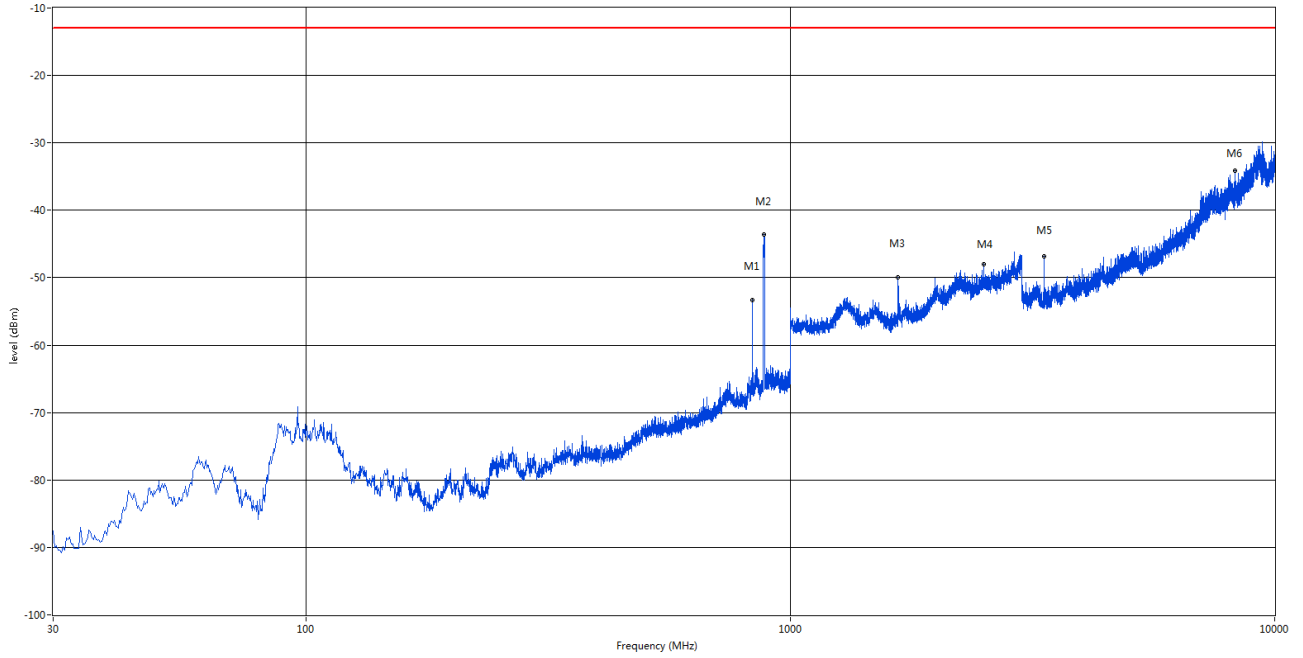
RSE Test case_FCC PART22&24&27_FCC PART 22_850_GSM 850&CDMA BC0&WCDMA B5<E B5&26



Frequency (MHz)	Result (dBm)	Factor (dB)	PK Limit (dBm)	Margin (dB)	Table (o)	ANT	EUT	Verdict
835.343	-60.04	4.93	-13.0	47.04	7.00	Vertical	Horizontal	N/A
881.175	-45.82	4.46	-13.0	32.82	132.00	Vertical	Horizontal	N/A
1670.000	-50.78	-0.08	-13.0	37.78	149.00	Vertical	Horizontal	Pass
2600.500	-47.52	6.86	-13.0	34.52	77.00	Vertical	Horizontal	Pass
4739.000	-45.82	9.10	-13.0	32.82	0.00	Vertical	Horizontal	Pass
8332.750	-33.73	34.99	-13.0	20.73	346.00	Vertical	Horizontal	Pass

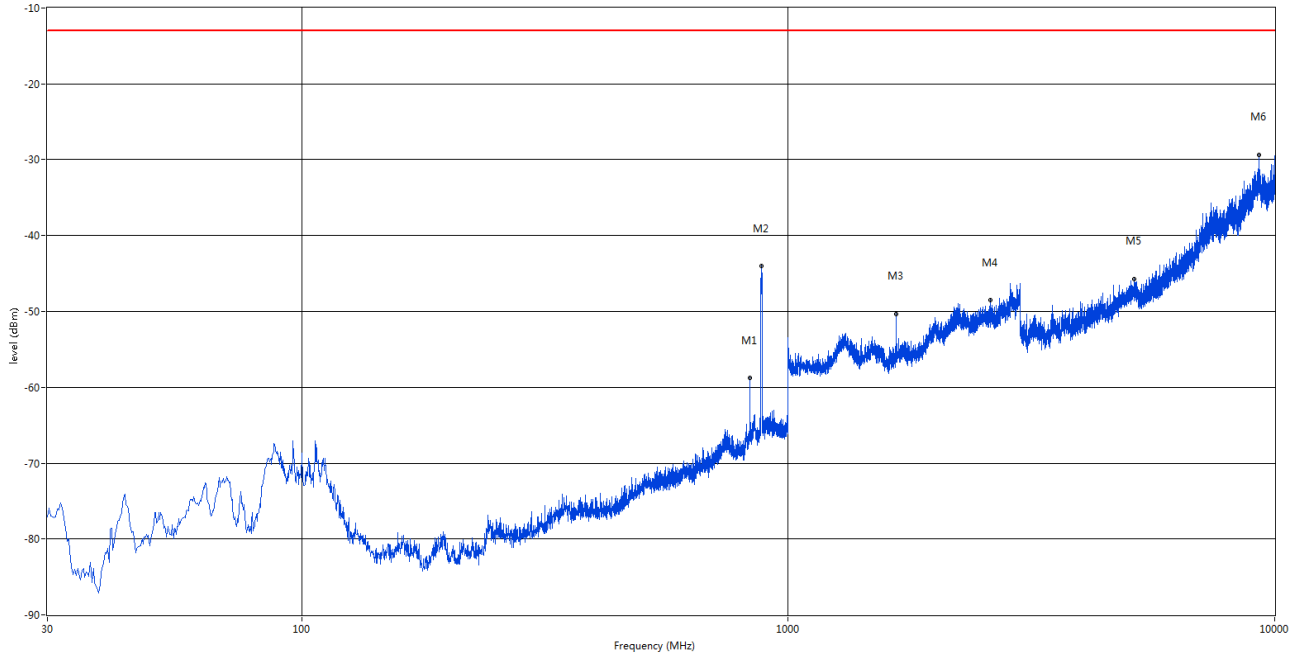
1.36 LTE B5 CH20525 BW5 RB1

RSE Test case_FCC PART22&24&27_FCC PART 22_850_GSM 850&CDMA BC0&WCDMA B5<E B5&26



Frequency (MHz)	Result (dBm)	Factor (dB)	PK Limit (dBm)	Margin (dB)	Table (o)	ANT	EUT	Verdict
834.372	-53.25	4.87	-13.0	40.25	198.00	Horizontal	Horizontal	N/A
881.660	-43.60	4.47	-13.0	30.60	257.00	Horizontal	Horizontal	N/A
1668.500	-49.93	0.02	-13.0	36.93	255.00	Horizontal	Horizontal	Pass
2503.000	-47.94	6.16	-13.0	34.94	327.00	Horizontal	Horizontal	Pass
3337.000	-46.86	5.49	-13.0	33.86	329.00	Horizontal	Horizontal	Pass
8282.500	-34.09	34.40	-13.0	21.09	326.00	Horizontal	Horizontal	Pass

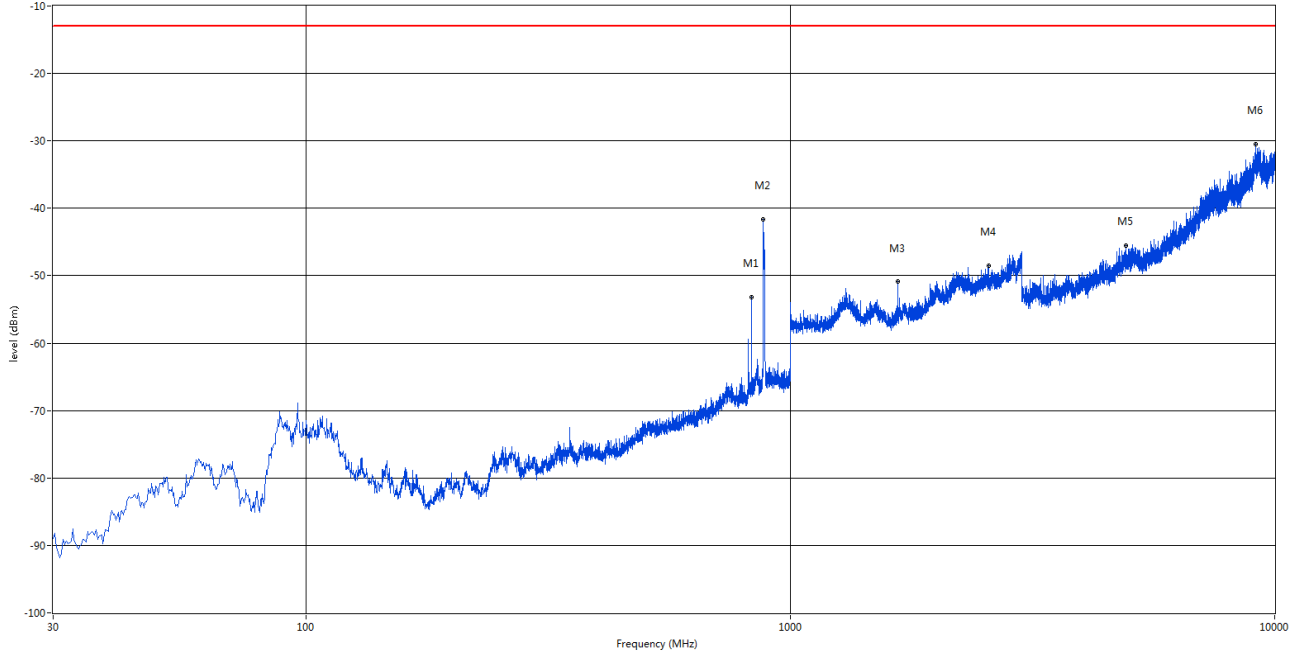
RSE Test case_FCC PART22&24&27_FCC PART 22_850_GSM 850&CDMA BC0&WCDMA B5<E B5&26



Frequency (MHz)	Result (dBm)	Factor (dB)	PK Limit (dBm)	Margin (dB)	Table (o)	ANT	EUT	Verdict
834.372	-58.77	4.87	-13.0	45.77	0.00	Vertical	Horizontal	N/A
881.903	-44.01	4.47	-13.0	31.01	125.00	Vertical	Horizontal	N/A
1668.500	-50.30	0.02	-13.0	37.30	301.00	Vertical	Horizontal	Pass
2602.500	-48.52	6.83	-13.0	35.52	189.00	Vertical	Horizontal	Pass
5137.000	-45.70	10.36	-13.0	32.70	237.00	Vertical	Horizontal	Pass
9273.250	-29.42	37.82	-13.0	16.42	360.00	Vertical	Horizontal	Pass

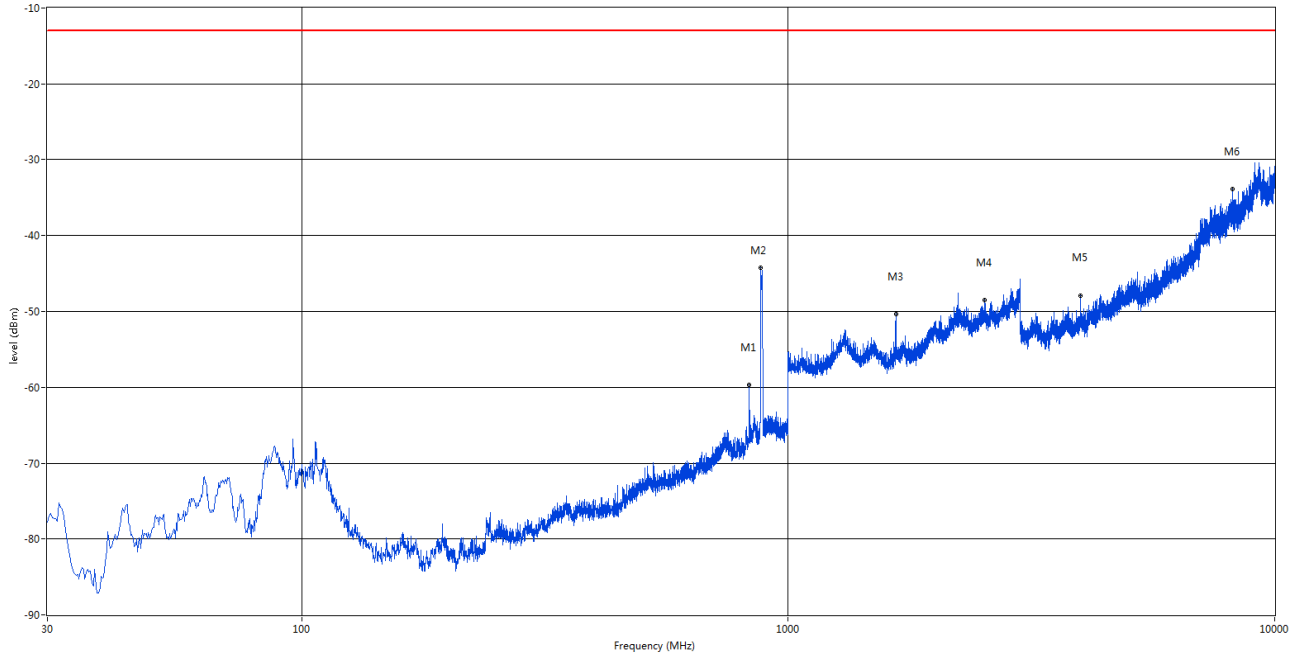
1.37 LTE B5 CH20525 BW10 RB1

RSE Test case_FCC PART22&24&27_FCC PART 22_850_GSM 850&CDMA BC0&WCDMA B5<E B5&26



Frequency (MHz)	Result (dBm)	Factor (dB)	PK Limit (dBm)	Margin (dB)	Table (o)	ANT	EUT	Verdict
832.190	-53.16	4.73	-13.0	40.16	191.00	Horizontal	Horizontal	N/A
878.993	-41.64	4.47	-13.0	28.64	231.00	Horizontal	Horizontal	N/A
1664.000	-50.87	-0.15	-13.0	37.87	143.00	Horizontal	Horizontal	Pass
2564.000	-48.57	6.44	-13.0	35.57	360.00	Horizontal	Horizontal	Pass
4929.000	-45.55	9.70	-13.0	32.55	72.00	Horizontal	Horizontal	Pass
9137.500	-30.54	36.86	-13.0	17.54	346.00	Horizontal	Horizontal	Pass

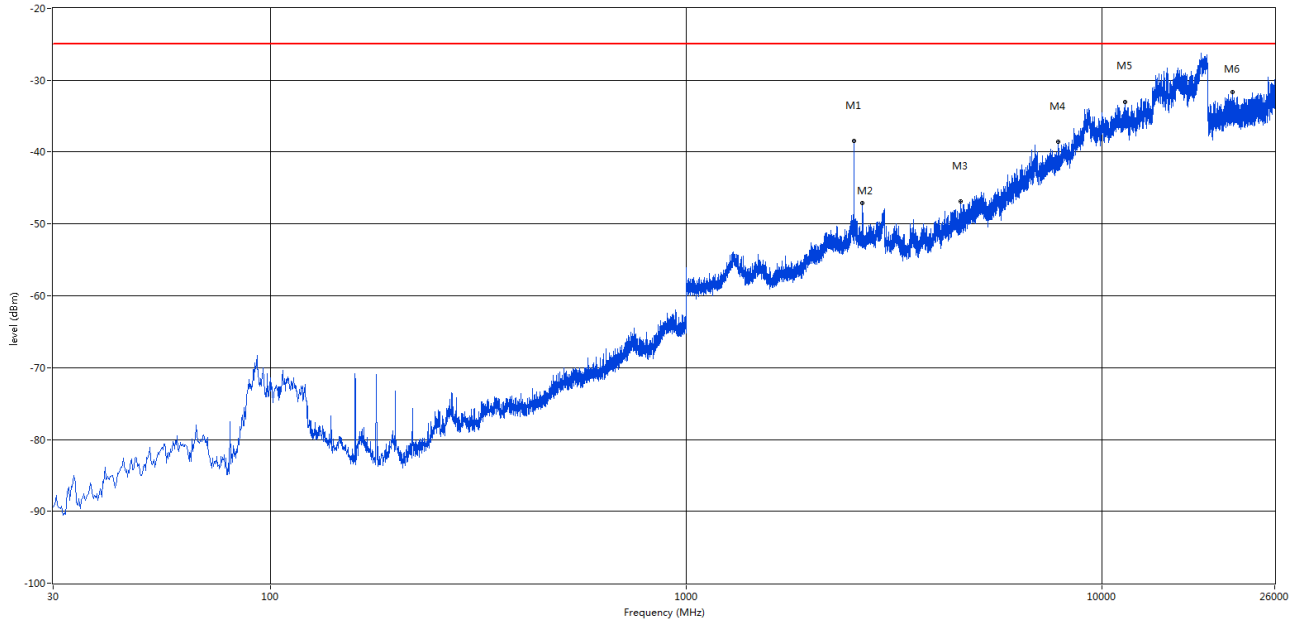
RSE Test case_FCC PART22&24&27_FCC PART 22_850_GSM 850&CDMA BC0&WCDMA B5<E B5&26



Frequency (MHz)	Result (dBm)	Factor (dB)	PK Limit (dBm)	Margin (dB)	Table (o)	ANT	EUT	Verdict
832.190	-59.73	4.73	-13.0	46.73	0.00	Vertical	Horizontal	N/A
878.993	-44.23	4.47	-13.0	31.23	119.00	Vertical	Horizontal	N/A
1664.500	-50.36	-0.14	-13.0	37.36	314.00	Vertical	Horizontal	Pass
2531.500	-48.49	6.93	-13.0	35.49	83.00	Vertical	Horizontal	Pass
3992.000	-47.89	6.64	-13.0	34.89	204.00	Vertical	Horizontal	Pass
8190.250	-33.82	34.43	-13.0	20.82	305.00	Vertical	Horizontal	Pass

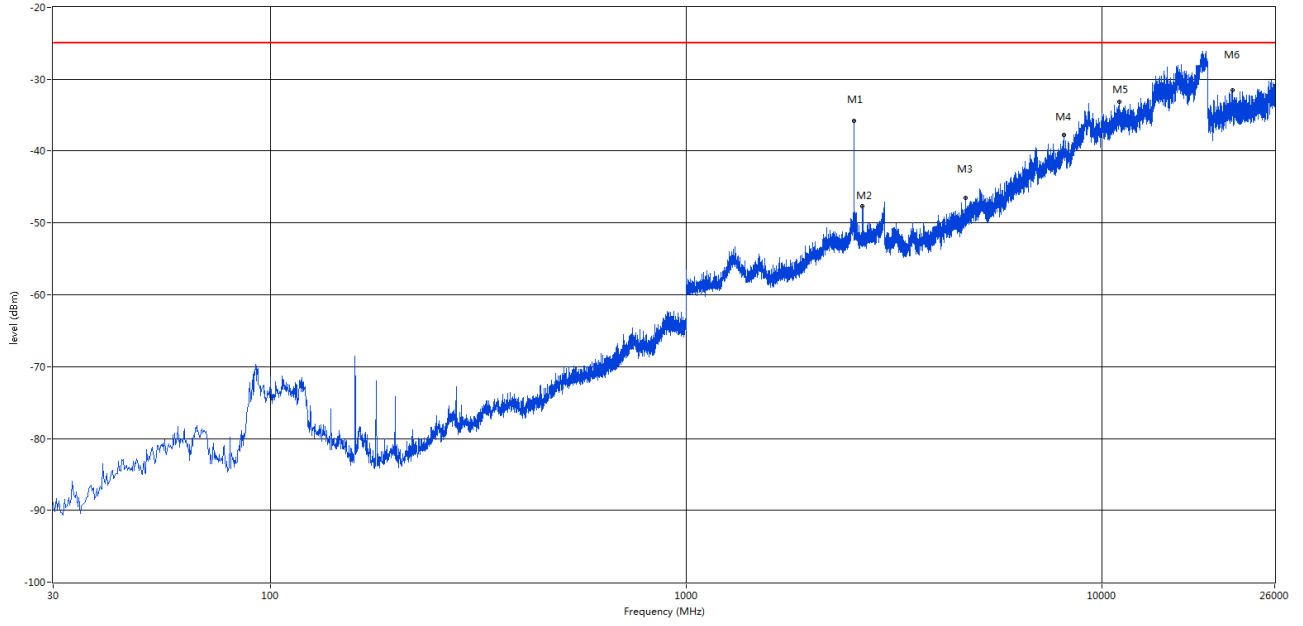
1.38 LTE B7 CH21100 BW5 RB1

RSE Test case_FCC PART22&24&27_FCC PART 27_2535_LTE B7



Frequency (MHz)	Result (dBm)	Factor (dB)	PK Limit (dBm)	Margin (dB)	Table (o)	ANT	EUT	Verdict
2533.000	-38.44	6.93	-25.0	13.44	248.00	Horizontal	Horizontal	N/A
2653.000	-47.13	5.25	-25.0	22.13	44.00	Horizontal	Horizontal	N/A
4571.000	-46.85	7.84	-25.0	21.85	119.00	Horizontal	Horizontal	Pass
7822.250	-38.59	33.03	-25.0	13.59	320.00	Horizontal	Horizontal	Pass
11351.312	-32.98	39.92	-25.0	7.98	95.00	Horizontal	Horizontal	Pass
20605.999	-31.66	40.51	-25.0	6.66	326.00	Horizontal	Horizontal	Pass

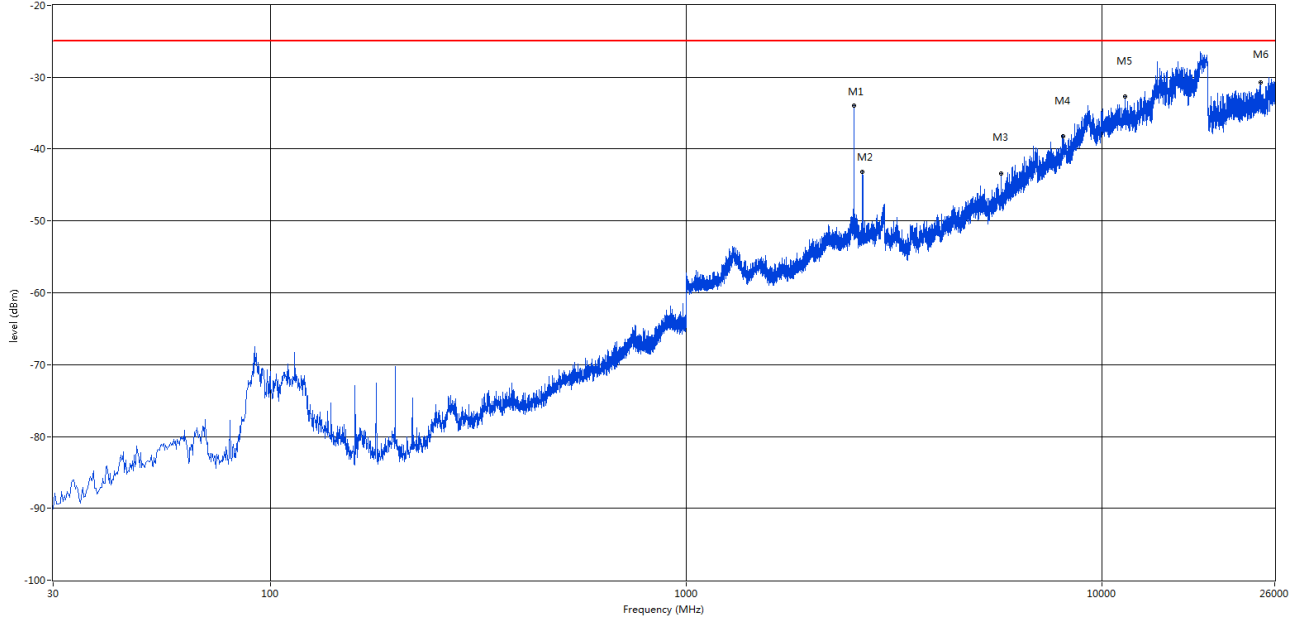
RSE Test case_FCC PART22&24&27_FCC PART 27_2535_LTE B7



Frequency (MHz)	Result (dBm)	Factor (dB)	PK Limit (dBm)	Margin (dB)	Table (o)	ANT	EUT	Verdict
2533.000	-35.78	6.93	-25.0	10.78	327.00	Horizontal	Vertical	N/A
2655.000	-47.61	5.29	-25.0	22.61	347.00	Horizontal	Vertical	N/A
4703.000	-46.50	8.81	-25.0	21.50	79.00	Horizontal	Vertical	Pass
8085.313	-37.73	35.23	-25.0	12.73	103.00	Horizontal	Vertical	Pass
10984.750	-33.11	40.01	-25.0	8.11	197.00	Horizontal	Vertical	Pass
20604.500	-31.52	40.51	-25.0	6.52	304.00	Horizontal	Vertical	Pass

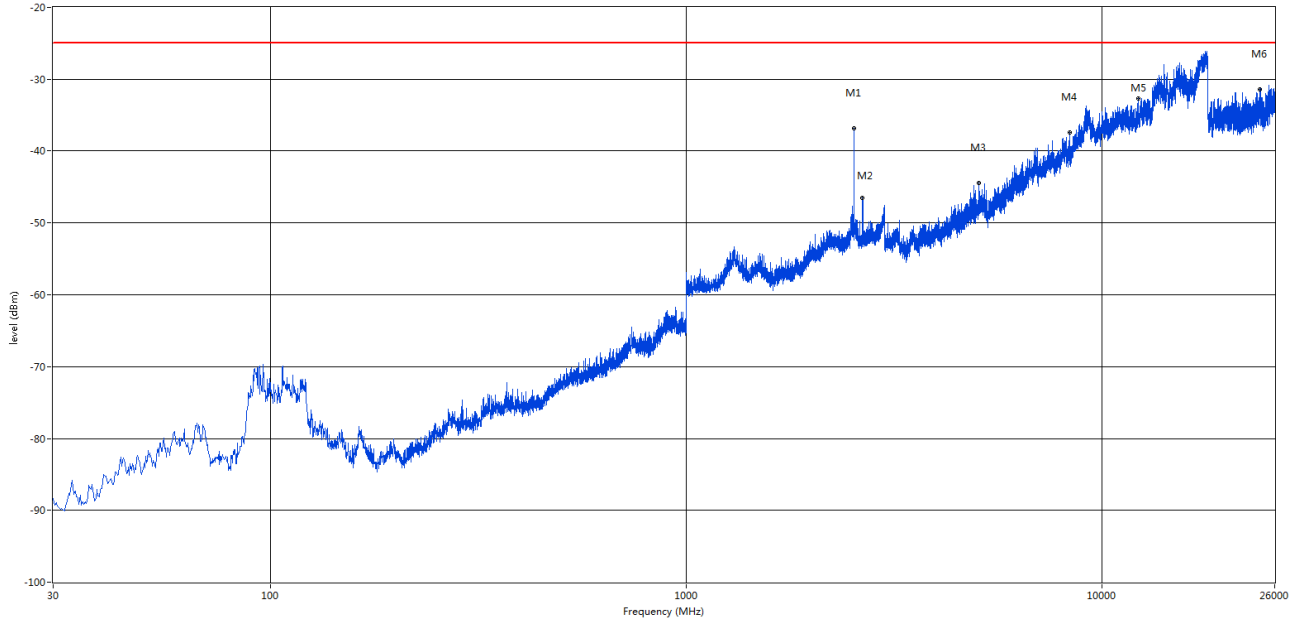
1.39 LTE B7 CH21100 BW10 RB1

RSE Test case_FCC PART22&24&27_FCC PART 27_2535_LTE B7



Frequency (MHz)	Result (dBm)	Factor (dB)	PK Limit (dBm)	Margin (dB)	Table (o)	ANT	EUT	Verdict
2530.500	-33.99	6.94	-25.0	8.99	307.00	Horizontal	Horizontal	N/A
2655.000	-43.14	5.29	-25.0	18.14	50.00	Horizontal	Horizontal	N/A
5726.000	-43.44	12.09	-25.0	18.44	26.00	Horizontal	Horizontal	Pass
8053.687	-38.23	34.23	-25.0	13.23	191.00	Horizontal	Horizontal	Pass
11378.625	-32.73	40.09	-25.0	7.73	313.00	Horizontal	Horizontal	Pass
24039.500	-30.76	41.80	-25.0	5.76	123.00	Horizontal	Horizontal	Pass

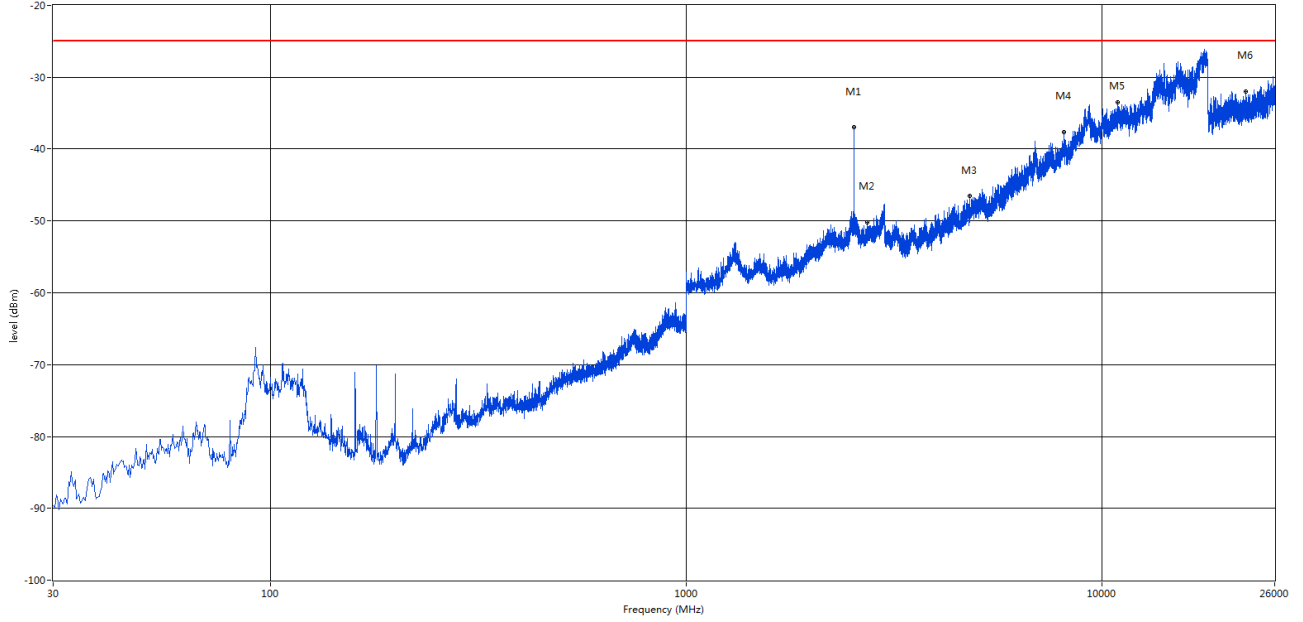
RSE Test case_FCC PART22&24&27_FCC PART 27_2535_LTE B7



Frequency (MHz)	Result (dBm)	Factor (dB)	PK Limit (dBm)	Margin (dB)	Table (o)	ANT	EUT	Verdict
2530.500	-36.88	6.94	-25.0	11.88	6.00	Horizontal	Vertical	N/A
2653.500	-46.48	5.28	-25.0	21.48	37.00	Horizontal	Vertical	N/A
5061.000	-44.47	10.38	-25.0	19.47	360.00	Horizontal	Vertical	Pass
8341.188	-37.36	34.61	-25.0	12.36	218.00	Horizontal	Vertical	Pass
12196.563	-32.71	40.61	-25.0	7.71	63.00	Horizontal	Vertical	Pass
23908.999	-31.46	41.75	-25.0	6.46	346.00	Horizontal	Vertical	Pass

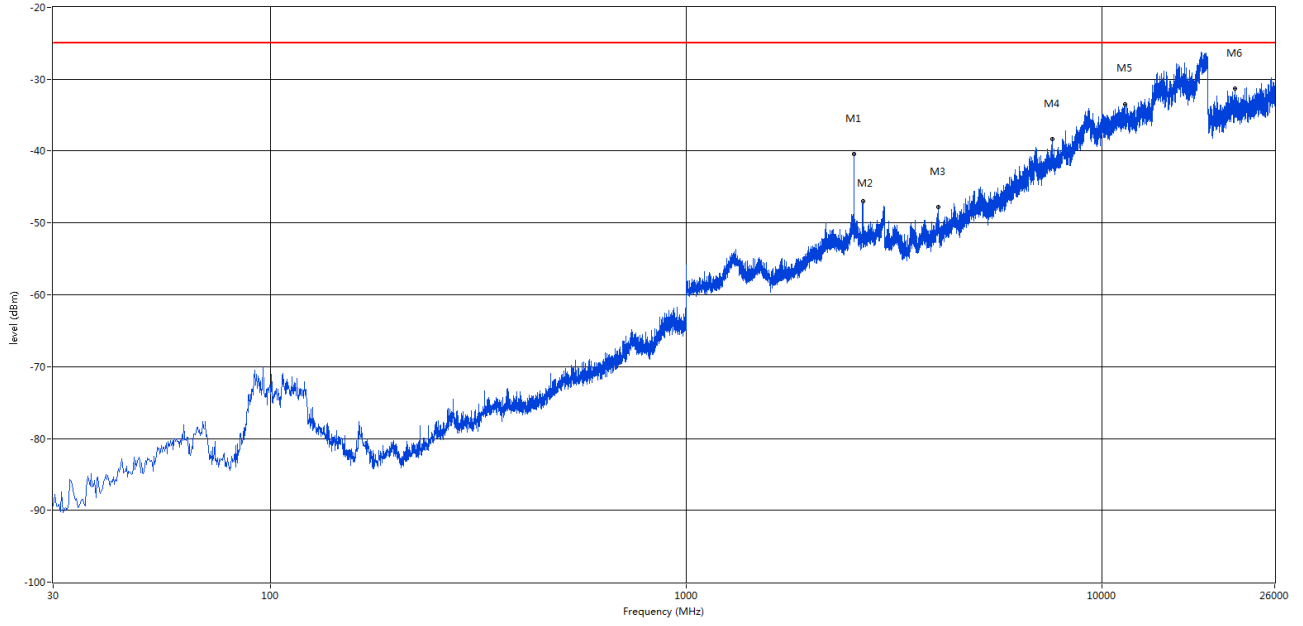
1.40 LTE B7 CH21100 BW15 RB1

RSE Test case_FCC PART22&24&27_FCC PART 27_2535_LTE B7



Frequency (MHz)	Result (dBm)	Factor (dB)	PK Limit (dBm)	Margin (dB)	Table (o)	ANT	EUT	Verdict
2528.500	-36.95	6.95	-25.0	11.95	307.00	Horizontal	Horizontal	N/A
2727.000	-50.18	5.60	-25.0	25.18	301.00	Horizontal	Horizontal	Pass
4810.000	-46.49	9.02	-25.0	21.49	257.00	Horizontal	Horizontal	Pass
8091.062	-37.61	34.95	-25.0	12.61	197.00	Horizontal	Horizontal	Pass
10914.312	-33.49	40.07	-25.0	8.49	183.00	Horizontal	Horizontal	Pass
22155.500	-32.02	41.09	-25.0	7.02	241.00	Horizontal	Horizontal	Pass

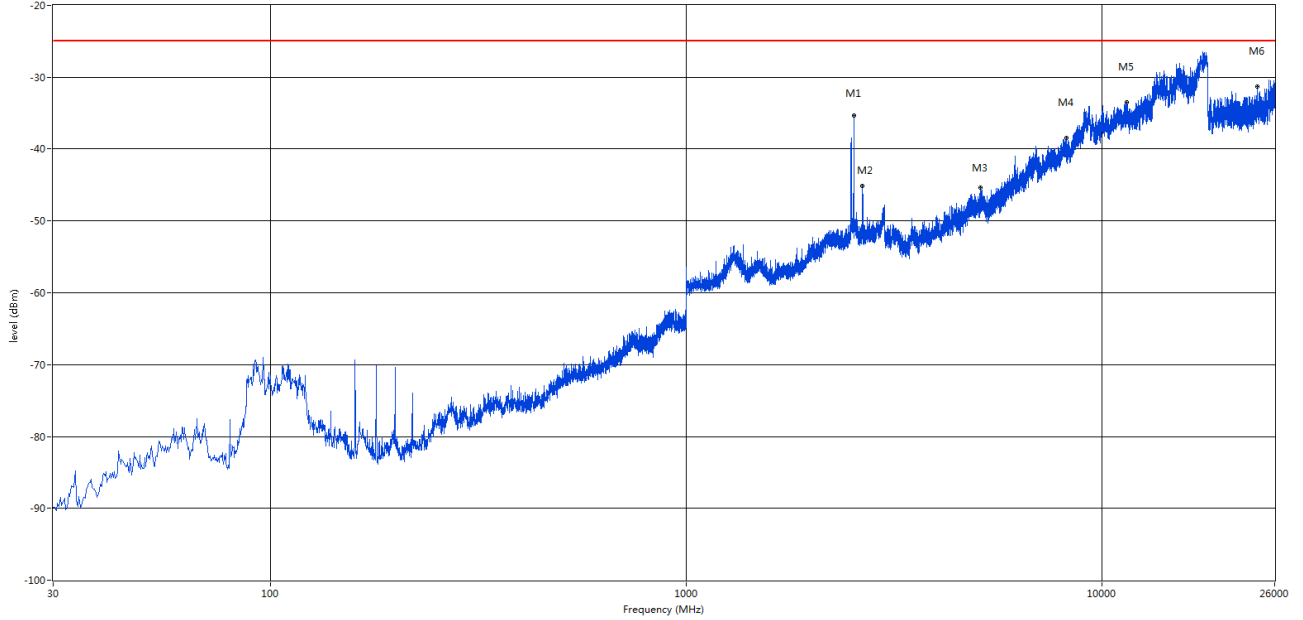
RSE Test case_FCC PART22&24&27_FCC PART 27_2535_LTE B7



Frequency (MHz)	Result (dBm)	Factor (dB)	PK Limit (dBm)	Margin (dB)	Table (o)	ANT	EUT	Verdict
2528.500	-40.42	6.95	-25.0	15.42	17.00	Horizontal	Vertical	N/A
2660.000	-46.98	5.50	-25.0	21.98	50.00	Horizontal	Vertical	N/A
4027.000	-47.78	7.42	-25.0	22.78	40.00	Horizontal	Vertical	Pass
7585.062	-38.36	33.12	-25.0	13.36	359.00	Horizontal	Vertical	Pass
11339.813	-33.44	39.75	-25.0	8.44	258.00	Horizontal	Vertical	Pass
20883.499	-31.29	40.61	-25.0	6.29	248.00	Horizontal	Vertical	Pass

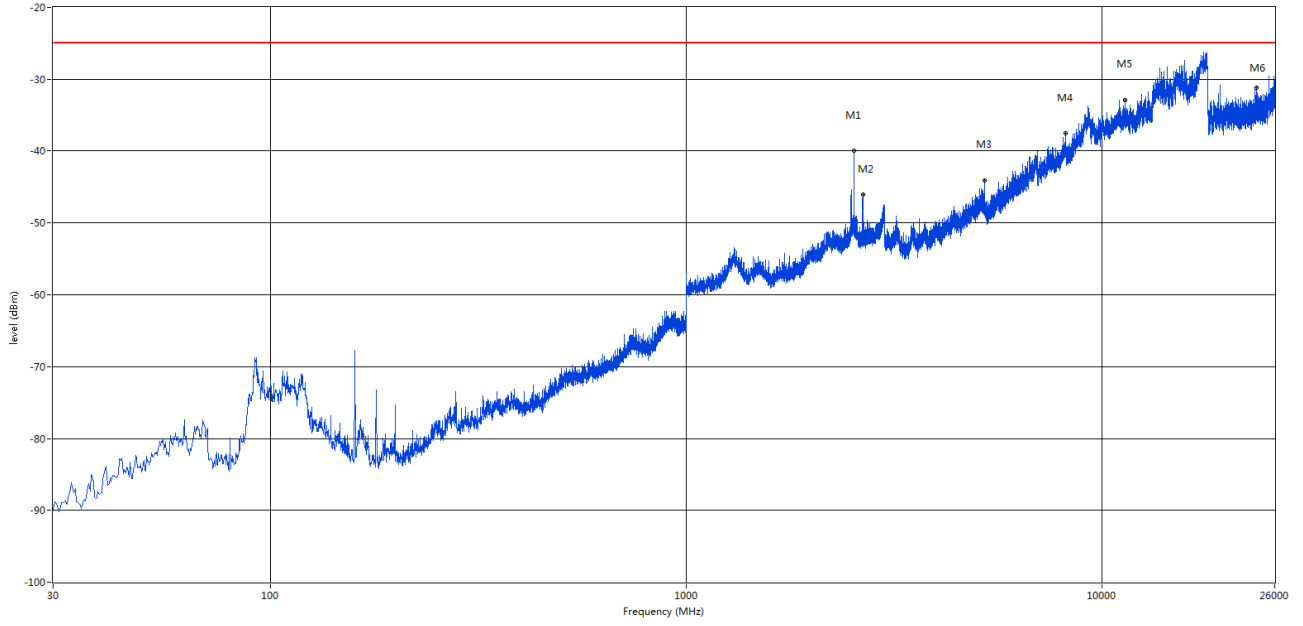
1.41 LTE B7 CH21100 BW20 RB1

RSE Test case_FCC PART22&24&27_FCC PART 27_2535_LTE B7



Frequency (MHz)	Result (dBm)	Factor (dB)	PK Limit (dBm)	Margin (dB)	Table (o)	ANT	EUT	Verdict
2526.000	-35.31	6.95	-25.0	10.31	340.00	Horizontal	Horizontal	N/A
2650.500	-45.08	5.17	-25.0	20.08	44.00	Horizontal	Horizontal	N/A
5108.000	-45.41	10.20	-25.0	20.41	360.00	Horizontal	Horizontal	Pass
8193.125	-38.48	34.49	-25.0	13.48	333.00	Horizontal	Horizontal	Pass
11449.062	-33.47	40.12	-25.0	8.47	30.00	Horizontal	Horizontal	Pass
23583.500	-31.32	41.63	-25.0	6.32	352.00	Horizontal	Horizontal	Pass

RSE Test case_FCC PART22&24&27_FCC PART 27_2535_LTE B7



Frequency (MHz)	Result (dBm)	Factor (dB)	PK Limit (dBm)	Margin (dB)	Table (o)	ANT	EUT	Verdict
2526.000	-39.92	6.95	-25.0	14.92	6.00	Horizontal	Vertical	N/A
2661.000	-46.06	5.57	-25.0	21.06	50.00	Horizontal	Vertical	N/A
5219.000	-44.14	10.60	-25.0	19.14	158.00	Horizontal	Vertical	Pass
8170.125	-37.53	34.64	-25.0	12.53	89.00	Horizontal	Vertical	Pass
11351.312	-32.88	39.92	-25.0	7.88	312.00	Horizontal	Vertical	Pass
23552.000	-31.21	41.62	-25.0	6.21	360.00	Horizontal	Vertical	Pass