

## ANNEX B TEST SETUP PHOTOS

### B.1 Radiated Field Strength Measurement


Below 1 GHz



Above 1 GHz




Close-up Photo



Below 1 GHz, The USB Test Mode




Above 1 GHz, The USB Test Mode



Close-up Photo



## B.2 Conducted Emission





The USB Test Mode



The USB Test Mode (Side)

