

A.7 Field Strength of Spurious Radiation

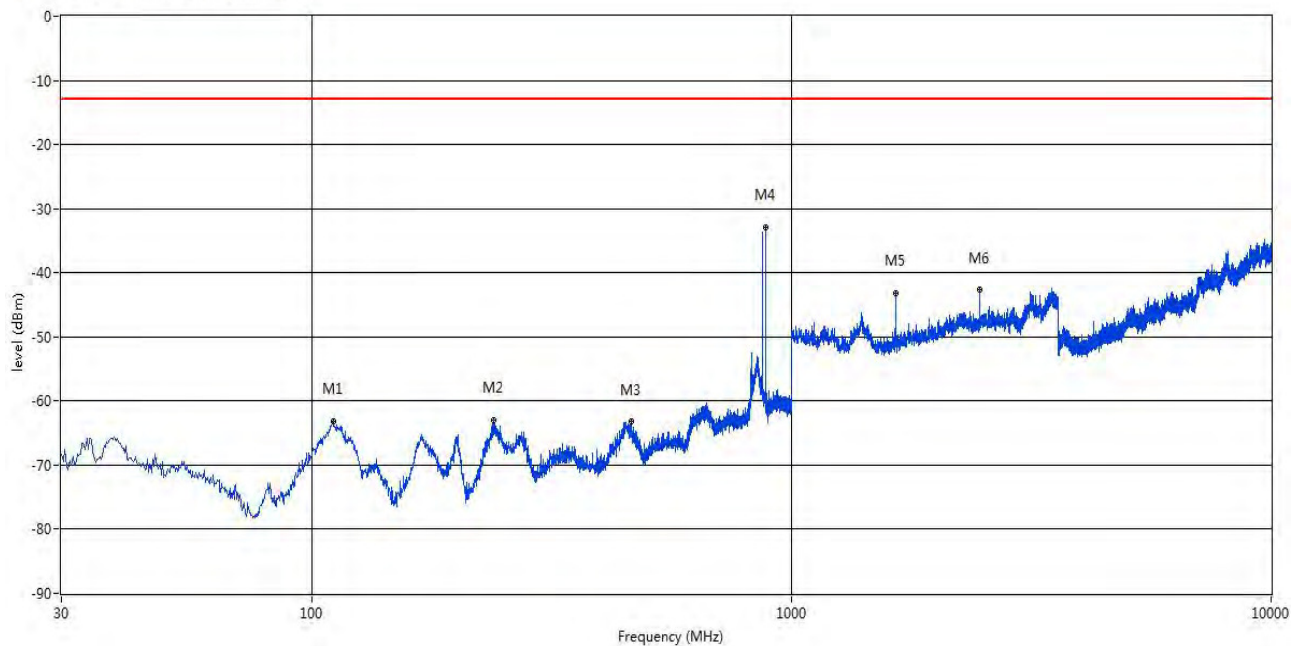
Note: The frequency of verdict which mark by "N/A" should be ignored because they are MS carrier frequency.

1. GSM

GSM850

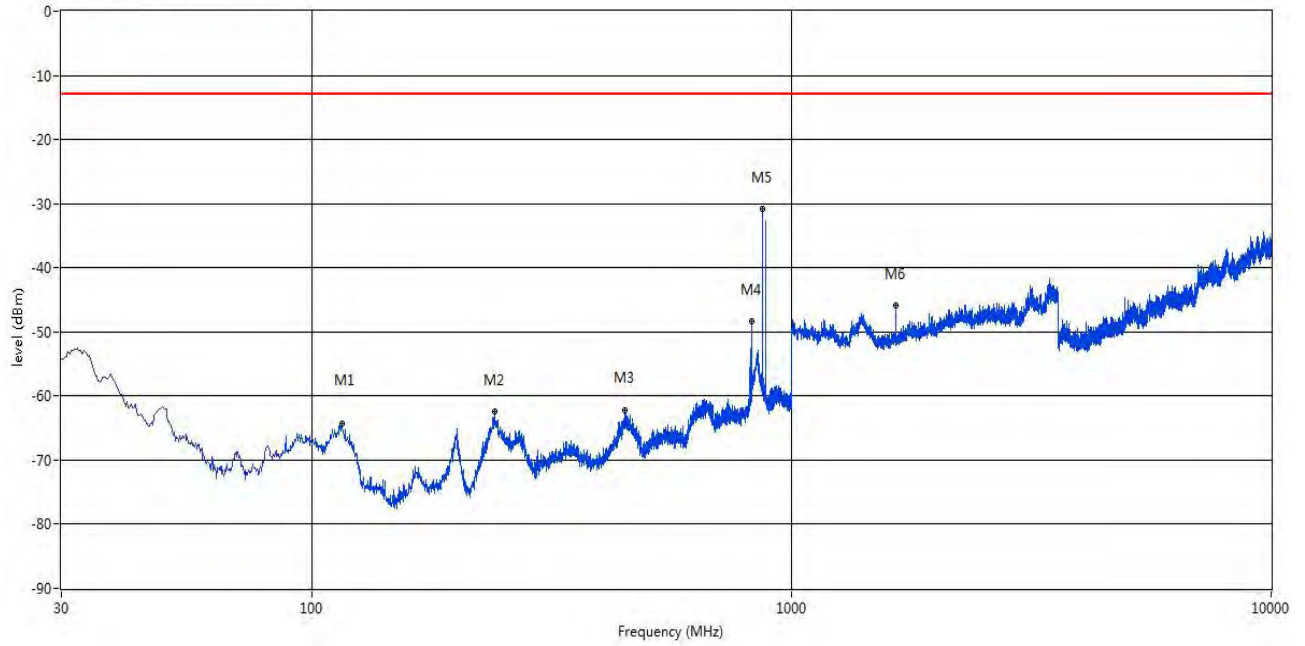
1.1 GSM850 CH128

RSE Test case_FCC PART22&24&27_FCC PART 22



Frequency (MHz)	Result (dBm)	Factor (dB)	PK Limit (dBm)	Margin (dB)	Table (o)	ANT	EUT	Verdict
110.510	-63.24	-5.62	-13.0	50.24	300.80	Horizontal	Horizontal	Pass
239.035	-63.05	2.19	-13.0	50.05	5.00	Horizontal	Horizontal	Pass
463.105	-63.20	2.17	-13.0	50.20	325.10	Horizontal	Horizontal	Pass
881.660	-32.85	8.07	-13.0	19.85	189.50	Horizontal	Horizontal	N/A
1648.050	-43.13	9.95	-13.0	30.13	98.80	Horizontal	Horizontal	Pass
2472.900	-42.66	13.53	-13.0	29.66	195.10	Horizontal	Horizontal	Pass

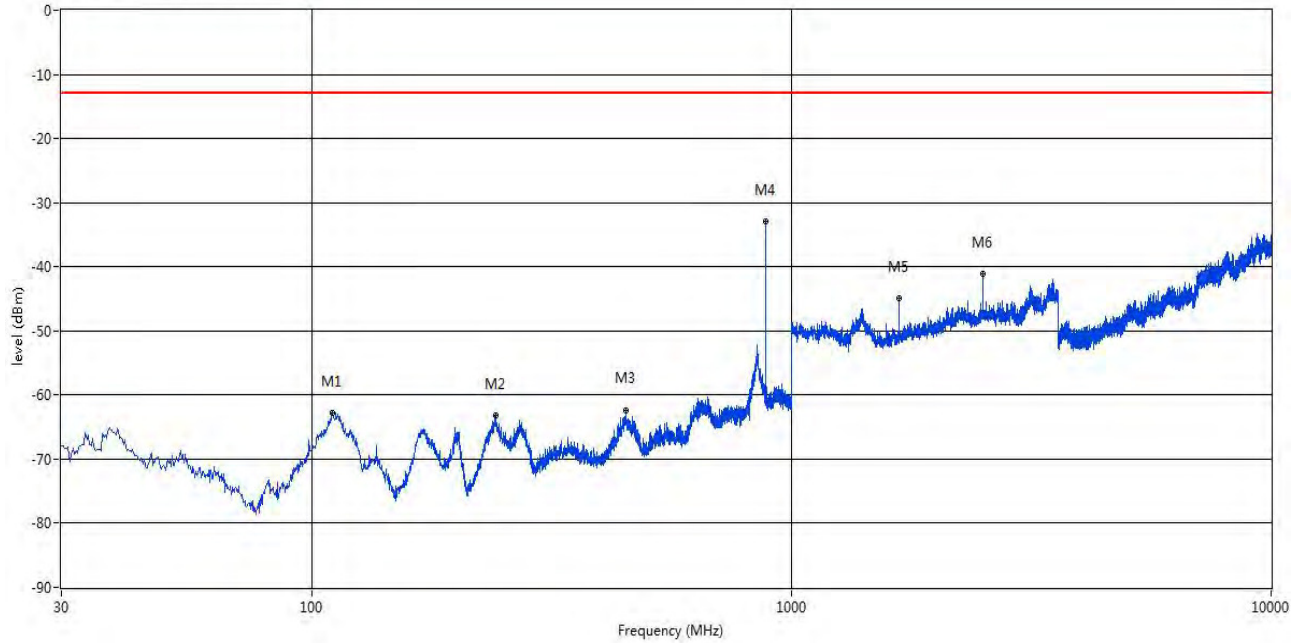
RSE Test case_FCC PART22&24&27_FCC PART 22



Frequency (MHz)	Result (dBm)	Factor (dB)	PK Limit (dBm)	Margin (dB)	Table (o)	ANT	EUT	Verdict
115.360	-64.25	-5.26	-13.0	51.25	159.30	Vertical	Vertical	Pass
240.005	-62.40	2.57	-13.0	49.40	71.70	Vertical	Vertical	Pass
450.010	-62.13	3.28	-13.0	49.13	254.90	Vertical	Vertical	Pass
824.188	-48.37	8.68	-13.0	35.37	153.20	Vertical	Vertical	Pass
869.050	-30.80	9.85	-13.0	17.80	183.00	Vertical	Vertical	N/A
1648.050	-45.89	9.95	-13.0	32.89	0.60	Vertical	Vertical	Pass

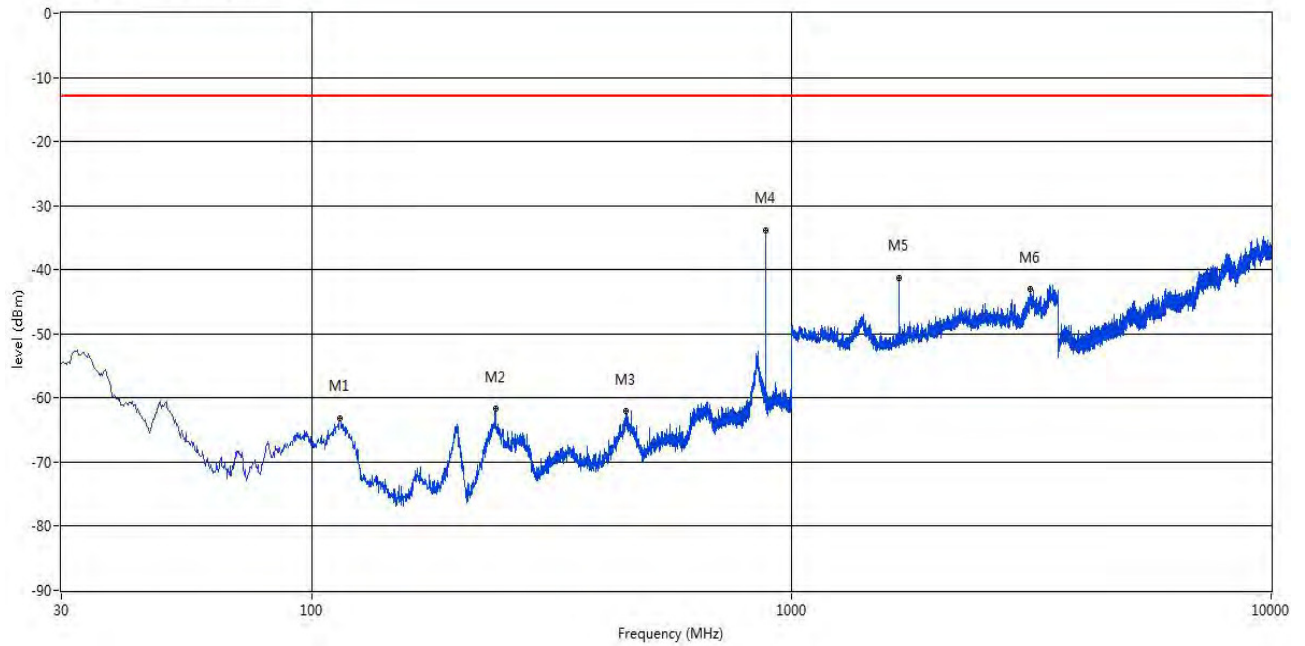
1.2 GSM850 CH190

RSE Test case_FCC PART22&24&27_FCC PART 22



Frequency (MHz)	Result (dBm)	Factor (dB)	PK Limit (dBm)	Margin (dB)	Table (o)	ANT	EUT	Verdict
110.025	-62.84	-5.71	-13.0	49.84	307.80	Horizontal	Horizontal	Pass
241.945	-63.24	2.05	-13.0	50.24	168.60	Horizontal	Horizontal	Pass
452.193	-62.34	3.16	-13.0	49.34	319.80	Horizontal	Horizontal	Pass
881.660	-32.94	8.07	-13.0	19.94	189.50	Horizontal	Horizontal	N/A
1673.400	-44.90	10.20	-13.0	31.90	25.80	Horizontal	Horizontal	Pass
2509.950	-41.18	14.32	-13.0	28.18	259.00	Horizontal	Horizontal	Pass

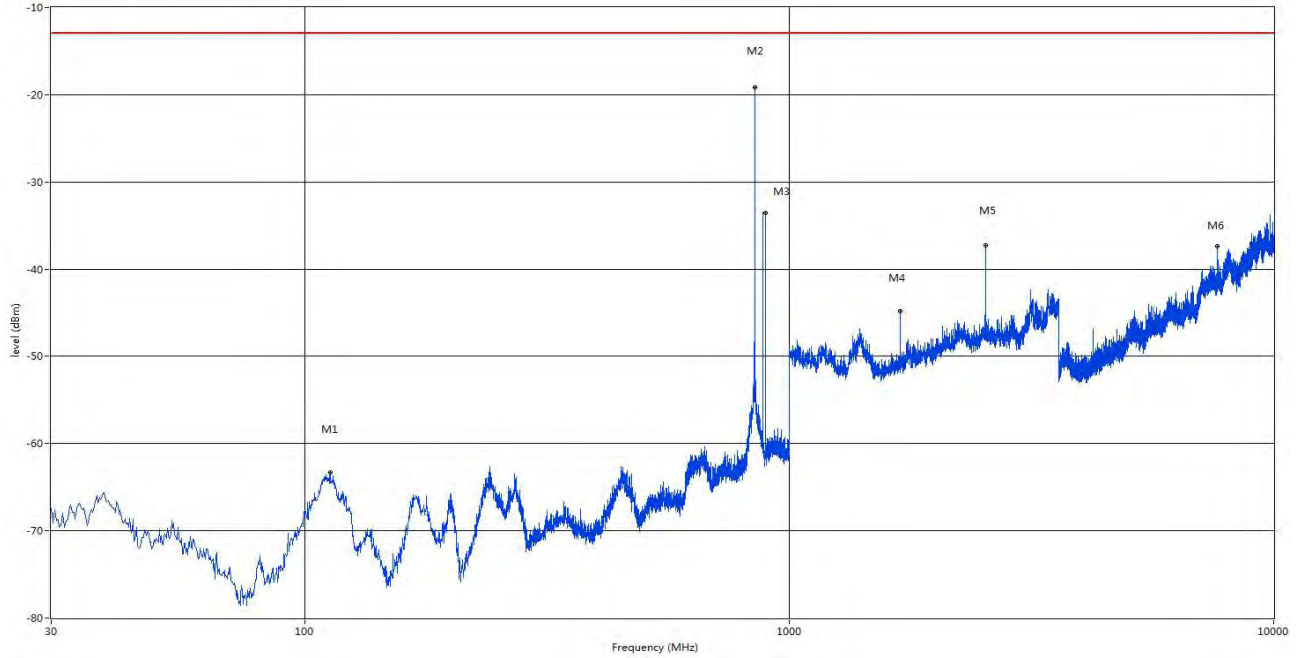
RSE Test case_FCC PART22&24&27_FCC PART 22



Frequency (MHz)	Result (dBm)	Factor (dB)	PK Limit (dBm)	Margin (dB)	Table (o)	ANT	EUT	Verdict
114.390	-63.09	-5.18	-13.0	50.09	166.30	Vertical	Vertical	Pass
241.460	-61.65	2.15	-13.0	48.65	139.20	Vertical	Vertical	Pass
451.465	-62.09	3.21	-13.0	49.09	218.30	Vertical	Vertical	Pass
881.660	-33.85	8.07	-13.0	20.85	169.40	Vertical	Vertical	N/A
1673.400	-41.24	10.20	-13.0	28.24	313.70	Vertical	Vertical	Pass
3147.600	-43.05	18.26	-13.0	30.05	121.90	Vertical	Vertical	Pass

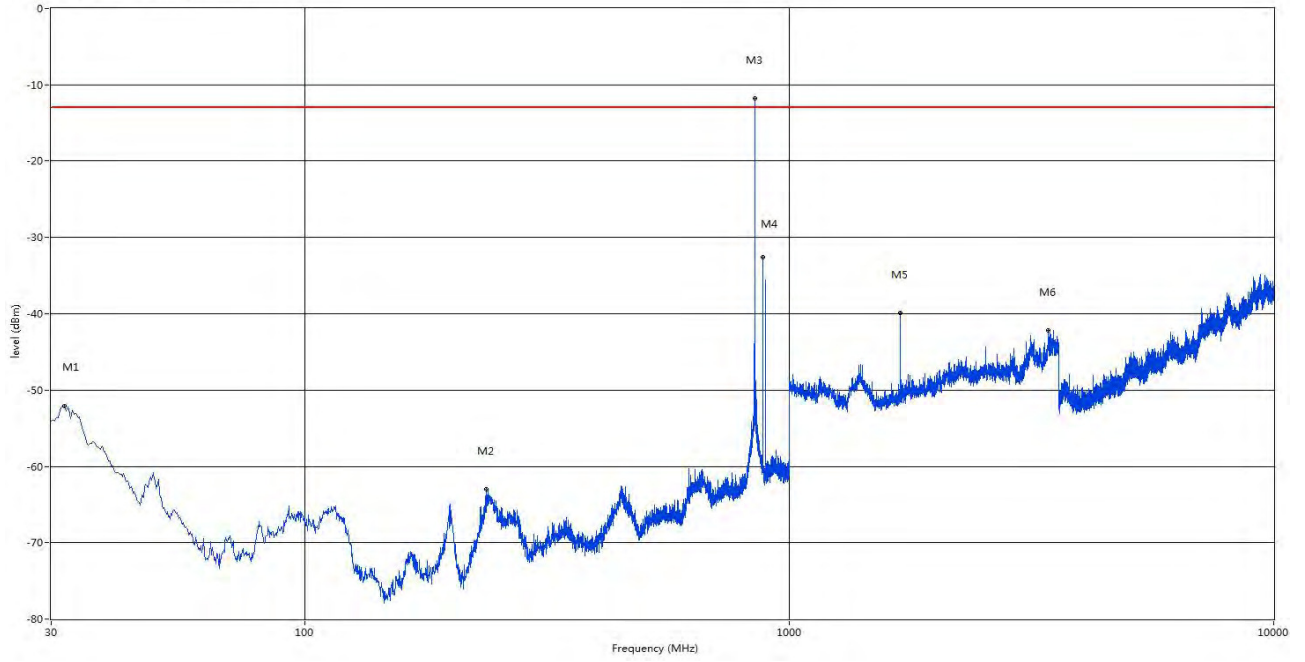
1.3 GSM850 CH251

RSE Test case_FCC PART22&24&27_FCC PART 22



Frequency (MHz)	Result (dBm)	Factor (dB)	PK Limit (dBm)	Margin (dB)	Table (o)	ANT	EUT	Verdict
112.935	-63.31	-5.32	-13.0	50.31	330.20	Horizontal	Horizontal	Pass
848.680	-19.12	13.85	-13.0	6.12	204.60	Horizontal	Horizontal	Pass
893.785	-33.55	6.94	-13.0	20.55	189.90	Horizontal	Horizontal	N/A
1697.450	-44.80	10.55	-13.0	31.80	286.80	Horizontal	Horizontal	Pass
2546.350	-37.30	14.91	-13.0	24.30	259.70	Horizontal	Horizontal	Pass
7639.000	-37.38	28.86	-13.0	24.38	276.40	Horizontal	Horizontal	Pass

RSE Test case_FCC PART22&24&27_FCC PART 22

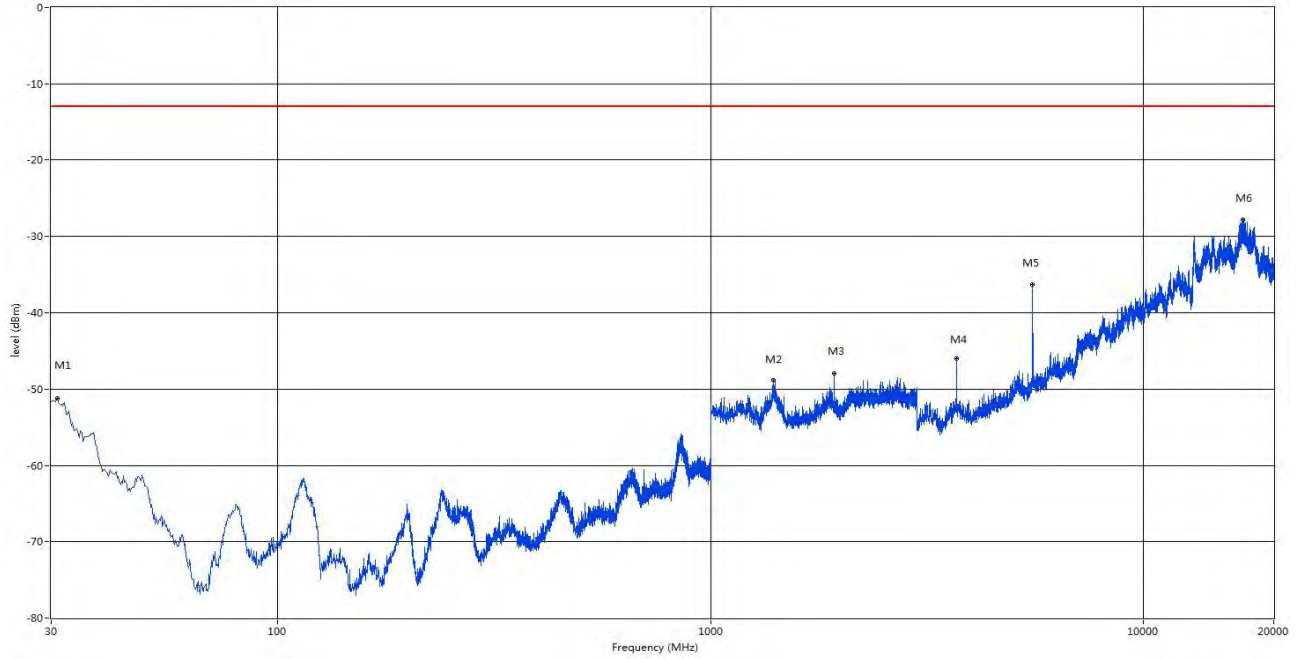


Frequency (MHz)	Result (dBm)	Factor (dB)	PK Limit (dBm)	Margin (dB)	Table (o)	ANT	EUT	Verdict
31.940	-52.08	-7.15	-13.0	39.08	351.90	Vertical	Vertical	Pass
237.337	-62.99	1.67	-13.0	49.99	125.80	Vertical	Vertical	Pass
848.680	-11.76	13.85	-13.0	-1.24	78.40	Vertical	Vertical	N/A
881.660	-32.64	8.07	-13.0	19.64	176.50	Vertical	Vertical	Pass
1697.450	-39.86	10.55	-13.0	26.86	339.80	Vertical	Vertical	Pass
3425.800	-42.15	18.25	-13.0	29.15	85.50	Vertical	Vertical	Pass

GSM1900

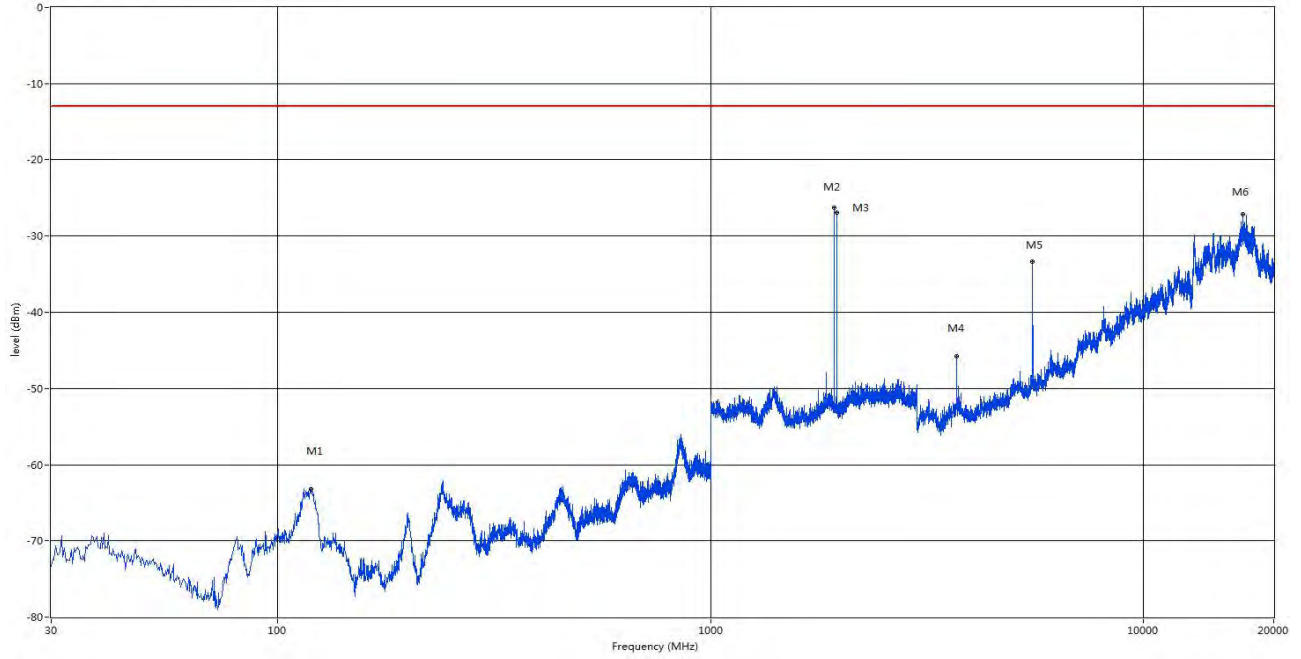
1.4 GSM1900 CH512

RSE Test case_FCC PART22&24&27_FCC PART 24



Frequency (MHz)	Result (dBm)	Factor (dB)	PK Limit (dBm)	Margin (dB)	Table (o)	ANT	EUT	Verdict
30.970	-51.19	-7.19	-13.0	38.19	341.90	Vertical	Vertical	Pass
1395.500	-48.85	9.76	-13.0	35.85	224.10	Vertical	Vertical	Pass
1930.000	-47.92	8.78	-13.0	34.92	162.60	Vertical	Vertical	N/A
3699.562	-45.98	19.43	-13.0	32.98	131.40	Vertical	Vertical	Pass
5549.625	-36.27	22.86	-13.0	23.27	334.00	Vertical	Vertical	Pass
16940.500	-27.77	38.83	-13.0	14.77	19.70	Vertical	Vertical	Pass

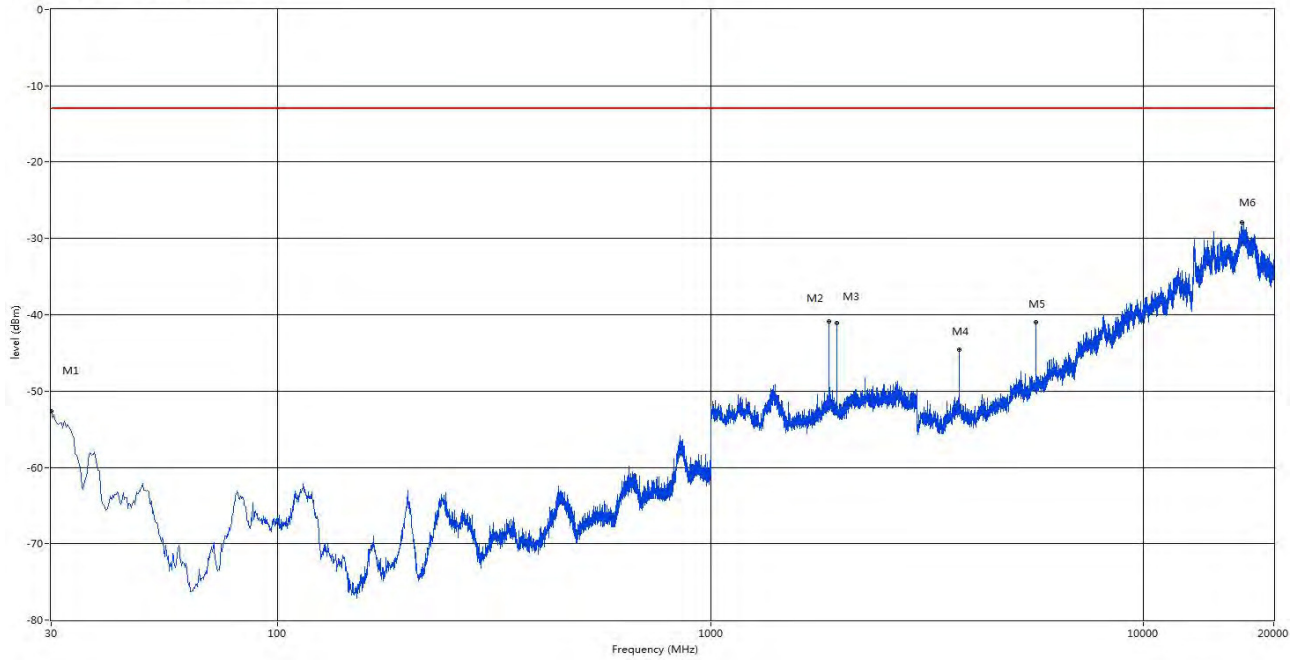
RSE Test case_FCC PART22&24&27_FCC PART 24



Frequency (MHz)	Result (dBm)	Factor (dB)	PK Limit (dBm)	Margin (dB)	Table (o)	ANT	EUT	Verdict
119.725	-63.24	-6.85	-13.0	50.24	180.30	Horizontal	Horizontal	Pass
1930.000	-26.23	8.78	-13.0	13.23	3.40	Horizontal	Horizontal	N/A
1959.500	-26.97	8.71	-13.0	13.97	0.40	Horizontal	Horizontal	N/A
3699.562	-45.83	19.43	-13.0	32.83	217.10	Horizontal	Horizontal	Pass
5549.625	-33.38	22.86	-13.0	20.38	208.70	Horizontal	Horizontal	Pass
16960.437	-27.13	38.85	-13.0	14.13	139.70	Horizontal	Horizontal	Pass

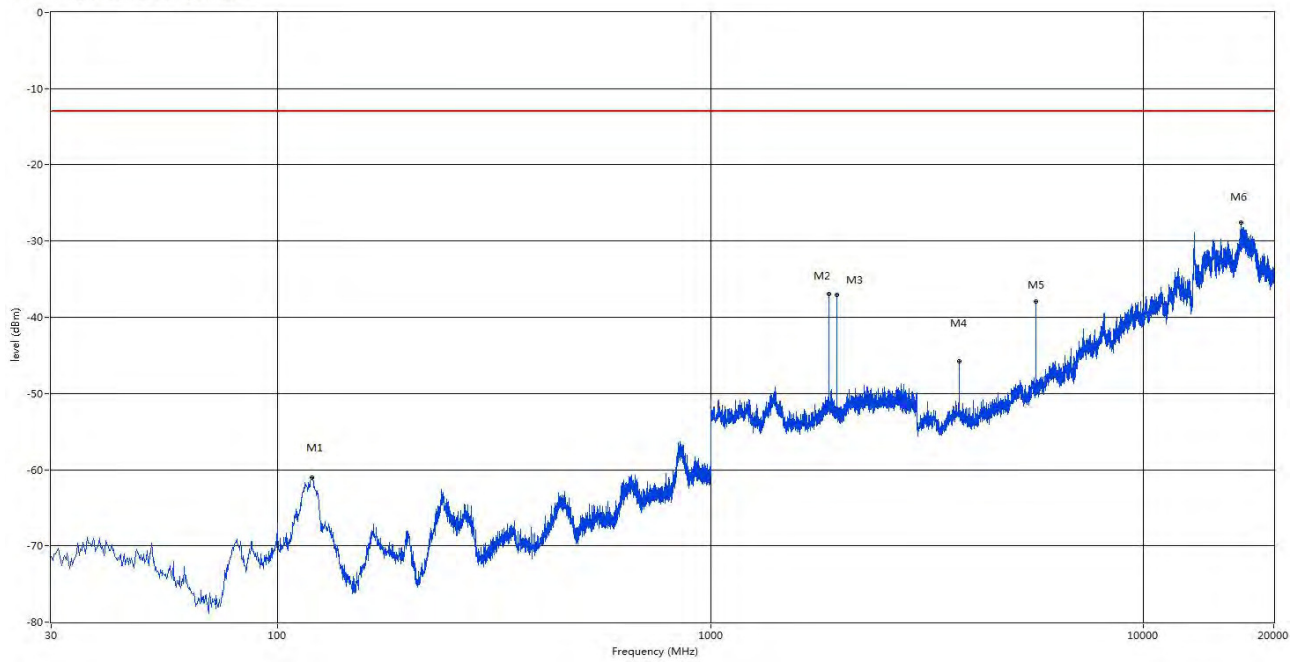
1.5 GSM1900 CH661

RSE Test case_FCC PART22&24&27_FCC PART 24



Frequency (MHz)	Result (dBm)	Factor (dB)	PK Limit (dBm)	Margin (dB)	Table (o)	ANT	EUT	Verdict
30.000	-52.64	-7.39	-13.0	39.64	340.40	Vertical	Vertical	Pass
1879.500	-40.91	9.54	-13.0	27.91	2.20	Vertical	Vertical	N/A
1959.500	-41.09	8.71	-13.0	28.09	85.40	Vertical	Vertical	N/A
3760.500	-44.58	19.71	-13.0	31.58	142.20	Vertical	Vertical	Pass
5639.813	-40.98	22.83	-13.0	27.98	178.20	Vertical	Vertical	Pass
16929.625	-27.85	38.82	-13.0	14.85	223.90	Vertical	Vertical	Pass

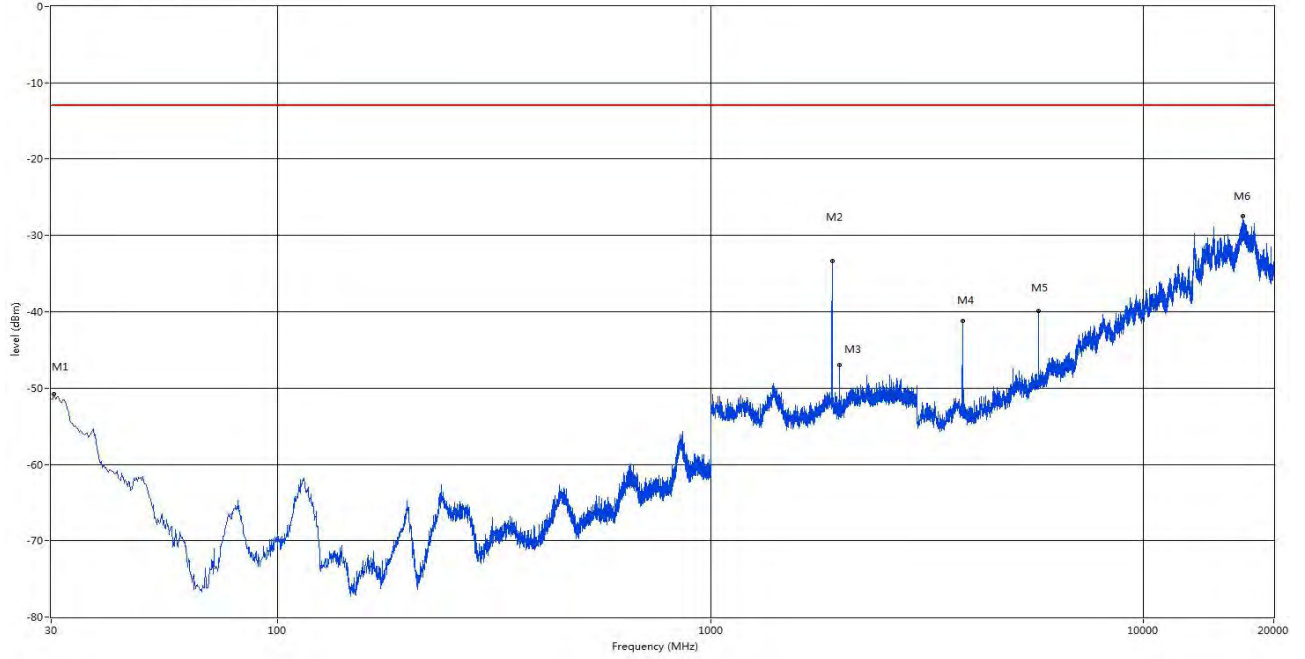
RSE Test case_FCC PART22&24&27_FCC PART 24



Frequency (MHz)	Result (dBm)	Factor (dB)	PK Limit (dBm)	Margin (dB)	Table (o)	ANT	EUT	Verdict
120.210	-61.07	-7.04	-13.0	48.07	165.70	Horizontal	Horizontal	Pass
1879.500	-36.90	9.54	-13.0	23.90	107.40	Horizontal	Horizontal	N/A
1959.500	-37.10	8.71	-13.0	24.10	7.60	Horizontal	Horizontal	N/A
3760.500	-45.75	19.71	-13.0	32.75	234.50	Horizontal	Horizontal	Pass
5639.813	-37.93	22.83	-13.0	24.93	194.70	Horizontal	Horizontal	Pass
16822.688	-27.59	38.34	-13.0	14.59	0.00	Horizontal	Horizontal	Pass

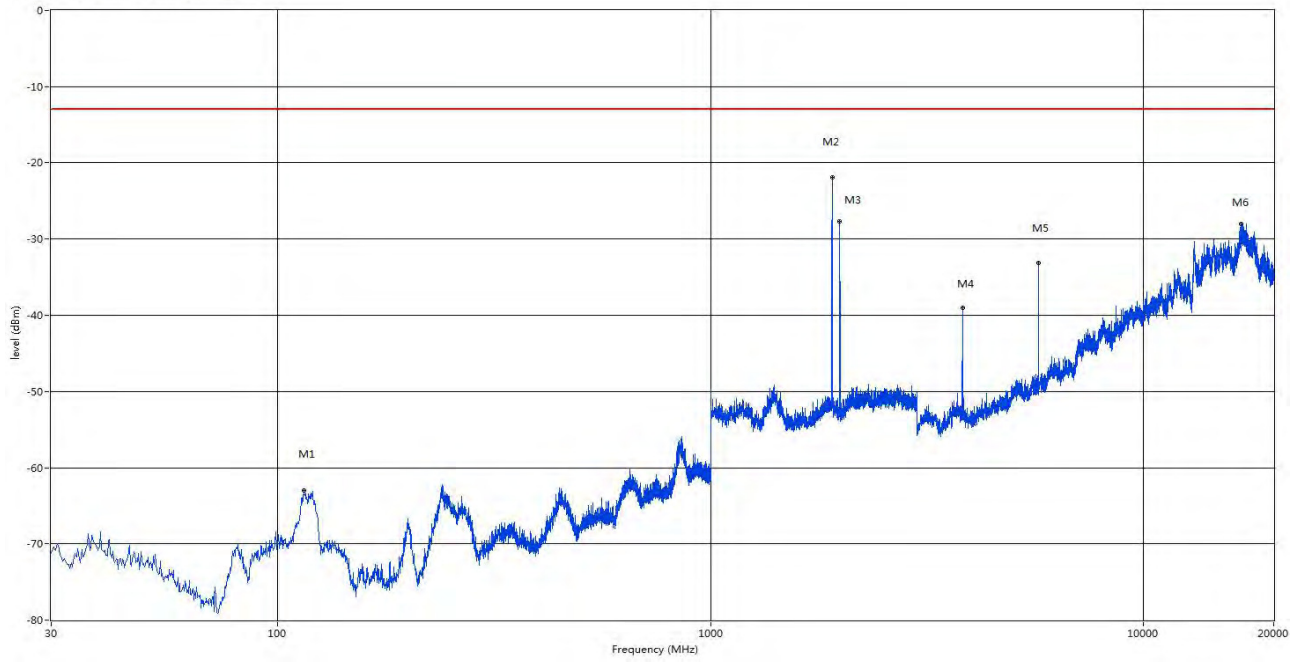
1.6 GSM1900 CH810

RSE Test case_FCC PART22&24&27_FCC PART 24



Frequency (MHz)	Result (dBm)	Factor (dB)	PK Limit (dBm)	Margin (dB)	Table (o)	ANT	EUT	Verdict
30.485	-50.74	-7.28	-13.0	37.74	330.30	Vertical	Vertical	Pass
1909.500	-33.38	9.58	-13.0	20.38	306.20	Vertical	Vertical	N/A
1989.500	-46.94	8.19	-13.0	33.94	77.50	Vertical	Vertical	N/A
3819.000	-41.17	19.84	-13.0	28.17	114.50	Vertical	Vertical	Pass
5730.000	-39.87	22.64	-13.0	26.87	103.20	Vertical	Vertical	Pass
16955.000	-27.44	38.85	-13.0	14.44	345.90	Vertical	Vertical	Pass

RSE Test case_FCC PART22&24&27_FCC PART 24

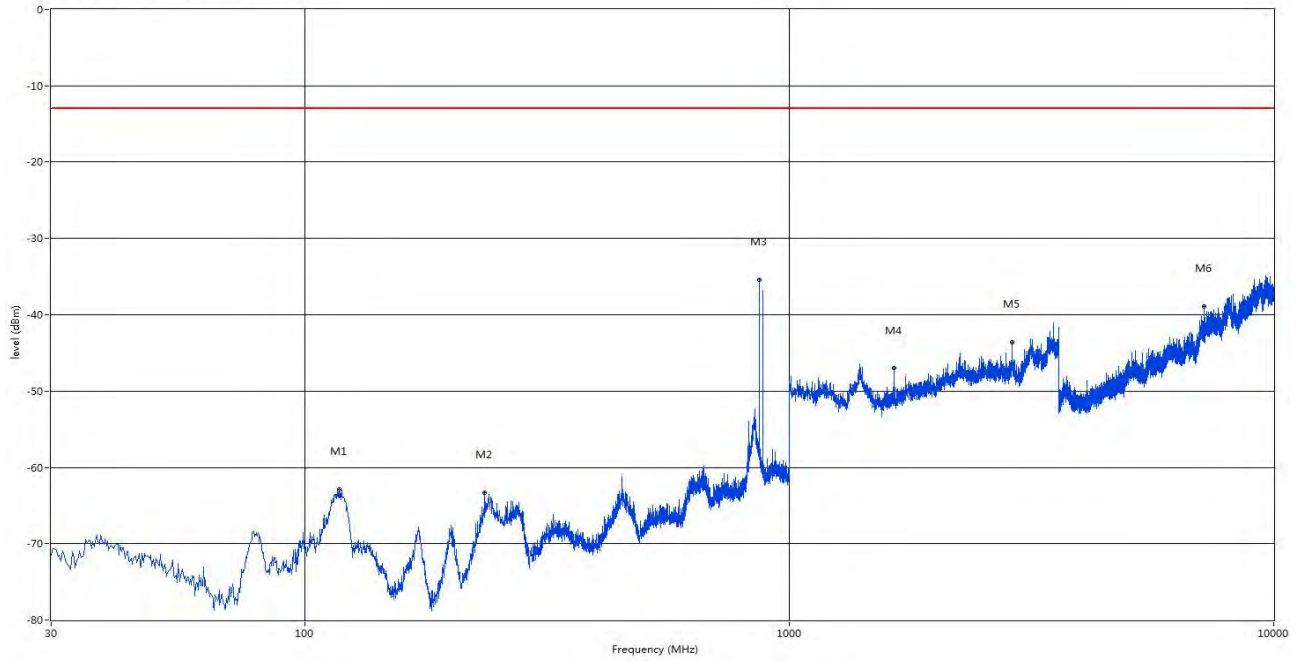


Frequency (MHz)	Result (dBm)	Factor (dB)	PK Limit (dBm)	Margin (dB)	Table (o)	ANT	EUT	Verdict
114.875	-63.00	-5.03	-13.0	50.00	174.20	Horizontal	Horizontal	Pass
1909.500	-21.96	9.58	-13.0	8.96	106.70	Horizontal	Horizontal	N/A
1989.500	-27.69	8.19	-13.0	14.69	3.70	Horizontal	Horizontal	N/A
3819.000	-39.01	19.84	-13.0	26.01	202.20	Horizontal	Horizontal	Pass
5730.000	-33.15	22.64	-13.0	20.15	210.60	Horizontal	Horizontal	Pass
16851.687	-28.04	38.51	-13.0	15.04	129.10	Horizontal	Horizontal	Pass

EGPRS 850

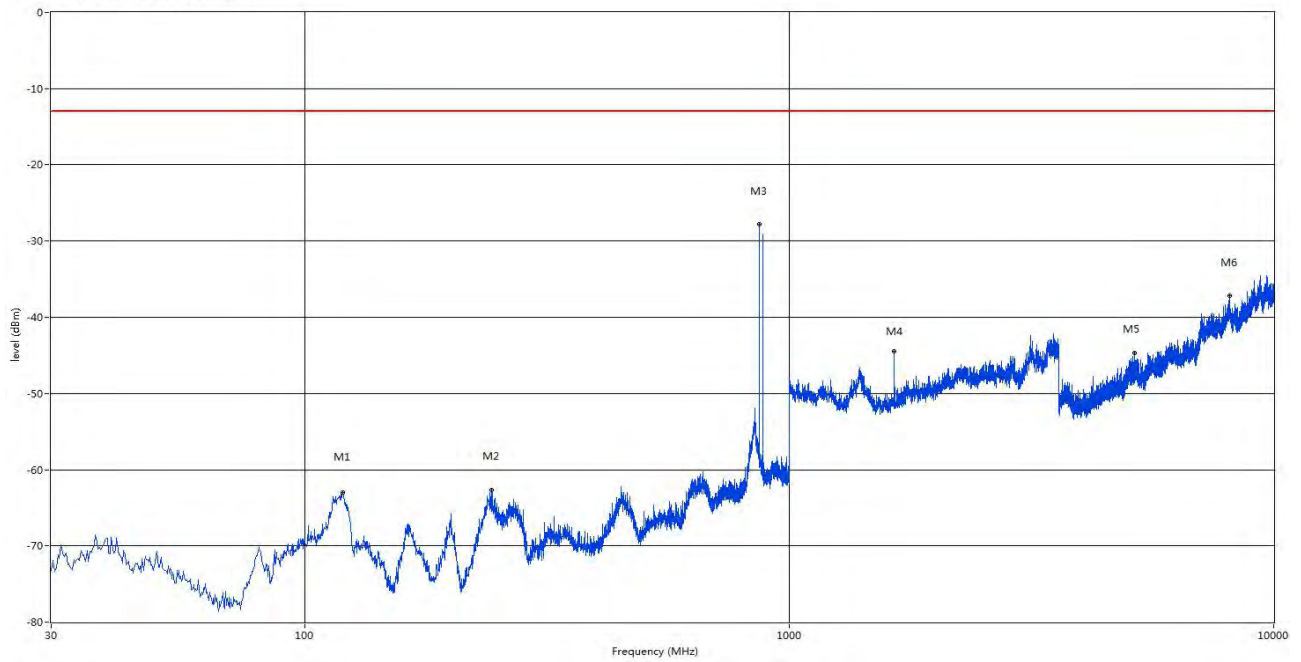
1.7 EGPRS 850 CH128

RSE Test case_FCC PART22&24&27_FCC PART 22



Frequency (MHz)	Result (dBm)	Factor (dB)	PK Limit (dBm)	Margin (dB)	Table (o)	ANT	EUT	Verdict
118.027	-62.90	-6.24	-13.0	49.90	197.90	Horizontal	Horizontal	Pass
235.640	-63.34	1.08	-13.0	50.34	183.40	Horizontal	Horizontal	Pass
869.050	-35.41	9.85	-13.0	22.41	352.70	Horizontal	Horizontal	N/A
1648.050	-46.93	9.95	-13.0	33.93	360.00	Horizontal	Horizontal	Pass
2886.300	-43.59	16.96	-13.0	30.59	129.00	Horizontal	Horizontal	Pass
7180.000	-38.95	27.83	-13.0	25.95	199.70	Horizontal	Horizontal	Pass

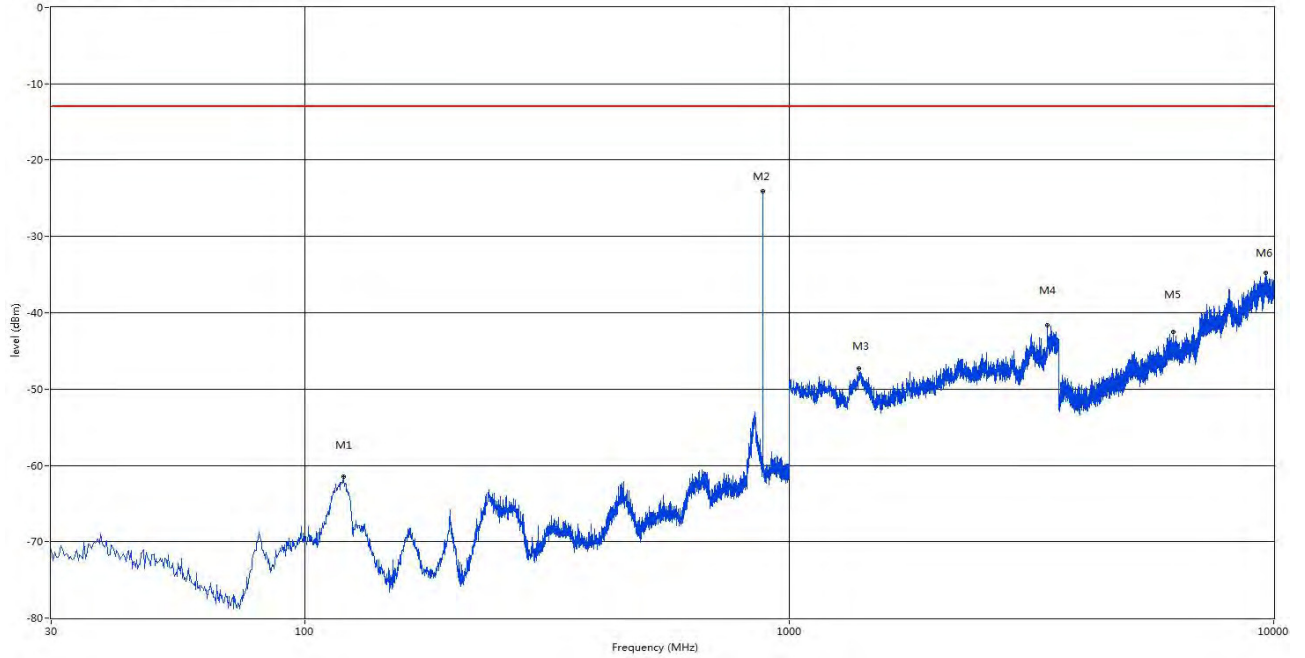
RSE Test case_FCC PART22&24&27_FCC PART 22



Frequency (MHz)	Result (dBm)	Factor (dB)	PK Limit (dBm)	Margin (dB)	Table (o)	ANT	EUT	Verdict
119.967	-63.02	-6.89	-13.0	50.02	179.40	Vertical	Vertical	Pass
242.915	-62.72	1.87	-13.0	49.72	359.80	Vertical	Vertical	Pass
869.292	-27.80	9.82	-13.0	14.80	223.00	Vertical	Vertical	N/A
1648.050	-44.49	9.95	-13.0	31.49	158.30	Vertical	Vertical	Pass
5153.400	-44.70	22.40	-13.0	31.70	72.70	Vertical	Vertical	Pass
8100.000	-37.16	31.89	-13.0	24.16	299.00	Vertical	Vertical	Pass

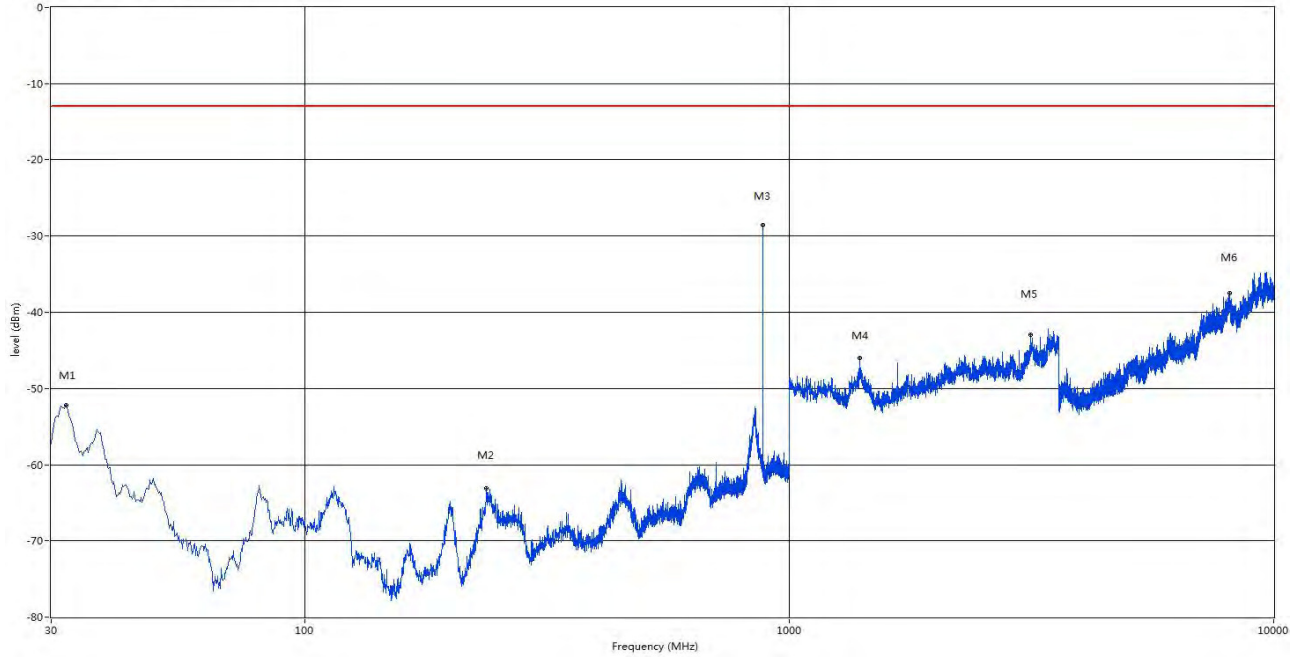
1.8 EGPRS 850 CH190

RSE Test case_FCC PART22&24&27_FCC PART 22



Frequency (MHz)	Result (dBm)	Factor (dB)	PK Limit (dBm)	Margin (dB)	Table (o)	ANT	EUT	Verdict
120.210	-61.47	-6.99	-13.0	48.47	169.30	Horizontal	Horizontal	Pass
881.660	-24.13	8.07	-13.0	11.13	358.80	Horizontal	Horizontal	N/A
1391.300	-47.27	12.18	-13.0	34.27	23.30	Horizontal	Horizontal	Pass
3414.100	-41.61	17.59	-13.0	28.61	301.80	Horizontal	Horizontal	Pass
6208.000	-42.55	24.32	-13.0	29.55	2.00	Horizontal	Horizontal	Pass
9629.000	-34.81	34.23	-13.0	21.81	343.30	Horizontal	Horizontal	Pass

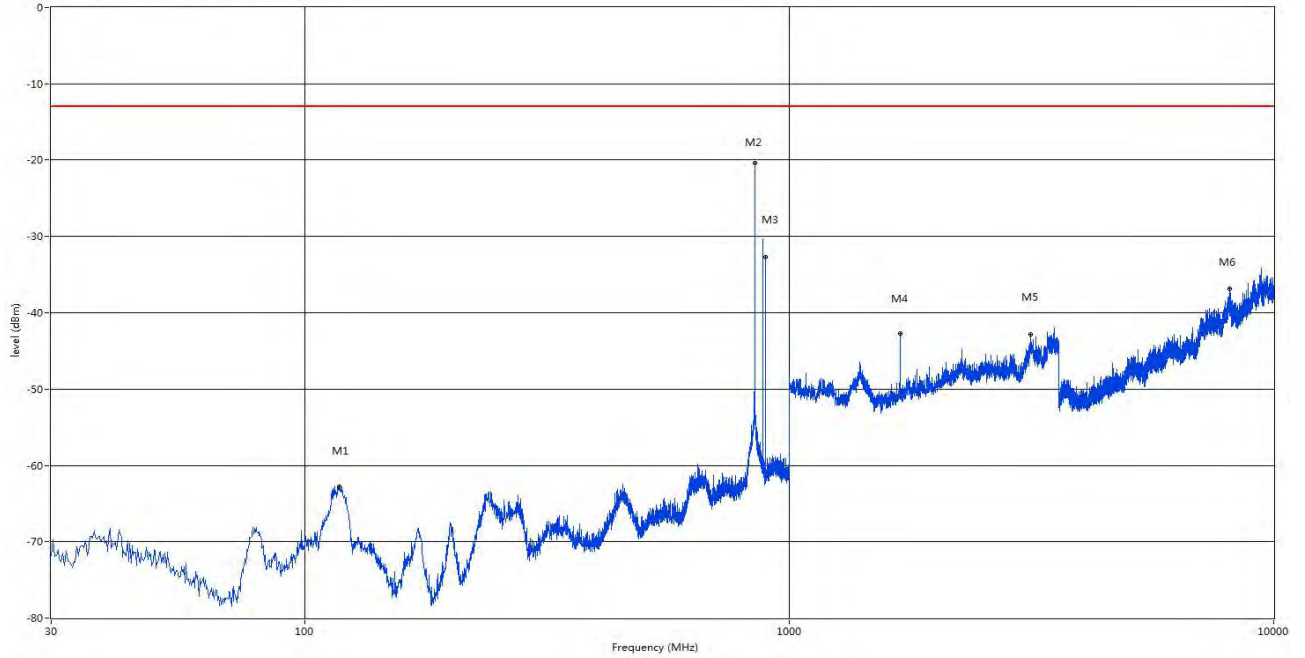
RSE Test case_FCC PART22&24&27_FCC PART 22



Frequency (MHz)	Result (dBm)	Factor (dB)	PK Limit (dBm)	Margin (dB)	Table (o)	ANT	EUT	Verdict
32.182	-52.21	-7.10	-13.0	39.21	318.90	Vertical	Vertical	Pass
237.580	-63.06	1.73	-13.0	50.06	358.20	Vertical	Vertical	Pass
881.660	-28.53	8.07	-13.0	15.53	176.70	Vertical	Vertical	N/A
1400.400	-45.96	12.77	-13.0	32.96	353.20	Vertical	Vertical	Pass
3149.550	-42.93	18.40	-13.0	29.93	322.70	Vertical	Vertical	Pass
8103.000	-37.50	31.86	-13.0	24.50	0.00	Vertical	Vertical	Pass

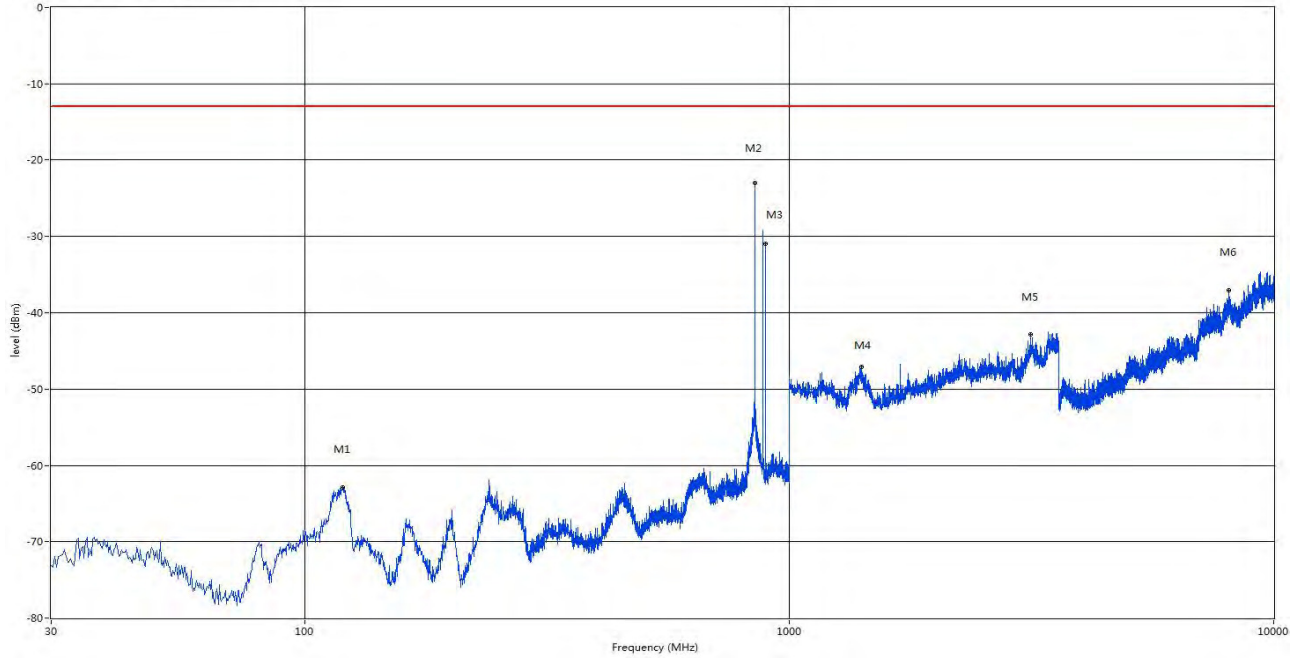
1.9 EGPRS 850 CH251

RSE Test case_FCC PART22&24&27_FCC PART 22



Frequency (MHz)	Result (dBm)	Factor (dB)	PK Limit (dBm)	Margin (dB)	Table (o)	ANT	EUT	Verdict
118.027	-62.80	-6.24	-13.0	49.80	190.80	Horizontal	Horizontal	Pass
848.922	-20.36	13.89	-13.0	7.36	151.70	Horizontal	Horizontal	N/A
893.785	-32.74	6.94	-13.0	19.74	173.00	Horizontal	Horizontal	N/A
1697.450	-42.73	10.55	-13.0	29.73	138.60	Horizontal	Horizontal	Pass
3146.950	-42.84	18.19	-13.0	29.84	1.10	Horizontal	Horizontal	Pass
8113.000	-36.80	31.74	-13.0	23.80	134.40	Horizontal	Horizontal	Pass

RSE Test case_FCC PART22&24&27_FCC PART 22

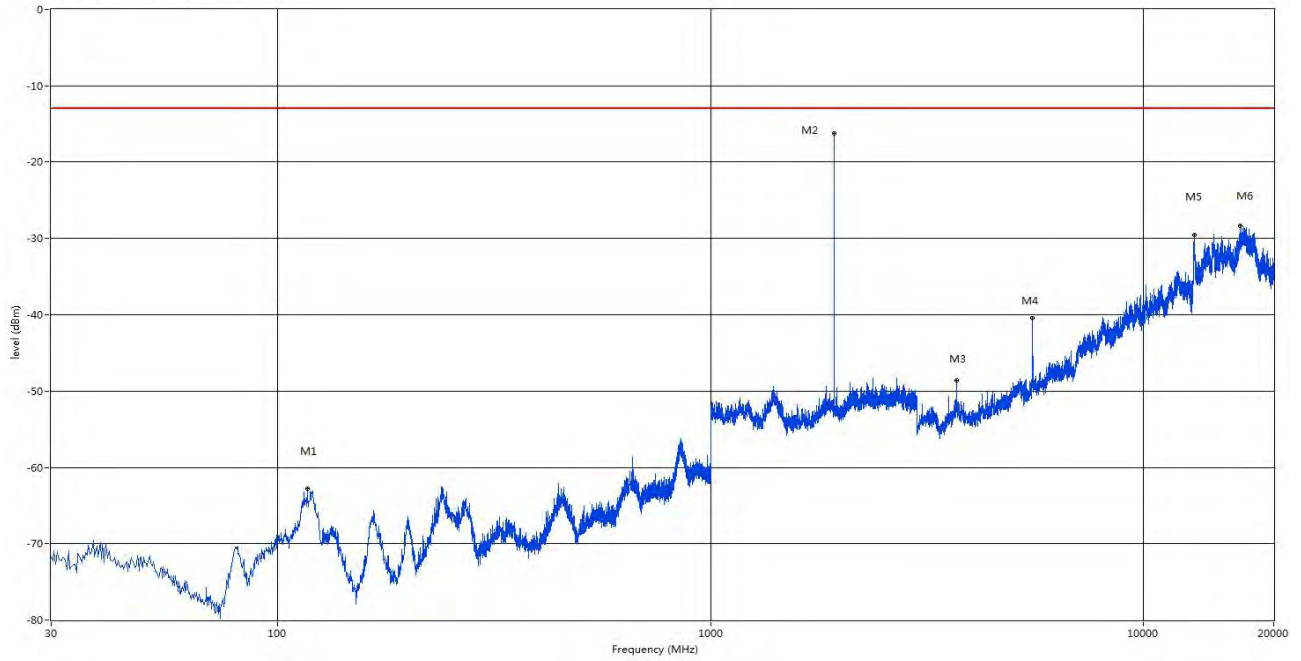


Frequency (MHz)	Result (dBm)	Factor (dB)	PK Limit (dBm)	Margin (dB)	Table (o)	ANT	EUT	Verdict
119.725	-62.90	-6.80	-13.0	49.90	210.80	Vertical	Vertical	Pass
848.680	-23.04	13.85	-13.0	10.04	323.50	Vertical	Vertical	N/A
893.785	-30.91	6.94	-13.0	17.91	168.80	Vertical	Vertical	N/A
1411.450	-47.11	12.03	-13.0	34.11	93.80	Vertical	Vertical	Pass
3146.300	-42.86	18.05	-13.0	29.86	0.00	Vertical	Vertical	Pass
8083.000	-37.03	31.85	-13.0	24.03	358.10	Vertical	Vertical	Pass

EGPRS 1900

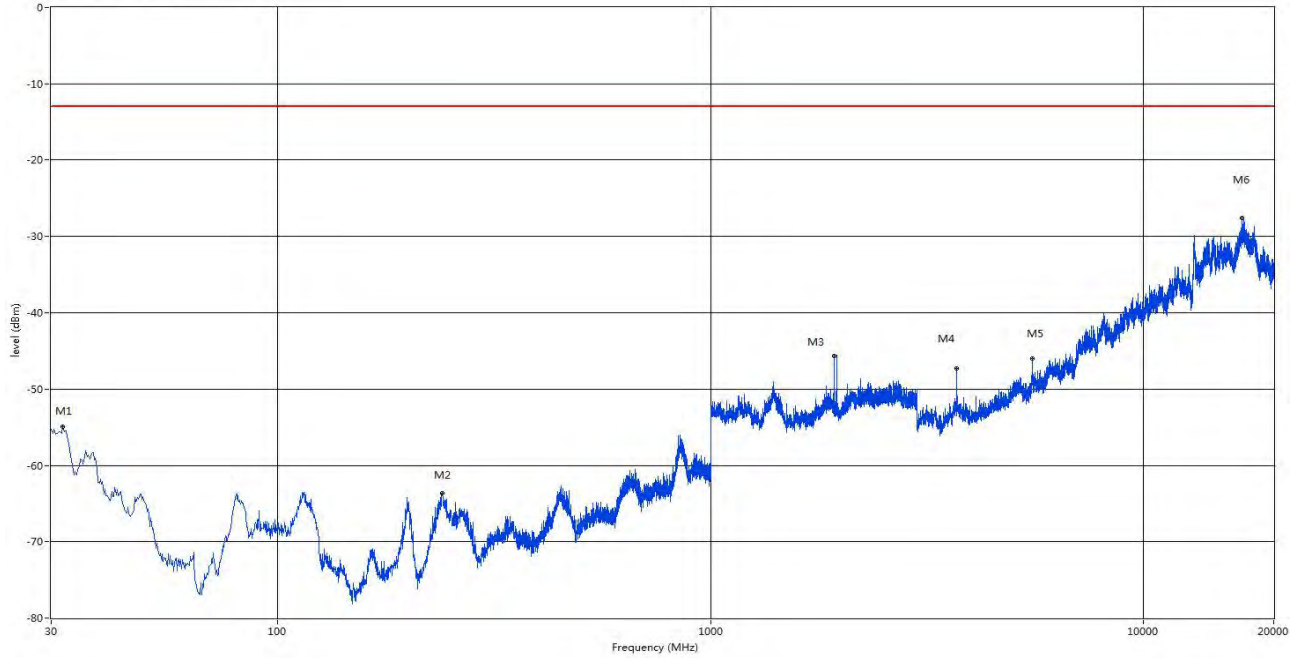
1.10 EGPRS 1900 CH512

RSE Test case_FCC PART22&24&27_FCC PART 24



Frequency (MHz)	Result (dBm)	Factor (dB)	PK Limit (dBm)	Margin (dB)	Table (o)	ANT	EUT	Verdict
117.058	-62.76	-5.82	-13.0	49.76	151.00	Horizontal	Horizontal	Pass
1930.000	-16.23	8.78	-13.0	3.23	2.60	Horizontal	Horizontal	N/A
3699.562	-48.58	19.43	-13.0	35.58	288.50	Horizontal	Horizontal	Pass
5549.625	-40.48	22.86	-13.0	27.48	199.40	Horizontal	Horizontal	Pass
13090.750	-29.53	41.96	-13.0	16.53	2.10	Horizontal	Horizontal	Pass
16713.938	-28.29	38.21	-13.0	15.29	175.40	Horizontal	Horizontal	Pass

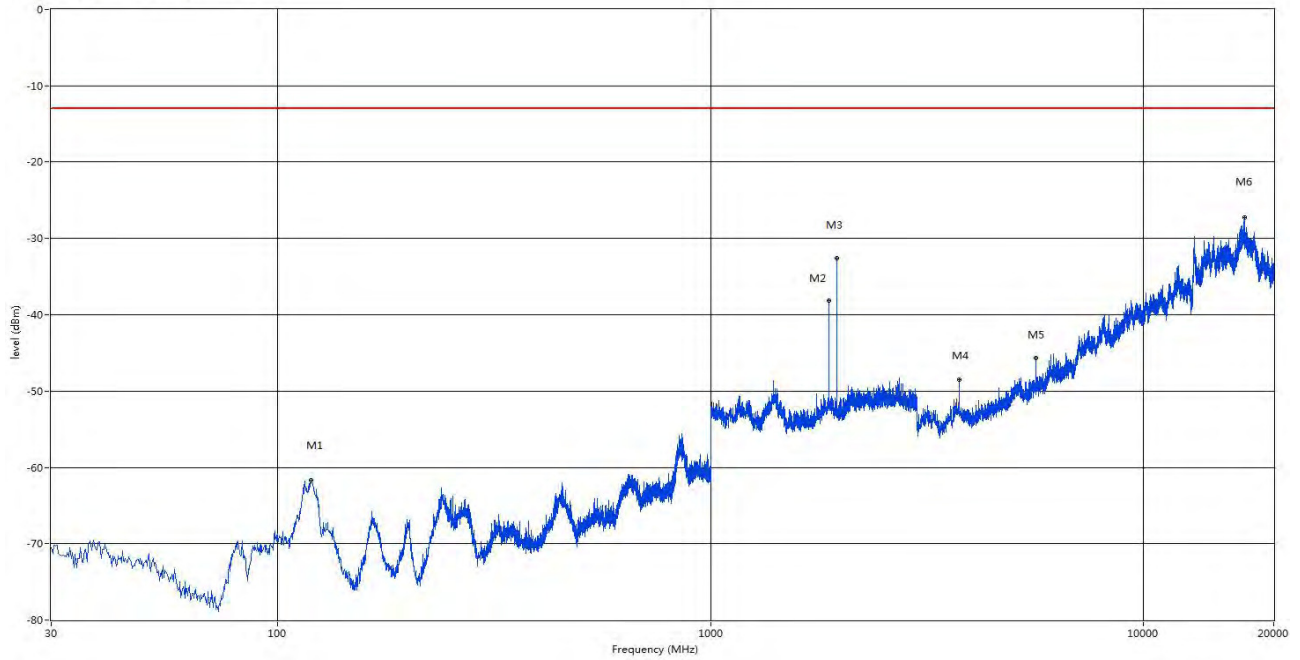
RSE Test case_FCC PART22&24&27_FCC PART 24



Frequency (MHz)	Result (dBm)	Factor (dB)	PK Limit (dBm)	Margin (dB)	Table (o)	ANT	EUT	Verdict
31.940	-54.97	-7.02	-13.0	41.97	359.20	Vertical	Vertical	Pass
239.762	-63.62	2.73	-13.0	50.62	124.40	Vertical	Vertical	Pass
1930.000	-45.68	8.78	-13.0	32.68	261.80	Vertical	Vertical	N/A
3699.562	-47.34	19.43	-13.0	34.34	126.50	Vertical	Vertical	Pass
5549.625	-46.02	22.86	-13.0	33.02	160.90	Vertical	Vertical	Pass
16916.938	-27.53	38.81	-13.0	14.53	266.90	Vertical	Vertical	Pass

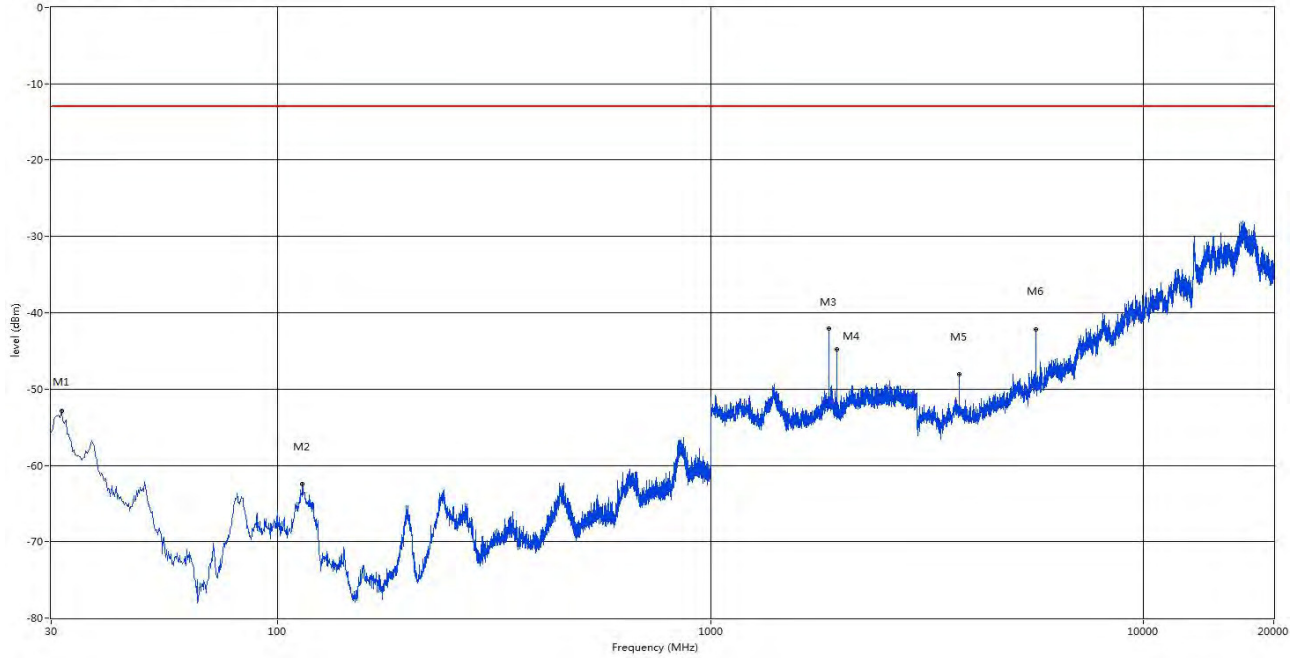
1.11 EGPRS 1900 CH661

RSE Test case_FCC PART22&24&27_FCC PART 24



Frequency (MHz)	Result (dBm)	Factor (dB)	PK Limit (dBm)	Margin (dB)	Table (o)	ANT	EUT	Verdict
119.482	-61.70	-6.77	-13.0	48.70	152.60	Horizontal	Horizontal	Pass
1879.500	-38.17	9.54	-13.0	25.17	114.90	Horizontal	Horizontal	N/A
1959.500	-32.62	8.71	-13.0	19.62	359.80	Horizontal	Horizontal	N/A
3760.500	-48.46	19.71	-13.0	35.46	214.80	Horizontal	Horizontal	Pass
5639.813	-45.62	22.83	-13.0	32.62	187.70	Horizontal	Horizontal	Pass
17096.375	-27.23	39.76	-13.0	14.23	52.00	Horizontal	Horizontal	Pass

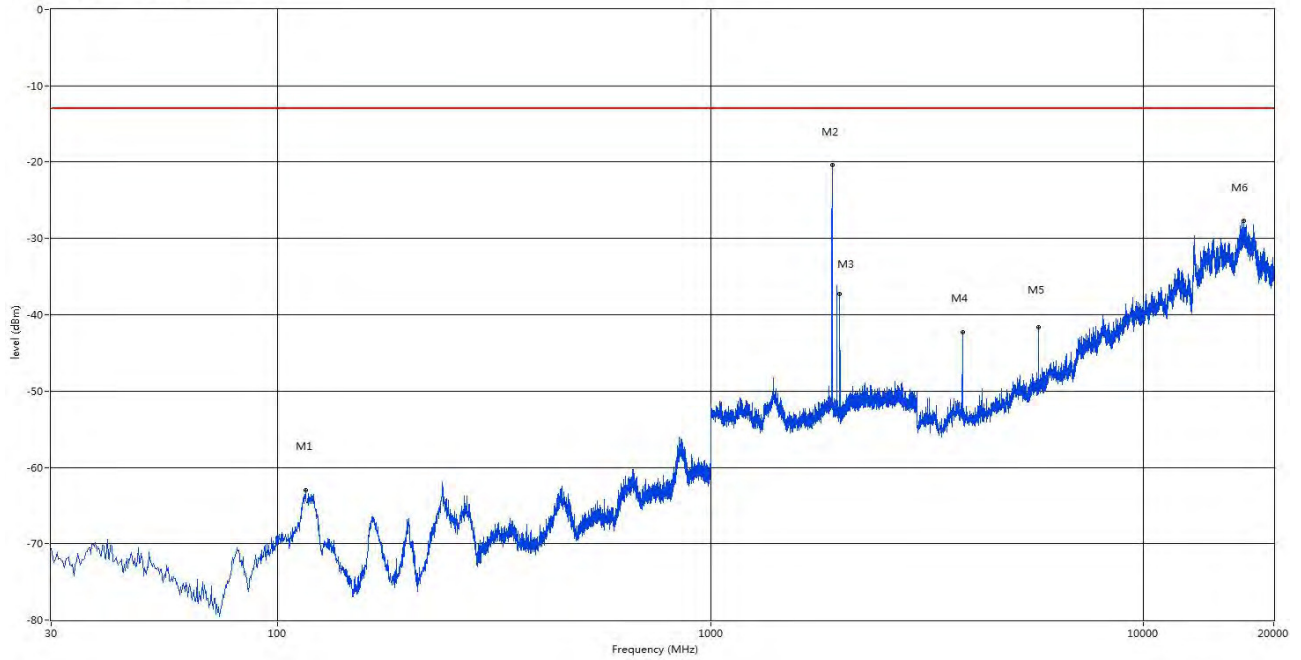
RSE Test case_FCC PART22&24&27_FCC PART 24



Frequency (MHz)	Result (dBm)	Factor (dB)	PK Limit (dBm)	Margin (dB)	Table (o)	ANT	EUT	Verdict
31.698	-52.82	-7.05	-13.0	39.82	302.30	Vertical	Vertical	Pass
114.147	-62.51	-5.09	-13.0	49.51	56.70	Vertical	Vertical	Pass
1880.000	-42.10	9.54	-13.0	29.10	209.20	Vertical	Vertical	N/A
1959.500	-44.79	8.71	-13.0	31.79	158.10	Vertical	Vertical	N/A
3760.500	-48.11	19.71	-13.0	35.11	127.50	Vertical	Vertical	Pass
5639.813	-42.17	22.83	-13.0	29.17	68.80	Vertical	Vertical	Pass

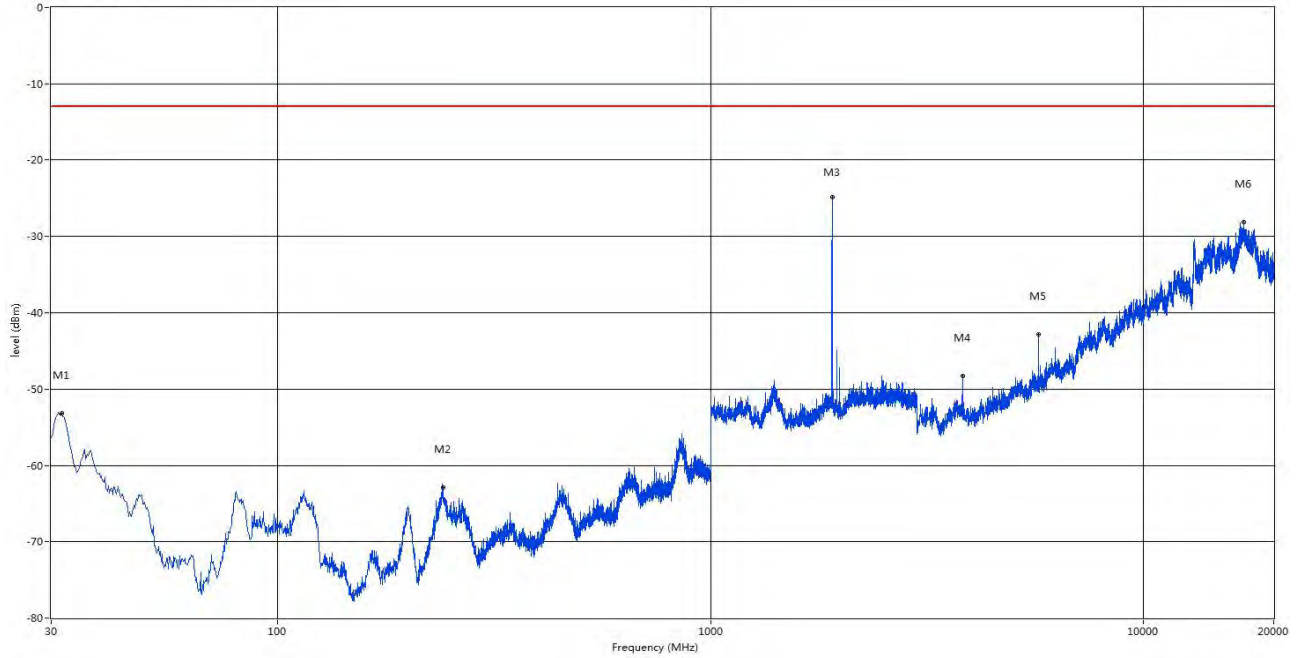
1.12 EGPRS 1900 CH810

RSE Test case_FCC PART22&24&27_FCC PART 24



Frequency (MHz)	Result (dBm)	Factor (dB)	PK Limit (dBm)	Margin (dB)	Table (o)	ANT	EUT	Verdict
116.088	-63.02	-5.45	-13.0	50.02	194.20	Horizontal	Horizontal	Pass
1909.500	-20.42	9.58	-13.0	7.42	99.00	Horizontal	Horizontal	N/A
1989.500	-37.29	8.19	-13.0	24.29	5.50	Horizontal	Horizontal	N/A
3819.000	-42.33	19.84	-13.0	29.33	197.80	Horizontal	Horizontal	Pass
5730.000	-41.65	22.64	-13.0	28.65	163.20	Horizontal	Horizontal	Pass
17054.687	-27.65	39.38	-13.0	14.65	229.00	Horizontal	Horizontal	Pass

RSE Test case_FCC PART22&24&27_FCC PART 24



Frequency (MHz)	Result (dBm)	Factor (dB)	PK Limit (dBm)	Margin (dB)	Table (o)	ANT	EUT	Verdict
31.698	-53.15	-7.05	-13.0	40.15	342.40	Vertical	Vertical	Pass
241.218	-62.92	2.41	-13.0	49.92	249.90	Vertical	Vertical	Pass
1909.500	-24.82	9.58	-13.0	11.82	62.10	Vertical	Vertical	N/A
3819.000	-48.26	19.84	-13.0	35.26	28.20	Vertical	Vertical	Pass
5730.000	-42.84	22.64	-13.0	29.84	192.30	Vertical	Vertical	Pass
17071.000	-28.16	39.53	-13.0	15.16	166.40	Vertical	Vertical	Pass

2. WCDMA

Band 2

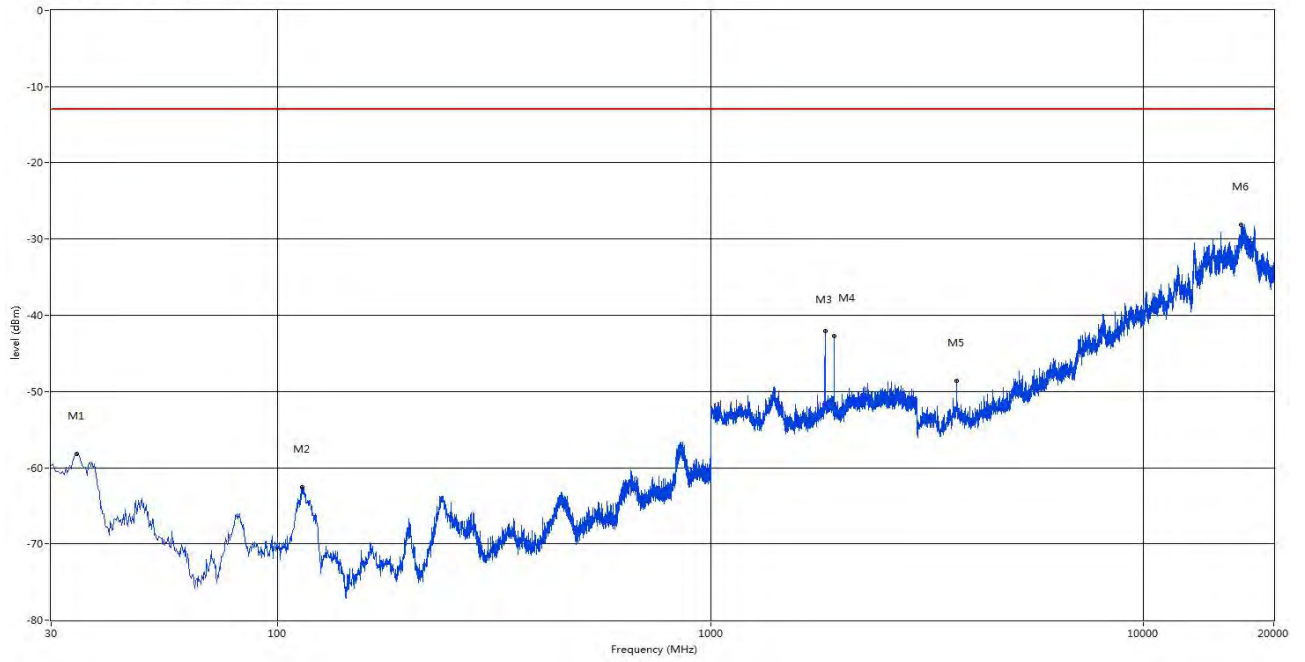
2.1 CH9262

RSE Test case_FCC PART22&24&27_FCC PART 24



Frequency (MHz)	Result (dBm)	Factor (dB)	PK Limit (dBm)	Margin (dB)	Table (o)	ANT	EUT	Verdict
119.725	-63.48	-6.85	-13.0	50.48	213.60	Horizontal	Horizontal	Pass
239.520	-62.31	2.63	-13.0	49.31	169.30	Horizontal	Horizontal	Pass
1840.500	-36.97	9.44	-13.0	23.97	6.40	Horizontal	Horizontal	N/A
1931.000	-20.88	8.76	-13.0	7.88	2.10	Horizontal	Horizontal	N/A
3704.438	-46.66	19.75	-13.0	33.66	351.40	Horizontal	Horizontal	Pass
17098.188	-28.16	39.78	-13.0	15.16	128.00	Horizontal	Horizontal	Pass

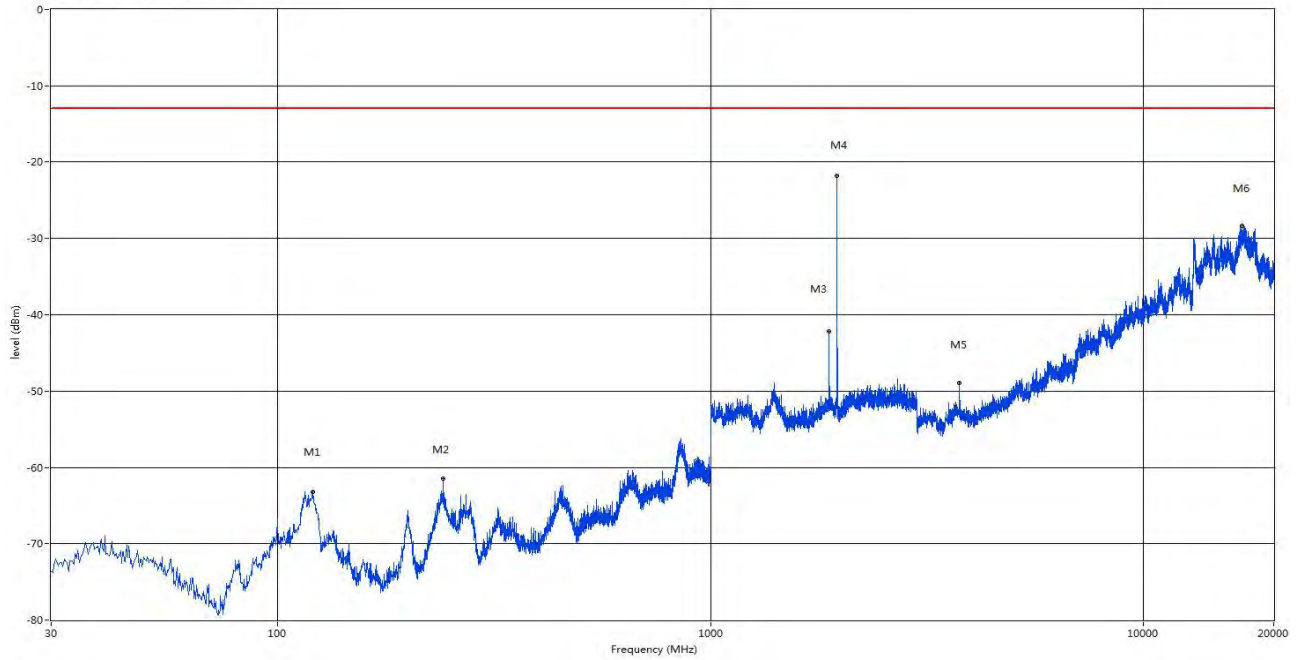
RSE Test case_FCC PART22&24&27_FCC PART 24



Frequency (MHz)	Result (dBm)	Factor (dB)	PK Limit (dBm)	Margin (dB)	Table (o)	ANT	EUT	Verdict
34.365	-58.23	-6.52	-13.0	45.23	1.60	Vertical	Vertical	Pass
113.905	-62.57	-5.12	-13.0	49.57	0.00	Vertical	Vertical	Pass
1840.500	-42.12	9.44	-13.0	29.12	50.30	Vertical	Vertical	N/A
1933.000	-42.76	8.63	-13.0	29.76	74.40	Vertical	Vertical	N/A
3702.000	-48.60	19.62	-13.0	35.60	336.10	Vertical	Vertical	Pass
16786.437	-28.08	38.20	-13.0	15.08	66.00	Vertical	Vertical	Pass

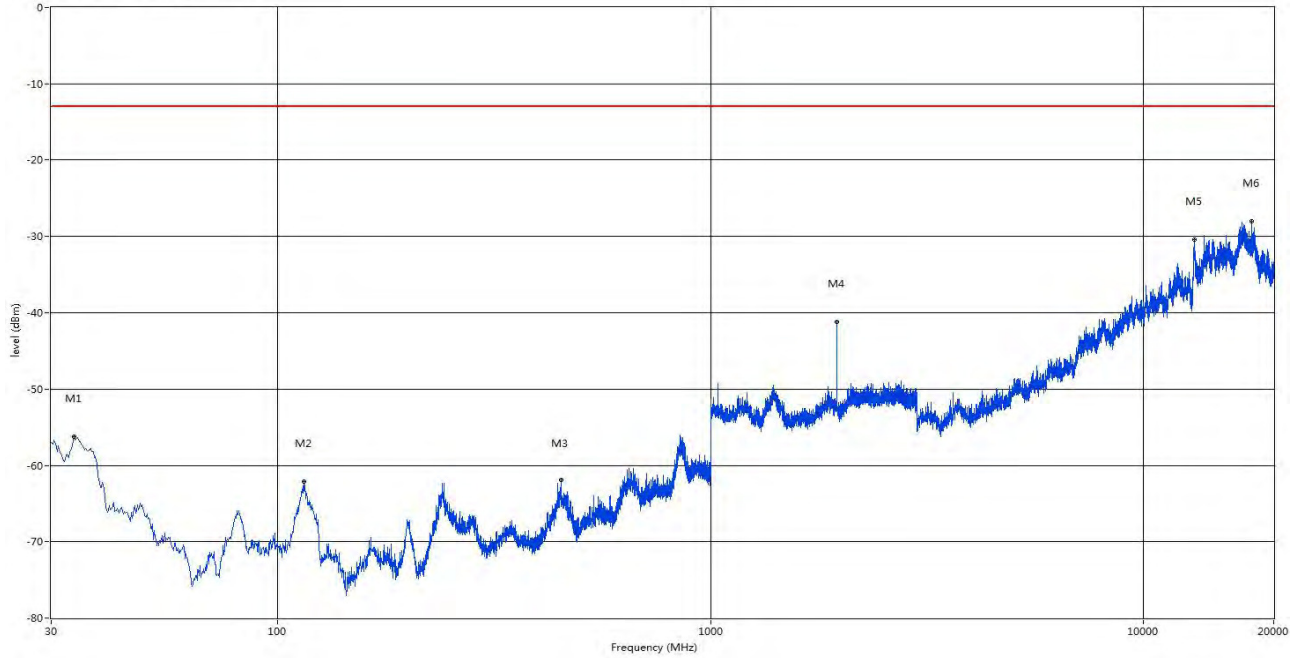
2.2 CH9400

RSE Test case_FCC PART22&24&27_FCC PART 24



Frequency (MHz)	Result (dBm)	Factor (dB)	PK Limit (dBm)	Margin (dB)	Table (o)	ANT	EUT	Verdict
120.695	-63.22	-7.26	-13.0	50.22	168.30	Horizontal	Horizontal	Pass
241.460	-61.42	2.33	-13.0	48.42	175.30	Horizontal	Horizontal	Pass
1878.500	-42.20	9.54	-13.0	29.20	119.40	Horizontal	Horizontal	N/A
1960.000	-21.83	8.64	-13.0	8.83	0.00	Horizontal	Horizontal	N/A
3758.063	-48.97	19.68	-13.0	35.97	202.10	Horizontal	Horizontal	Pass
16904.250	-28.33	38.80	-13.0	15.33	326.10	Horizontal	Horizontal	Pass

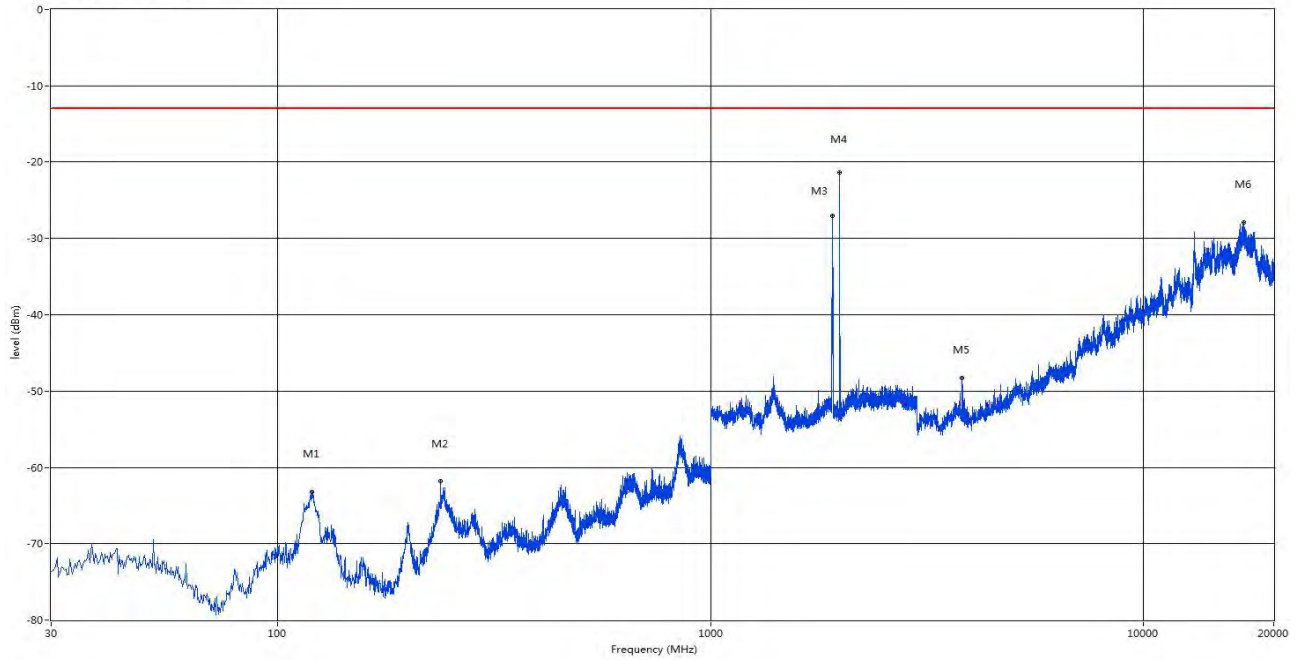
RSE Test case_FCC PART22&24&27_FCC PART 24



Frequency (MHz)	Result (dBm)	Factor (dB)	PK Limit (dBm)	Margin (dB)	Table (o)	ANT	EUT	Verdict
33.880	-56.27	-6.65	-13.0	43.27	347.20	Vertical	Vertical	Pass
115.118	-62.08	-5.07	-13.0	49.08	62.10	Vertical	Vertical	Pass
451.222	-61.95	3.09	-13.0	48.95	158.90	Vertical	Vertical	Pass
1961.000	-41.25	8.49	-13.0	28.25	77.20	Vertical	Vertical	N/A
13101.625	-30.41	42.49	-13.0	17.41	112.90	Vertical	Vertical	Pass
17801.437	-28.00	38.92	-13.0	15.00	168.80	Vertical	Vertical	Pass

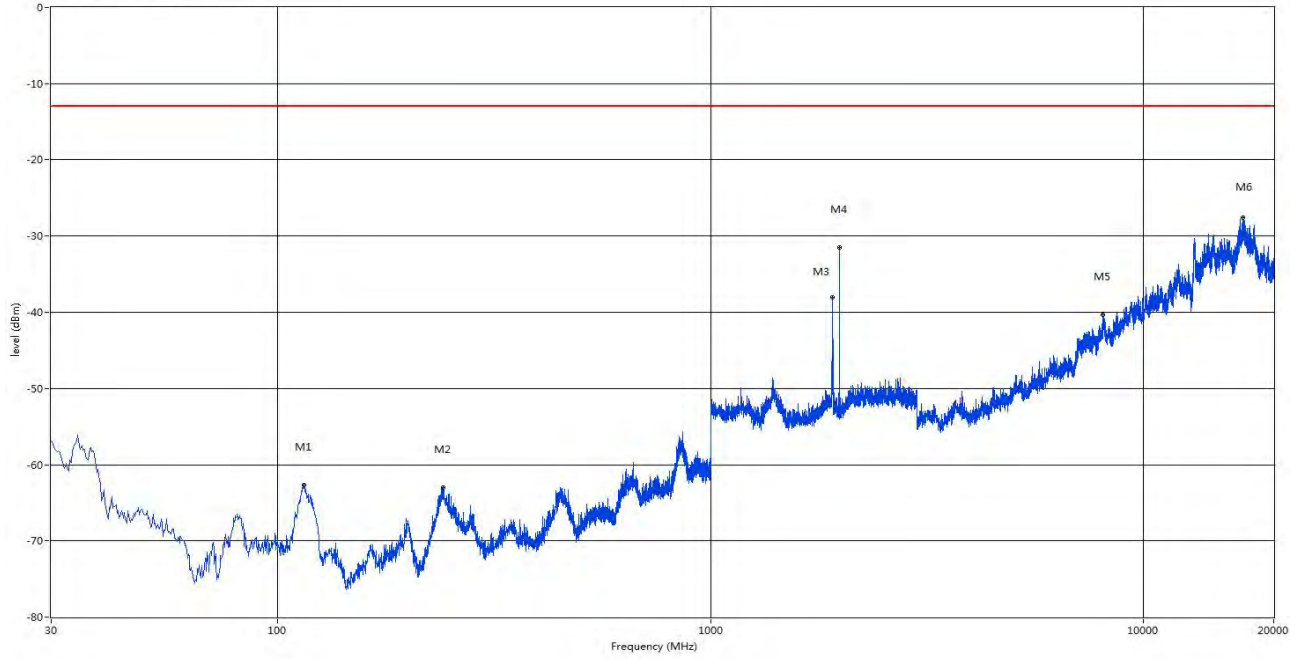
2.3 CH 9538

RSE Test case_FCC PART22&24&27_FCC PART 24



Frequency (MHz)	Result (dBm)	Factor (dB)	PK Limit (dBm)	Margin (dB)	Table (o)	ANT	EUT	Verdict
119.967	-63.20	-6.94	-13.0	50.20	191.90	Horizontal	Horizontal	Pass
238.307	-61.85	2.12	-13.0	48.85	114.50	Horizontal	Horizontal	Pass
1916.500	-27.00	9.57	-13.0	14.00	129.00	Horizontal	Horizontal	N/A
1988.500	-21.39	8.22	-13.0	8.39	0.10	Horizontal	Horizontal	N/A
3816.562	-48.26	19.81	-13.0	35.26	178.40	Horizontal	Horizontal	Pass
17065.562	-27.86	39.48	-13.0	14.86	89.70	Horizontal	Horizontal	Pass

RSE Test case_FCC PART22&24&27_FCC PART 24

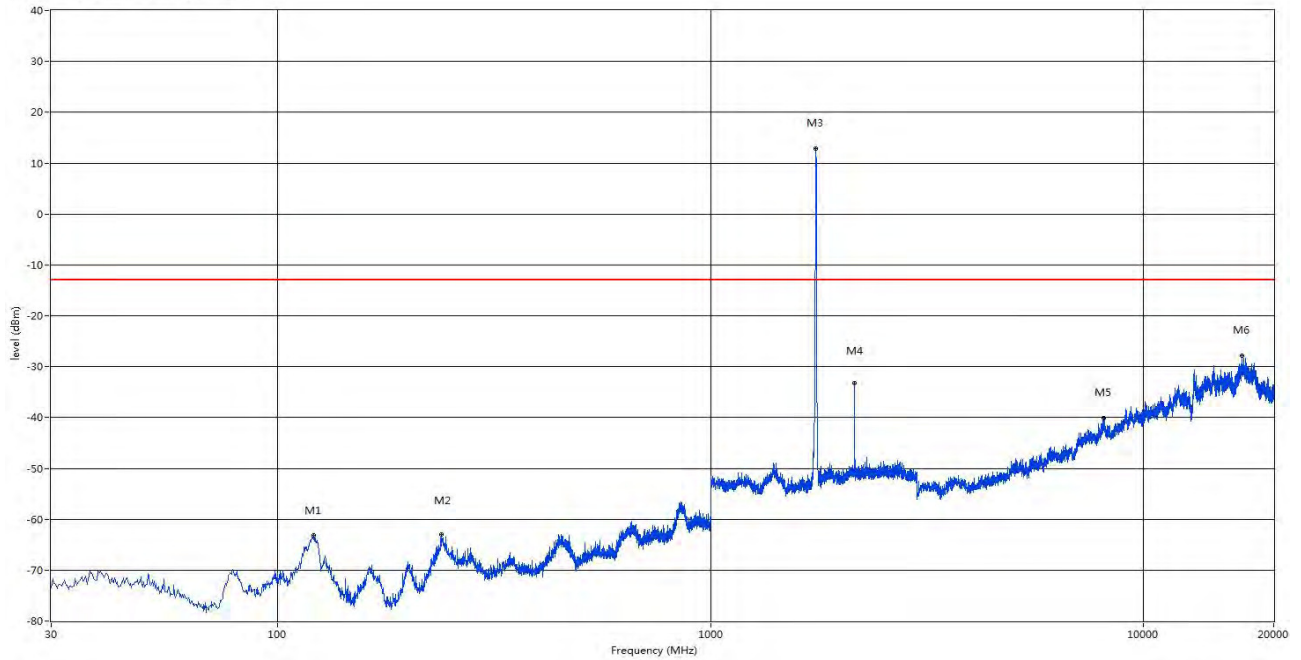


Frequency (MHz)	Result (dBm)	Factor (dB)	PK Limit (dBm)	Margin (dB)	Table (o)	ANT	EUT	Verdict
115.118	-62.65	-5.07	-13.0	49.65	45.90	Vertical	Vertical	Pass
241.702	-62.96	2.25	-13.0	49.96	153.90	Vertical	Vertical	Pass
1916.500	-38.04	9.57	-13.0	25.04	93.20	Vertical	Vertical	N/A
1987.000	-31.45	8.24	-13.0	18.45	74.10	Vertical	Vertical	N/A
8048.062	-40.34	31.32	-13.0	27.34	336.40	Vertical	Vertical	Pass
16965.875	-27.62	38.85	-13.0	14.62	270.20	Vertical	Vertical	Pass

Band 4

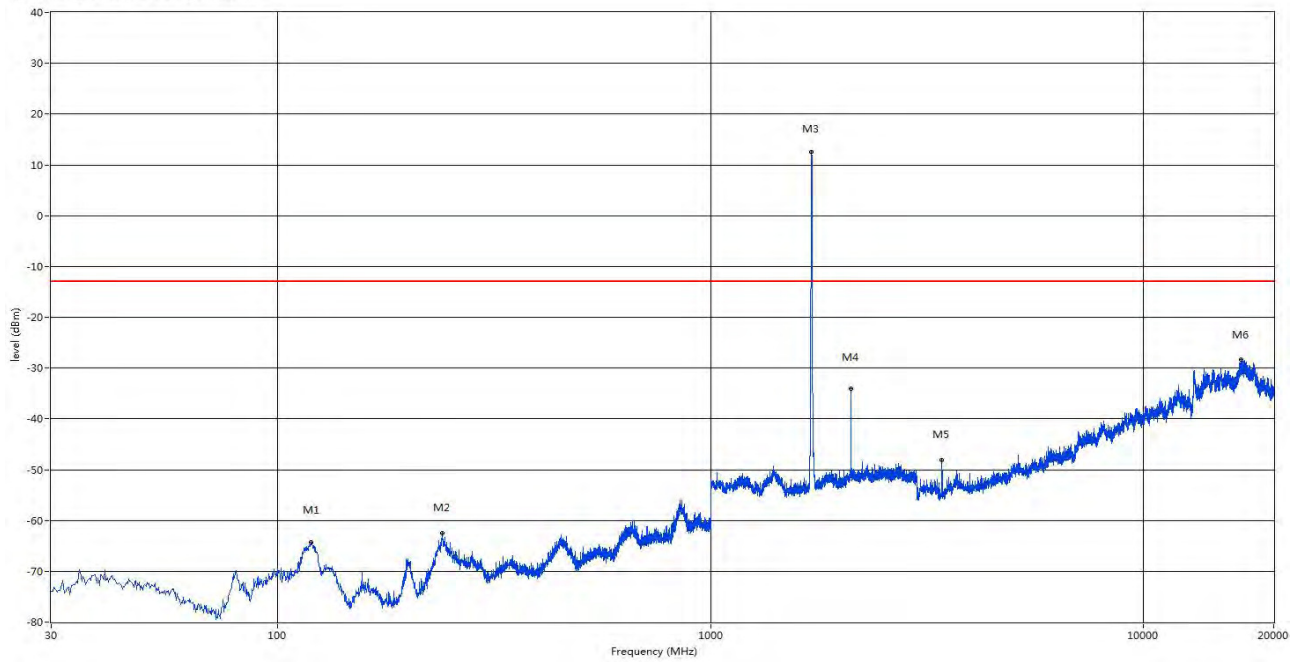
2.4 CH 1312

RSE Test case_FCC PART22&24&27_FCC PART 24



Frequency (MHz)	Result (dBm)	Factor (dB)	PK Limit (dBm)	Margin (dB)	Table (o)	ANT	EUT	Verdict
120.938	-63.19	-7.37	-13.0	50.19	208.20	Horizontal	Horizontal	Pass
239.278	-63.02	2.53	-13.0	50.02	42.40	Horizontal	Horizontal	Pass
1751.500	12.87	7.63	-13.0	-25.87	283.60	Horizontal	Horizontal	N/A
2151.500	-33.24	9.52	-13.0	20.24	14.70	Horizontal	Horizontal	N/A
8079.750	-40.09	31.81	-13.0	27.09	21.10	Horizontal	Horizontal	Pass
16904.250	-27.83	38.80	-13.0	14.83	360.40	Horizontal	Horizontal	Pass

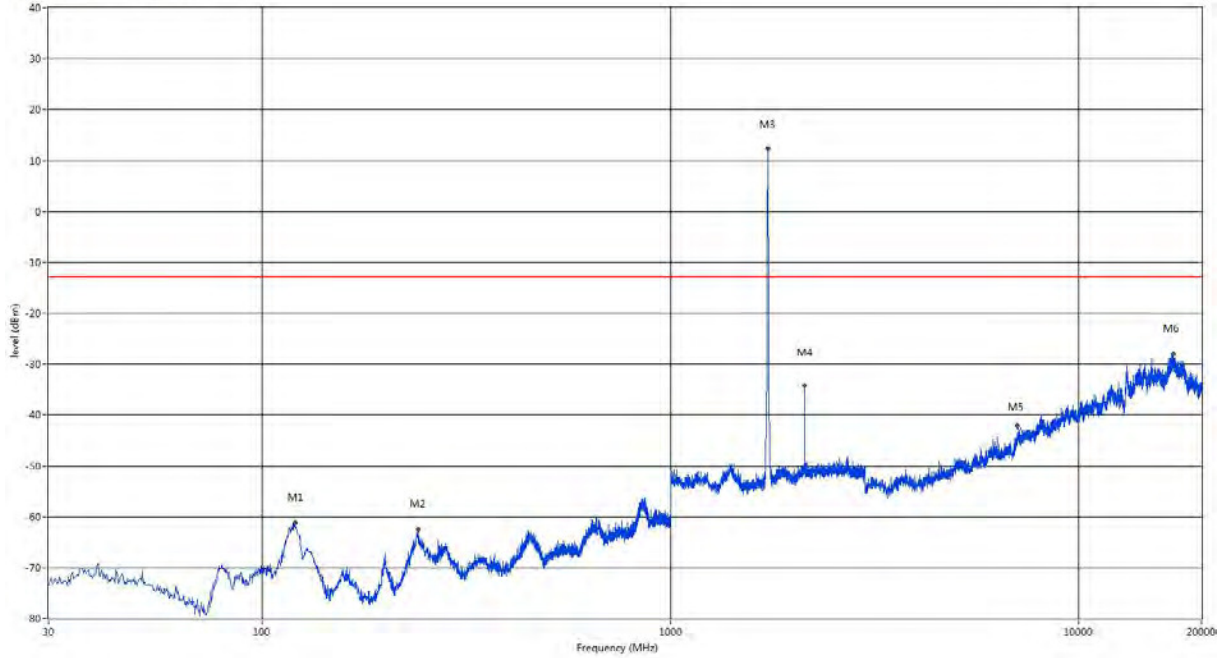
RSE Test case_FCC PART22&24&27_FCC PART 24



Frequency (MHz)	Result (dBm)	Factor (dB)	PK Limit (dBm)	Margin (dB)	Table (o)	ANT	EUT	Verdict
119.725	-64.33	-6.85	-13.0	51.33	199.20	Vertical	Vertical	Pass
240.005	-62.48	2.83	-13.0	49.48	105.40	Vertical	Vertical	Pass
1711.000	12.60	7.33	-13.0	-25.60	360.80	Vertical	Vertical	N/A
2111.500	-34.02	10.13	-13.0	21.02	131.30	Vertical	Vertical	N/A
3426.563	-48.05	17.09	-13.0	35.05	194.80	Vertical	Vertical	Pass
16822.688	-28.30	38.34	-13.0	15.30	157.00	Vertical	Vertical	Pass

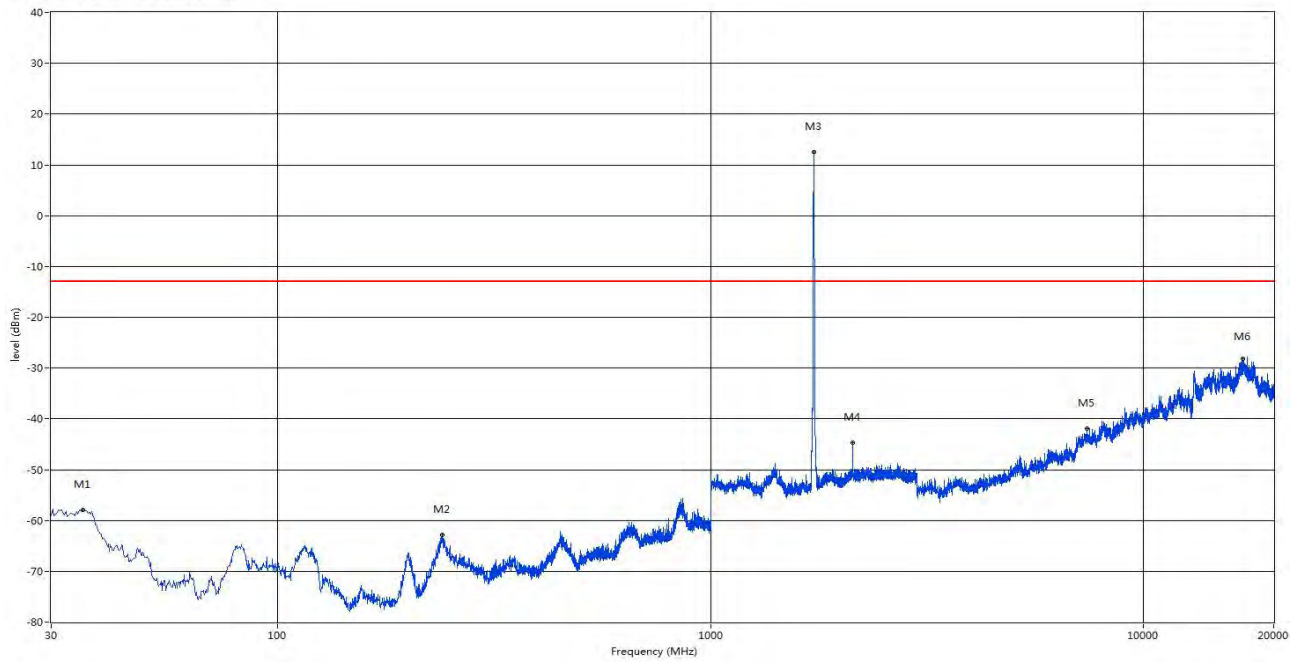
2.5 CH 1412

RSE Test case_FCC PART2&24B27_FCC PART 24



Frequency (MHz)	Result (dBm)	Factor (dB)	PK Limit (dBm)	Margin (dB)	Table (o)	ANT	EUT	Verdict
120.452	-61.23	-7.15	-13.0	48.23	186.50	Horizontal	Horizontal	Pass
240.732	-62.48	2.58	-13.0	49.48	257.50	Horizontal	Horizontal	Pass
1733.500	12.41	7.26	-13.0	-25.41	40.00	Horizontal	Horizontal	N/A
2133.000	-34.16	9.98	-13.0	21.16	16.40	Horizontal	Horizontal	N/A
7892.625	-42.20	28.0	-13.0	29.20	322.40	Horizontal	Horizontal	Pass
17094.563	-28.08	39.74	-13.0	15.08	291.20	Horizontal	Horizontal	Pass

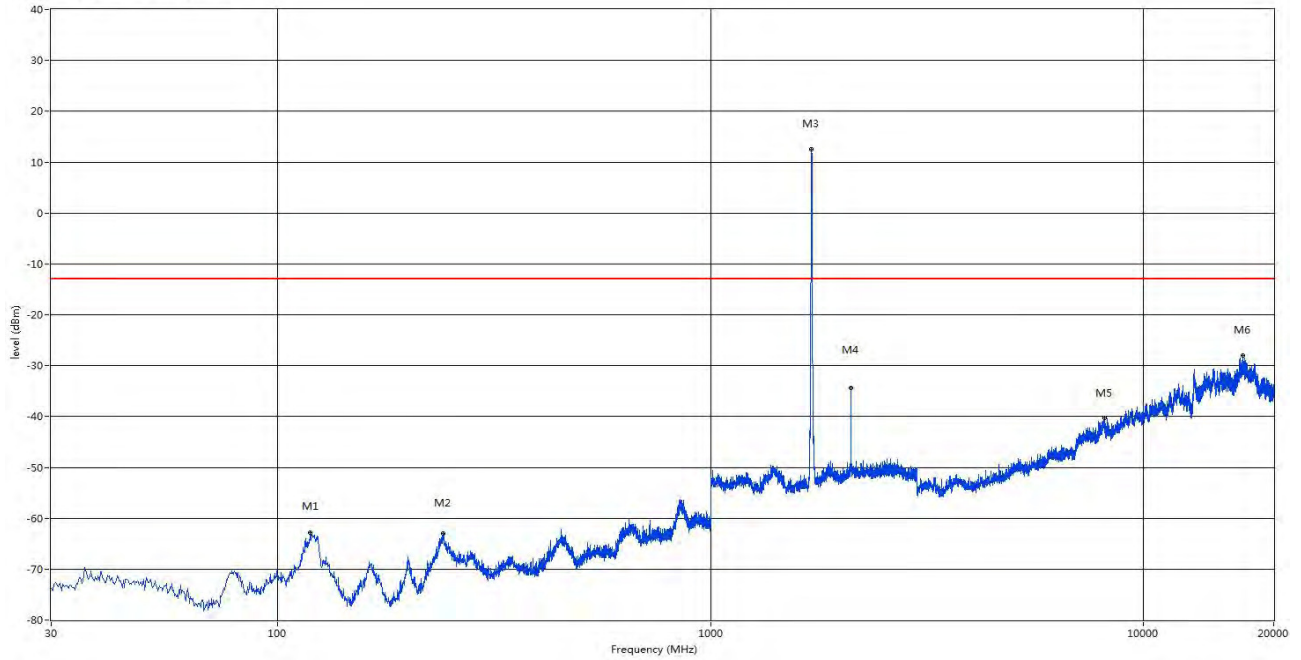
RSE Test case_FCC PART22&24&27_FCC PART 24



Frequency (MHz)	Result (dBm)	Factor (dB)	PK Limit (dBm)	Margin (dB)	Table (o)	ANT	EUT	Verdict
35.578	-57.94	-6.28	-13.0	44.94	340.50	Vertical	Vertical	Pass
240.248	-62.82	2.75	-13.0	49.82	145.40	Vertical	Vertical	Pass
1733.500	12.57	7.26	-13.0	-25.57	85.70	Vertical	Vertical	N/A
2131.000	-44.61	10.08	-13.0	31.61	218.80	Vertical	Vertical	N/A
7392.375	-41.83	28.85	-13.0	28.83	28.20	Vertical	Vertical	Pass
16942.312	-28.25	38.83	-13.0	15.25	200.70	Vertical	Vertical	Pass

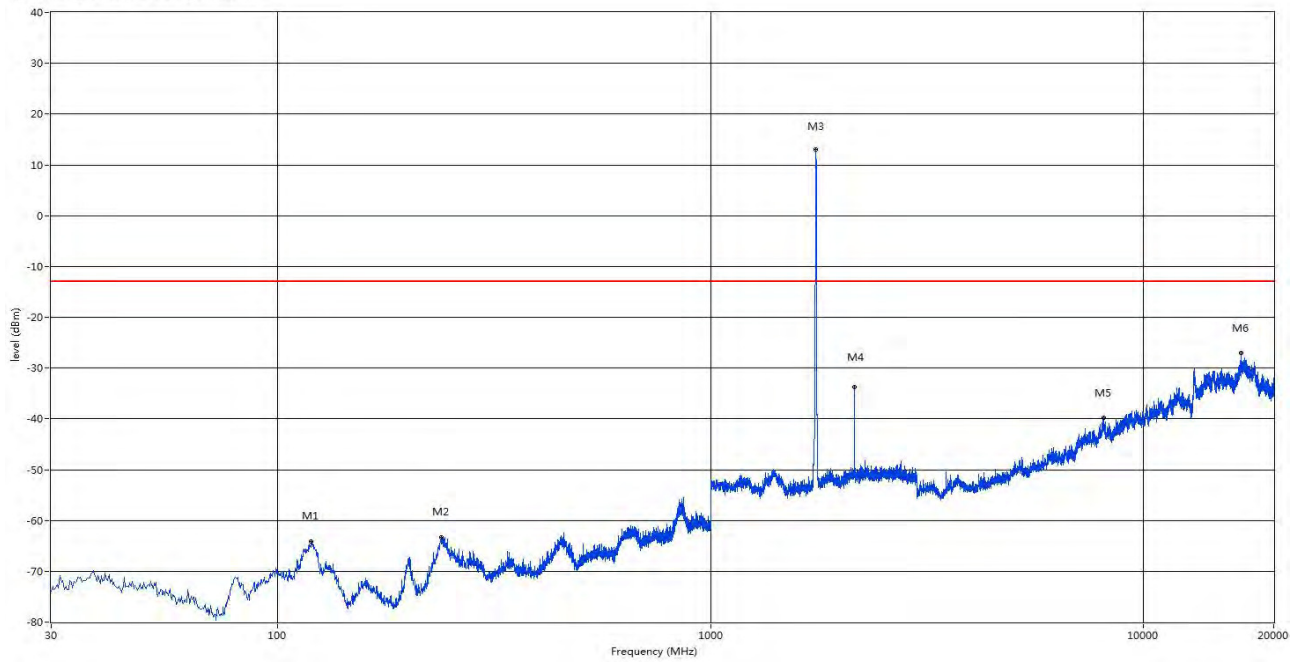
2.6 CH 1513

RSE Test case_FCC PART22&24&27_FCC PART 24



Frequency (MHz)	Result (dBm)	Factor (dB)	PK Limit (dBm)	Margin (dB)	Table (o)	ANT	EUT	Verdict
118.997	-62.76	-6.61	-13.0	49.76	189.70	Horizontal	Horizontal	Pass
241.702	-63.02	2.25	-13.0	50.02	360.00	Horizontal	Horizontal	Pass
1711.000	12.54	7.33	-13.0	-25.54	360.20	Horizontal	Horizontal	N/A
2112.000	-34.31	10.15	-13.0	21.31	12.40	Horizontal	Horizontal	N/A
8121.187	-40.32	31.64	-13.0	27.32	4.20	Horizontal	Horizontal	Pass
16991.250	-28.04	38.88	-13.0	15.04	316.50	Horizontal	Horizontal	Pass

RSE Test case_FCC PART22&24&27_FCC PART 24

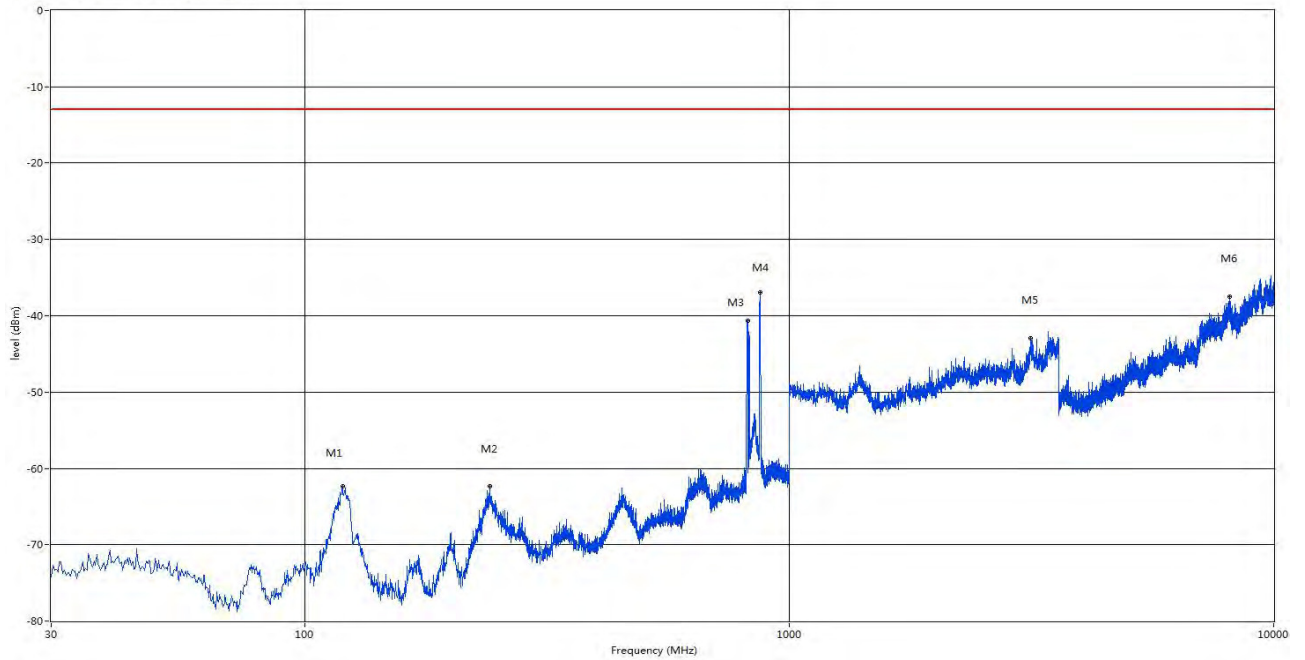


Frequency (MHz)	Result (dBm)	Factor (dB)	PK Limit (dBm)	Margin (dB)	Table (o)	ANT	EUT	Verdict
119.725	-64.13	-6.85	-13.0	51.13	176.00	Vertical	Vertical	Pass
238.550	-63.28	2.22	-13.0	50.28	1.80	Vertical	Vertical	Pass
1753.500	13.02	7.70	-13.0	-26.02	6.70	Vertical	Vertical	N/A
2153.500	-33.67	9.48	-13.0	20.67	13.20	Vertical	Vertical	N/A
8104.125	-39.80	31.85	-13.0	26.80	214.80	Vertical	Vertical	Pass
16788.250	-27.05	38.20	-13.0	14.05	359.00	Vertical	Vertical	Pass

Band 5

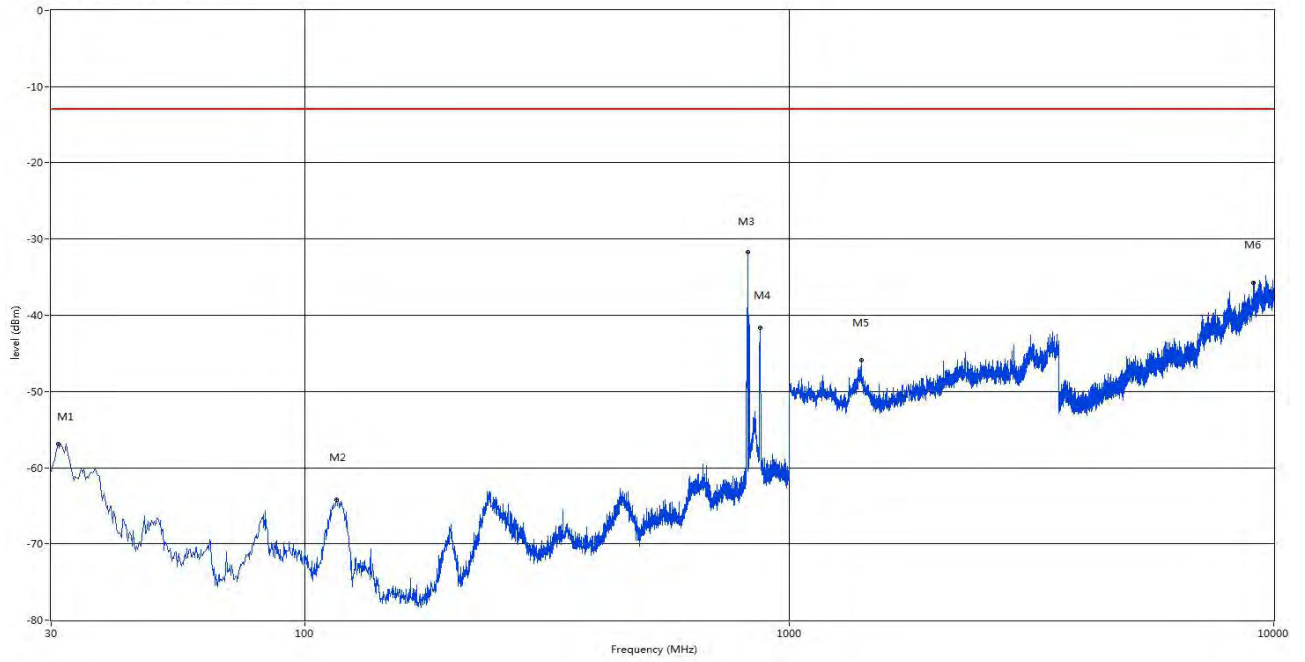
2.7 CH 4132

RSE Test case_FCC PART22&24&27_FCC PART 22



Frequency (MHz)	Result (dBm)	Factor (dB)	PK Limit (dBm)	Margin (dB)	Table (o)	ANT	EUT	Verdict
119.725	-62.33	-6.80	-13.0	49.33	188.80	Horizontal	Horizontal	Pass
241.218	-62.38	2.22	-13.0	49.38	284.20	Horizontal	Horizontal	Pass
821.278	-40.70	8.07	-13.0	27.70	287.30	Horizontal	Horizontal	N/A
871.475	-37.00	9.54	-13.0	24.00	232.80	Horizontal	Horizontal	N/A
3150.200	-42.95	18.42	-13.0	29.95	298.90	Horizontal	Horizontal	Pass
8102.000	-37.45	31.87	-13.0	24.45	305.50	Horizontal	Horizontal	Pass

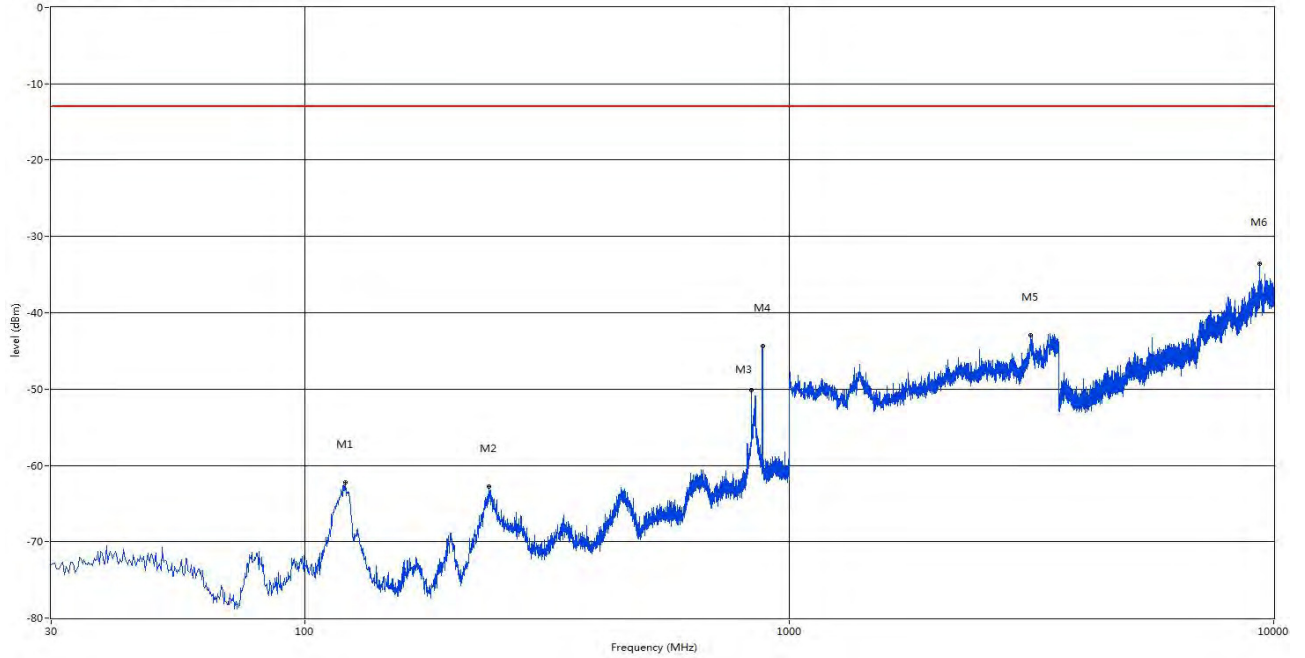
RSE Test case_FCC PART22&24&27_FCC PART 22



Frequency (MHz)	Result (dBm)	Factor (dB)	PK Limit (dBm)	Margin (dB)	Table (o)	ANT	EUT	Verdict
30.485	-58.96	-7.30	-13.0	45.96	317.50	Vertical	Vertical	Pass
116.330	-64.18	-5.64	-13.0	51.18	79.60	Vertical	Vertical	Pass
821.520	-31.74	8.13	-13.0	18.74	115.00	Vertical	Vertical	N/A
870.263	-41.62	9.68	-13.0	28.62	61.50	Vertical	Vertical	N/A
1407.550	-45.93	12.26	-13.0	32.93	107.90	Vertical	Vertical	Pass
9095.000	-35.71	33.43	-13.0	22.71	354.30	Vertical	Vertical	Pass

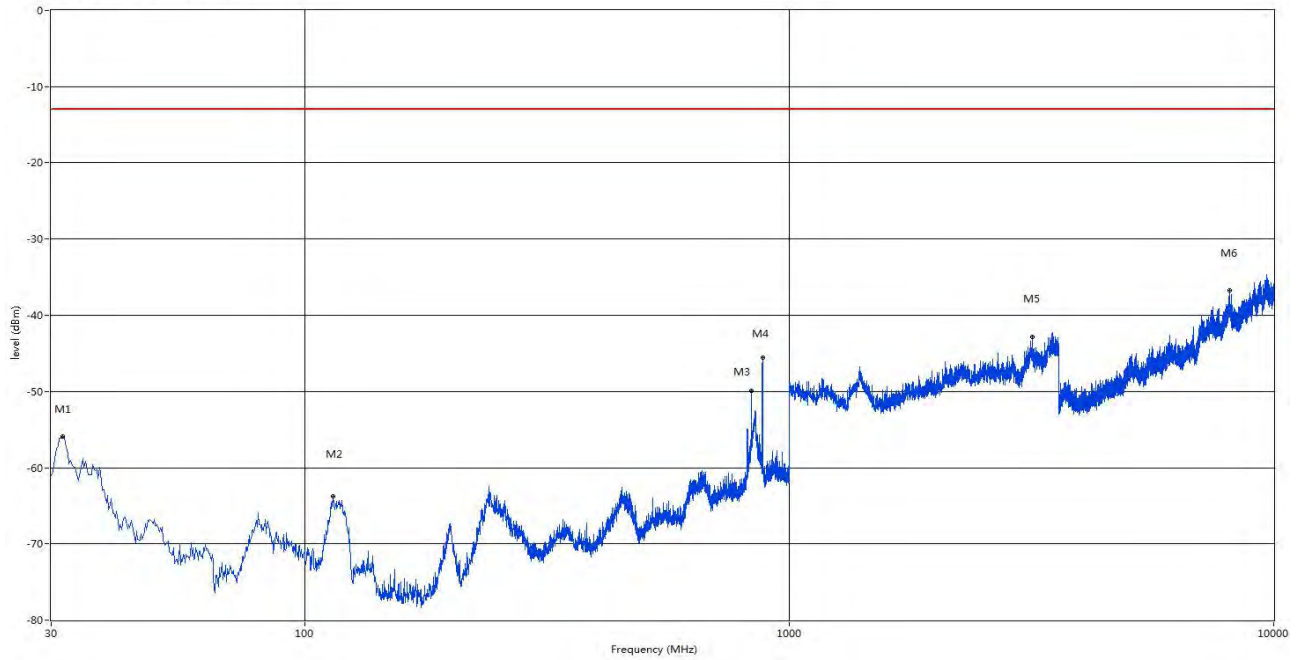
2.8 CH 4182

RSE Test case_FCC PART22&24&27_FCC PART 22



Frequency (MHz)	Result (dBm)	Factor (dB)	PK Limit (dBm)	Margin (dB)	Table (o)	ANT	EUT	Verdict
121.180	-62.22	-7.43	-13.0	49.22	184.90	Horizontal	Horizontal	Pass
240.248	-62.76	2.50	-13.0	49.76	162.70	Horizontal	Horizontal	Pass
835.100	-50.14	11.27	-13.0	37.14	171.30	Horizontal	Horizontal	N/A
880.932	-44.36	8.16	-13.0	31.36	352.50	Horizontal	Horizontal	N/A
3149.550	-42.91	18.40	-13.0	29.91	221.60	Horizontal	Horizontal	Pass
9370.000	-33.59	34.37	-13.0	20.59	321.70	Horizontal	Horizontal	Pass

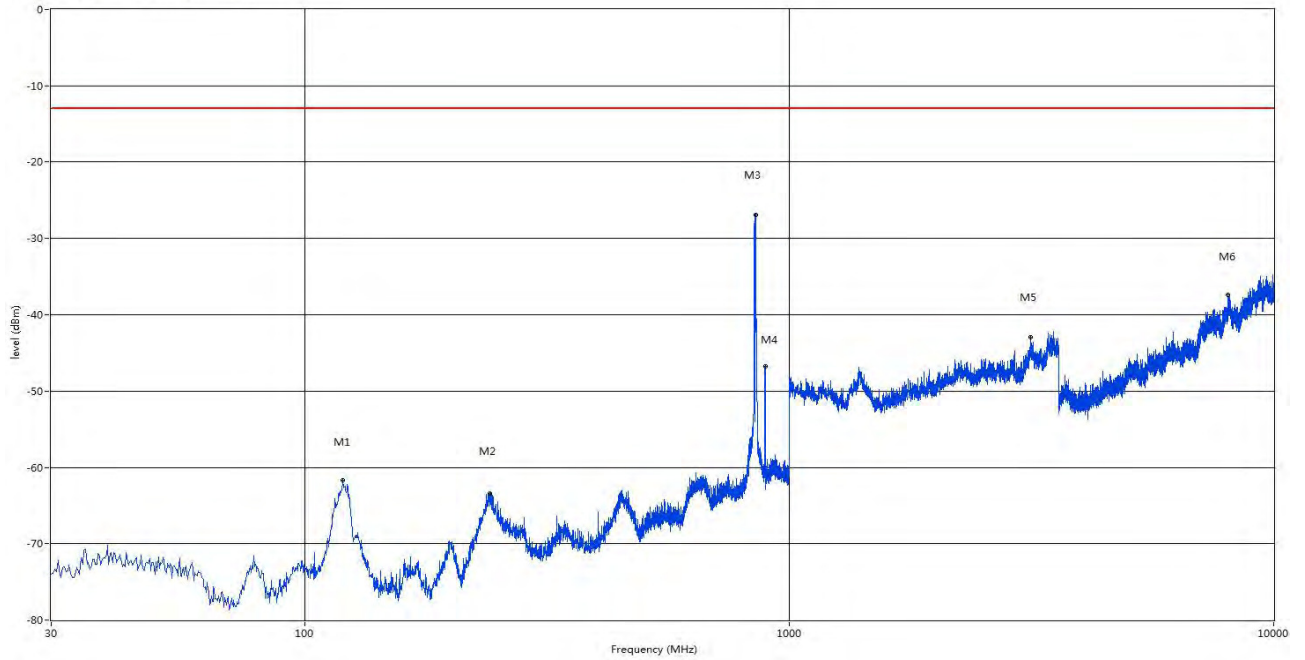
RSE Test case_FCC PART22&24&27_FCC PART 22



Frequency (MHz)	Result (dBm)	Factor (dB)	PK Limit (dBm)	Margin (dB)	Table (o)	ANT	EUT	Verdict
31.698	-55.87	-7.20	-13.0	42.87	360.00	Vertical	Vertical	Pass
114.390	-63.73	-5.18	-13.0	50.73	63.00	Vertical	Vertical	Pass
835.100	-49.91	11.27	-13.0	36.91	122.40	Vertical	Vertical	N/A
882.145	-45.52	8.01	-13.0	32.52	184.80	Vertical	Vertical	N/A
3176.850	-42.85	17.50	-13.0	29.85	185.60	Vertical	Vertical	Pass
8099.000	-36.69	31.89	-13.0	23.69	360.40	Vertical	Vertical	Pass

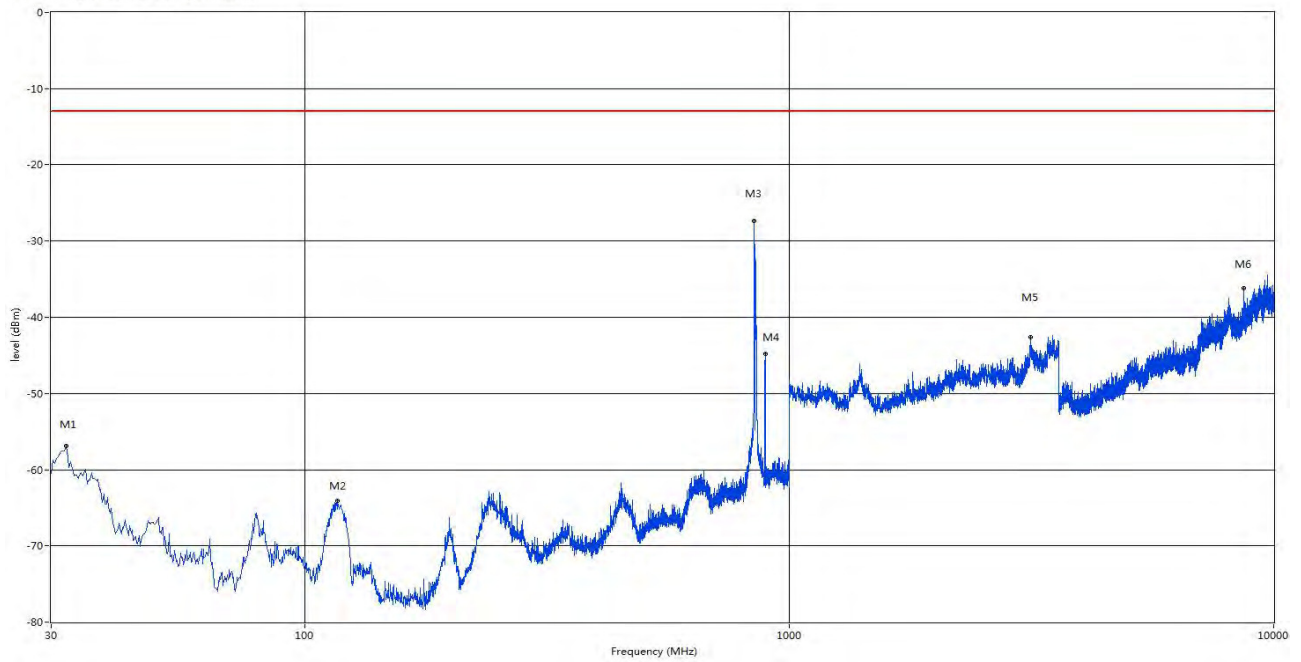
2.9 CH 4233

RSE Test case_FCC PART22&24&27_FCC PART 22



Frequency (MHz)	Result (dBm)	Factor (dB)	PK Limit (dBm)	Margin (dB)	Table (o)	ANT	EUT	Verdict
119.967	-61.67	-6.89	-13.0	48.67	198.10	Horizontal	Horizontal	Pass
240.975	-63.47	2.29	-13.0	50.47	59.80	Horizontal	Horizontal	Pass
852.075	-32.88	14.01	-13.0	19.88	0.00	Horizontal	Horizontal	N/A
892.815	-46.75	6.93	-13.0	33.75	171.10	Horizontal	Horizontal	N/A
3146.950	-42.97	18.19	-13.0	29.97	181.90	Horizontal	Horizontal	Pass
8058.000	-37.38	31.47	-13.0	24.38	249.70	Horizontal	Horizontal	Pass

RSE Test case_FCC PART22&24&27_FCC PART 22



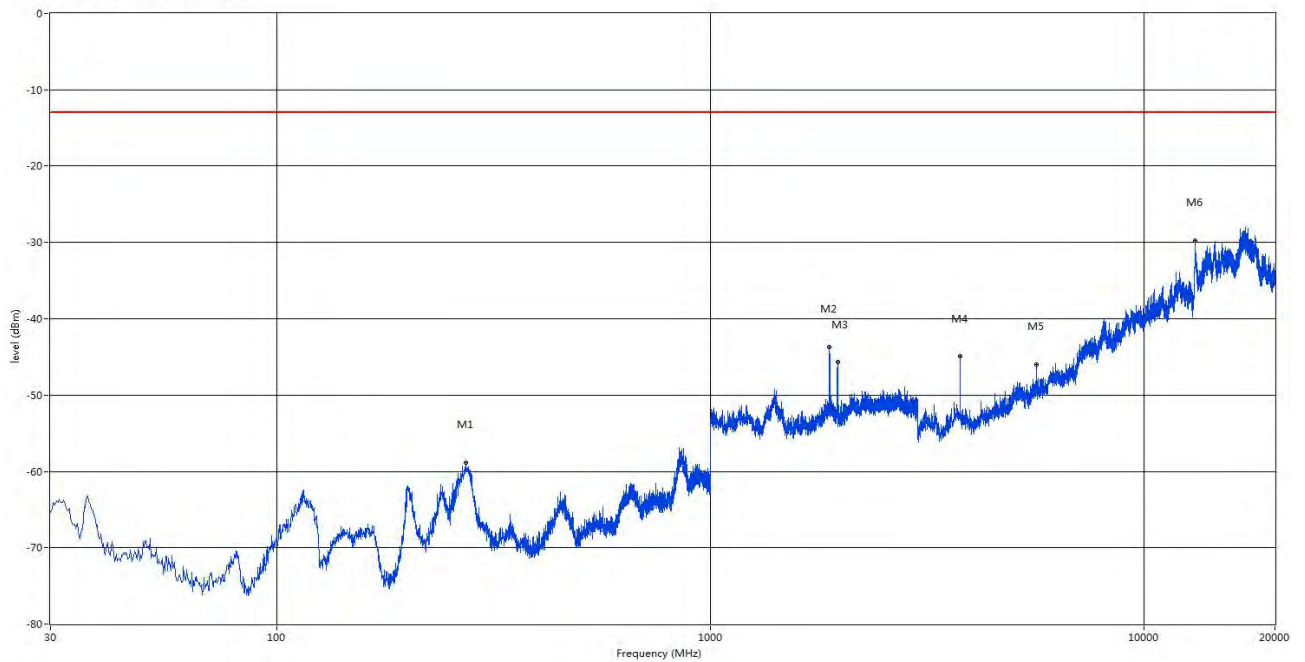
Frequency (MHz)	Result (dBm)	Factor (dB)	PK Limit (dBm)	Margin (dB)	Table (o)	ANT	EUT	Verdict
31.940	-57.55	-7.15	-13.0	44.55	333.10	Vertical	Vertical	Pass
116.815	-64.11	-5.82	-13.0	51.11	97.70	Vertical	Vertical	Pass
847.710	-27.37	13.71	-13.0	14.37	119.30	Vertical	Vertical	N/A
893.057	-44.82	6.93	-13.0	31.82	258.10	Vertical	Vertical	N/A
3145.000	-42.67	17.76	-13.0	29.67	213.00	Vertical	Vertical	Pass
8657.000	-36.16	31.77	-13.0	23.16	360.80	Vertical	Vertical	Pass

3. LTE

BAND 2

3.1 1.4 MHz CH18900

RSE Test case_FCC PART22&24&27_FCC PART 24



Frequency (MHz)	Result (dBm)	Factor (dB)	PK Limit (dBm)	Margin (dB)	Table (o)	ANT	EUT	Verdict
272.015	-58.83	-1.62	-13.0	45.83	77.80	Horizontal	Horizontal	Pass
1879.500	-43.74	9.54	-13.0	30.74	120.70	Horizontal	Horizontal	N/A
1959.500	-45.70	8.71	-13.0	32.70	332.10	Horizontal	Horizontal	N/A
3758.063	-44.95	19.68	-13.0	31.95	198.00	Horizontal	Horizontal	Pass
5637.375	-46.04	22.90	-13.0	33.04	318.90	Horizontal	Horizontal	Pass
13096.188	-29.73	42.31	-13.0	16.73	135.20	Horizontal	Horizontal	Pass

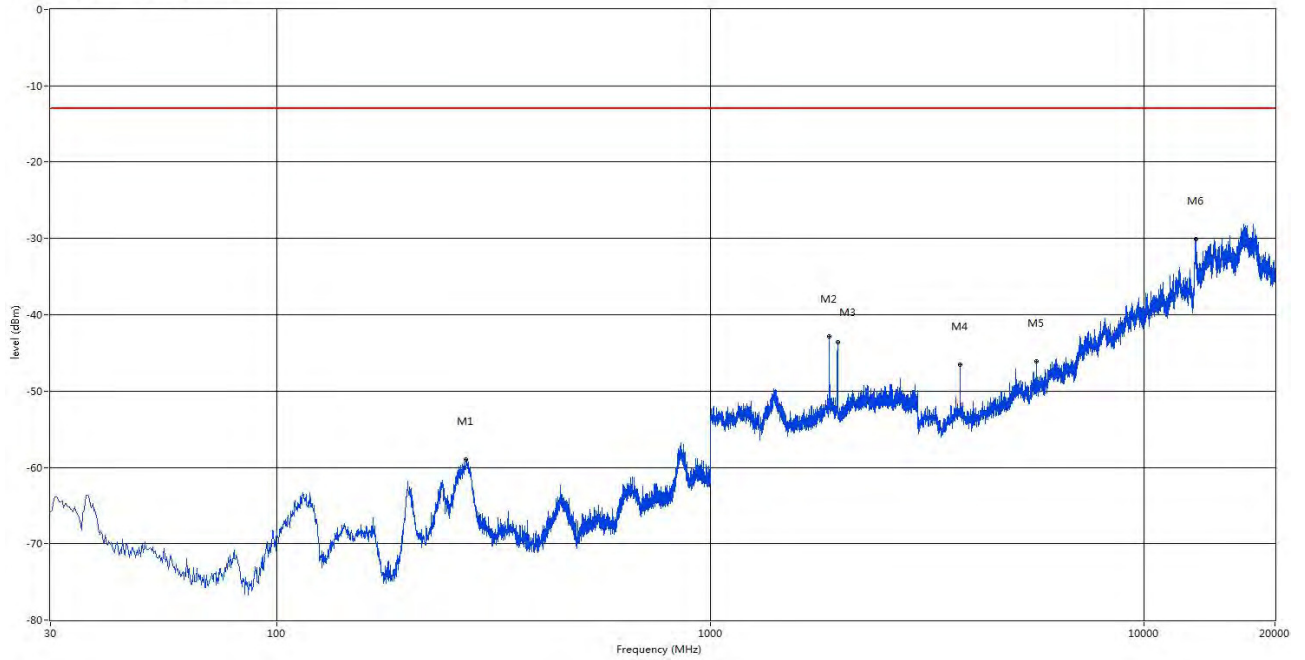
RSE Test case_FCC PART22&24&27_FCC PART 24



Frequency (MHz)	Result (dBm)	Factor (dB)	PK Limit (dBm)	Margin (dB)	Table (o)	ANT	EUT	Verdict
268.620	-59.84	-1.17	-13.0	46.84	283.80	Vertical	Vertical	Pass
850.620	-56.21	10.65	-13.0	43.21	29.60	Vertical	Vertical	Pass
1879.500	-47.59	9.54	-13.0	34.59	211.70	Vertical	Vertical	N/A
1960.000	-30.30	8.64	-13.0	17.30	220.30	Vertical	Vertical	N/A
5637.375	-46.16	22.90	-13.0	33.16	359.90	Vertical	Vertical	Pass
13108.875	-30.95	42.21	-13.0	17.95	137.10	Vertical	Vertical	Pass

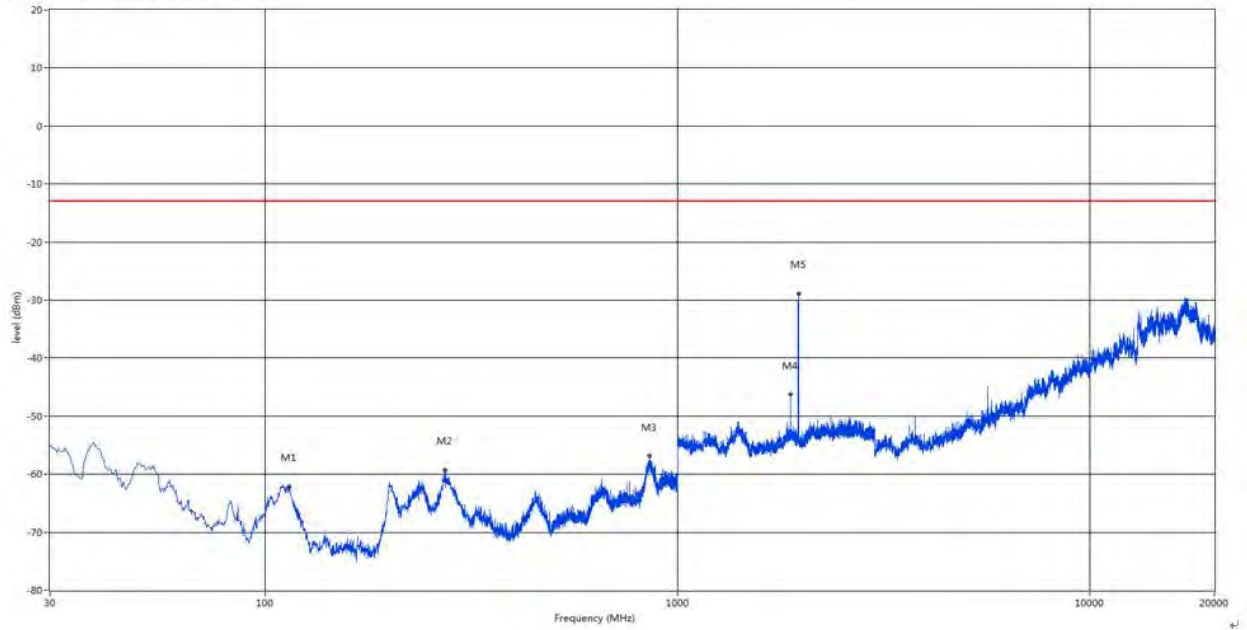
3.2 3 MHz CH18900

RSE Test case_FCC PART22&24&27_FCC PART 24



Frequency (MHz)	Result (dBm)	Factor (dB)	PK Limit (dBm)	Margin (dB)	Table (o)	ANT	EUT	Verdict
272.500	-58.96	-1.69	-13.0	45.96	298.00	Horizontal	Horizontal	Pass
1878.500	-42.81	9.54	-13.0	29.81	118.90	Horizontal	Horizontal	N/A
1960.500	-43.61	8.58	-13.0	30.61	129.00	Horizontal	Horizontal	N/A
3758.063	-46.52	19.68	-13.0	33.52	210.00	Horizontal	Horizontal	Pass
5637.375	-46.10	22.90	-13.0	33.10	206.30	Horizontal	Horizontal	Pass
13123.375	-30.07	41.65	-13.0	17.07	154.10	Horizontal	Horizontal	Pass

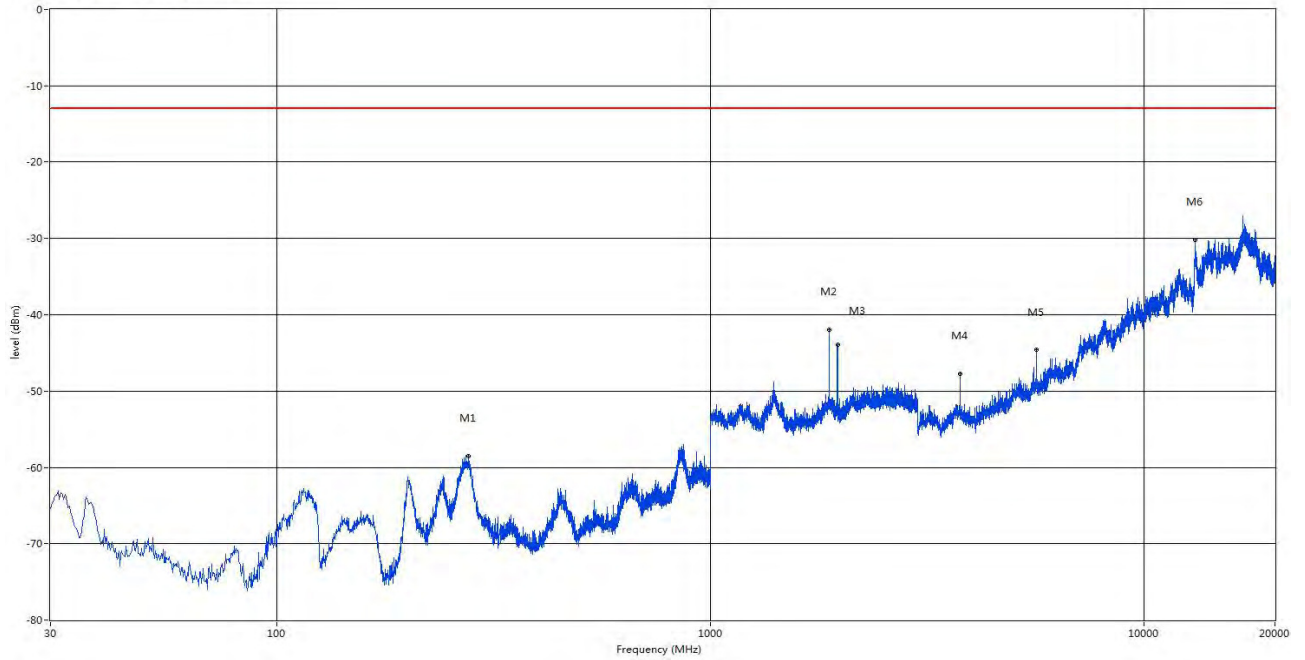
RSE Test case_FCC PART22&24&27_FCC PART 24



Frequency (MHz)	Result (dBm)	Factor (dB)	PK Limit (dBm)	Margin (dB)	Table (o)	ANT	EUT	Verdict
114.147	-62.09	-5.09	-13.0	49.09	29.90	Vertical	Vertical	Pass
272.258	-59.25	-1.65	-13.0	46.25	290.40	Vertical	Vertical	Pass
853.773	-56.80	10.58	-13.0	43.80	155.90	Vertical	Vertical	Pass
1879.000	-46.20	9.54	-13.0	33.20	208.40	Vertical	Vertical	N/A
1960.500	-28.88	8.58	-13.0	15.88	307.60	Vertical	Vertical	N/A
5634.937	-44.96	22.84	-13.0	31.96	359.90	Vertical	Vertical	Pass

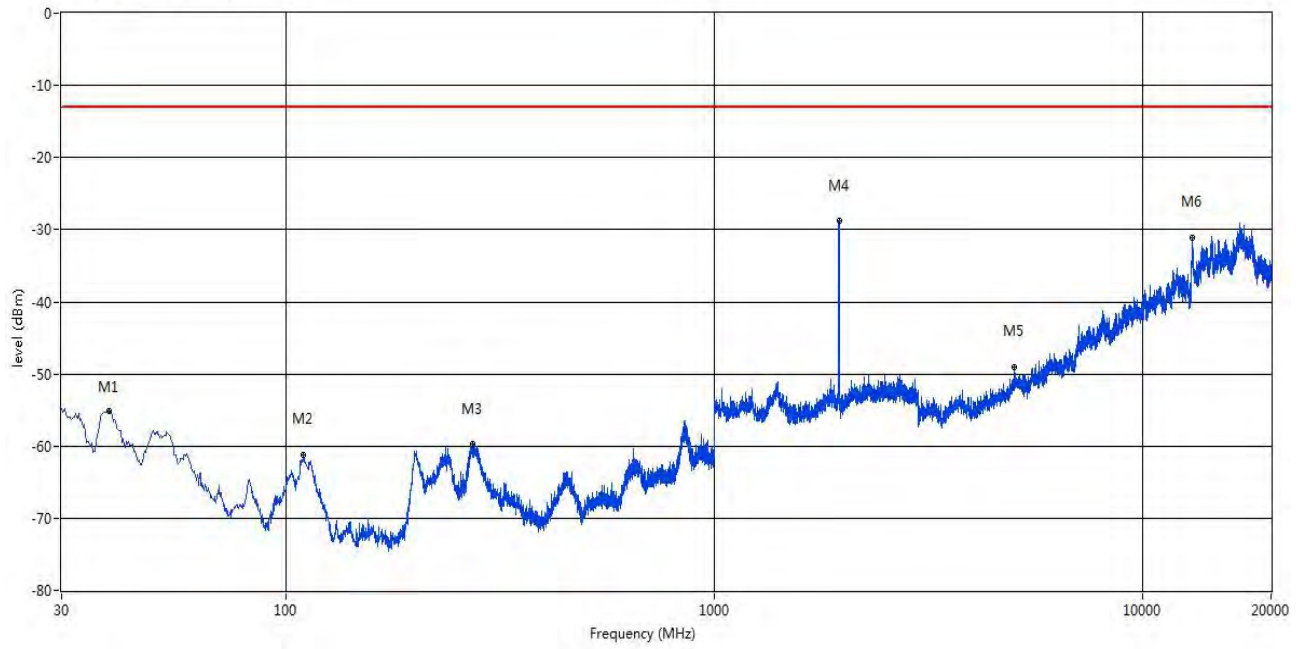
3.3 5 MHz CH18900

RSE Test case_FCC PART22&24&27_FCC PART 24



Frequency (MHz)	Result (dBm)	Factor (dB)	PK Limit (dBm)	Margin (dB)	Table (o)	ANT	EUT	Verdict
276.622	-58.55	-2.34	-13.0	45.55	309.50	Horizontal	Horizontal	Pass
1877.500	-41.91	9.53	-13.0	28.91	214.40	Horizontal	Horizontal	N/A
1959.500	-43.93	8.71	-13.0	30.93	63.70	Horizontal	Horizontal	N/A
3755.625	-47.73	19.69	-13.0	34.73	257.50	Horizontal	Horizontal	Pass
5632.500	-44.63	22.75	-13.0	31.63	336.10	Horizontal	Horizontal	Pass
13096.188	-30.15	42.31	-13.0	17.15	88.20	Horizontal	Horizontal	Pass

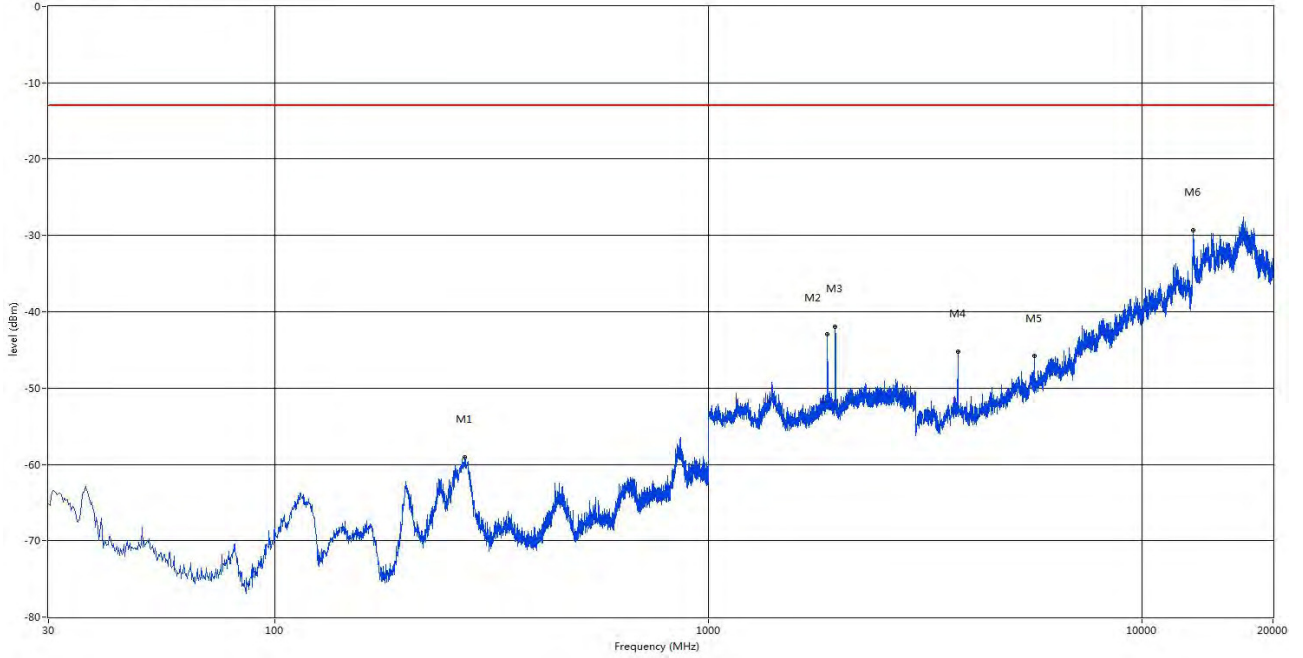
RSE Test case_FCC PART22&24&27_FCC PART 24



Frequency (MHz)	Result (dBm)	Factor (dB)	PK Limit (dBm)	Margin (dB)	Table (o)	ANT	EUT	Verdict
38.730	-55.21	-5.57	-13.0	42.21	327.20	Vertical	Vertical	Pass
110.268	-61.31	-5.70	-13.0	48.31	61.70	Vertical	Vertical	Pass
273.228	-59.76	-1.79	-13.0	46.76	288.10	Vertical	Vertical	Pass
1961.000	-28.76	8.49	-13.0	15.76	338.90	Vertical	Vertical	N/A
5040.187	-49.02	22.21	-13.0	36.02	359.50	Vertical	Vertical	Pass
13090.750	-31.13	41.96	-13.0	18.13	212.90	Vertical	Vertical	Pass

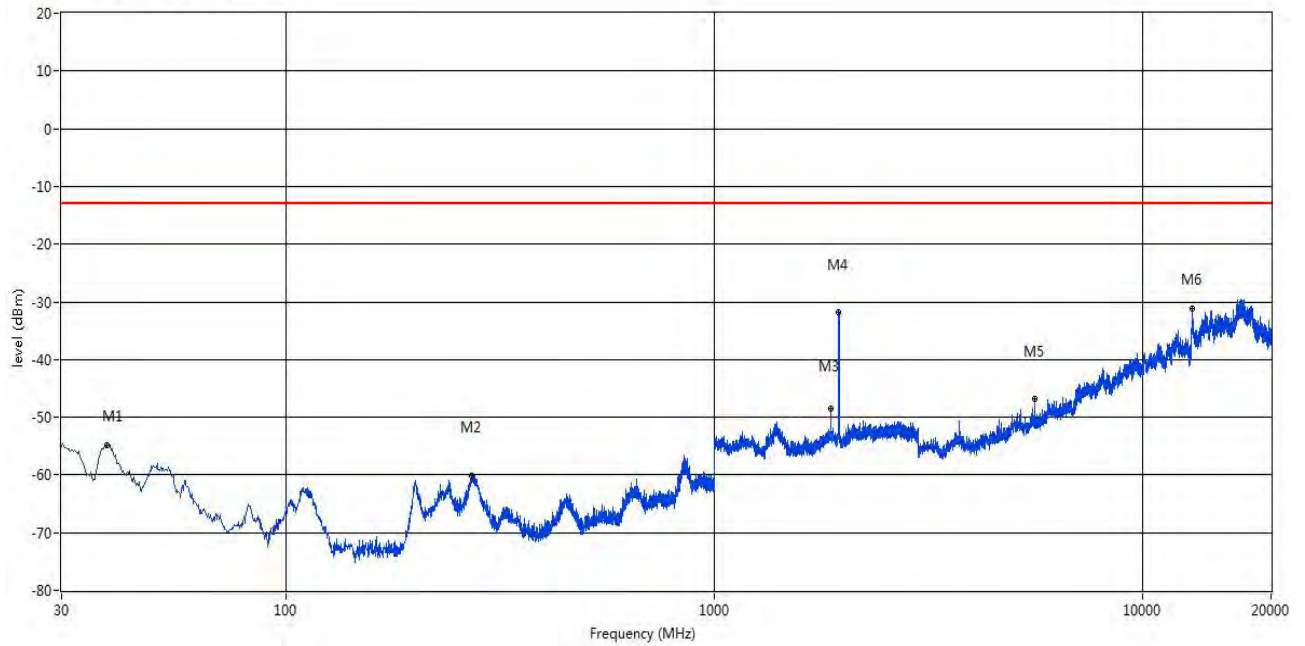
3.4 10 MHz CH18900

RSE Test case_FCC PART22&24&27_FCC PART 24



Frequency (MHz)	Result (dBm)	Factor (dB)	PK Limit (dBm)	Margin (dB)	Table (o)	ANT	EUT	Verdict
273.470	-59.11	-1.83	-13.0	46.11	303.50	Horizontal	Horizontal	Pass
1875.500	-42.95	9.53	-13.0	29.95	216.50	Horizontal	Horizontal	N/A
1959.000	-41.93	8.77	-13.0	28.93	127.50	Horizontal	Horizontal	N/A
3750.750	-45.23	19.51	-13.0	32.23	186.50	Horizontal	Horizontal	Pass
5625.187	-45.82	22.64	-13.0	32.82	63.10	Horizontal	Horizontal	Pass
13094.375	-29.33	42.19	-13.0	16.33	69.60	Horizontal	Horizontal	Pass

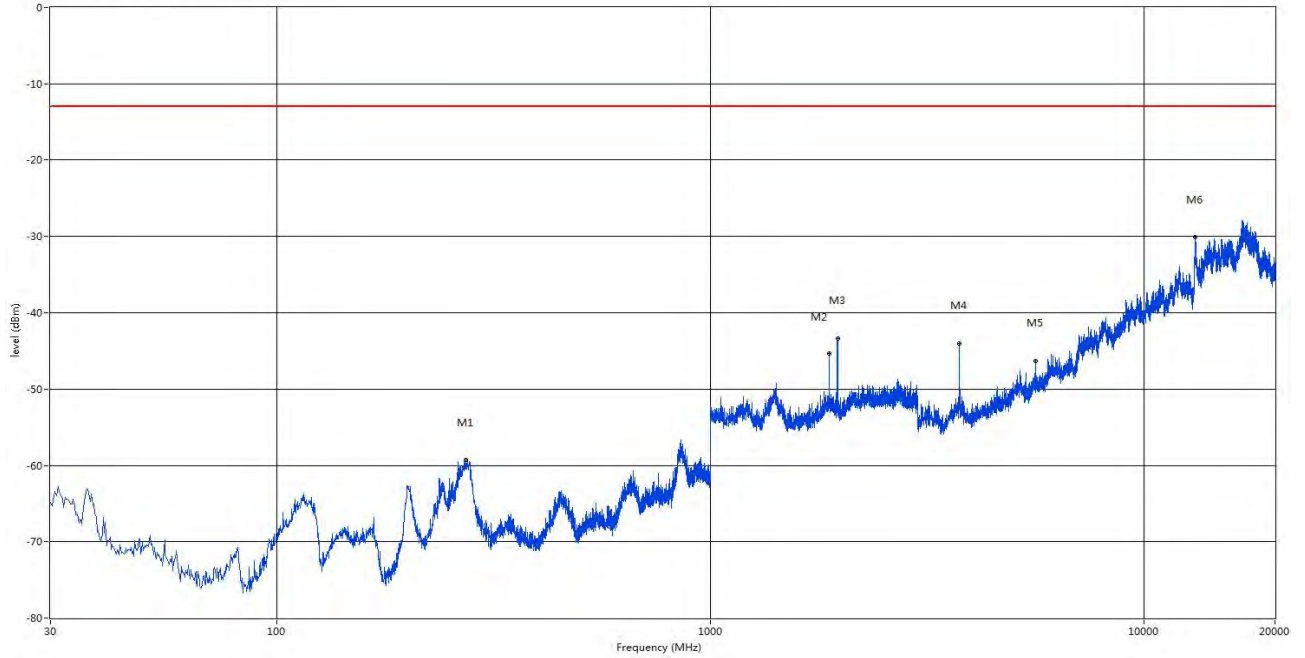
RSE Test case_FCC PART22&24&27_FCC PART 24



Frequency (MHz)	Result (dBm)	Factor (dB)	PK Limit (dBm)	Margin (dB)	Table (o)	ANT	EUT	Verdict
38.245	-54.89	-5.68	-13.0	41.89	348.00	Vertical	Vertical	Pass
271.530	-60.14	-1.56	-13.0	47.14	308.80	Vertical	Vertical	Pass
1875.500	-48.53	9.53	-13.0	35.53	209.10	Vertical	Vertical	N/A
1958.500	-31.86	8.82	-13.0	18.86	308.70	Vertical	Vertical	N/A
5627.625	-46.80	22.74	-13.0	33.80	285.90	Vertical	Vertical	Pass
13105.250	-31.15	42.35	-13.0	18.15	36.80	Vertical	Vertical	Pass

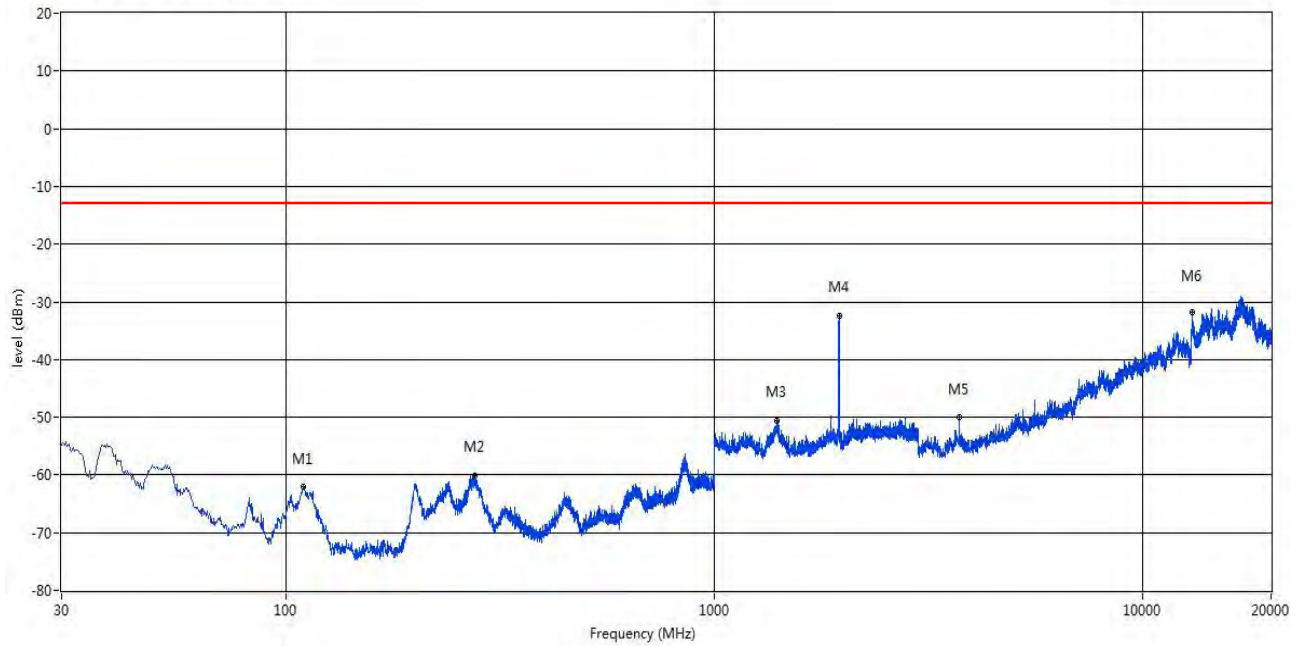
3.5 15 MHz CH18900

RSE Test case_FCC PART22&24&27_FCC PART 24



Frequency (MHz)	Result (dBm)	Factor (dB)	PK Limit (dBm)	Margin (dB)	Table (o)	ANT	EUT	Verdict
272.258	-59.33	-1.65	-13.0	46.33	291.00	Horizontal	Horizontal	Pass
1873.000	-45.33	9.52	-13.0	32.33	124.70	Horizontal	Horizontal	N/A
1965.500	-43.35	8.39	-13.0	30.35	130.20	Horizontal	Horizontal	N/A
3745.875	-44.07	19.59	-13.0	31.07	205.30	Horizontal	Horizontal	Pass
5620.313	-46.34	22.71	-13.0	33.34	95.70	Horizontal	Horizontal	Pass
13105.250	-30.06	42.35	-13.0	17.06	112.90	Horizontal	Horizontal	Pass

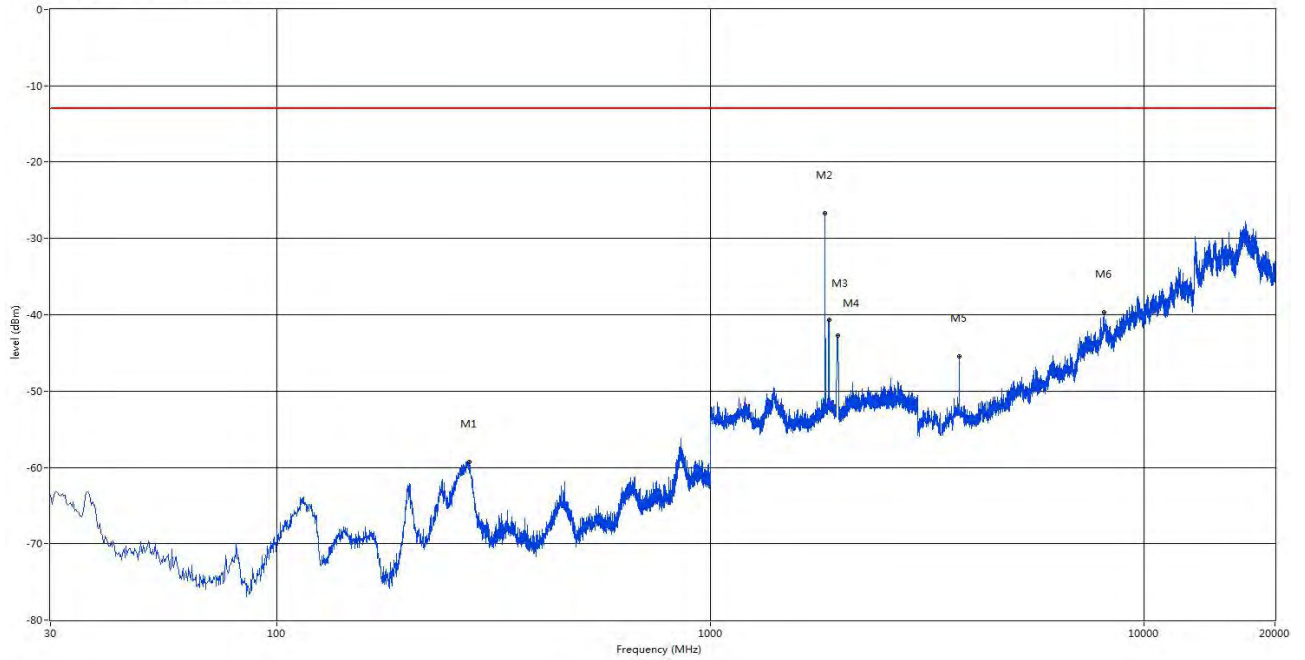
RSE Test case_FCC PART22&24&27_FCC PART 24



Frequency (MHz)	Result (dBm)	Factor (dB)	PK Limit (dBm)	Margin (dB)	Table (o)	ANT	EUT	Verdict
110.268	-62.07	-5.70	-13.0	49.07	79.60	Vertical	Vertical	Pass
275.895	-60.23	-2.28	-13.0	47.23	290.70	Vertical	Vertical	Pass
1400.000	-50.71	9.95	-13.0	37.71	336.40	Vertical	Vertical	Pass
1963.000	-32.41	8.31	-13.0	19.41	149.40	Vertical	Vertical	N/A
3745.875	-50.04	19.59	-13.0	37.04	154.70	Vertical	Vertical	Pass
13099.813	-31.69	42.54	-13.0	18.69	146.20	Vertical	Vertical	Pass

3.6 20 MHz CH18900

RSE Test case_FCC PART22&24&27_FCC PART 24



Frequency (MHz)	Result (dBm)	Factor (dB)	PK Limit (dBm)	Margin (dB)	Table (o)	ANT	EUT	Verdict
277.593	-59.31	-2.42	-13.0	46.31	316.10	Horizontal	Horizontal	Pass
1835.500	-26.71	9.07	-13.0	13.71	321.40	Horizontal	Horizontal	Pass
1871.000	-40.60	9.52	-13.0	27.60	118.20	Horizontal	Horizontal	N/A
1962.500	-42.75	8.31	-13.0	29.75	64.80	Horizontal	Horizontal	N/A
3741.000	-45.45	19.67	-13.0	32.45	203.10	Horizontal	Horizontal	Pass
8065.125	-39.63	31.58	-13.0	26.63	12.50	Horizontal	Horizontal	Pass

RSE Test case_FCC PART22&24&27_FCC PART 24

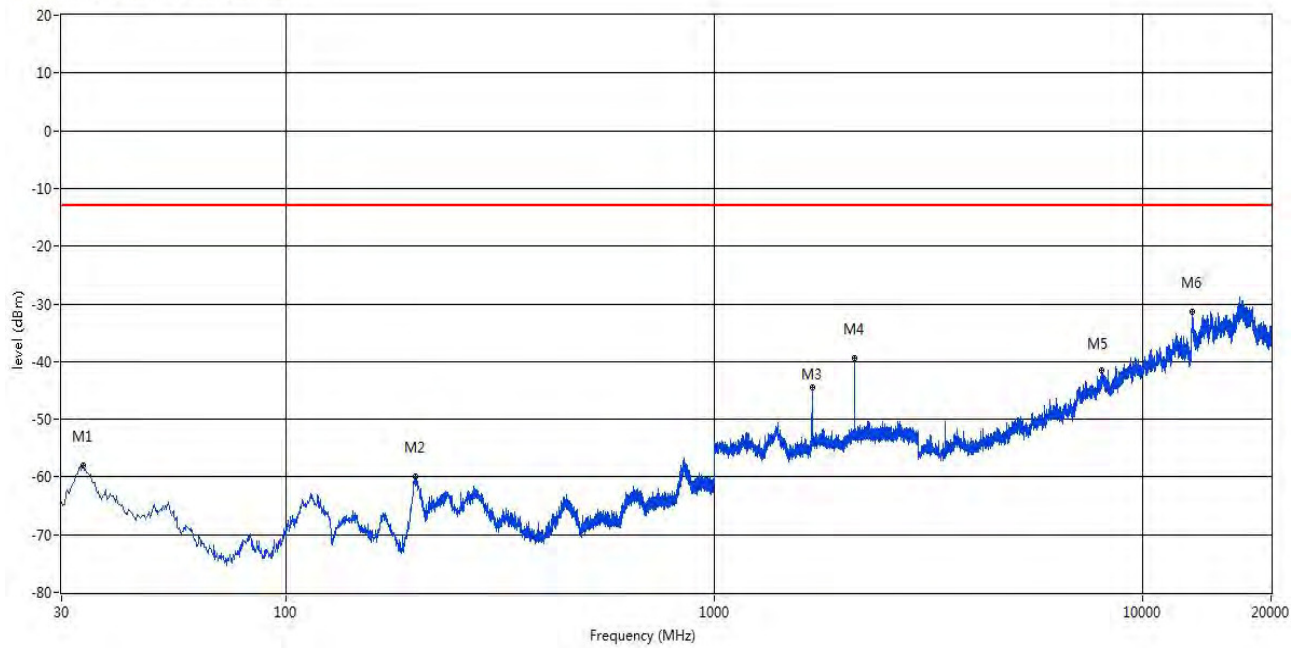


Frequency (MHz)	Result (dBm)	Factor (dB)	PK Limit (dBm)	Margin (dB)	Table (o)	ANT	EUT	Verdict
110.995	-62.16	-5.54	-13.0	49.16	194.50	Vertical	Vertical	Pass
278.805	-60.44	-2.69	-13.0	47.44	104.50	Vertical	Vertical	Pass
1888.500	-44.10	9.56	-13.0	31.10	206.50	Vertical	Vertical	N/A
1952.500	-34.98	9.24	-13.0	21.98	311.20	Vertical	Vertical	N/A
3777.563	-45.37	19.49	-13.0	32.37	20.90	Vertical	Vertical	Pass
16864.375	-28.44	38.58	-13.0	15.44	136.10	Vertical	Vertical	Pass

BAND 4

3.7 1.4 MHz CH20175

RSE Test case_FCC PART22&24&27_FCC PART 24



Frequency (MHz)	Result (dBm)	Factor (dB)	PK Limit (dBm)	Margin (dB)	Table (o)	ANT	EUT	Verdict
33.638	-58.11	-6.67	-13.0	45.11	144.10	Horizontal	Horizontal	Pass
201.447	-59.92	-3.80	-13.0	46.92	313.80	Horizontal	Horizontal	Pass
1696.500	-44.56	8.25	-13.0	31.56	73.30	Horizontal	Horizontal	Pass
2132.500	-39.51	9.86	-13.0	26.51	104.50	Horizontal	Horizontal	N/A
8062.688	-41.50	31.55	-13.0	28.50	208.20	Horizontal	Horizontal	Pass
13114.313	-31.41	42.00	-13.0	18.41	268.80	Horizontal	Horizontal	Pass

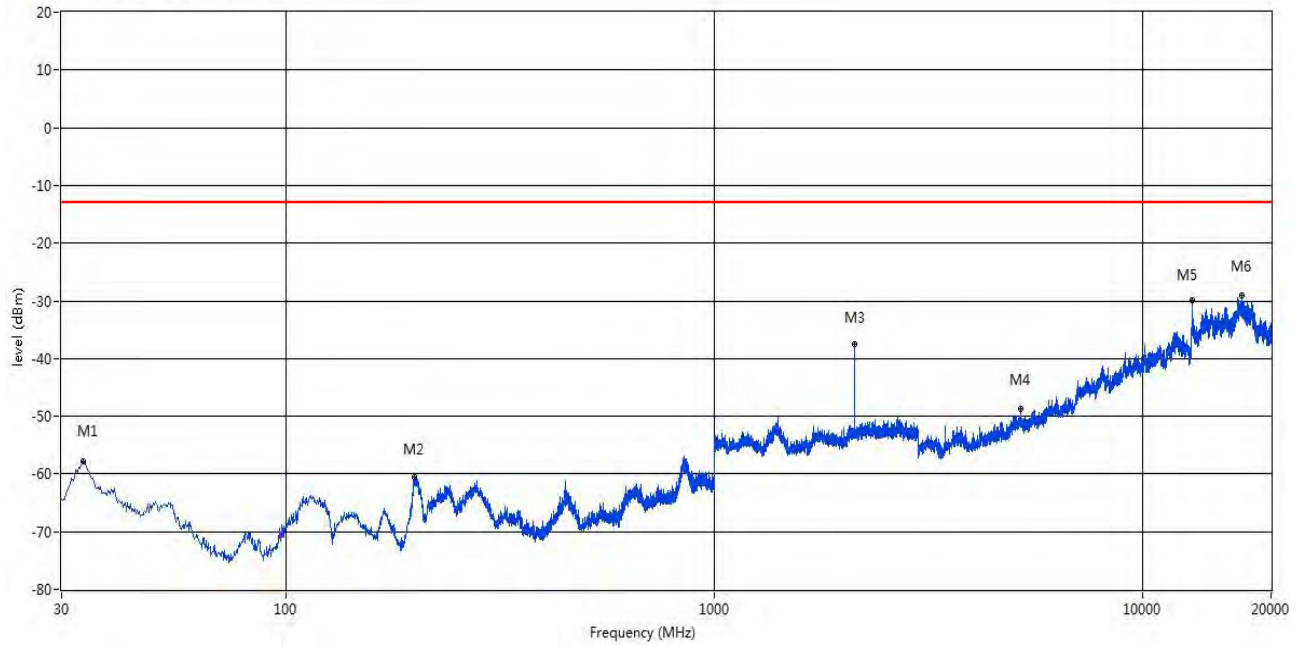
RSE Test case_FCC PART22&24&27_FCC PART 24



Frequency (MHz)	Result (dBm)	Factor (dB)	PK Limit (dBm)	Margin (dB)	Table (o)	ANT	EUT	Verdict
33.153	-57.23	-6.77	-13.0	44.23	131.30	Vertical	Vertical	Pass
447.828	-62.95	2.91	-13.0	49.95	71.30	Vertical	Vertical	Pass
2132.500	-27.99	9.86	-13.0	14.99	25.10	Vertical	Vertical	N/A
5198.625	-48.88	22.38	-13.0	35.88	135.70	Vertical	Vertical	Pass
8113.875	-40.82	31.73	-13.0	27.82	203.30	Vertical	Vertical	Pass
13098.000	-30.74	42.42	-13.0	17.74	244.70	Vertical	Vertical	Pass

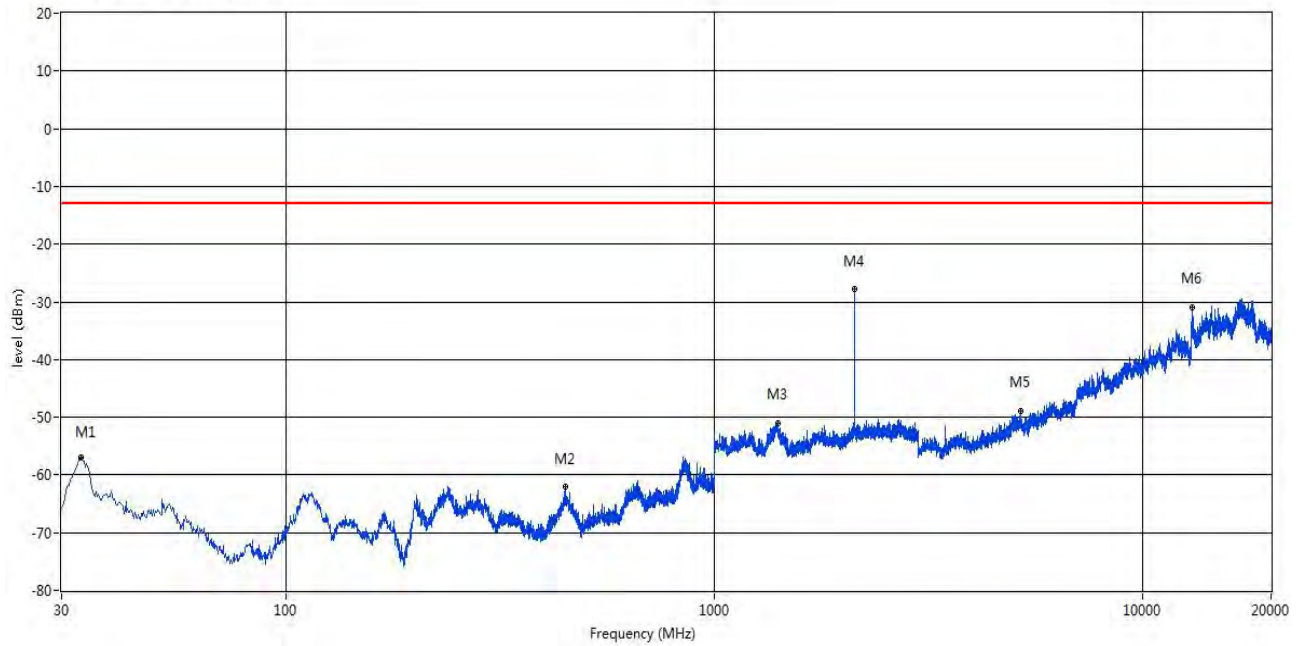
3.8 3 MHz CH20175

RSE Test case_FCC PART22&24&27_FCC PART 24



Frequency (MHz)	Result (dBm)	Factor (dB)	PK Limit (dBm)	Margin (dB)	Table (o)	ANT	EUT	Verdict
33.638	-57.88	-6.67	-13.0	44.88	186.40	Horizontal	Horizontal	Pass
199.508	-60.58	-3.43	-13.0	47.58	310.90	Horizontal	Horizontal	Pass
2131.500	-37.42	9.83	-13.0	24.42	25.00	Horizontal	Horizontal	N/A
5210.812	-48.78	22.31	-13.0	35.78	130.80	Horizontal	Horizontal	Pass
13094.375	-29.97	42.19	-13.0	16.97	223.80	Horizontal	Horizontal	Pass
17096.375	-28.95	39.76	-13.0	15.95	158.00	Horizontal	Horizontal	Pass

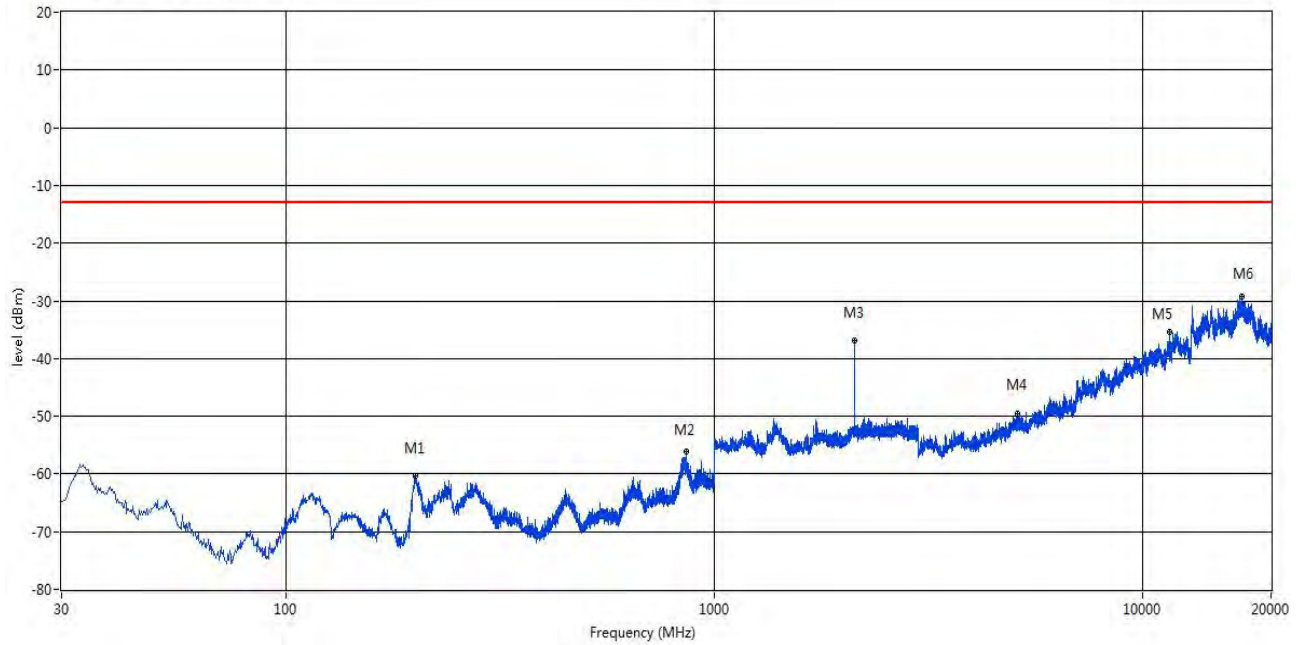
RSE Test case_FCC PART22&24&27_FCC PART 24



Frequency (MHz)	Result (dBm)	Factor (dB)	PK Limit (dBm)	Margin (dB)	Table (o)	ANT	EUT	Verdict
33.395	-56.96	-6.72	-13.0	43.96	179.00	Vertical	Vertical	Pass
449.525	-61.99	3.15	-13.0	48.99	264.60	Vertical	Vertical	Pass
1408.000	-51.02	9.66	-13.0	38.02	268.40	Vertical	Vertical	Pass
2132.500	-27.82	9.86	-13.0	14.82	18.00	Vertical	Vertical	N/A
5196.188	-49.01	22.40	-13.0	36.01	128.60	Vertical	Vertical	Pass
13130.625	-30.90	41.37	-13.0	17.90	299.30	Vertical	Vertical	Pass

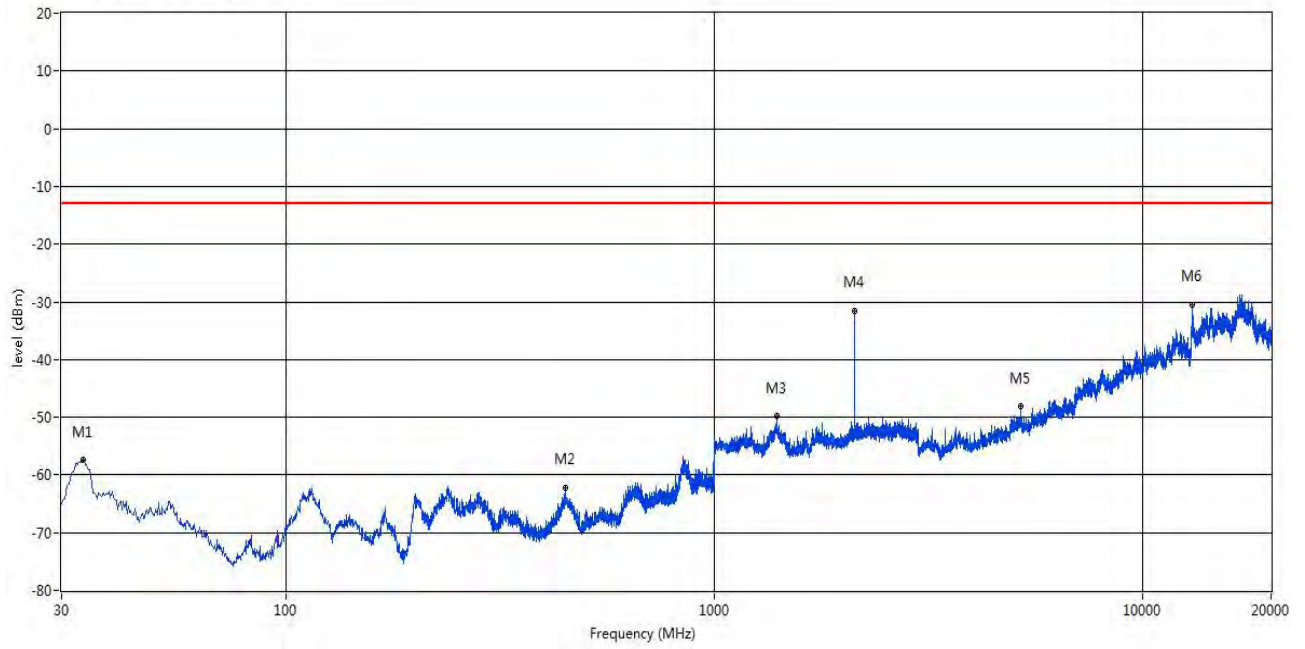
3.9 5 MHz CH20175

RSE Test case_FCC PART22&24&27_FCC PART 24



Frequency (MHz)	Result (dBm)	Factor (dB)	PK Limit (dBm)	Margin (dB)	Table (o)	ANT	EUT	Verdict
200.720	-60.44	-3.39	-13.0	47.44	308.10	Horizontal	Horizontal	Pass
861.532	-56.17	10.25	-13.0	43.17	22.40	Horizontal	Horizontal	Pass
2131.500	-36.97	9.83	-13.0	23.97	286.00	Horizontal	Horizontal	N/A
5123.062	-49.52	22.32	-13.0	36.52	36.90	Horizontal	Horizontal	Pass
11597.062	-35.48	35.41	-13.0	22.48	0.70	Horizontal	Horizontal	Pass
17083.688	-29.29	39.64	-13.0	16.29	212.70	Horizontal	Horizontal	Pass

RSE Test case_FCC PART22&24&27_FCC PART 24



Frequency (MHz)	Result (dBm)	Factor (dB)	PK Limit (dBm)	Margin (dB)	Table (o)	ANT	EUT	Verdict
33.638	-57.44	-6.67	-13.0	44.44	161.70	Vertical	Vertical	Pass
449.525	-62.21	3.15	-13.0	49.21	200.60	Vertical	Vertical	Pass
1405.000	-49.80	9.77	-13.0	36.80	181.40	Vertical	Vertical	Pass
2130.500	-31.57	9.89	-13.0	18.57	15.00	Vertical	Vertical	N/A
5201.062	-47.98	22.36	-13.0	34.98	146.60	Vertical	Vertical	Pass
13096.188	-30.45	42.31	-13.0	17.45	235.20	Vertical	Vertical	Pass

3.10 10 MHz CH20175

RSE Test case_FCC PART22&24&27_FCC PART 24



Frequency (MHz)	Result (dBm)	Factor (dB)	PK Limit (dBm)	Margin (dB)	Table (o)	ANT	EUT	Verdict
200.720	-59.94	-3.39	-13.0	46.94	319.60	Horizontal	Horizontal	Pass
849.407	-56.55	10.50	-13.0	43.55	230.90	Horizontal	Horizontal	Pass
1700.000	-44.80	8.67	-13.0	31.80	198.50	Horizontal	Horizontal	N/A
2132.500	-37.61	9.86	-13.0	24.61	41.90	Horizontal	Horizontal	N/A
8099.250	-41.30	31.89	-13.0	28.30	135.50	Horizontal	Horizontal	Pass
17016.625	-29.56	39.04	-13.0	16.56	70.20	Horizontal	Horizontal	Pass

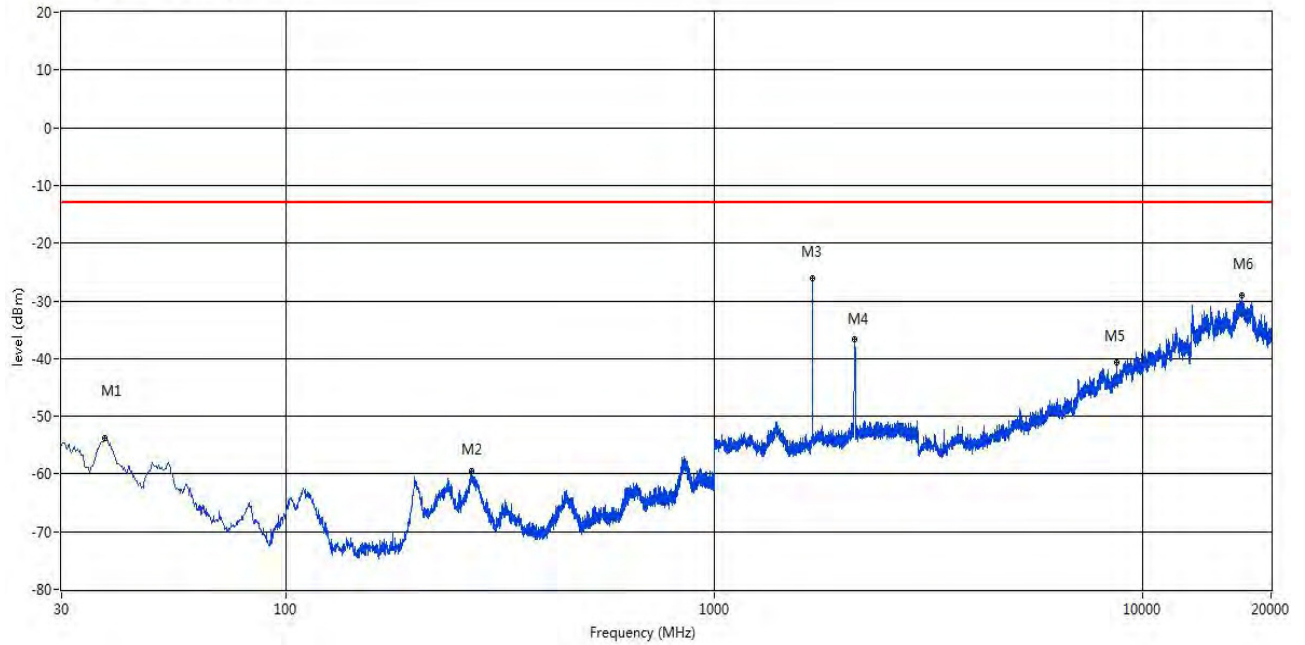
RSE Test case_FCC PART22&24&27_FCC PART 24



Frequency (MHz)	Result (dBm)	Factor (dB)	PK Limit (dBm)	Margin (dB)	Table (o)	ANT	EUT	Verdict
33.395	-56.68	-6.72	-13.0	43.68	154.90	Vertical	Vertical	Pass
460.438	-62.30	2.43	-13.0	49.30	236.00	Vertical	Vertical	Pass
852.560	-56.82	10.63	-13.0	43.82	68.10	Vertical	Vertical	Pass
2135.500	-32.75	9.84	-13.0	19.75	16.10	Vertical	Vertical	N/A
5184.000	-46.04	22.50	-13.0	33.04	158.80	Vertical	Vertical	Pass
13105.250	-31.23	42.35	-13.0	18.23	358.80	Vertical	Vertical	Pass

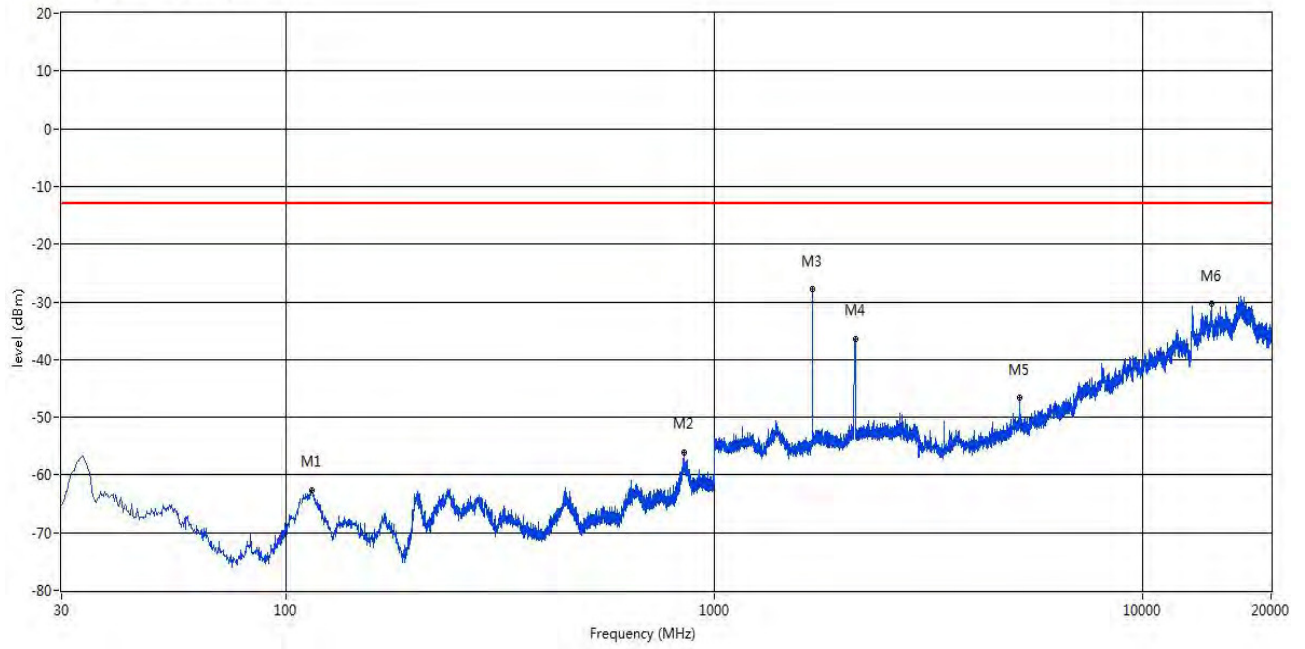
3.11 15 MHz CH20175

RSE Test case_FCC PART22&24&27_FCC PART 24



Frequency (MHz)	Result (dBm)	Factor (dB)	PK Limit (dBm)	Margin (dB)	Table (o)	ANT	EUT	Verdict
37.760	-53.80	-5.80	-13.0	40.80	287.90	Horizontal	Horizontal	Pass
272.500	-59.57	-1.72	-13.0	46.57	300.10	Horizontal	Horizontal	Pass
1699.000	-26.04	8.50	-13.0	13.04	68.60	Horizontal	Horizontal	N/A
2131.500	-36.67	9.83	-13.0	23.67	329.00	Horizontal	Horizontal	N/A
8740.312	-40.69	31.76	-13.0	27.69	158.90	Horizontal	Horizontal	Pass
17067.375	-29.08	39.50	-13.0	16.08	296.70	Horizontal	Horizontal	Pass

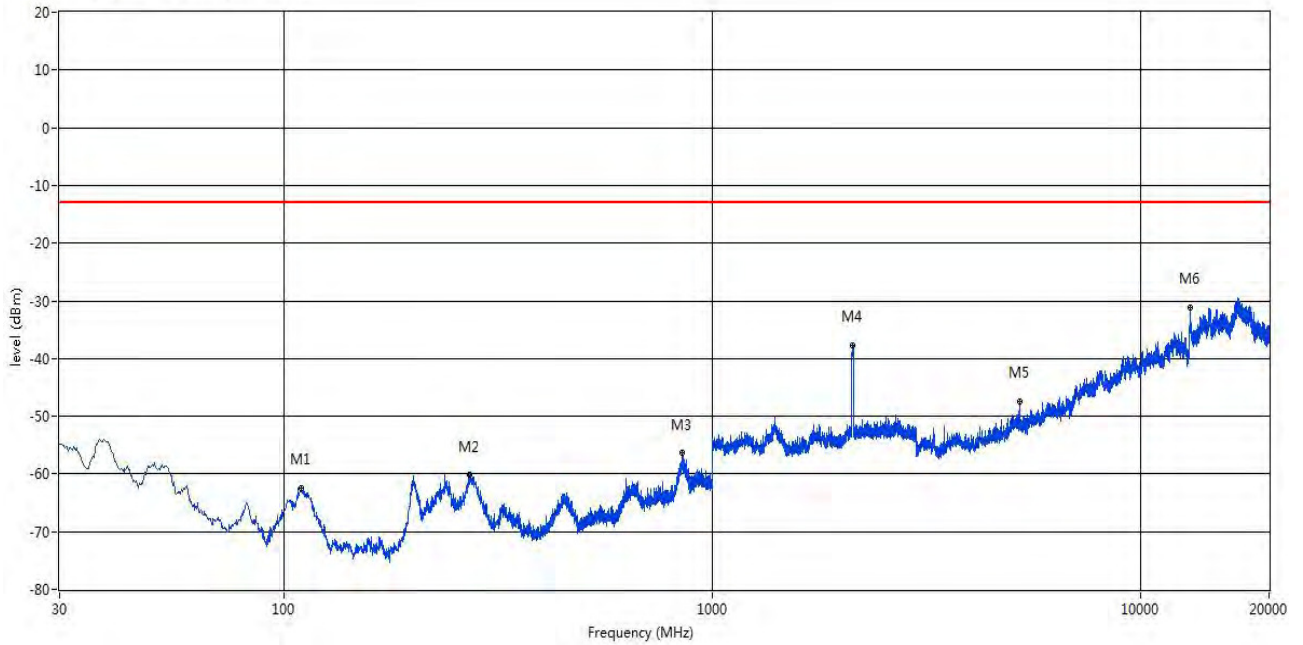
RSE Test case_FCC PART22&24&27_FCC PART 24



Frequency (MHz)	Result (dBm)	Factor (dB)	PK Limit (dBm)	Margin (dB)	Table (o)	ANT	EUT	Verdict
115.118	-62.59	-5.05	-13.0	49.59	227.70	Vertical	Vertical	Pass
853.287	-56.15	10.53	-13.0	43.15	25.00	Vertical	Vertical	Pass
1699.000	-27.88	8.50	-13.0	14.88	314.00	Vertical	Vertical	N/A
2138.500	-36.43	9.83	-13.0	23.43	326.20	Vertical	Vertical	N/A
5176.688	-46.69	22.55	-13.0	33.69	135.20	Vertical	Vertical	Pass
14555.250	-30.42	40.09	-13.0	17.42	277.80	Vertical	Vertical	Pass

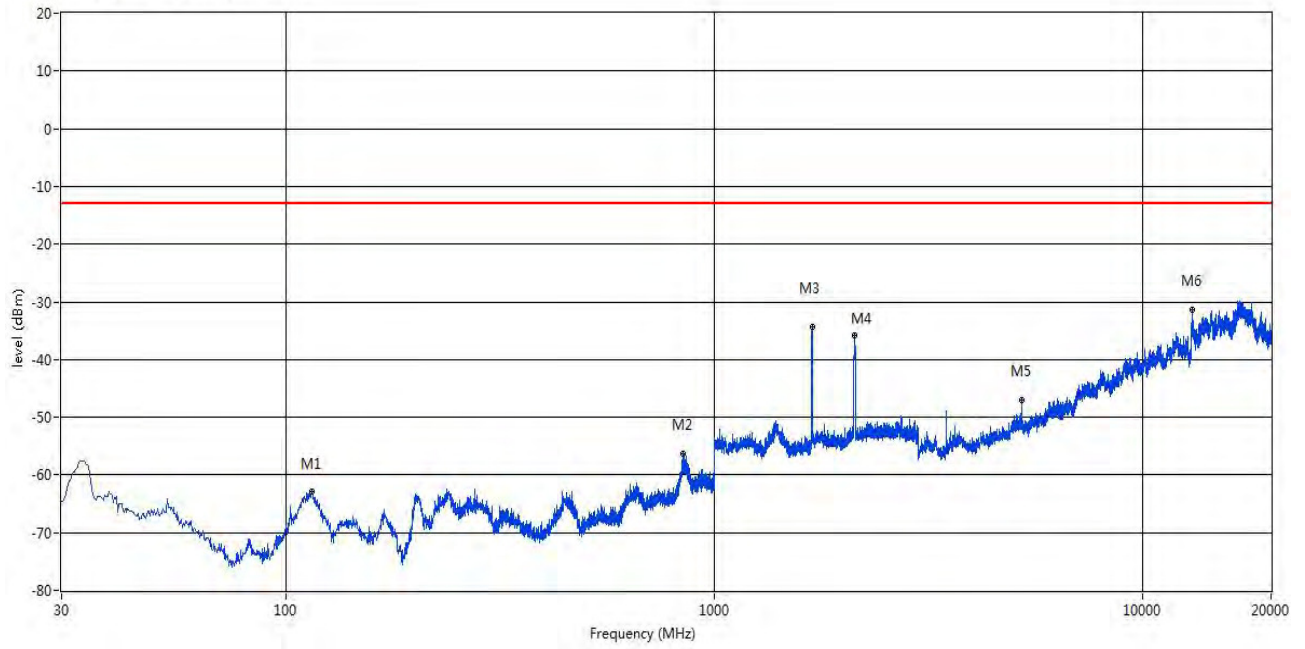
3.12 20 MHz CH20175

RSE Test case_FCC PART22&24&27_FCC PART 24



Frequency (MHz)	Result (dBm)	Factor (dB)	PK Limit (dBm)	Margin (dB)	Table (o)	ANT	EUT	Verdict
110.025	-62.42	-5.73	-13.0	49.42	67.00	Horizontal	Horizontal	Pass
271.288	-60.18	-1.45	-13.0	47.18	298.00	Horizontal	Horizontal	Pass
853.530	-56.37	10.50	-13.0	43.37	5.30	Horizontal	Horizontal	Pass
2128.000	-37.69	9.94	-13.0	24.69	149.60	Horizontal	Horizontal	N/A
5223.000	-47.50	22.35	-13.0	34.50	17.90	Horizontal	Horizontal	Pass
13112.500	-31.13	42.07	-13.0	18.13	113.10	Horizontal	Horizontal	Pass

RSE Test case_FCC PART22&24&27_FCC PART 24

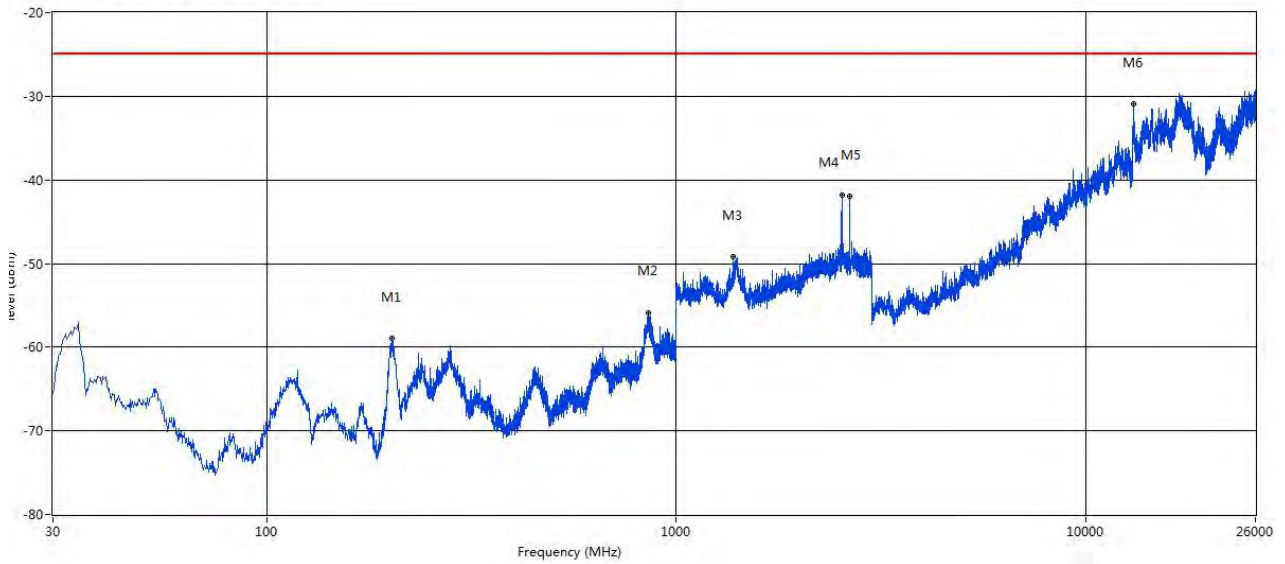


Frequency (MHz)	Result (dBm)	Factor (dB)	PK Limit (dBm)	Margin (dB)	Table (o)	ANT	EUT	Verdict
115.360	-62.82	-5.14	-13.0	49.82	231.80	Vertical	Vertical	Pass
845.285	-56.23	9.98	-13.0	43.23	35.10	Vertical	Vertical	Pass
1699.000	-34.35	8.50	-13.0	21.35	301.80	Vertical	Vertical	N/A
2136.000	-35.79	9.85	-13.0	22.79	22.60	Vertical	Vertical	N/A
5223.000	-46.99	22.35	-13.0	33.99	117.00	Vertical	Vertical	Pass
13099.813	-31.28	42.54	-13.0	18.28	85.50	Vertical	Vertical	Pass

BAND 7

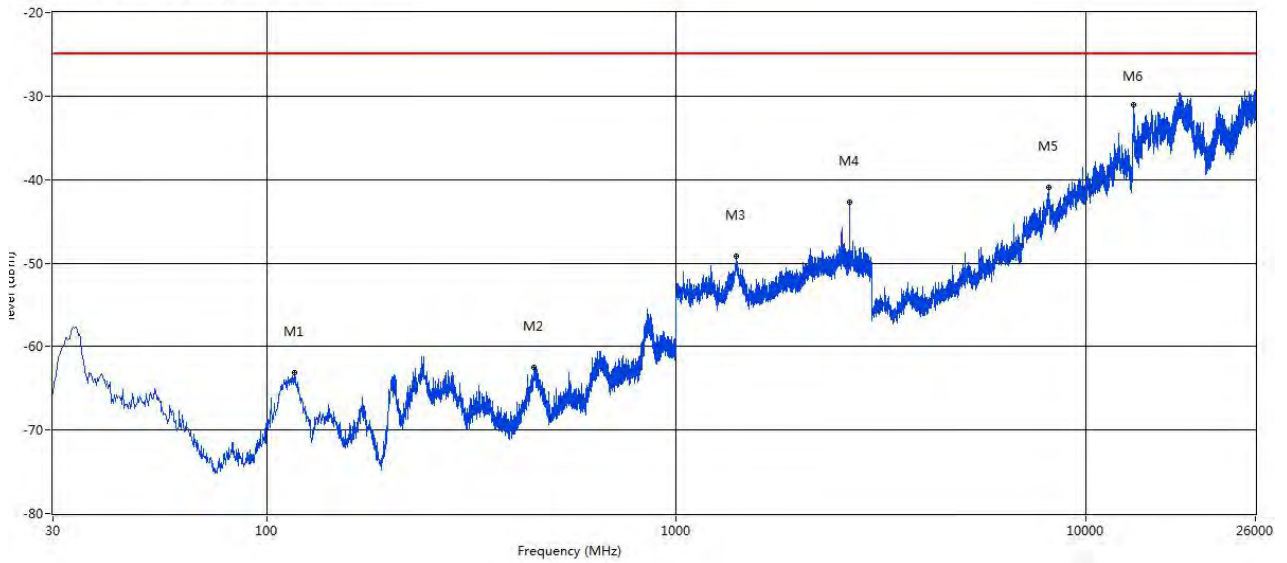
3.13 5 MHz CH21100

RSE Test case_FCC PART22&24&27_FCC PART 27(band7)



Frequency (MHz)	Result (dBm)	Factor (dB)	PK Limit (dBm)	Margin (dB)	Table (o)	ANT	EUT	Verdict
202.175	-58.99	-3.55	-25.0	33.99	298.60	Horizontal	Horizontal	Pass
855.955	-55.87	11.72	-25.0	30.87	42.10	Horizontal	Horizontal	Pass
1379.000	-49.20	10.45	-25.0	24.20	86.20	Horizontal	Horizontal	Pass
2537.000	-41.87	13.61	-25.0	16.87	248.80	Horizontal	Horizontal	N/A
2654.000	-42.01	12.99	-25.0	17.01	40.60	Horizontal	Horizontal	N/A
13114.313	-30.97	42.00	-25.0	5.97	104.50	Horizontal	Horizontal	Pass

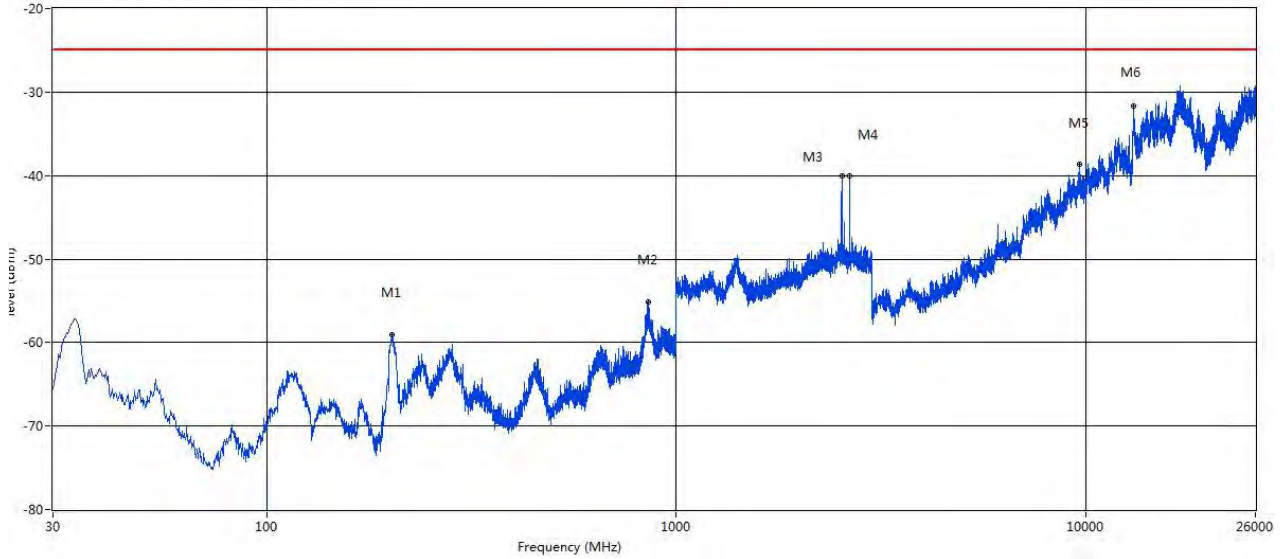
RSE Test case_FCC PART22&24&27_FCC PART 27(band7)



Frequency (MHz)	Result (dBm)	Factor (dB)	PK Limit (dBm)	Margin (dB)	Table (o)	ANT	EUT	Verdict
117.058	-63.19	-5.37	-25.0	38.19	209.70	Vertical	Vertical	Pass
448.555	-62.53	3.87	-25.0	37.53	231.50	Vertical	Vertical	Pass
1398.500	-49.19	11.62	-25.0	24.19	360.00	Vertical	Vertical	Pass
2653.500	-42.73	13.01	-25.0	17.73	360.00	Vertical	Vertical	N/A
8140.687	-40.95	31.41	-25.0	15.95	146.90	Vertical	Vertical	Pass
13098.000	-31.07	42.42	-25.0	6.07	294.00	Vertical	Vertical	Pass

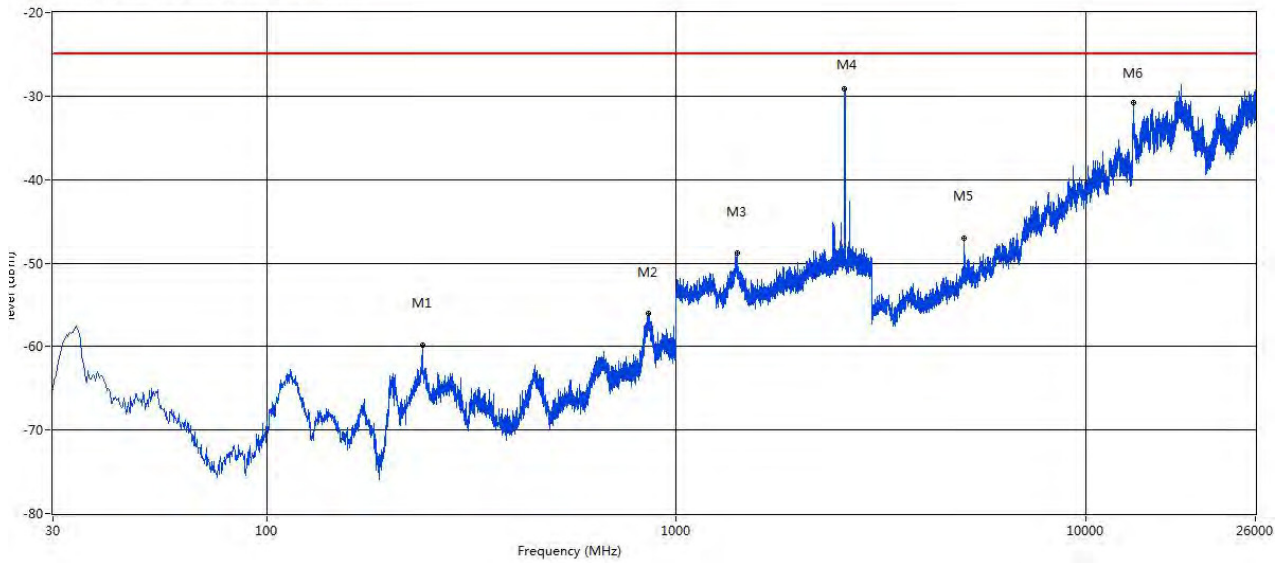
3.14 10 MHz CH21100

RSE Test case_FCC PART22&24&27_FCC PART 27(band7)



Frequency (MHz)	Result (dBm)	Factor (dB)	PK Limit (dBm)	Margin (dB)	Table (o)	ANT	EUT	Verdict
202.175	-59.02	-3.55	-25.0	34.02	303.40	Horizontal	Horizontal	Pass
855.955	-55.16	11.72	-25.0	30.16	165.20	Horizontal	Horizontal	Pass
2539.000	-40.04	13.61	-25.0	15.04	290.30	Horizontal	Horizontal	N/A
2654.000	-40.04	12.99	-25.0	15.04	307.00	Horizontal	Horizontal	N/A
9664.125	-38.60	34.67	-25.0	13.60	9.70	Horizontal	Horizontal	Pass
13079.875	-31.63	41.26	-25.0	6.63	3.20	Horizontal	Horizontal	Pass

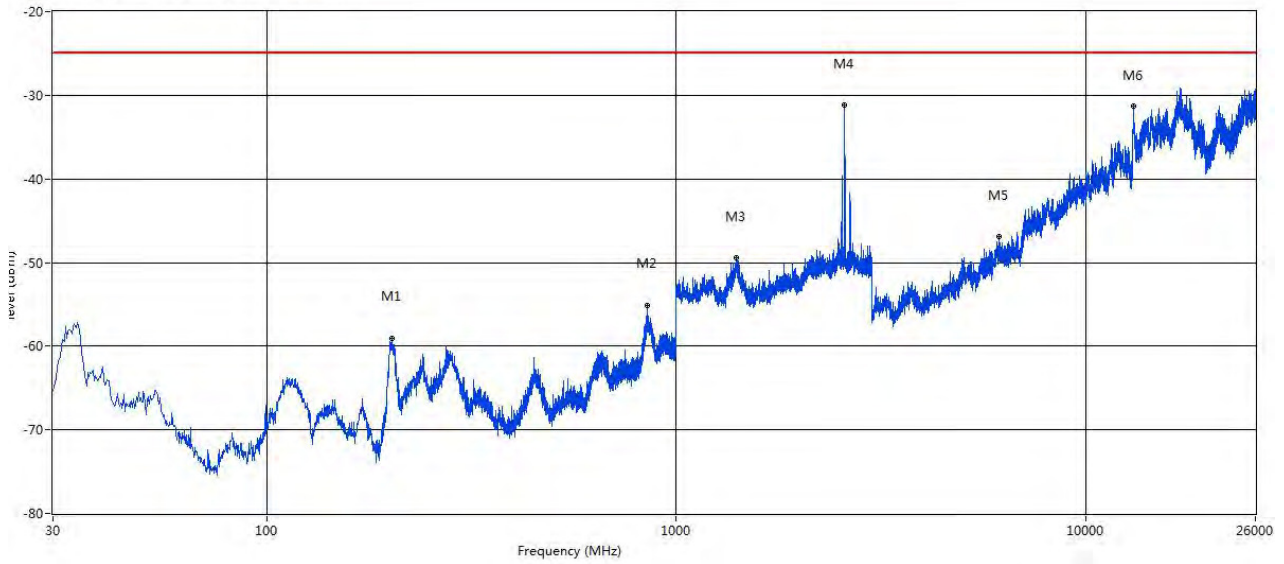
RSE Test case_FCC PART22&24&27_FCC PART 27(band7)



Frequency (MHz)	Result (dBm)	Factor (dB)	PK Limit (dBm)	Margin (dB)	Table (o)	ANT	EUT	Verdict
239.520	-59.83	3.30	-25.0	34.83	345.70	Vertical	Vertical	Pass
852.560	-56.09	11.78	-25.0	31.09	323.30	Vertical	Vertical	Pass
1406.000	-48.83	11.46	-25.0	23.83	59.60	Vertical	Vertical	Pass
2576.000	-29.12	13.69	-25.0	4.12	146.40	Vertical	Vertical	N/A
5062.125	-46.97	22.02	-25.0	21.97	134.80	Vertical	Vertical	Pass
13101.625	-30.84	42.49	-25.0	5.84	218.60	Vertical	Vertical	Pass

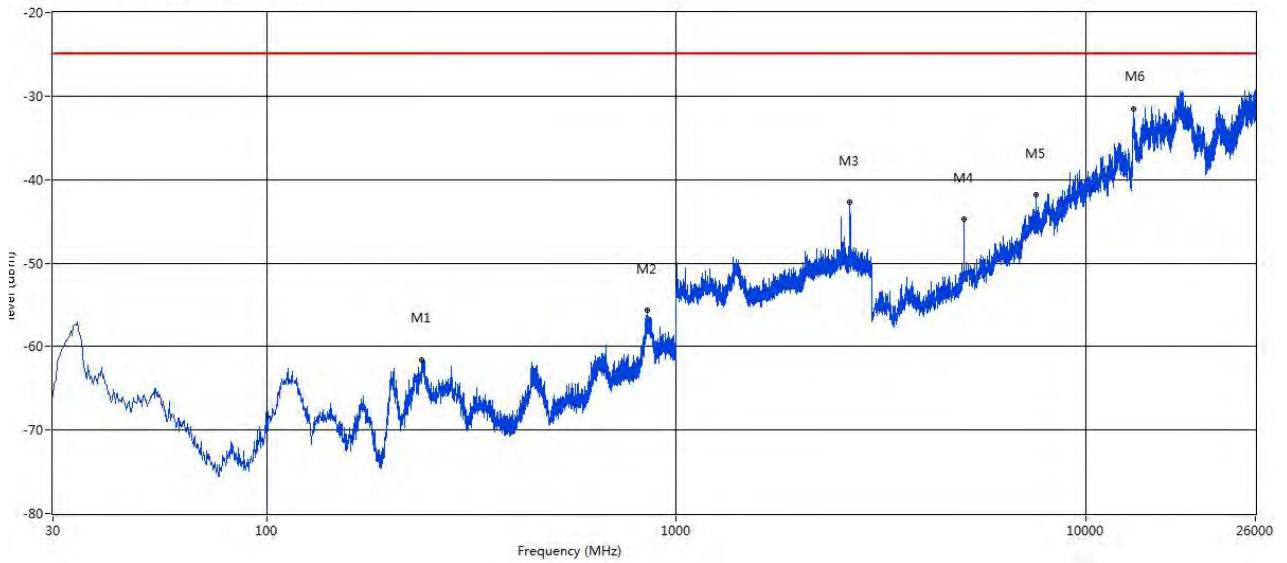
3.15 15 MHz CH21100

RSE Test case_FCC PART22&24&27_FCC PART 27(band7)



Frequency (MHz)	Result (dBm)	Factor (dB)	PK Limit (dBm)	Margin (dB)	Table (o)	ANT	EUT	Verdict
202.417	-59.02	-3.66	-25.0	34.02	301.70	Horizontal	Horizontal	Pass
849.165	-55.17	11.75	-25.0	30.17	125.00	Horizontal	Horizontal	Pass
1400.500	-49.48	11.78	-25.0	24.48	97.70	Horizontal	Horizontal	Pass
2578.000	-31.18	13.69	-25.0	6.18	72.20	Horizontal	Horizontal	N/A
6139.500	-46.91	24.28	-25.0	21.91	0.40	Horizontal	Horizontal	Pass
13114.313	-31.27	42.00	-25.0	6.27	100.20	Horizontal	Horizontal	Pass

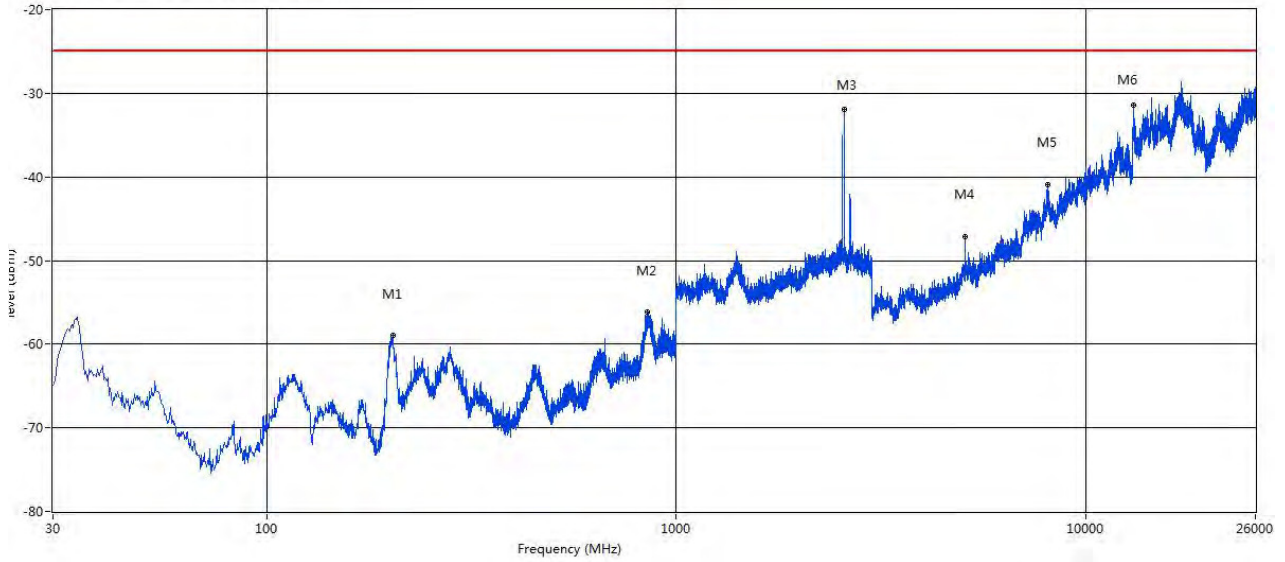
RSE Test case_FCC PART22&24&27_FCC PART 27(band7)



Frequency (MHz)	Result (dBm)	Factor (dB)	PK Limit (dBm)	Margin (dB)	Table (o)	ANT	EUT	Verdict
238.792	-61.63	3.01	-25.0	36.63	28.20	Vertical	Vertical	Pass
850.862	-55.71	11.81	-25.0	30.71	260.40	Vertical	Vertical	Pass
2657.000	-42.66	13.07	-25.0	17.66	165.00	Vertical	Vertical	N/A
5057.250	-44.79	22.08	-25.0	19.79	135.50	Vertical	Vertical	Pass
7584.937	-41.87	28.53	-25.0	16.87	312.00	Vertical	Vertical	Pass
13110.688	-31.58	42.14	-25.0	6.58	10.20	Vertical	Vertical	Pass

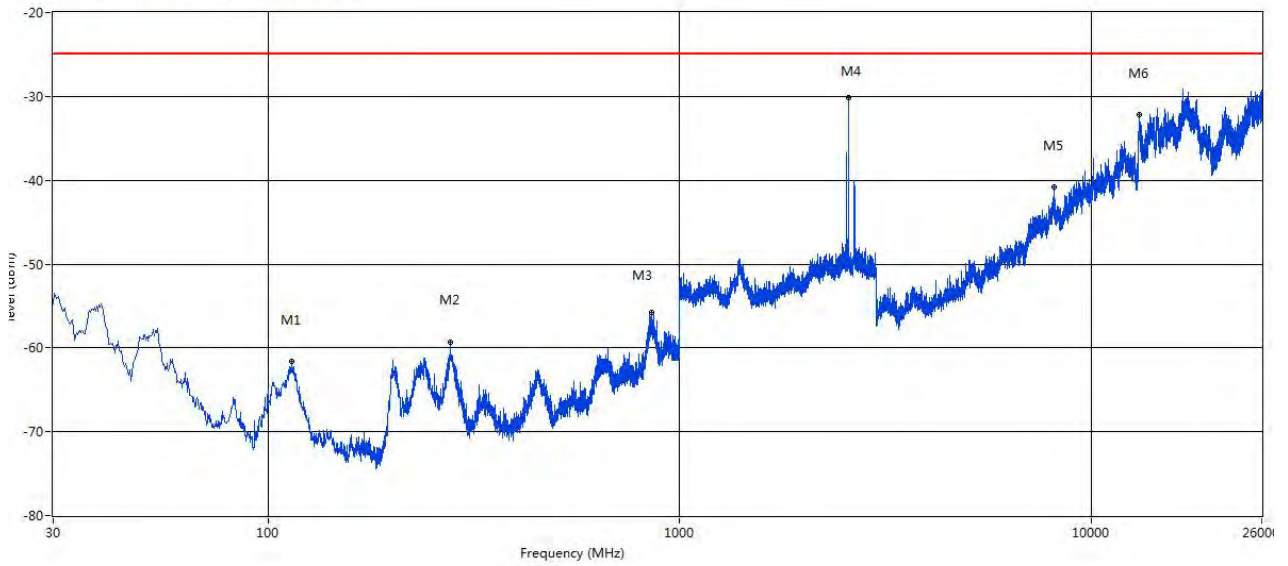
3.16 20 MHz CH21100

RSE Test case_FCC PART22&24&27_FCC PART 27(band7)



Frequency (MHz)	Result (dBm)	Factor (dB)	PK Limit (dBm)	Margin (dB)	Table (o)	ANT	EUT	Verdict
202.902	-58.94	-3.88	-25.0	33.94	312.50	Horizontal	Horizontal	Pass
852.075	-56.20	11.82	-25.0	31.20	287.50	Horizontal	Horizontal	Pass
2579.500	-31.89	13.69	-25.0	6.89	280.00	Horizontal	Horizontal	N/A
5086.500	-47.10	22.06	-25.0	22.10	202.90	Horizontal	Horizontal	Pass
8084.625	-40.87	31.86	-25.0	15.87	111.70	Horizontal	Horizontal	Pass
13101.625	-31.41	42.49	-25.0	6.41	259.10	Horizontal	Horizontal	Pass

RSE Test case_FCC PART22&24&27_FCC PART 27(band7)



Frequency (MHz)	Result (dBm)	Factor (dB)	PK Limit (dBm)	Margin (dB)	Table (o)	ANT	EUT	Verdict
113.905	-61.61	-4.94	-25.0	36.61	192.10	Vertical	Vertical	Pass
277.108	-59.27	-1.71	-25.0	34.27	310.90	Vertical	Vertical	Pass
853.530	-55.83	11.72	-25.0	30.83	255.10	Vertical	Vertical	Pass
2579.500	-30.20	13.69	-25.0	5.20	142.50	Vertical	Vertical	N/A
8123.625	-40.84	31.61	-25.0	15.84	2.60	Vertical	Vertical	Pass
13099.813	-32.19	42.54	-25.0	7.19	284.50	Vertical	Vertical	Pass

END