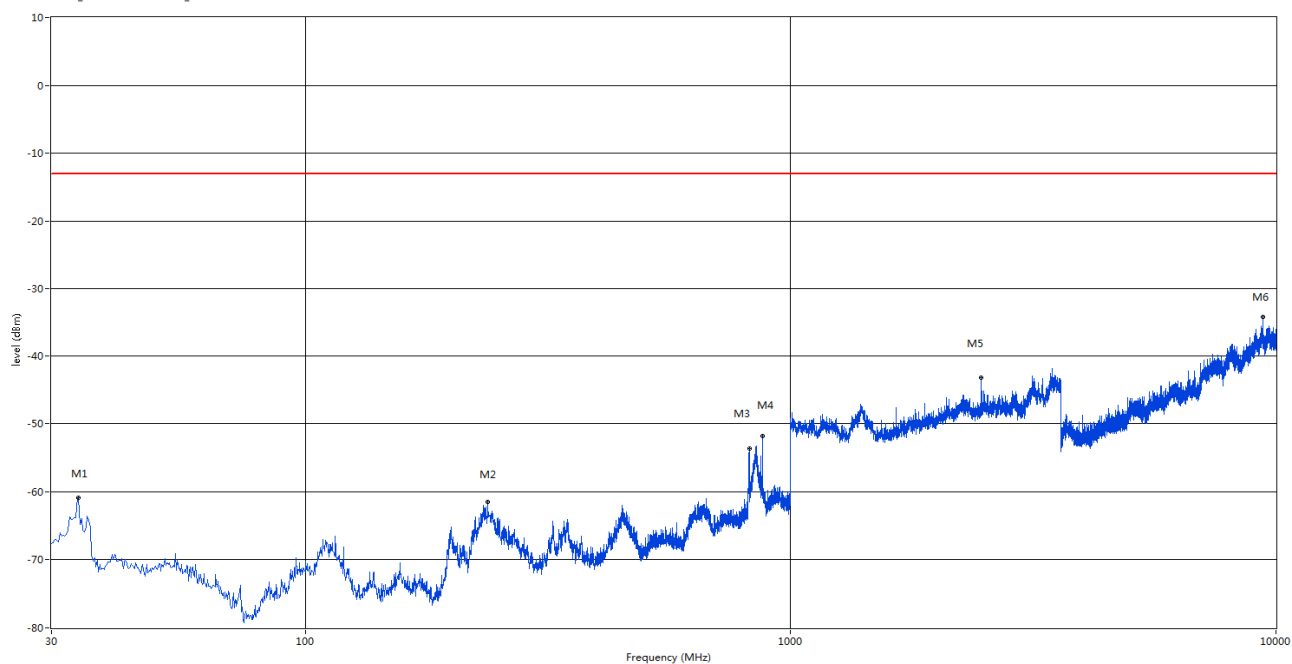


A.7 Field Strength of Spurious Radiation

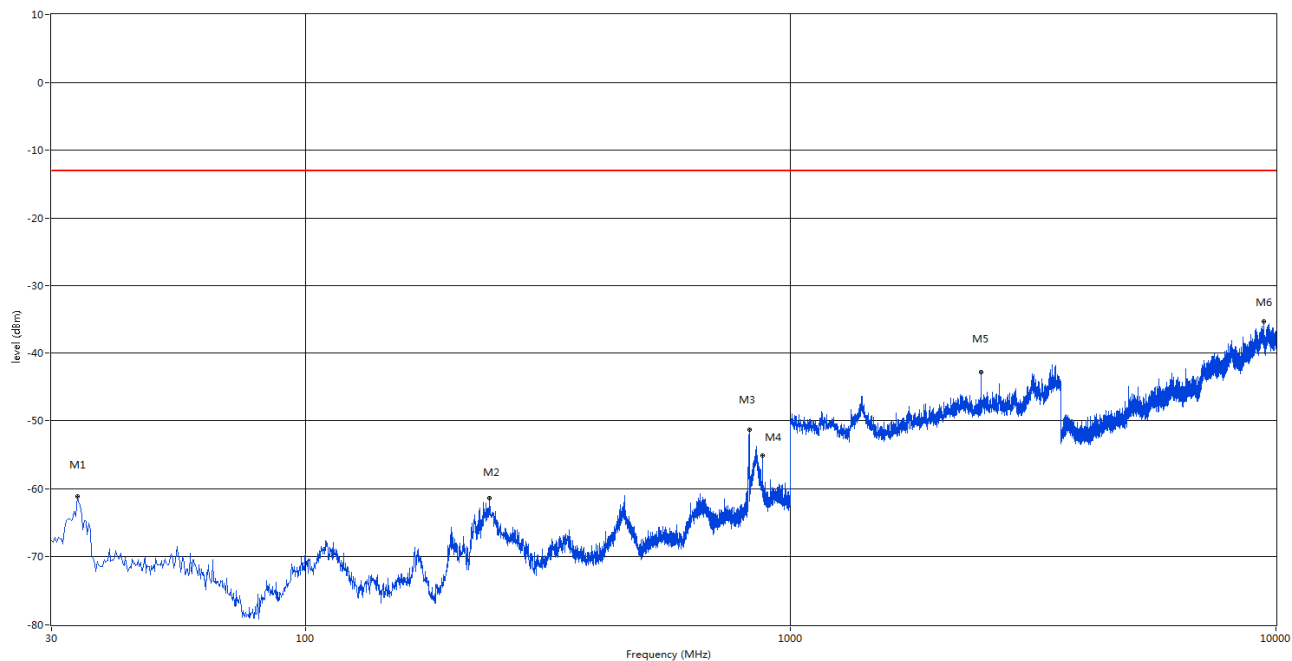
1.1. GSM850 CH128

RSE Test case_FCC PART22&24&27_FCC PART 22



Frequency (MHz)	Result (dBm)	Factor (dB)	PK Limit (dBm)	Margin (dB)	Table (o)	ANT	EUT	Verdict
34.123	-60.84	-6.65	-13.0	47.84	164.50	Horizontal	Horizontal	Pass
237.580	-61.53	1.73	-13.0	48.53	343.10	Horizontal	Horizontal	Pass
824.188	-53.64	8.68	-13.0	40.64	218.10	Horizontal	Horizontal	N/A
876.082	-51.85	8.84	-13.0	38.85	328.10	Horizontal	Horizontal	N/A
2472.250	-43.23	13.51	-13.0	30.23	54.10	Horizontal	Horizontal	Pass
9383.999	-34.19	34.57	-13.0	21.19	255.60	Horizontal	Horizontal	Pass

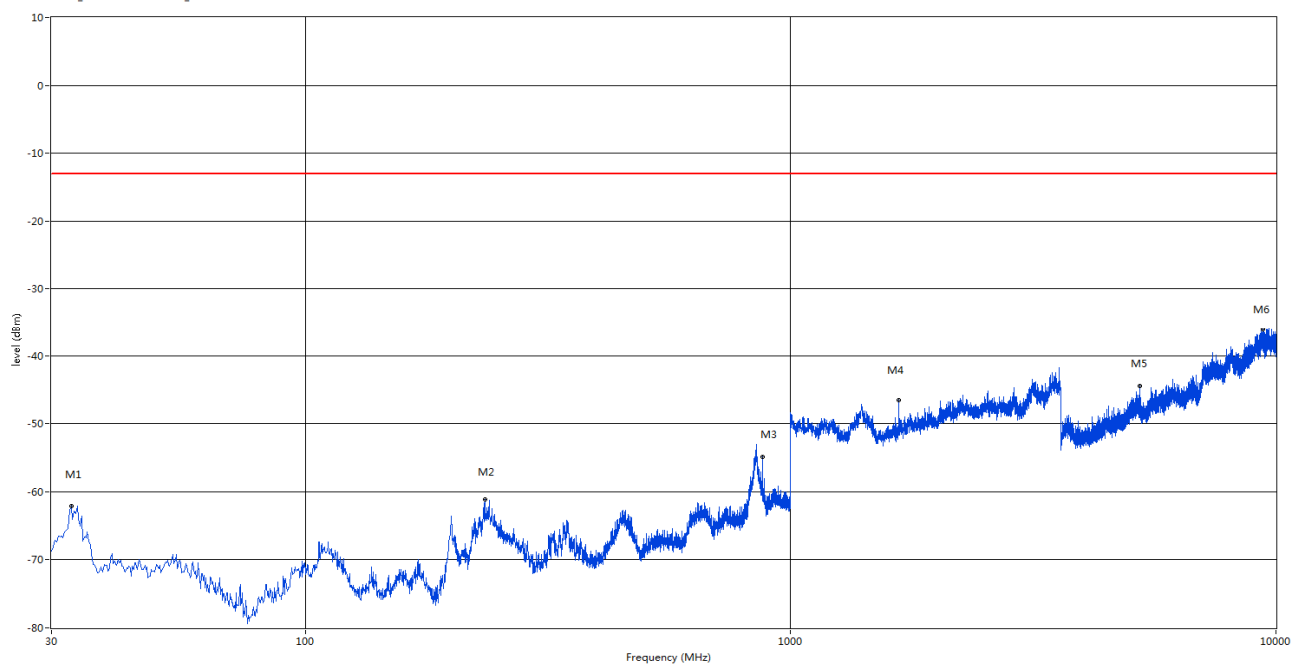
RSE Test case_FCC PART22&24&27_FCC PART 22



Frequency (MHz)	Result (dBm)	Factor (dB)	PK Limit (dBm)	Margin (dB)	Table (o)	ANT	EUT	Verdict
33.880	-61.07	-6.71	-13.0	48.07	194.50	Vertical	Vertical	Pass
239.762	-61.41	2.48	-13.0	48.41	87.30	Vertical	Vertical	Pass
821.520	-51.34	8.13	-13.0	38.34	87.30	Vertical	Vertical	N/A
875.840	-55.10	8.88	-13.0	42.10	326.60	Vertical	Vertical	N/A
2472.250	-42.89	13.51	-13.0	29.89	104.00	Vertical	Vertical	Pass
9447.999	-35.22	33.20	-13.0	22.22	14.40	Vertical	Vertical	Pass

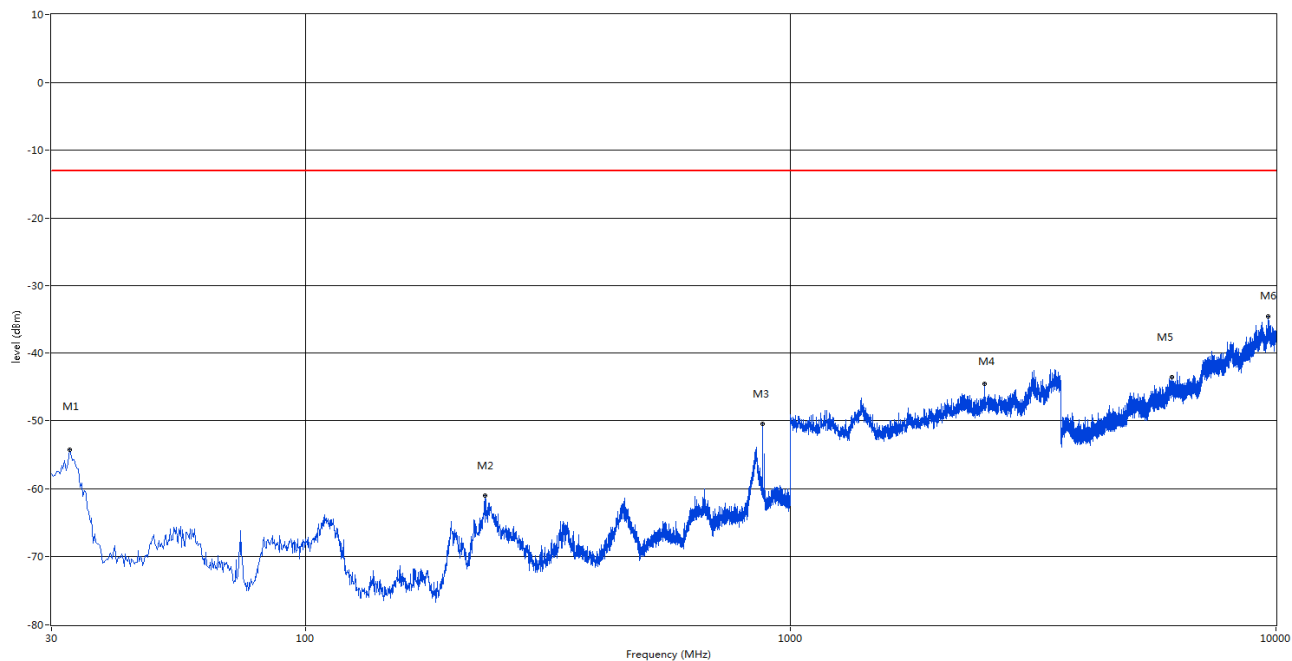
1.2. GSM850 CH190

RSE Test case_FCC PART22&24&27_FCC PART 22



Frequency (MHz)	Result (dBm)	Factor (dB)	PK Limit (dBm)	Margin (dB)	Table (o)	ANT	EUT	Verdict
32.910	-62.09	-6.94	-13.0	49.09	151.60	Horizontal	Horizontal	Pass
234.428	-61.16	0.58	-13.0	48.16	313.30	Horizontal	Horizontal	Pass
876.082	-54.82	8.84	-13.0	41.82	220.60	Horizontal	Horizontal	N/A
1673.400	-46.56	10.20	-13.0	33.56	122.90	Horizontal	Horizontal	Pass
5247.000	-44.40	22.21	-13.0	31.40	313.60	Horizontal	Horizontal	Pass
9405.000	-36.05	34.22	-13.0	23.05	97.20	Horizontal	Horizontal	Pass

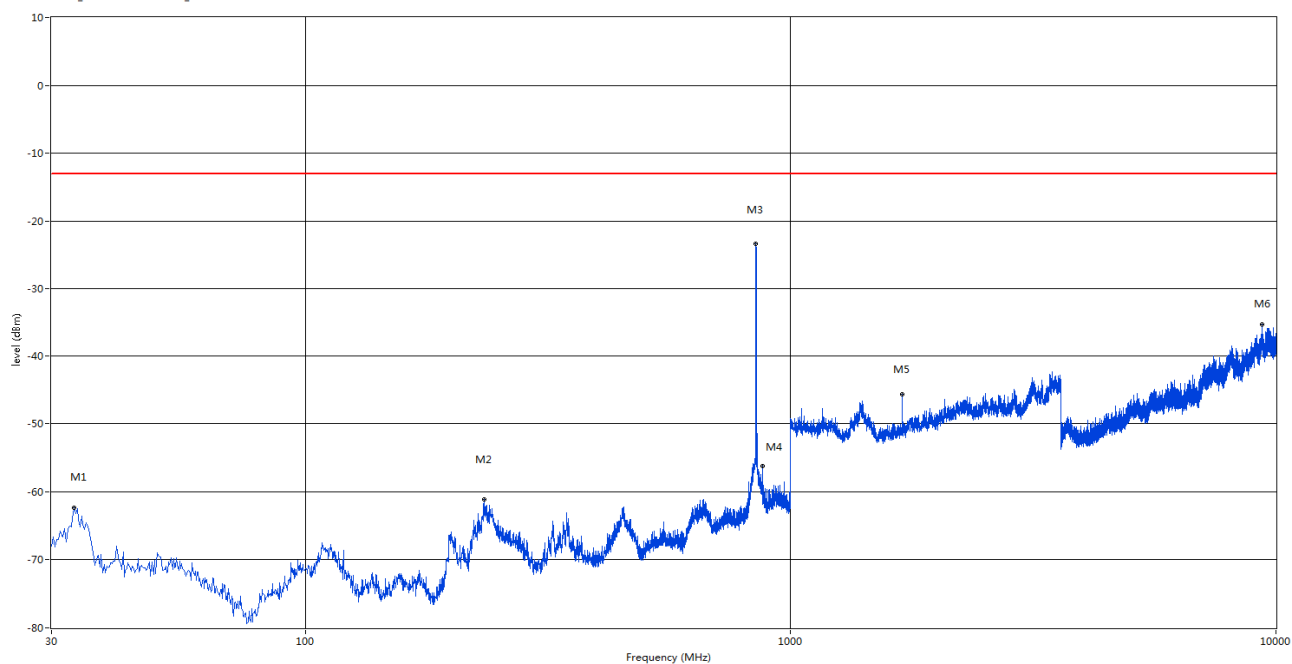
RSE Test case_FCC PART22&24&27_FCC PART 22



Frequency (MHz)	Result (dBm)	Factor (dB)	PK Limit (dBm)	Margin (dB)	Table (o)	ANT	EUT	Verdict
32.667	-54.20	-6.99	-13.0	41.20	335.80	Vertical	Vertical	Pass
234.428	-60.95	0.58	-13.0	47.95	127.80	Vertical	Vertical	Pass
876.082	-50.41	8.84	-13.0	37.41	139.40	Vertical	Vertical	N/A
2508.650	-44.61	14.21	-13.0	31.61	97.20	Vertical	Vertical	Pass
6092.000	-43.64	24.32	-13.0	30.64	254.00	Vertical	Vertical	Pass
9655.000	-34.56	34.56	-13.0	21.56	264.40	Vertical	Vertical	Pass

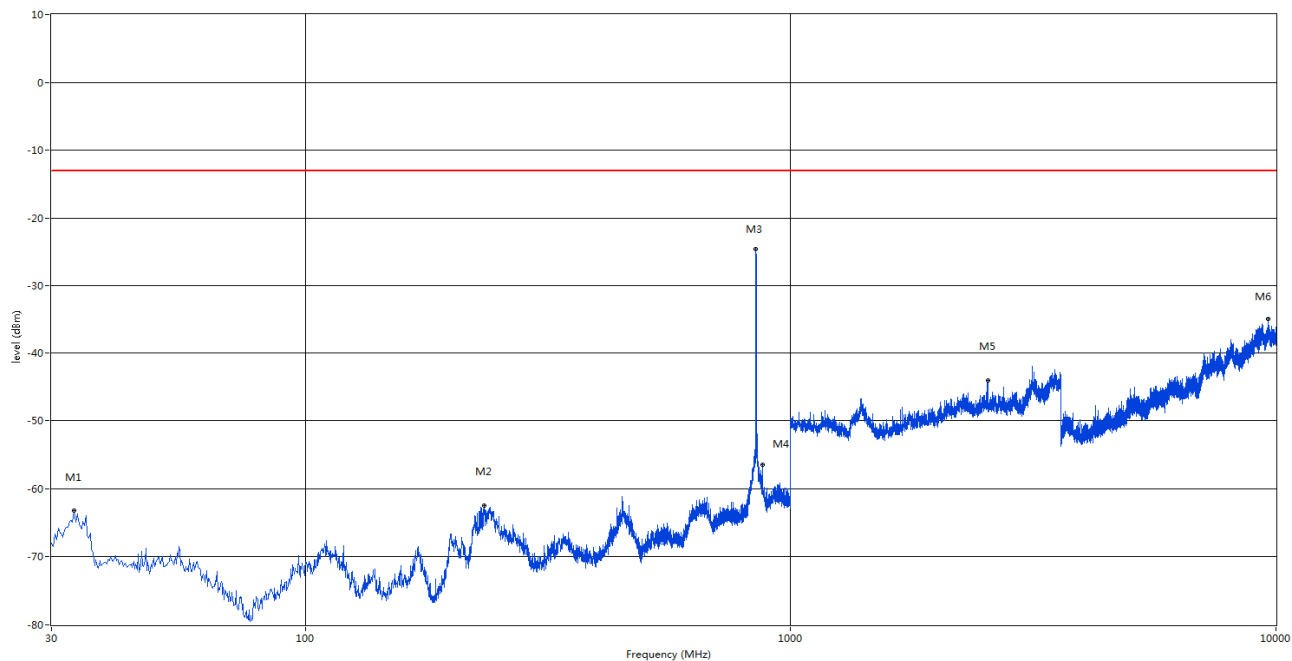
1.3. GSM850 CH251

RSE Test case_FCC PART22&24&27_FCC PART 22



Frequency (MHz)	Result (dBm)	Factor (dB)	PK Limit (dBm)	Margin (dB)	Table (o)	ANT	EUT	Verdict
33.395	-62.33	-6.83	-13.0	49.33	187.10	Horizontal	Horizontal	Pass
234.185	-61.17	0.48	-13.0	48.17	308.10	Horizontal	Horizontal	Pass
848.680	-23.35	13.85	-13.0	10.35	97.20	Horizontal	Horizontal	N/A
876.082	-56.24	8.84	-13.0	43.24	334.50	Horizontal	Horizontal	N/A
1697.450	-45.63	10.55	-13.0	32.63	98.60	Horizontal	Horizontal	Pass
9379.000	-35.28	34.52	-13.0	22.28	1.80	Horizontal	Horizontal	Pass

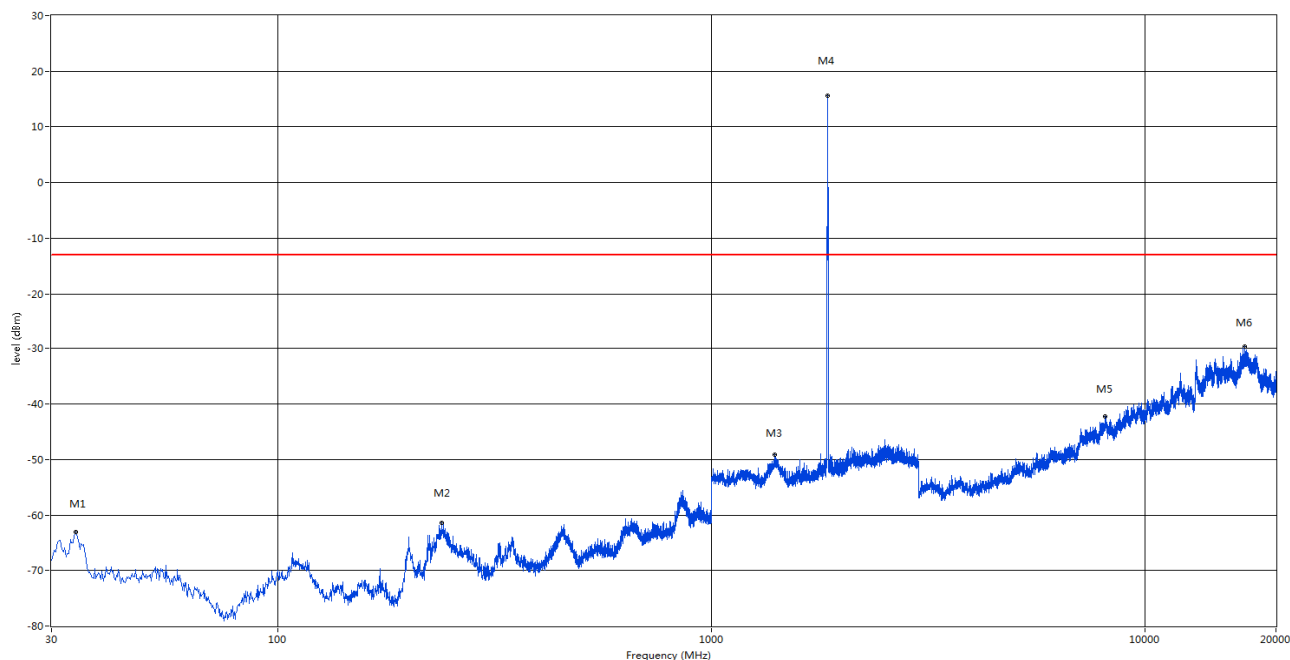
RSE Test case_FCC PART22&24&27_FCC PART 22



Frequency (MHz)	Result (dBm)	Factor (dB)	PK Limit (dBm)	Margin (dB)	Table (o)	ANT	EUT	Verdict
33.395	-63.24	-6.83	-13.0	50.24	134.60	Vertical	Vertical	Pass
234.185	-62.47	0.48	-13.0	49.47	300.30	Vertical	Vertical	Pass
848.680	-24.62	13.85	-13.0	11.62	243.70	Vertical	Vertical	N/A
875.840	-56.46	8.88	-13.0	43.46	1.60	Vertical	Vertical	N/A
2546.350	-44.06	14.91	-13.0	31.06	133.00	Vertical	Vertical	Pass
9639.000	-34.89	34.35	-13.0	21.89	119.10	Vertical	Vertical	Pass

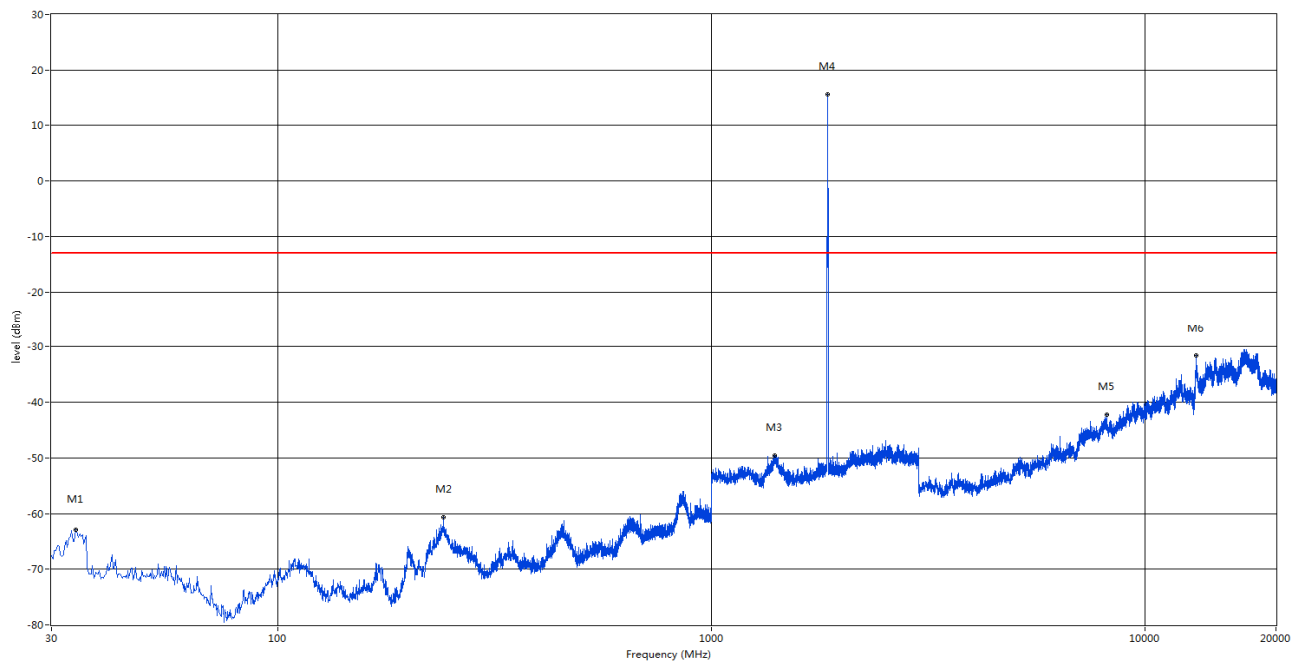
1.4. GSM1900 CH512

RSE Test case_FCC PART22&24&27_FCC PART 24



Frequency (MHz)	Result (dBm)	Factor (dB)	PK Limit (dBm)	Margin (dB)	Table (o)	ANT	EUT	Verdict
34.123	-63.12	-6.16	-13.0	50.12	203.50	Horizontal	Horizontal	Pass
238.307	-61.38	2.82	-13.0	48.38	341.50	Horizontal	Horizontal	Pass
1399.500	-49.15	11.69	-13.0	36.15	114.30	Horizontal	Horizontal	Pass
1850.000	15.62	10.34	-13.0	-28.62	288.10	Horizontal	Horizontal	N/A
8070.000	-42.27	31.66	-13.0	29.27	0.00	Horizontal	Horizontal	Pass
16940.500	-29.66	38.83	-13.0	16.66	121.50	Horizontal	Horizontal	Pass

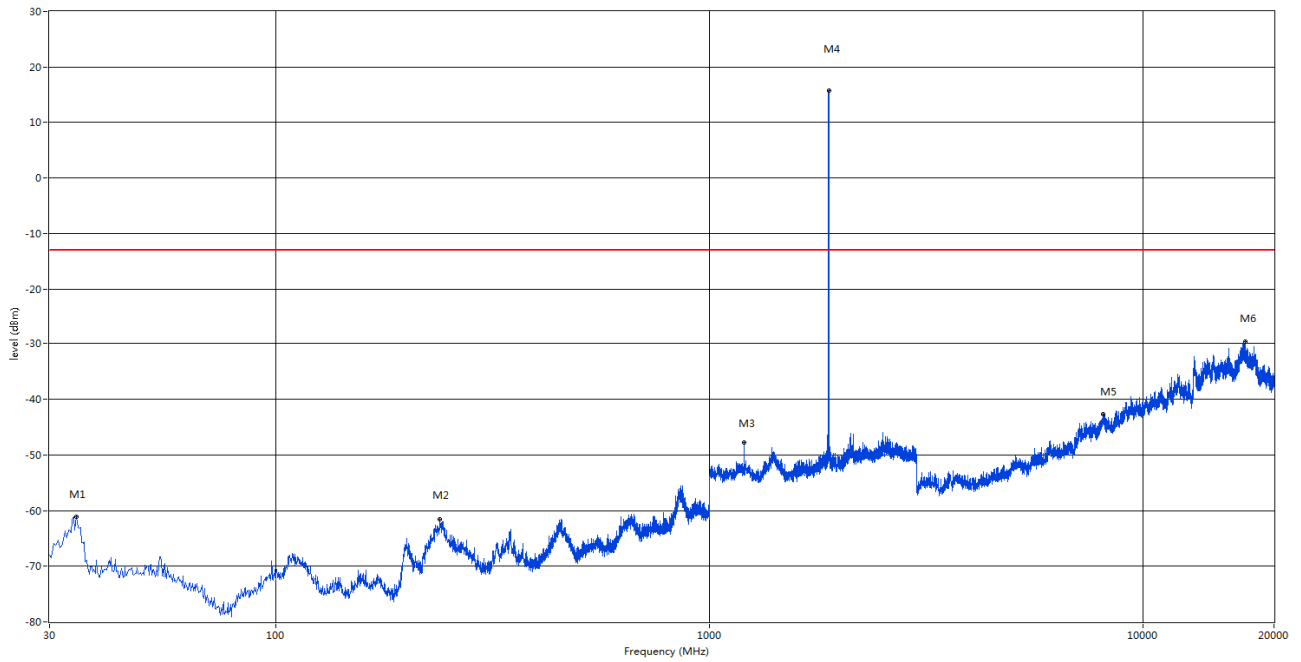
RSE Test case_FCC PART22&24&27_FCC PART 24



Frequency (MHz)	Result (dBm)	Factor (dB)	PK Limit (dBm)	Margin (dB)	Table (o)	ANT	EUT	Verdict
34.123	-62.89	-6.16	-13.0	49.89	135.70	Vertical	Vertical	Pass
240.732	-60.62	3.19	-13.0	47.62	120.40	Vertical	Vertical	Pass
1396.500	-49.58	11.47	-13.0	36.58	17.60	Vertical	Vertical	Pass
1850.000	15.64	10.34	-13.0	-28.64	95.40	Vertical	Vertical	N/A
8155.313	-42.18	31.24	-13.0	29.18	224.40	Vertical	Vertical	Pass
13107.063	-31.62	42.28	-13.0	18.62	296.40	Vertical	Vertical	Pass

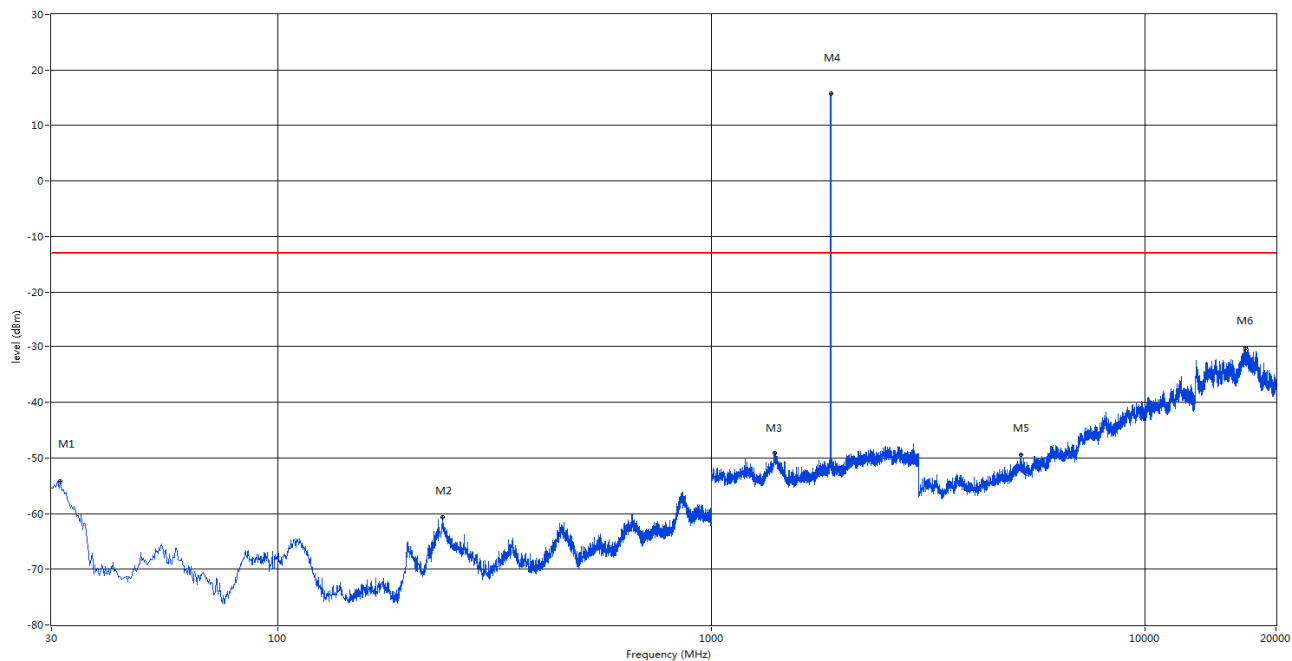
1.5. GSM1900 CH661

RSE Test case_FCC PART22&24&27_FCC PART 24



Frequency (MHz)	Result (dBm)	Factor (dB)	PK Limit (dBm)	Margin (dB)	Table (o)	ANT	EUT	Verdict
34.608	-61.14	-6.08	-13.0	48.14	177.80	Horizontal	Horizontal	Pass
238.065	-61.56	2.72	-13.0	48.56	319.80	Horizontal	Horizontal	Pass
1199.000	-47.82	8.80	-13.0	34.82	7.40	Horizontal	Horizontal	Pass
1880.000	15.80	10.52	-13.0	-28.80	227.90	Horizontal	Horizontal	N/A
8077.313	-42.66	31.78	-13.0	29.66	6.20	Horizontal	Horizontal	Pass
17183.375	-29.59	39.96	-13.0	16.59	359.30	Horizontal	Horizontal	Pass

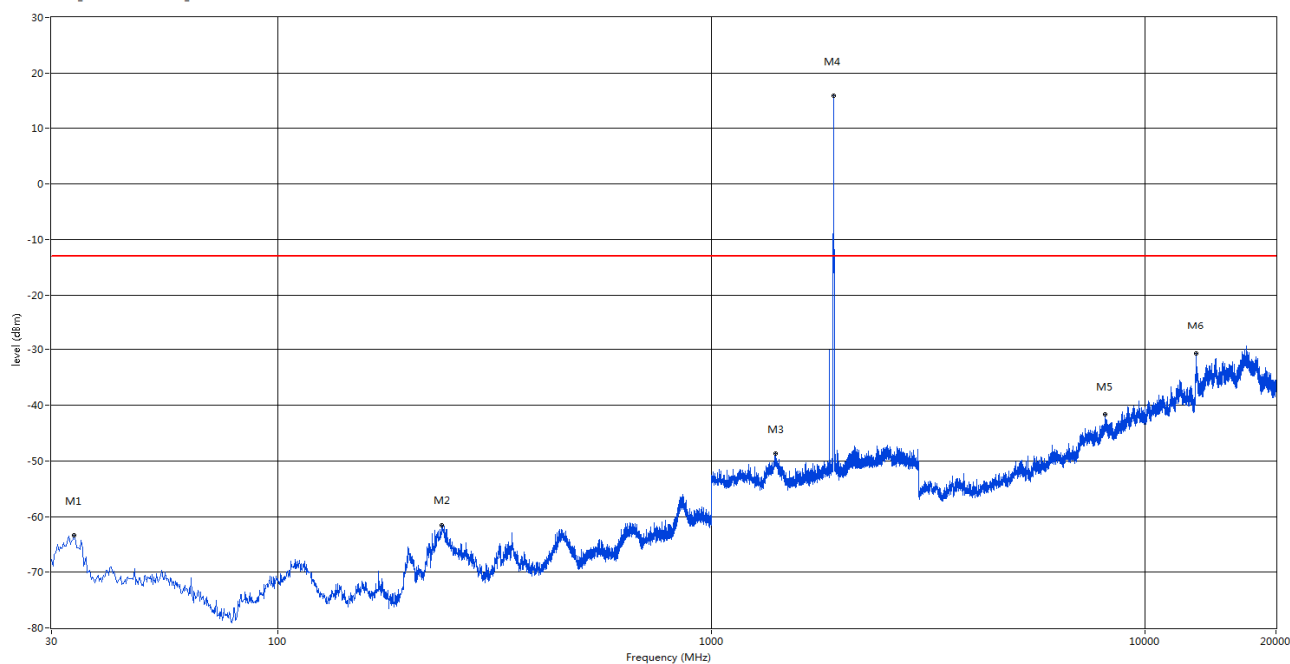
RSE Test case_FCC PART2&24&27_FCC PART 24



Frequency (MHz)	Result (dBm)	Factor (dB)	PK Limit (dBm)	Margin (dB)	Table (o)	ANT	EUT	Verdict
31.455	-54.27	-7.01	-13.0	41.27	332.90	Vertical	Vertical	Pass
239.762	-60.60	3.39	-13.0	47.60	113.60	Vertical	Vertical	Pass
1398.000	-49.09	11.59	-13.0	36.09	360.80	Vertical	Vertical	Pass
1880.000	15.79	10.52	-13.0	-28.79	25.30	Vertical	Vertical	N/A
5169.375	-49.39	22.50	-13.0	36.39	110.70	Vertical	Vertical	Pass
17027.500	-30.18	39.13	-13.0	17.18	189.10	Vertical	Vertical	Pass

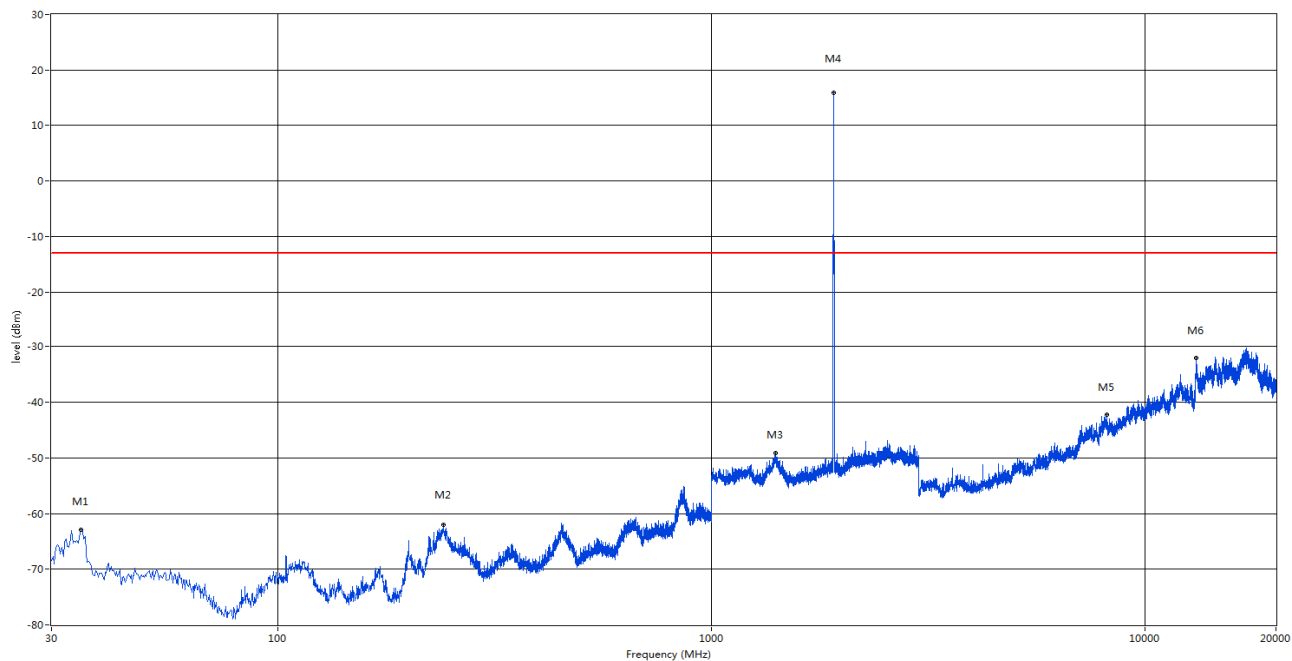
1.6. GSM1900 CH810

RSE Test case_FCC PART22&24&27_FCC PART 24



Frequency (MHz)	Result (dBm)	Factor (dB)	PK Limit (dBm)	Margin (dB)	Table (o)	ANT	EUT	Verdict
33.880	-63.41	-6.20	-13.0	50.41	136.30	Horizontal	Horizontal	Pass
238.792	-61.60	3.01	-13.0	48.60	338.60	Horizontal	Horizontal	Pass
1400.500	-48.65	11.78	-13.0	35.65	0.00	Horizontal	Horizontal	Pass
1909.500	15.93	10.41	-13.0	-28.93	146.10	Horizontal	Horizontal	N/A
8057.812	-41.70	31.47	-13.0	28.70	214.00	Horizontal	Horizontal	Pass
13099.813	-30.77	42.54	-13.0	17.77	295.70	Horizontal	Horizontal	Pass

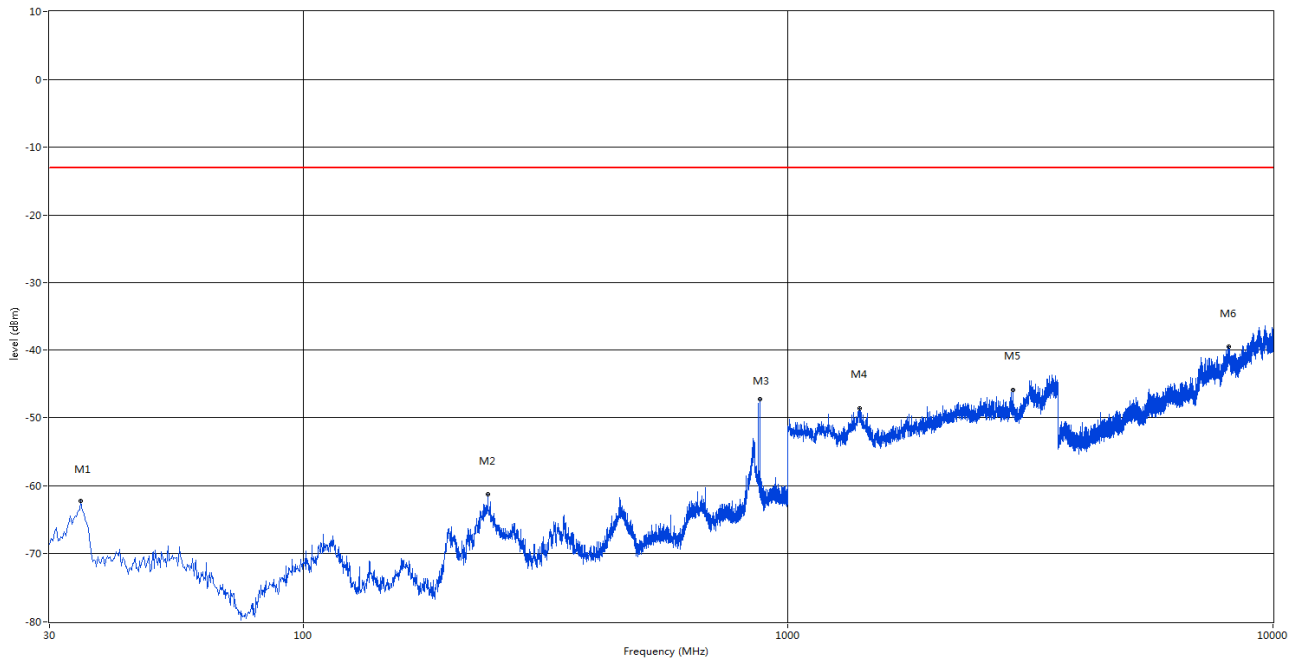
RSE Test case_FCC PART22&24&27_FCC PART 24



Frequency (MHz)	Result (dBm)	Factor (dB)	PK Limit (dBm)	Margin (dB)	Table (o)	ANT	EUT	Verdict
35.093	-62.87	-5.97	-13.0	49.87	241.00	Vertical	Vertical	Pass
240.732	-62.05	3.19	-13.0	49.05	301.40	Vertical	Vertical	Pass
1400.000	-49.16	11.75	-13.0	36.16	260.40	Vertical	Vertical	Pass
1909.500	15.93	10.41	-13.0	-28.93	260.40	Vertical	Vertical	N/A
8130.937	-42.26	31.53	-13.0	29.26	1.00	Vertical	Vertical	Pass
13107.063	-32.07	42.28	-13.0	19.07	137.10	Vertical	Vertical	Pass

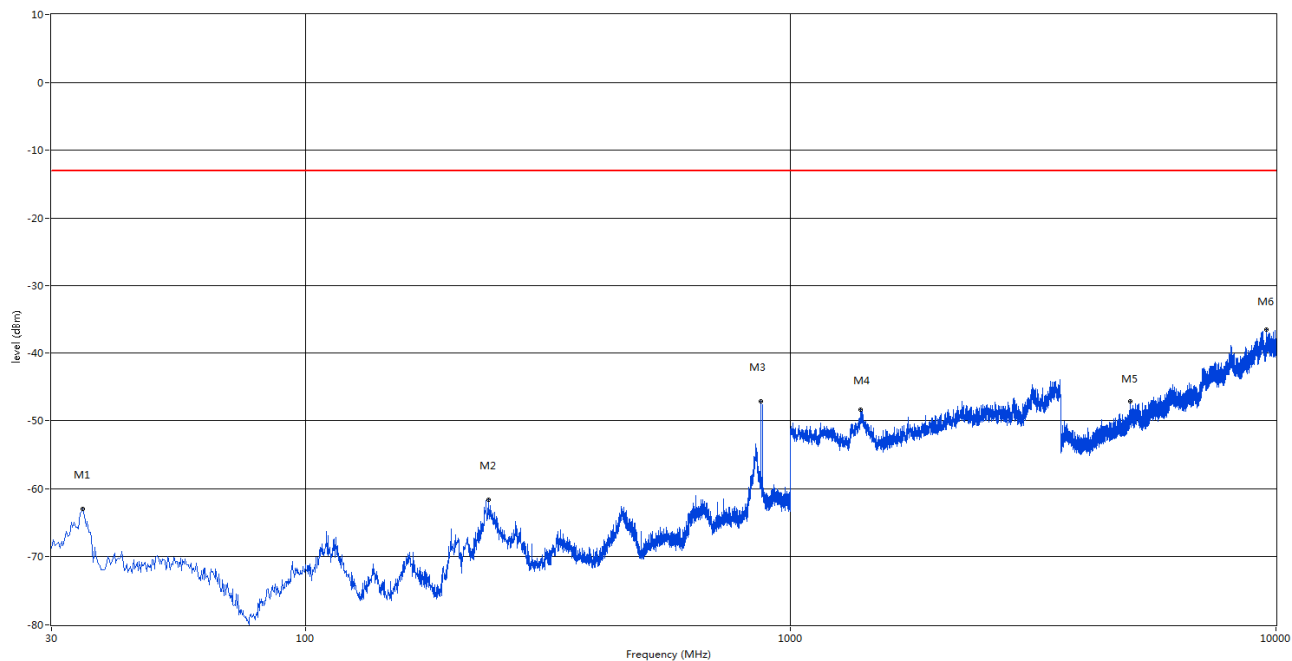
1.7.EGPRS850 CH128

RSE Test case_FCC PART22&24&27_FCC PART 22



Frequency (MHz)	Result (dBm)	Factor (dB)	PK Limit (dBm)	Margin (dB)	Table (o)	ANT	EUT	Verdict
34.850	-62.23	-6.45	-13.0	49.23	217.70	Horizontal	Horizontal	Pass
240.732	-61.29	2.36	-13.0	48.29	61.10	Horizontal	Horizontal	Pass
876.082	-47.32	8.84	-13.0	34.32	327.50	Horizontal	Horizontal	N/A
1404.950	-48.59	12.40	-13.0	35.59	199.80	Horizontal	Horizontal	Pass
2913.600	-45.90	16.65	-13.0	32.90	257.00	Horizontal	Horizontal	Pass
8115.000	-39.49	31.72	-13.0	26.49	302.30	Horizontal	Horizontal	Pass

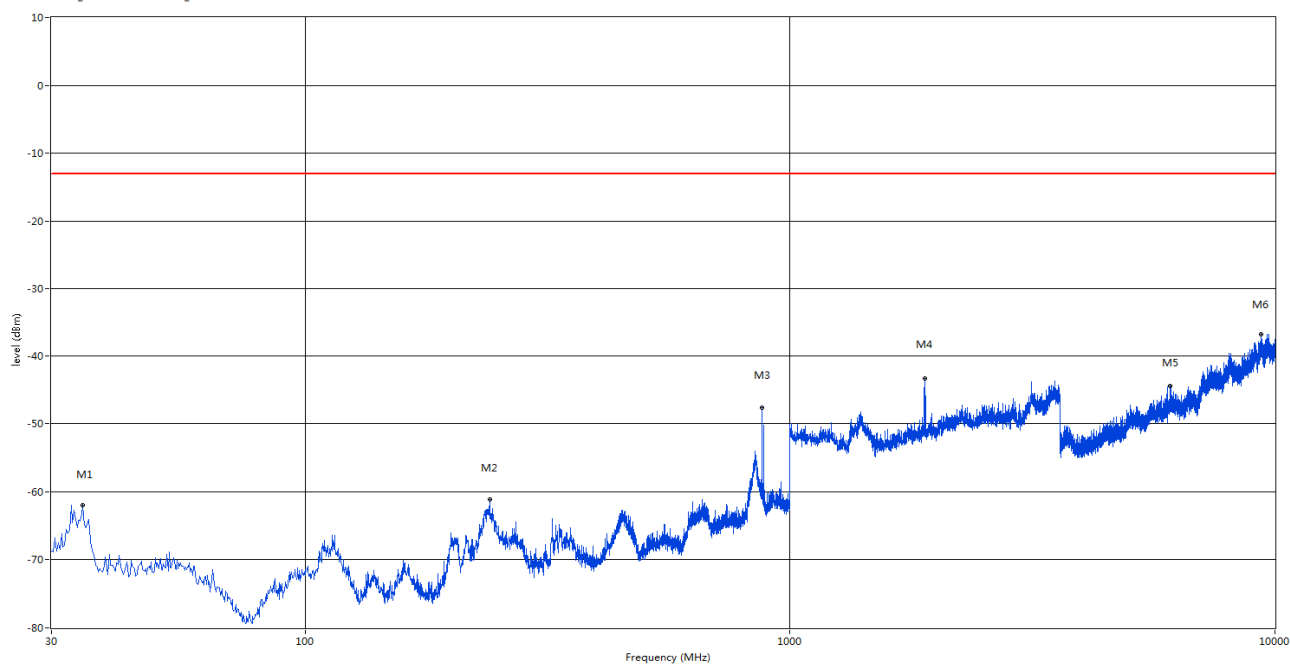
RSE Test case_FCC PART22&24&27_FCC PART 22



Frequency (MHz)	Result (dBm)	Factor (dB)	PK Limit (dBm)	Margin (dB)	Table (o)	ANT	EUT	Verdict
34.850	-62.98	-6.45	-13.0	49.98	194.50	Vertical	Vertical	Pass
238.792	-61.56	2.10	-13.0	48.56	319.20	Vertical	Vertical	Pass
869.292	-47.11	9.82	-13.0	34.11	337.20	Vertical	Vertical	N/A
1394.550	-48.33	12.47	-13.0	35.33	360.00	Vertical	Vertical	Pass
5005.800	-47.09	21.94	-13.0	34.09	30.30	Vertical	Vertical	Pass
9571.000	-36.62	33.23	-13.0	23.62	0.30	Vertical	Vertical	Pass

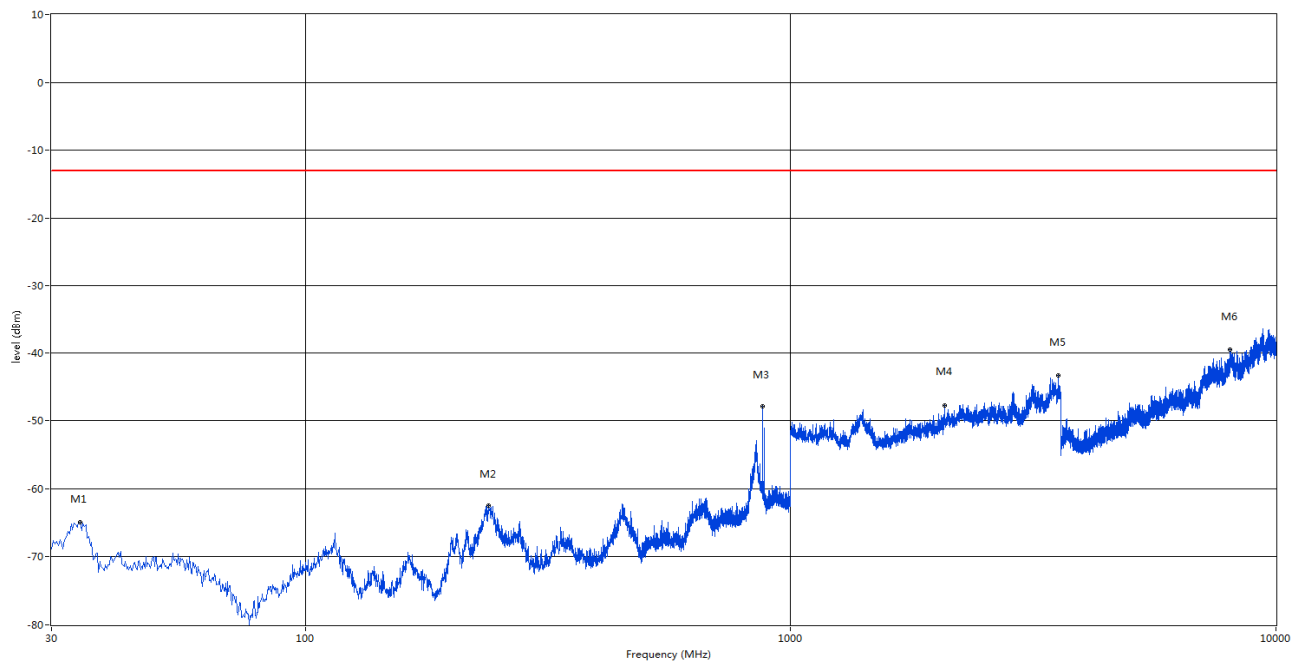
1.8. EGPRS850 CH190

RSE Test case_FCC PART22&24&27_FCC PART 22



Frequency (MHz)	Result (dBm)	Factor (dB)	PK Limit (dBm)	Margin (dB)	Table (o)	ANT	EUT	Verdict
34.850	-62.02	-6.45	-13.0	49.02	217.80	Horizontal	Horizontal	Pass
240.248	-61.06	2.50	-13.0	48.06	324.50	Horizontal	Horizontal	Pass
876.082	-47.58	8.84	-13.0	34.58	321.50	Horizontal	Horizontal	N/A
1900.250	-43.33	11.60	-13.0	30.33	349.90	Horizontal	Horizontal	Pass
6091.000	-44.49	24.31	-13.0	31.49	275.60	Horizontal	Horizontal	Pass
9375.000	-36.84	34.46	-13.0	23.84	268.50	Horizontal	Horizontal	Pass

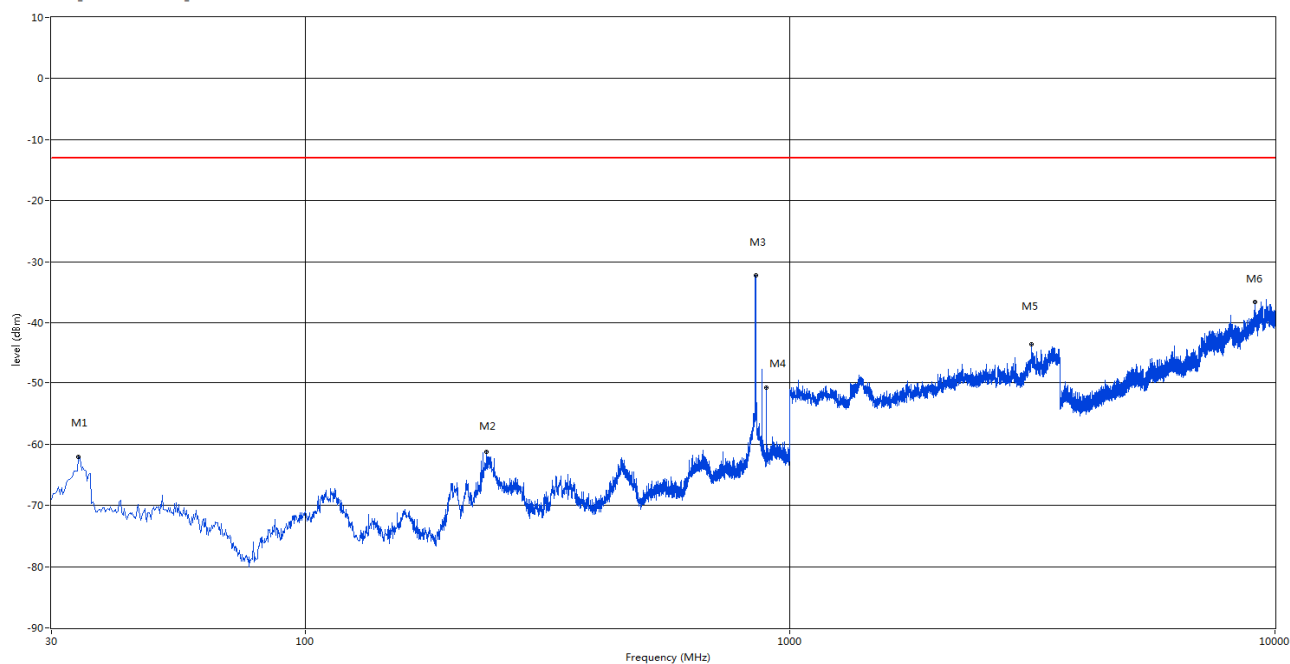
RSE Test case_FCC PART22&24&27_FCC PART 22



Frequency (MHz)	Result (dBm)	Factor (dB)	PK Limit (dBm)	Margin (dB)	Table (o)	ANT	EUT	Verdict
34.365	-64.86	-6.59	-13.0	51.86	165.50	Vertical	Vertical	Pass
238.550	-62.49	2.01	-13.0	49.49	315.70	Vertical	Vertical	Pass
876.082	-47.85	8.84	-13.0	34.85	321.50	Vertical	Vertical	N/A
2075.750	-47.69	12.78	-13.0	34.69	2.00	Vertical	Vertical	Pass
3559.700	-43.29	17.21	-13.0	30.29	325.00	Vertical	Vertical	Pass
8054.000	-39.53	31.41	-13.0	26.53	126.20	Vertical	Vertical	Pass

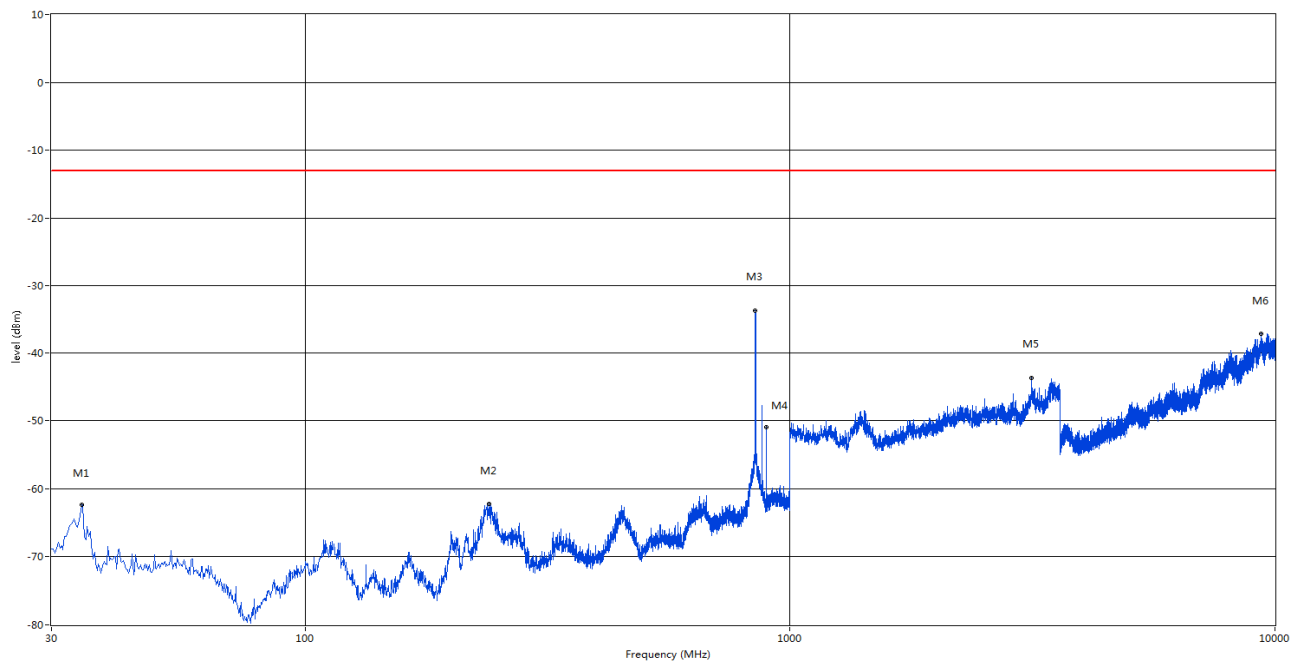
1.9. EGPRS850 CH251

RSE Test case_FCC PART22&24&27_FCC PART 22



Frequency (MHz)	Result (dBm)	Factor (dB)	PK Limit (dBm)	Margin (dB)	Table (o)	ANT	EUT	Verdict
34.123	-62.09	-6.65	-13.0	49.09	214.90	Horizontal	Horizontal	Pass
237.095	-61.28	1.60	-13.0	48.28	323.50	Horizontal	Horizontal	Pass
848.922	-32.25	13.89	-13.0	19.25	235.10	Horizontal	Horizontal	N/A
893.785	-50.79	6.94	-13.0	37.79	226.80	Horizontal	Horizontal	N/A
3146.950	-43.69	18.19	-13.0	30.69	316.10	Horizontal	Horizontal	Pass
9094.000	-36.62	33.41	-13.0	23.62	232.60	Horizontal	Horizontal	Pass

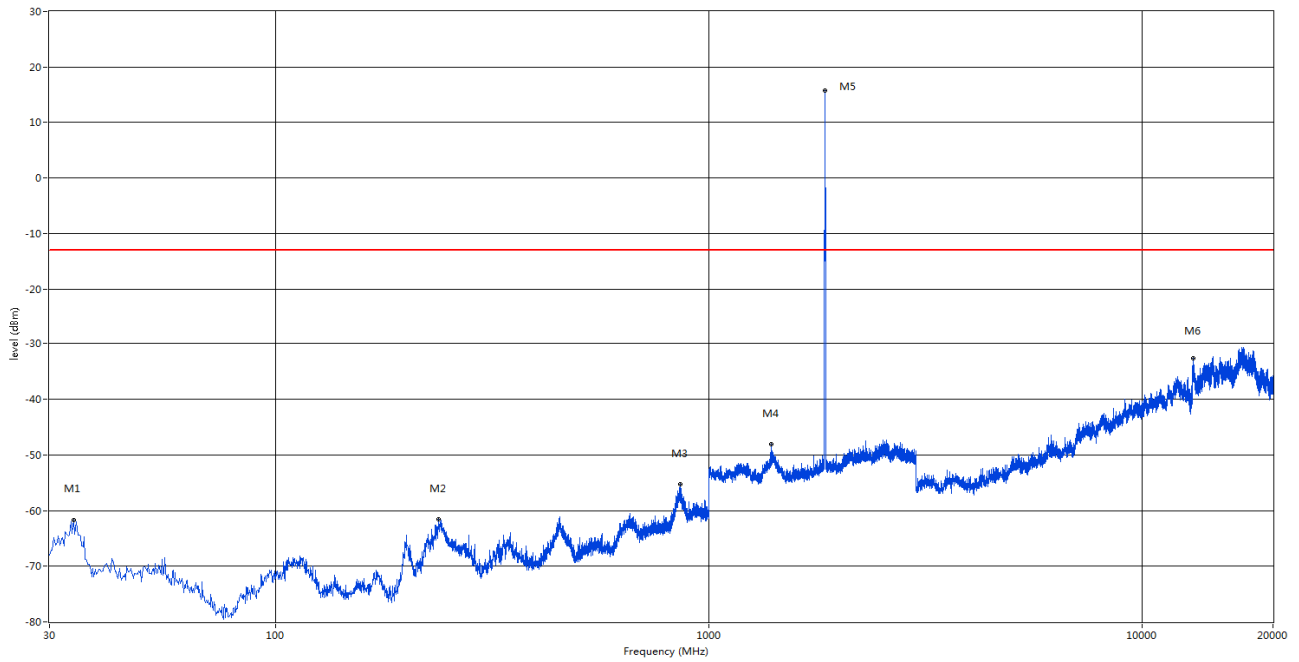
RSE Test case_FCC PART22&24&27_FCC PART 22



Frequency (MHz)	Result (dBm)	Factor (dB)	PK Limit (dBm)	Margin (dB)	Table (o)	ANT	EUT	Verdict
34.608	-62.30	-6.52	-13.0	49.30	209.00	Vertical	Vertical	Pass
239.278	-62.26	2.29	-13.0	49.26	351.20	Vertical	Vertical	Pass
848.680	-33.68	13.85	-13.0	20.68	250.30	Vertical	Vertical	N/A
893.785	-50.92	6.94	-13.0	37.92	221.60	Vertical	Vertical	N/A
3152.800	-43.69	18.27	-13.0	30.69	224.20	Vertical	Vertical	Pass
9351.999	-37.18	34.07	-13.0	24.18	236.00	Vertical	Vertical	Pass

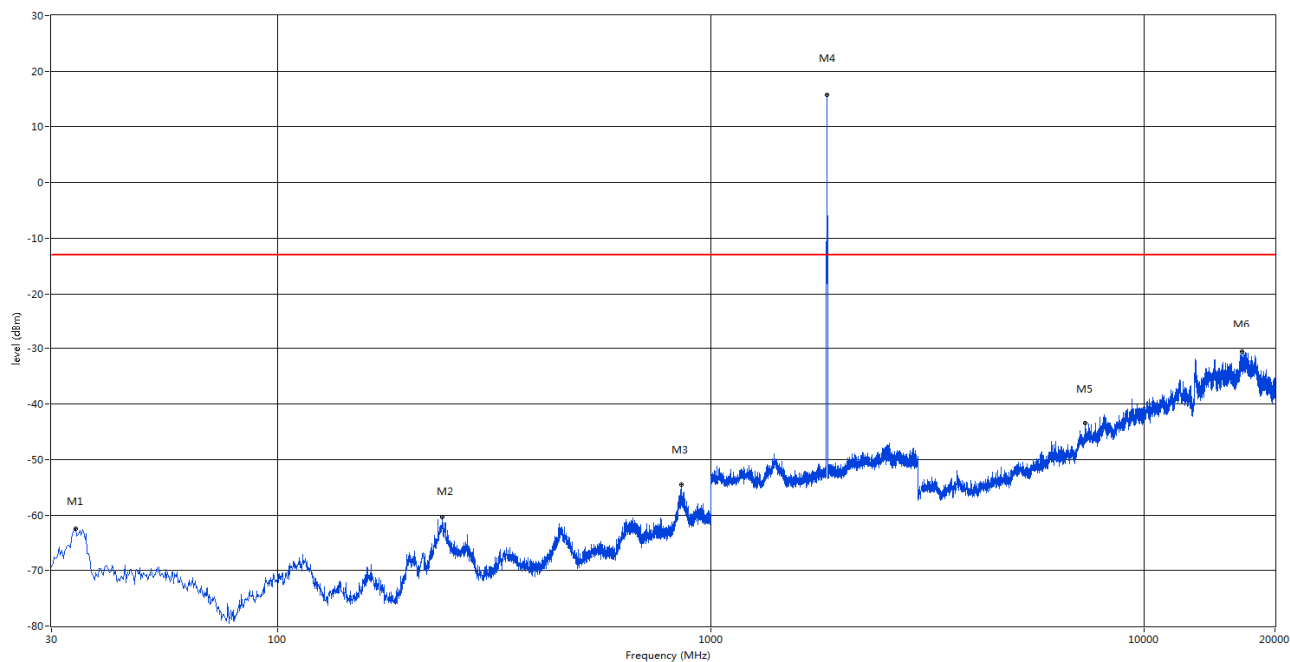
1.10. EGPRS1900 CH512

RSE Test case_FCC PART22&24&27_FCC PART 24



Frequency (MHz)	Result (dBm)	Factor (dB)	PK Limit (dBm)	Margin (dB)	Table (o)	ANT	EUT	Verdict
34.123	-61.78	-6.16	-13.0	48.78	199.80	Horizontal	Horizontal	Pass
236.852	-61.51	2.21	-13.0	48.51	277.60	Horizontal	Horizontal	Pass
857.410	-55.33	11.69	-13.0	42.33	313.80	Horizontal	Horizontal	Pass
1390.000	-48.12	11.05	-13.0	35.12	69.20	Horizontal	Horizontal	Pass
1850.000	15.74	10.34	-13.0	-28.74	323.20	Horizontal	Horizontal	N/A
13090.750	-32.69	41.96	-13.0	19.69	335.20	Horizontal	Horizontal	Pass

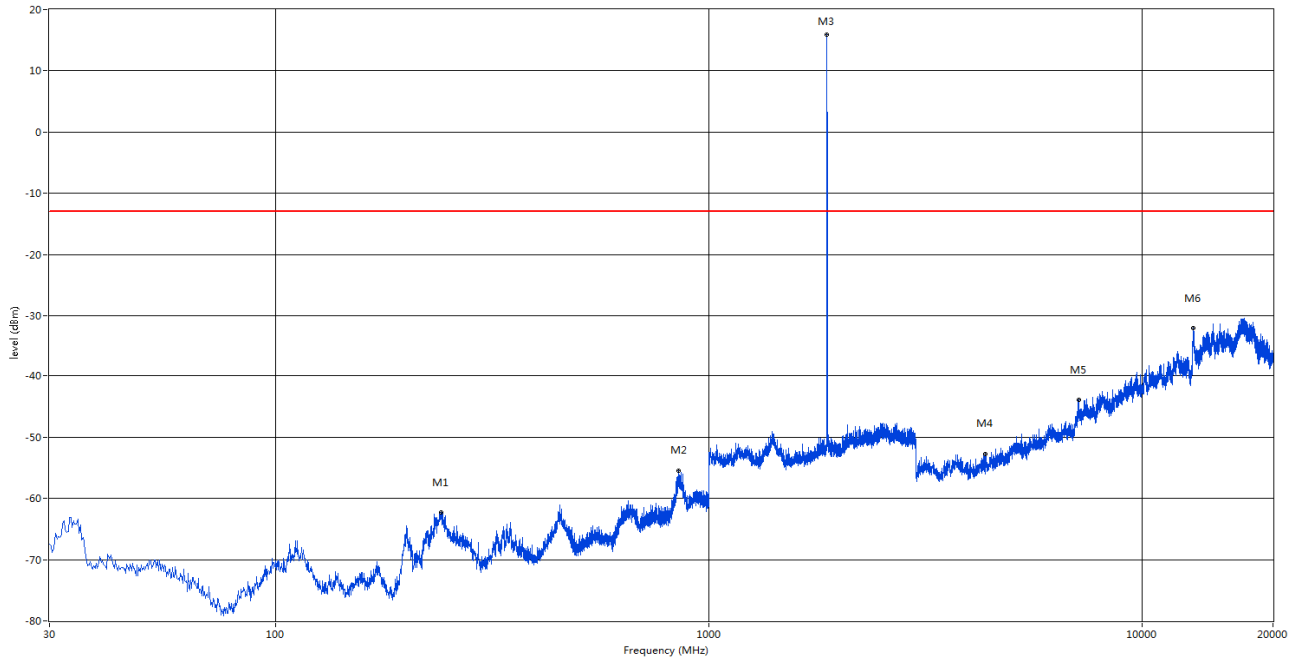
RSE Test case_FCC PART22&24&27_FCC PART 24



Frequency (MHz)	Result (dBm)	Factor (dB)	PK Limit (dBm)	Margin (dB)	Table (o)	ANT	EUT	Verdict
34.123	-62.47	-6.16	-13.0	49.47	198.30	Vertical	Vertical	Pass
239.762	-60.33	3.39	-13.0	47.33	327.80	Vertical	Vertical	Pass
854.015	-54.47	11.71	-13.0	41.47	149.70	Vertical	Vertical	Pass
1850.000	15.73	10.34	-13.0	-28.73	331.30	Vertical	Vertical	N/A
7311.938	-43.45	28.55	-13.0	30.45	267.70	Vertical	Vertical	Pass
16815.438	-30.51	38.29	-13.0	17.51	269.90	Vertical	Vertical	Pass

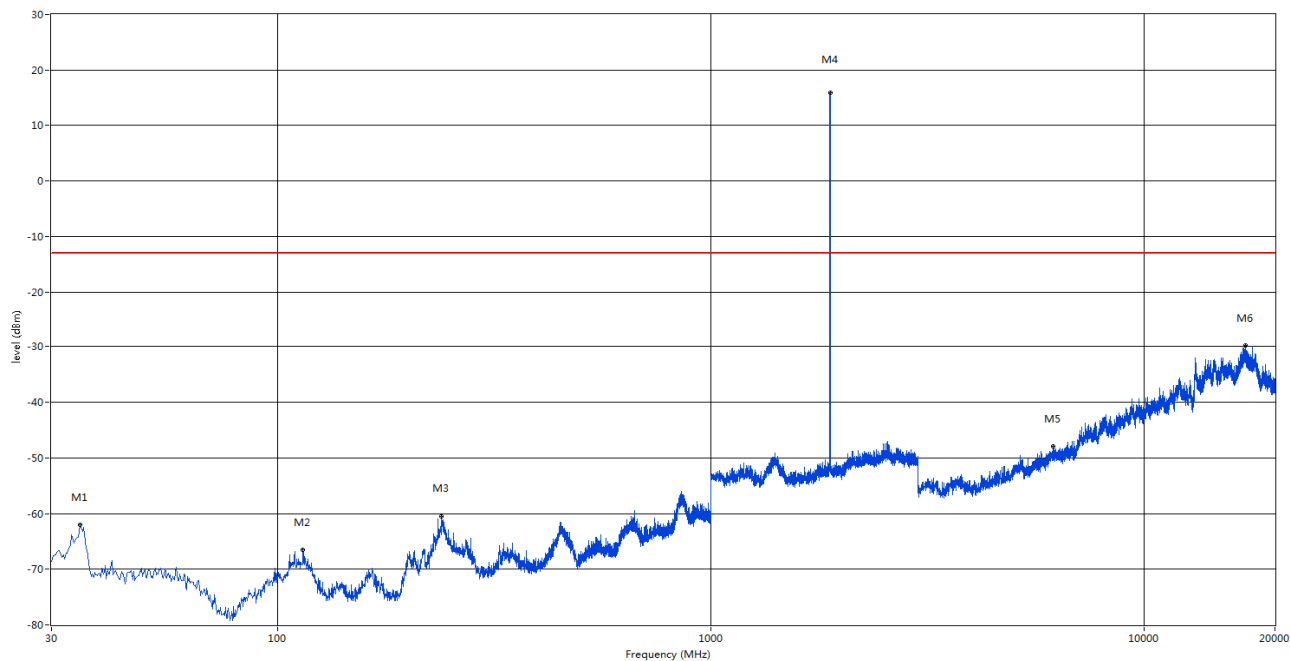
1.11. EGPRS1900 CH661

RSE Test case_FCC PART22&24&27_FCC PART 24



Frequency (MHz)	Result (dBm)	Factor (dB)	PK Limit (dBm)	Margin (dB)	Table (o)	ANT	EUT	Verdict
240.490	-62.33	3.28	-13.0	49.33	77.10	Horizontal	Horizontal	Pass
847.953	-55.54	11.58	-13.0	42.54	6.60	Horizontal	Horizontal	Pass
1879.500	15.86	10.45	-13.0	-28.86	101.20	Horizontal	Horizontal	N/A
4326.000	-52.75	20.47	-13.0	39.75	223.10	Horizontal	Horizontal	Pass
7136.437	-43.93	28.01	-13.0	30.93	229.50	Horizontal	Horizontal	Pass
13117.938	-32.23	41.86	-13.0	19.23	130.70	Horizontal	Horizontal	Pass

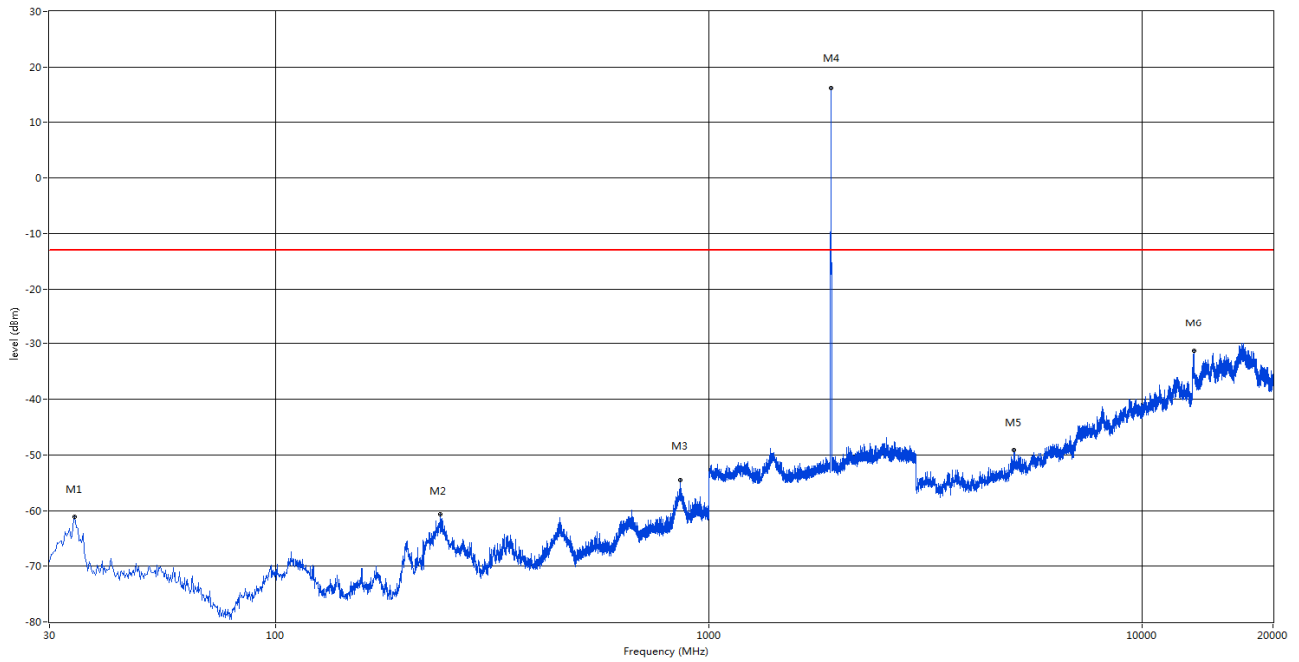
RSE Test case_FCC PART22&24&27_FCC PART 24



Frequency (MHz)	Result (dBm)	Factor (dB)	PK Limit (dBm)	Margin (dB)	Table (o)	ANT	EUT	Verdict
34.850	-62.07	-6.03	-13.0	49.07	209.00	Vertical	Vertical	Pass
114.147	-66.52	-4.89	-13.0	53.52	351.40	Vertical	Vertical	Pass
238.550	-60.55	2.92	-13.0	47.55	318.30	Vertical	Vertical	Pass
1880.000	15.97	10.52	-13.0	-28.97	264.40	Vertical	Vertical	N/A
6159.000	-47.94	24.21	-13.0	34.94	165.80	Vertical	Vertical	Pass
17089.125	-29.75	39.69	-13.0	16.75	236.00	Vertical	Vertical	Pass

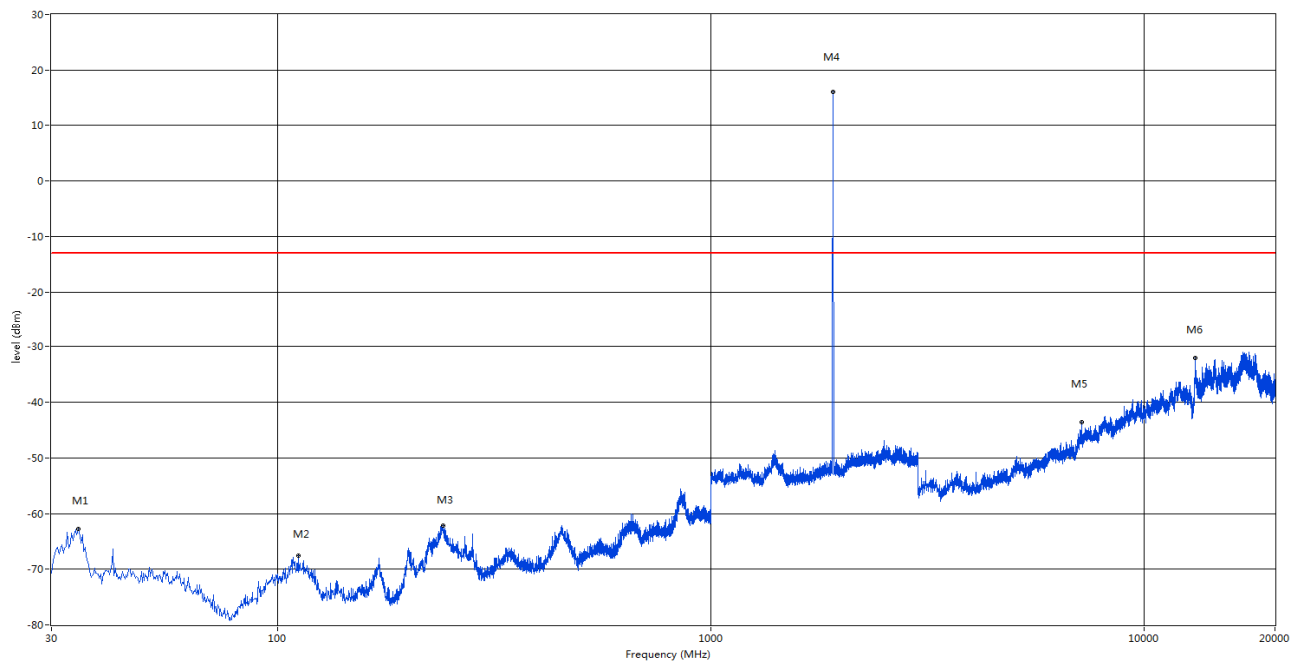
1.12. EGPRS1900 CH810

RSE Test case_FCC PART22&24&27_FCC PART 24



Frequency (MHz)	Result (dBm)	Factor (dB)	PK Limit (dBm)	Margin (dB)	Table (o)	ANT	EUT	Verdict
34.365	-61.14	-6.13	-13.0	48.14	164.20	Horizontal	Horizontal	Pass
239.762	-60.61	3.39	-13.0	47.61	24.20	Horizontal	Horizontal	Pass
855.227	-54.59	11.70	-13.0	41.59	15.60	Horizontal	Horizontal	Pass
1909.500	16.15	10.41	-13.0	-29.15	285.40	Horizontal	Horizontal	N/A
5057.250	-49.65	22.08	-13.0	36.65	204.40	Horizontal	Horizontal	Pass
13132.438	-31.34	41.30	-13.0	18.34	359.60	Horizontal	Horizontal	Pass

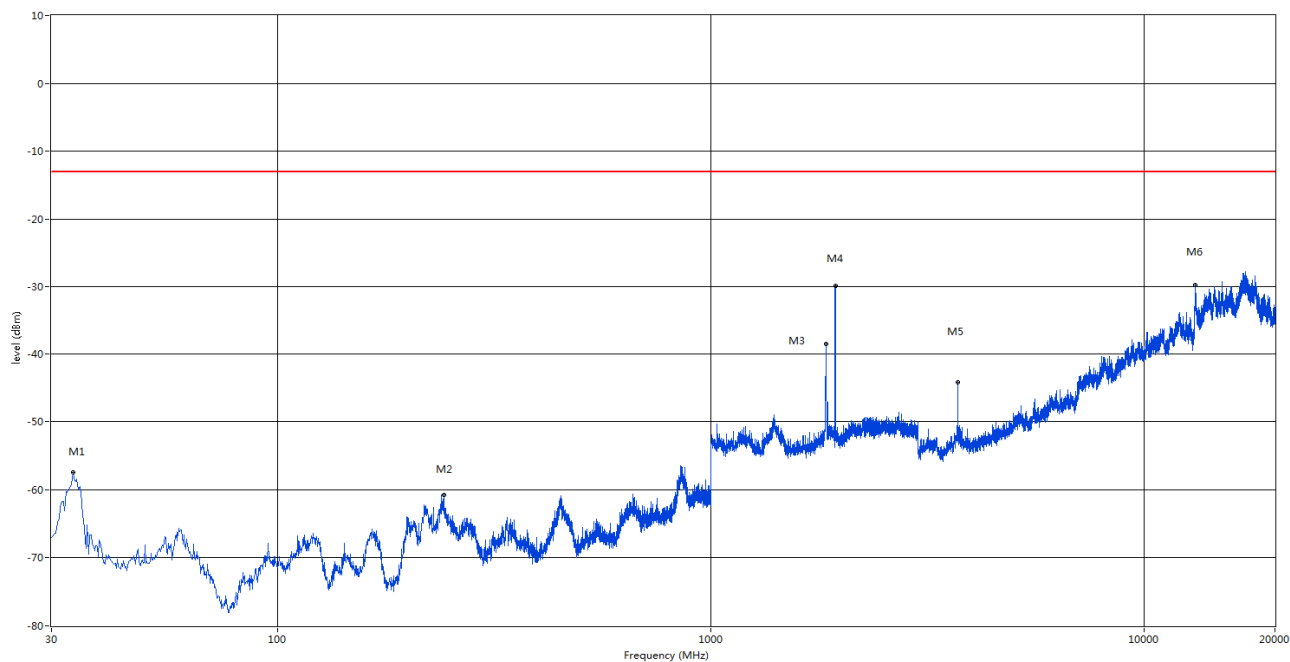
RSE Test case_FCC PART22&24&27_FCC PART 24



Frequency (MHz)	Result (dBm)	Factor (dB)	PK Limit (dBm)	Margin (dB)	Table (o)	ANT	EUT	Verdict
34.608	-62.70	-6.08	-13.0	49.70	195.70	Vertical	Vertical	Pass
111.238	-67.55	-5.26	-13.0	54.55	347.80	Vertical	Vertical	Pass
240.005	-62.14	3.48	-13.0	49.14	318.30	Vertical	Vertical	Pass
1909.500	16.08	10.41	-13.0	-29.08	172.60	Vertical	Vertical	N/A
7155.937	-43.63	27.96	-13.0	30.63	209.50	Vertical	Vertical	Pass
13092.563	-32.01	42.07	-13.0	19.01	37.40	Vertical	Vertical	Pass

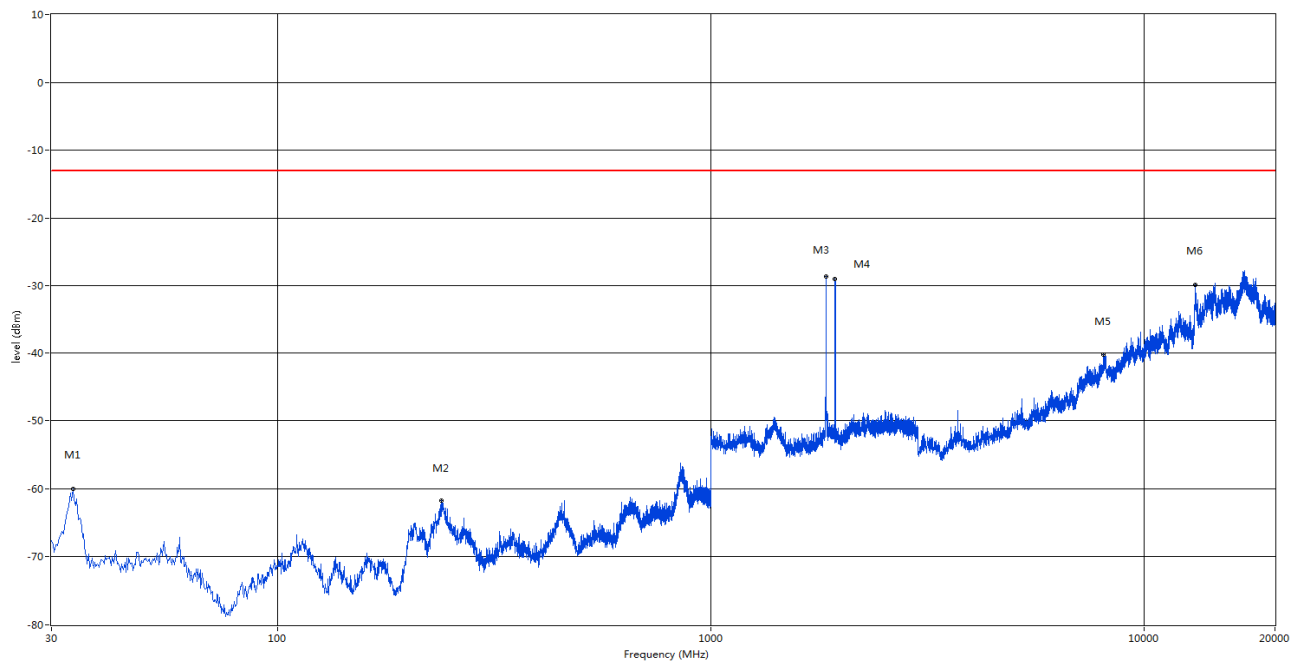
1.13. WCDMA B2 CH9262

RSE Test case_FCC PART22&24&27_FCC PART 24_1900_GSM 1900&WCDMA B2&CDMA BC1<E B2&25



Frequency (MHz)	Result (dBm)	Factor (dB)	PK Limit (dBm)	Margin (dB)	Table (o)	ANT	EUT	Verdict
33.638	-57.50	-6.72	-13.0	44.50	171.80	Horizontal	Horizontal	Pass
241.218	-60.72	2.41	-13.0	47.72	90.90	Horizontal	Horizontal	Pass
1842.500	-38.54	9.44	-13.0	25.54	17.10	Horizontal	Horizontal	N/A
1933.000	-29.80	8.63	-13.0	16.80	40.10	Horizontal	Horizontal	N/A
3704.438	-44.24	19.75	-13.0	31.24	249.80	Horizontal	Horizontal	Pass
13098.000	-29.76	42.42	-13.0	16.76	15.20	Horizontal	Horizontal	Pass

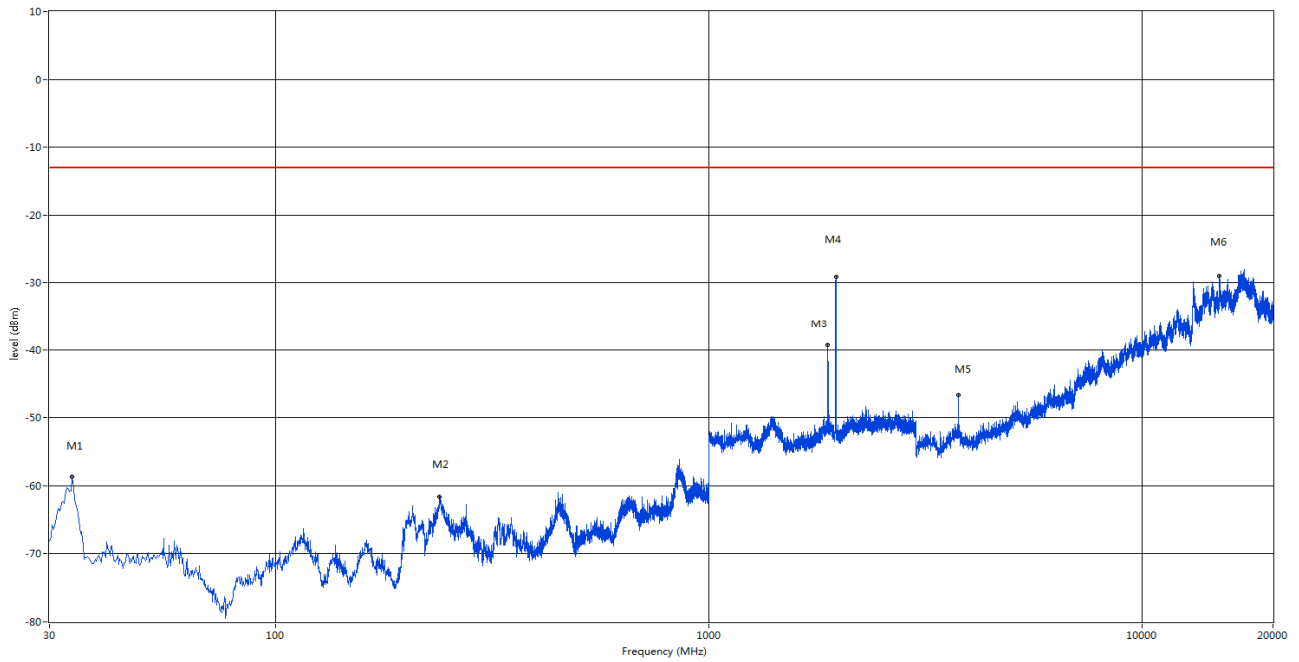
RSE Test case_FCC PART22&24&27_FCC PART 24_1900_GSM 1900&WCDMA B2&CDMA BC1<E B2&25



Frequency (MHz)	Result (dBm)	Factor (dB)	PK Limit (dBm)	Margin (dB)	Table (o)	ANT	EUT	Verdict
33.638	-59.97	-6.72	-13.0	46.97	179.00	Vertical	Vertical	Pass
238.307	-61.74	2.12	-13.0	48.74	299.90	Vertical	Vertical	Pass
1838.500	-28.57	9.41	-13.0	15.57	152.50	Vertical	Vertical	N/A
1932.000	-29.05	8.72	-13.0	16.05	35.80	Vertical	Vertical	N/A
8052.938	-40.26	31.39	-13.0	27.26	3.40	Vertical	Vertical	Pass
13099.813	-29.82	42.54	-13.0	16.82	0.20	Vertical	Vertical	Pass

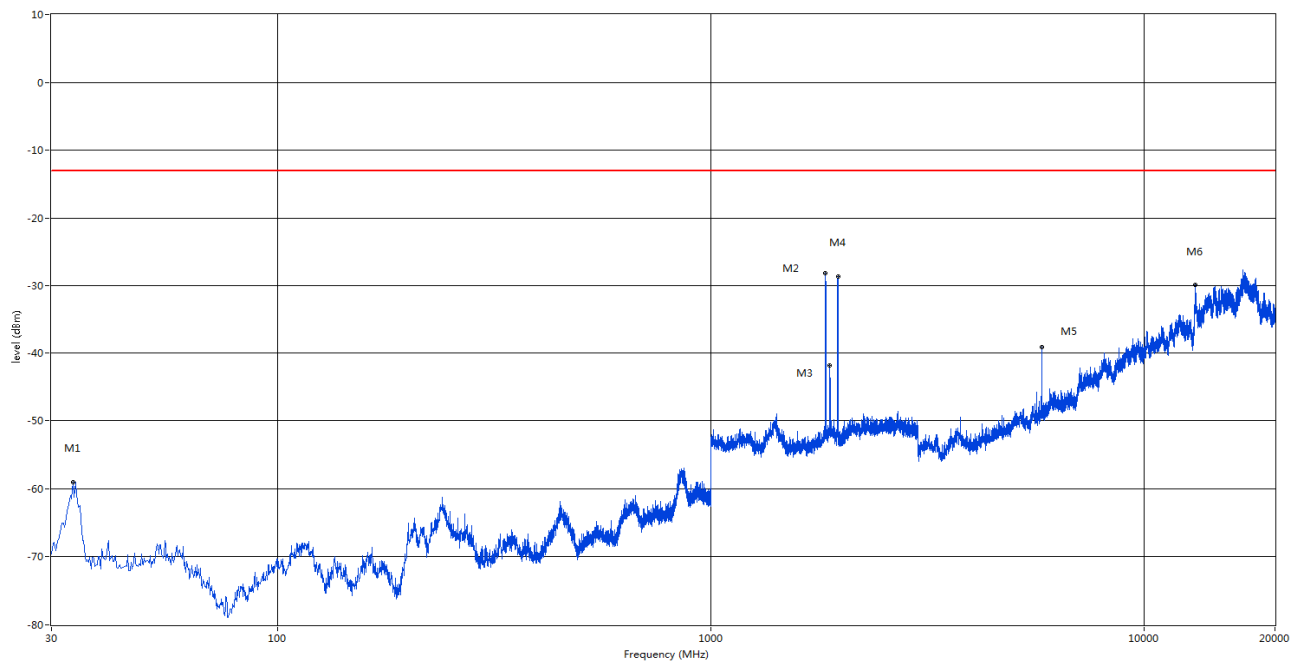
1.14. WCDMA B2 CH9400

RSE Test case_FCC PART22&24&27_FCC PART 24_1900_GSM 1900&WCDMA B2&CDMA BC1<E B2&25



Frequency (MHz)	Result (dBm)	Factor (dB)	PK Limit (dBm)	Margin (dB)	Table (o)	ANT	EUT	Verdict
33.880	-58.64	-6.65	-13.0	45.64	157.00	Horizontal	Horizontal	Pass
238.550	-61.59	2.22	-13.0	48.59	177.10	Horizontal	Horizontal	Pass
1879.000	-39.25	9.54	-13.0	26.25	19.70	Horizontal	Horizontal	N/A
1959.500	-29.09	8.71	-13.0	16.09	46.50	Horizontal	Horizontal	N/A
3762.938	-46.60	19.80	-13.0	33.60	252.40	Horizontal	Horizontal	Pass
15064.563	-29.05	38.47	-13.0	16.05	311.30	Horizontal	Horizontal	Pass

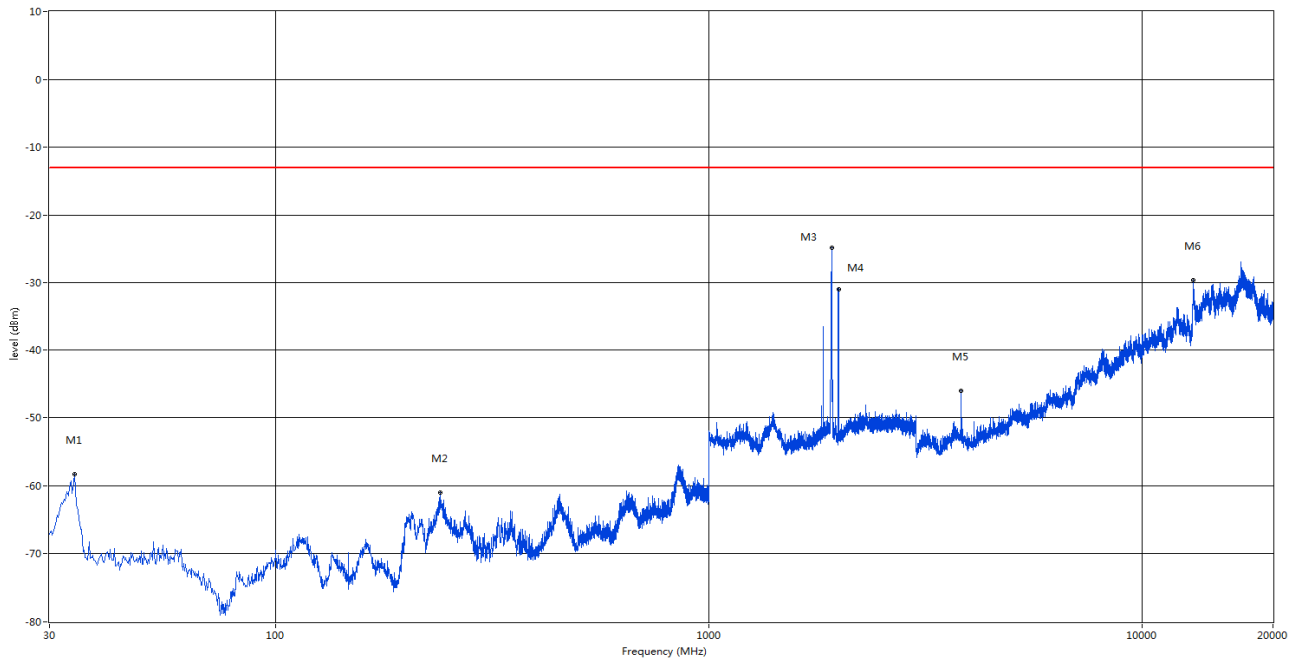
RSE Test case_FCC PART22&24&27_FCC PART 24_1900_GSM 1900&WCDMA B2&CDMA BC1<E B2&25



Frequency (MHz)	Result (dBm)	Factor (dB)	PK Limit (dBm)	Margin (dB)	Table (o)	ANT	EUT	Verdict
33.638	-59.00	-6.72	-13.0	46.00	213.80	Vertical	Vertical	Pass
1836.500	-28.12	9.27	-13.0	15.12	306.00	Vertical	Vertical	Pass
1878.500	-41.85	9.54	-13.0	28.85	120.80	Vertical	Vertical	N/A
1959.500	-28.63	8.71	-13.0	15.63	29.50	Vertical	Vertical	N/A
5798.250	-39.21	22.96	-13.0	26.21	167.10	Vertical	Vertical	Pass
13098.000	-29.85	42.42	-13.0	16.85	335.20	Vertical	Vertical	Pass

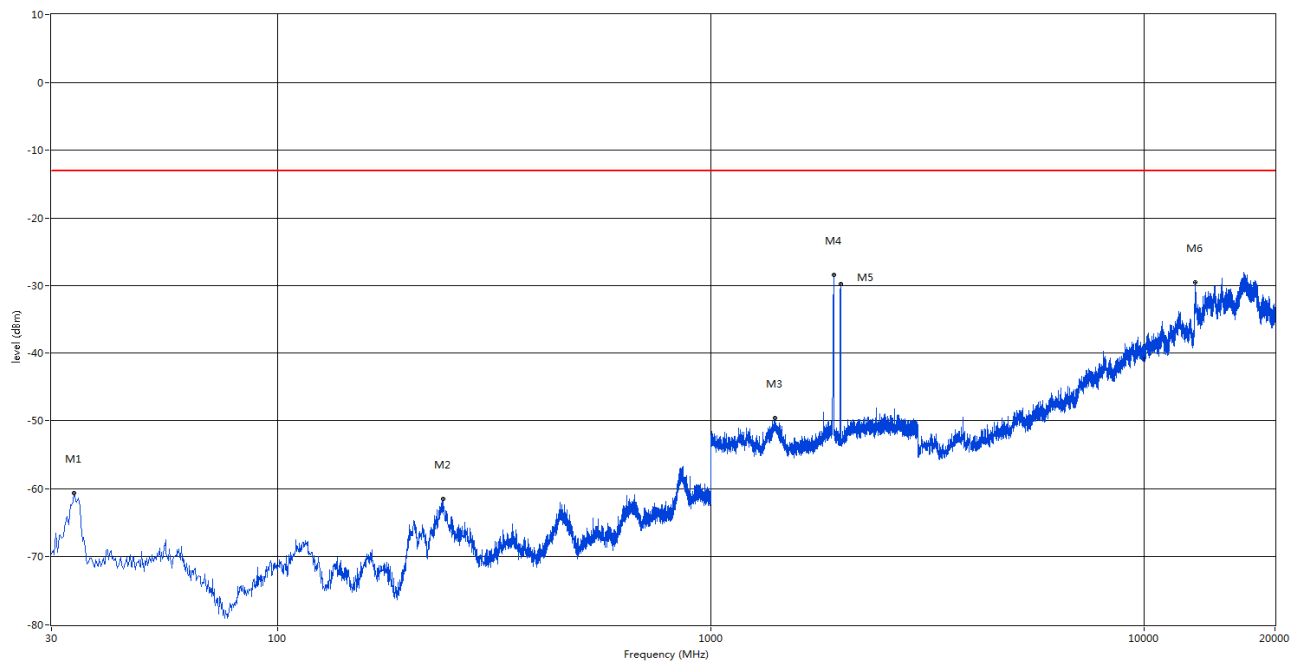
1.15. WCDMA B2 CH9538

RSE Test case_FCC PART22&24&27_FCC PART 24_1900_GSM 1900&WCDMA B2&CDMA BC1<E B2&25



Frequency (MHz)	Result (dBm)	Factor (dB)	PK Limit (dBm)	Margin (dB)	Table (o)	ANT	EUT	Verdict
34.365	-58.35	-6.52	-13.0	45.35	179.10	Horizontal	Horizontal	Pass
239.035	-60.99	2.42	-13.0	47.99	245.20	Horizontal	Horizontal	Pass
1916.500	-24.82	9.57	-13.0	11.82	20.10	Horizontal	Horizontal	N/A
1987.500	-30.91	8.31	-13.0	17.91	152.10	Horizontal	Horizontal	N/A
3816.562	-46.03	19.81	-13.0	33.03	238.90	Horizontal	Horizontal	Pass
13083.500	-29.59	41.49	-13.0	16.59	78.20	Horizontal	Horizontal	Pass

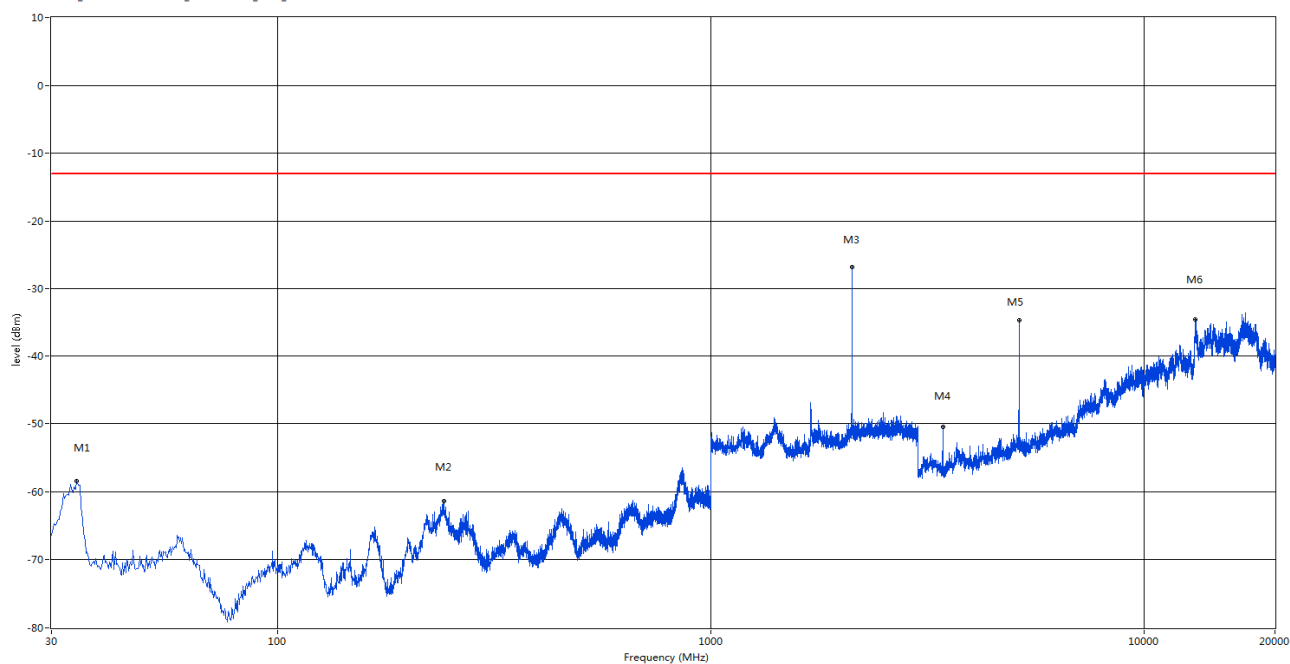
RSE Test case_FCC PART22&24&27_FCC PART 24_1900_GSM 1900&WCDMA B2&CDMA BC1<E B2&25



Frequency (MHz)	Result (dBm)	Factor (dB)	PK Limit (dBm)	Margin (dB)	Table (o)	ANT	EUT	Verdict
33.880	-60.61	-6.65	-13.0	47.61	195.90	Vertical	Vertical	Pass
240.248	-61.43	2.75	-13.0	48.43	355.90	Vertical	Vertical	Pass
1404.500	-49.62	9.79	-13.0	36.62	358.80	Vertical	Vertical	Pass
1917.000	-28.33	9.57	-13.0	15.33	123.90	Vertical	Vertical	N/A
1988.500	-29.74	8.22	-13.0	16.74	325.00	Vertical	Vertical	N/A
13103.438	-29.49	42.42	-13.0	16.49	352.70	Vertical	Vertical	Pass

1.16. WCDMA B4 CH1312

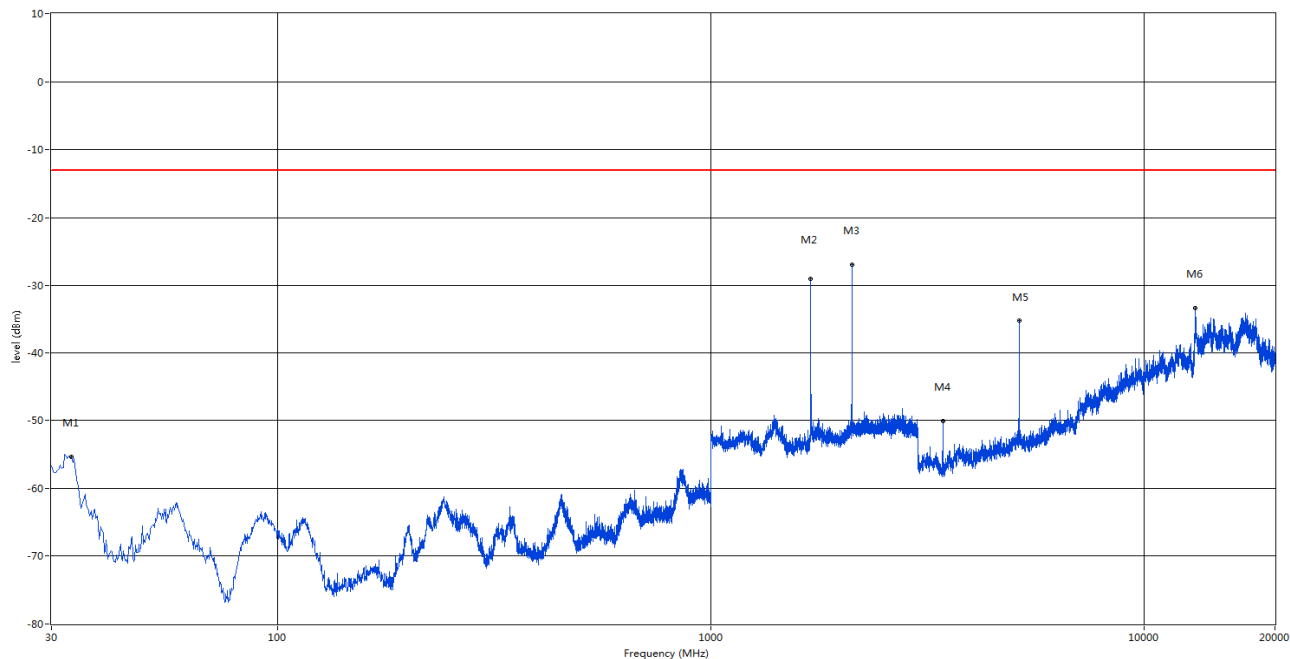
RSE Test case_FCC PART22&24&27_FCC PART 27_1700_WCDMA B4<E B4



Frequency (MHz)	Result (dBm)	Factor (dB)	PK Limit (dBm)	Margin (dB)	Table (o)	ANT	EUT	Verdict
34.365	-58.39	-6.52	-13.0	45.39	179.90	Horizontal	Horizontal	Pass
241.702	-61.34	2.30	-13.0	48.34	345.60	Horizontal	Horizontal	Pass
2112.500	-26.76	9.98	-13.0	13.76	134.10	Horizontal	Horizontal	N/A
3426.563	-50.51	17.09	-13.0	37.51	209.40	Horizontal	Horizontal	Pass
5135.125	-34.58	22.37	-13.0	21.58	61.60	Horizontal	Horizontal	Pass
13116.125	-34.52	41.93	-13.0	21.52	51.40	Horizontal	Horizontal	Pass

WCDMA B4 CH1312

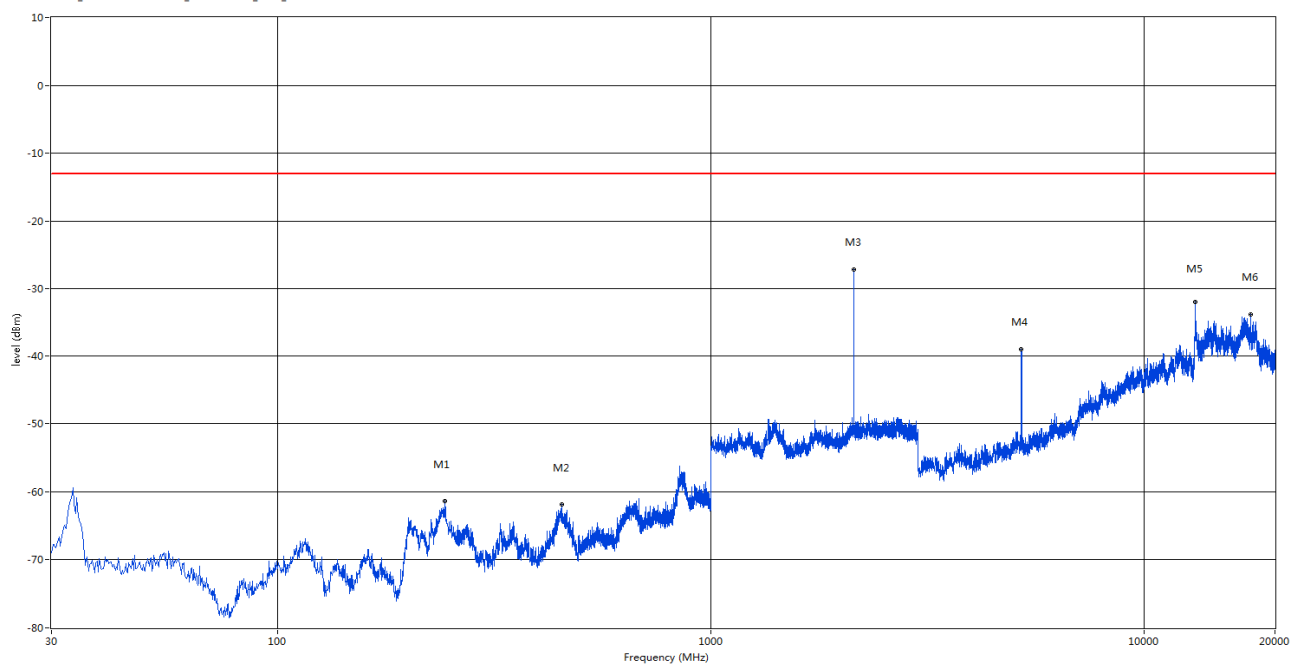
RSE Test case_FCC PART22&24&27_FCC PART 27_1700_WCDMA B4<E B4



Frequency (MHz)	Result (dBm)	Factor (dB)	PK Limit (dBm)	Margin (dB)	Table (o)	ANT	EUT	Verdict
33.395	-55.41	-6.72	-13.0	42.41	316.30	Vertical	Vertical	Pass
1697.500	-28.93	8.19	-13.0	15.93	27.70	Vertical	Vertical	Pass
2111.500	-26.87	9.98	-13.0	13.87	24.30	Vertical	Vertical	N/A
3426.563	-50.09	17.09	-13.0	37.09	162.80	Vertical	Vertical	Pass
5135.250	-35.11	22.36	-13.0	22.11	339.50	Vertical	Vertical	Pass
13094.375	-33.29	42.19	-13.0	20.29	139.90	Vertical	Vertical	Pass

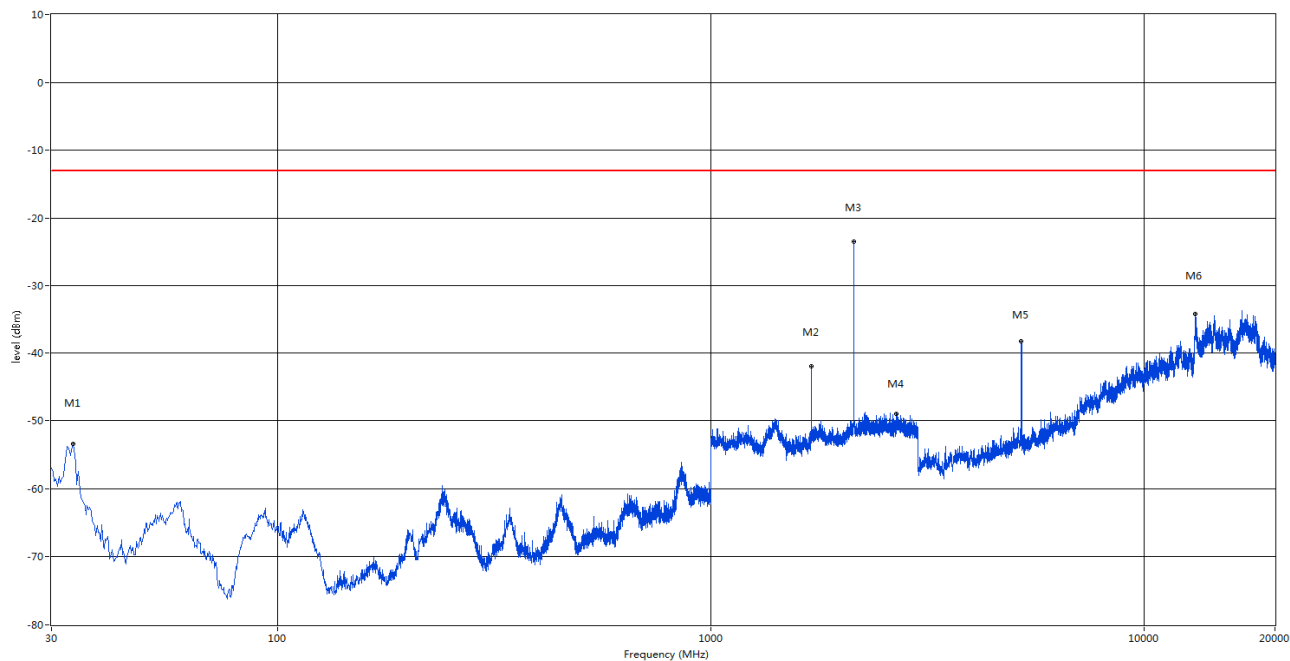
1.17. WCDMA B4 CH1412

RSE Test case_FCC PART22&24&27_FCC PART 27_1700_WCDMA B4<E B4



Frequency (MHz)	Result (dBm)	Factor (dB)	PK Limit (dBm)	Margin (dB)	Table (o)	ANT	EUT	Verdict
242.915	-61.37	1.90	-13.0	48.37	38.90	Horizontal	Horizontal	Pass
450.980	-61.88	3.15	-13.0	48.88	79.30	Horizontal	Horizontal	Pass
2131.500	-27.18	9.83	-13.0	14.18	312.80	Horizontal	Horizontal	N/A
5193.750	-38.99	22.44	-13.0	25.99	92.80	Horizontal	Horizontal	Pass
13101.625	-31.95	42.49	-13.0	18.95	60.80	Horizontal	Horizontal	Pass
17573.063	-33.79	38.86	-13.0	20.79	357.40	Horizontal	Horizontal	Pass

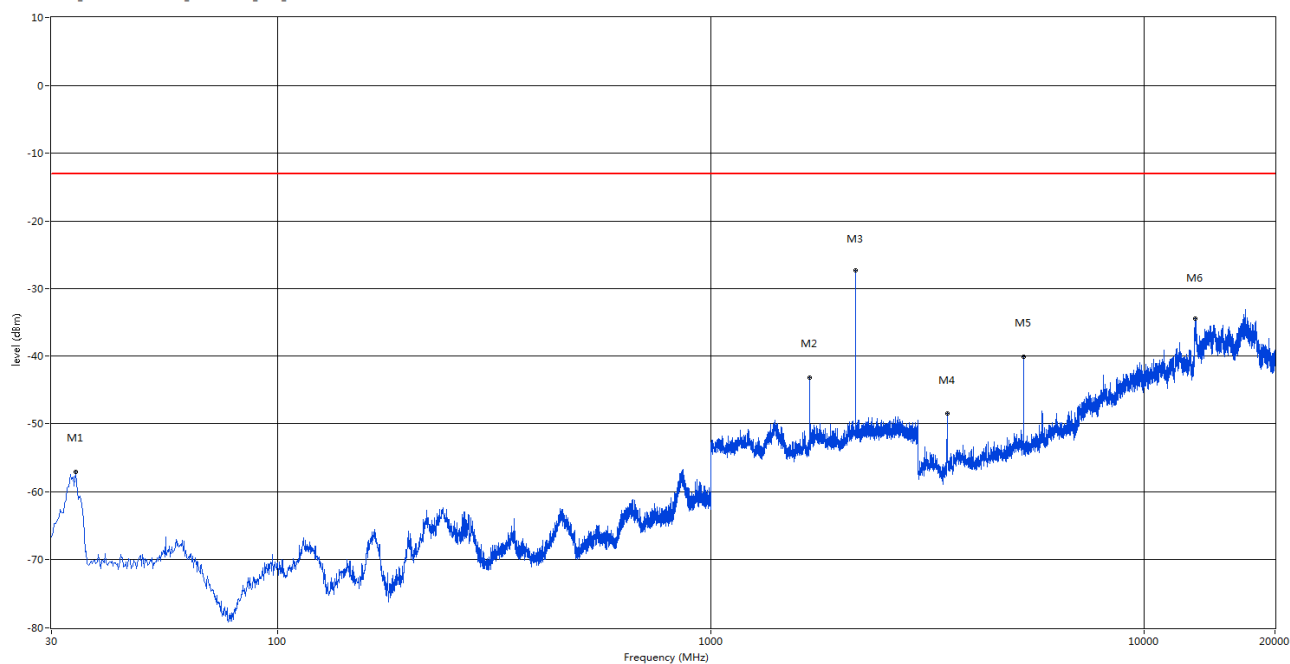
RSE Test case_FCC PART22&24&27_FCC PART 27_1700_WCDMA B4<E B4



Frequency (MHz)	Result (dBm)	Factor (dB)	PK Limit (dBm)	Margin (dB)	Table (o)	ANT	EUT	Verdict
33.638	-53.40	-6.67	-13.0	40.40	301.10	Vertical	Vertical	Pass
1699.500	-41.97	8.67	-13.0	28.97	222.00	Vertical	Vertical	Pass
2132.500	-23.44	9.86	-13.0	10.44	115.90	Vertical	Vertical	N/A
2678.500	-48.99	11.32	-13.0	35.99	353.50	Vertical	Vertical	Pass
5193.188	-38.32	22.40	-13.0	25.32	322.10	Vertical	Vertical	Pass
13101.625	-34.17	42.49	-13.0	21.17	180.10	Vertical	Vertical	Pass

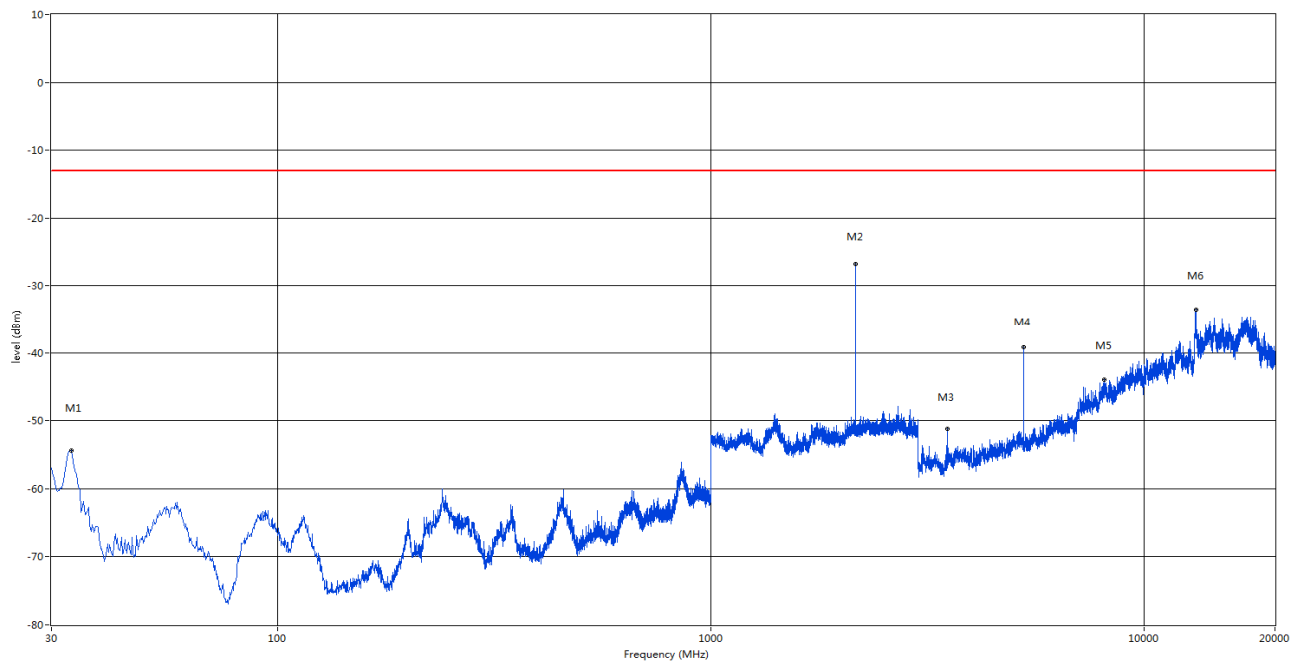
1.18. WCDMA B4 CH1513

RSE Test case_FCC PART22&24&27_FCC PART 27_1700_WCDMA B4<E B4



Frequency (MHz)	Result (dBm)	Factor (dB)	PK Limit (dBm)	Margin (dB)	Table (o)	ANT	EUT	Verdict
34.123	-57.04	-6.57	-13.0	44.04	215.00	Horizontal	Horizontal	Pass
1690.000	-43.24	7.82	-13.0	30.24	121.10	Horizontal	Horizontal	Pass
2151.500	-27.31	9.46	-13.0	14.31	121.10	Horizontal	Horizontal	N/A
3502.125	-48.51	17.74	-13.0	35.51	209.90	Horizontal	Horizontal	Pass
5254.688	-40.21	22.23	-13.0	27.21	73.80	Horizontal	Horizontal	Pass
13121.563	-34.35	41.72	-13.0	21.35	0.00	Horizontal	Horizontal	Pass

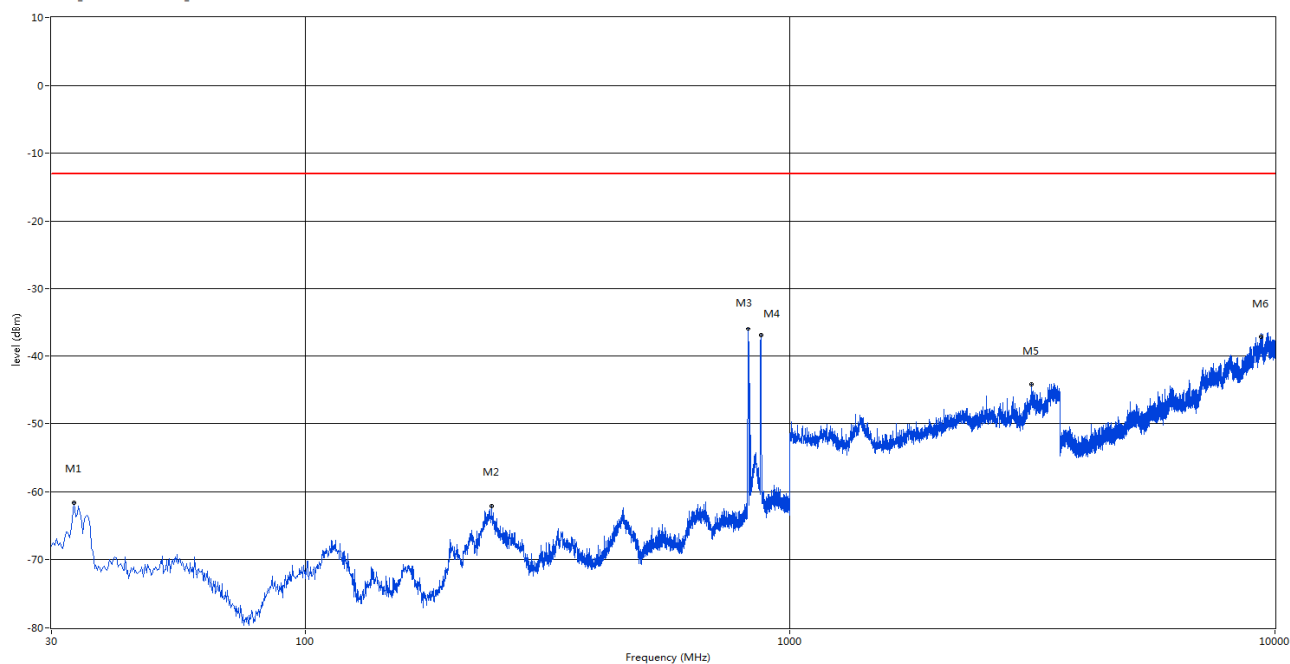
RSE Test case_FCC PART22&24&27_FCC PART 27_1700_WCDMA B4<E B4



Frequency (MHz)	Result (dBm)	Factor (dB)	PK Limit (dBm)	Margin (dB)	Table (o)	ANT	EUT	Verdict
33.395	-54.40	-6.72	-13.0	41.40	260.50	Vertical	Vertical	Pass
2152.500	-26.79	9.44	-13.0	13.79	219.20	Vertical	Vertical	N/A
3502.125	-51.19	17.74	-13.0	38.19	322.60	Vertical	Vertical	Pass
5254.688	-39.16	22.23	-13.0	26.16	239.70	Vertical	Vertical	Pass
8089.500	-43.99	31.87	-13.0	30.99	50.80	Vertical	Vertical	Pass
13128.813	-33.51	41.44	-13.0	20.51	248.40	Vertical	Vertical	Pass

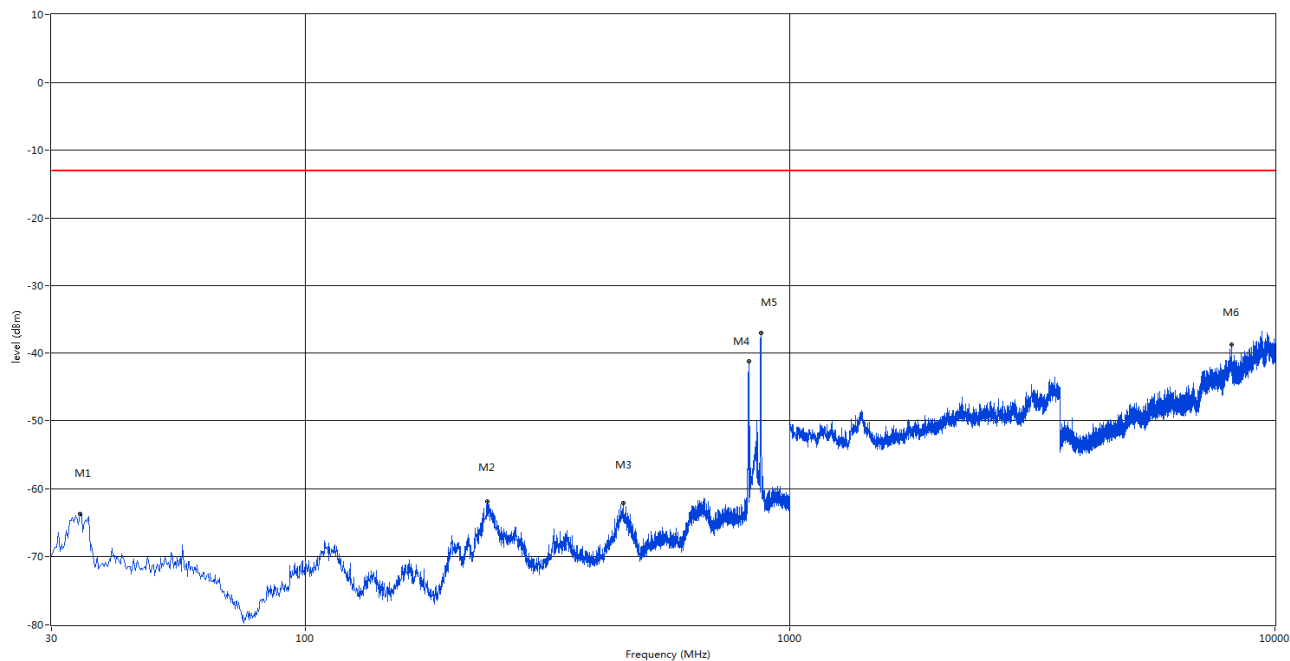
1.19. WCDMA B5 CH4132

RSE Test case_FCC PART22&24&27_FCC PART 22



Frequency (MHz)	Result (dBm)	Factor (dB)	PK Limit (dBm)	Margin (dB)	Table (o)	ANT	EUT	Verdict
33.395	-61.60	-6.83	-13.0	48.60	173.00	Horizontal	Horizontal	Pass
242.672	-62.07	1.91	-13.0	49.07	297.30	Horizontal	Horizontal	Pass
820.793	-35.93	7.97	-13.0	22.93	214.60	Horizontal	Horizontal	N/A
871.718	-37.00	9.50	-13.0	24.00	155.50	Horizontal	Horizontal	N/A
3150.850	-44.26	18.42	-13.0	31.26	360.00	Horizontal	Horizontal	Pass
9344.000	-37.23	33.94	-13.0	24.23	265.90	Horizontal	Horizontal	Pass

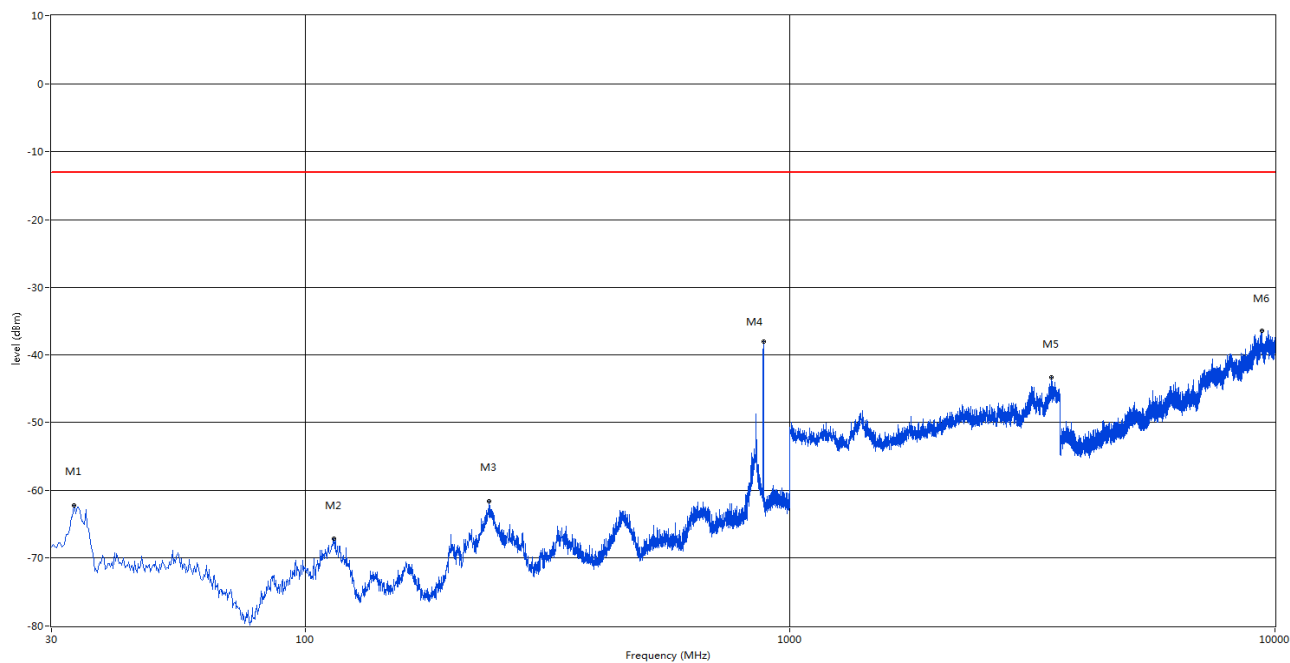
RSE Test case_FCC PART22&24&27_FCC PART 22



Frequency (MHz)	Result (dBm)	Factor (dB)	PK Limit (dBm)	Margin (dB)	Table (o)	ANT	EUT	Verdict
34.365	-63.73	-6.59	-13.0	50.73	243.70	Vertical	Vertical	Pass
237.822	-61.87	1.80	-13.0	48.87	315.20	Vertical	Vertical	Pass
452.435	-62.05	3.14	-13.0	49.05	87.30	Vertical	Vertical	Pass
821.762	-41.29	8.18	-13.0	28.29	297.20	Vertical	Vertical	N/A
870.263	-37.12	9.68	-13.0	24.12	333.30	Vertical	Vertical	N/A
8147.000	-38.79	31.34	-13.0	25.79	279.30	Vertical	Vertical	Pass

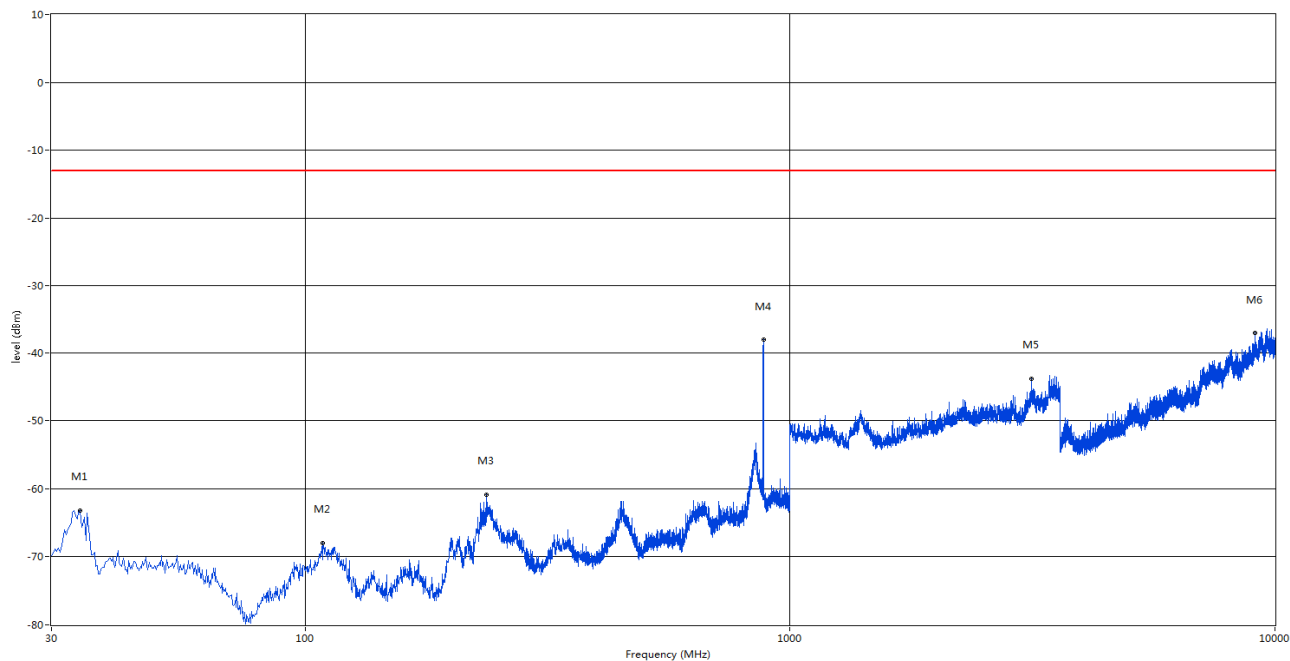
1.20. WCDMA B5 CH4182

RSE Test case_FCC PART22&24&27_FCC PART 22



Frequency (MHz)	Result (dBm)	Factor (dB)	PK Limit (dBm)	Margin (dB)	Table (o)	ANT	EUT	Verdict
33.395	-62.22	-6.83	-13.0	49.22	175.60	Horizontal	Horizontal	Pass
114.875	-67.19	-5.13	-13.0	54.19	169.80	Horizontal	Horizontal	Pass
239.762	-61.60	2.48	-13.0	48.60	284.80	Horizontal	Horizontal	Pass
882.145	-38.11	8.01	-13.0	25.11	229.50	Horizontal	Horizontal	N/A
3466.100	-43.34	18.00	-13.0	30.34	292.50	Horizontal	Horizontal	Pass
9389.000	-36.44	34.50	-13.0	23.44	251.30	Horizontal	Horizontal	Pass

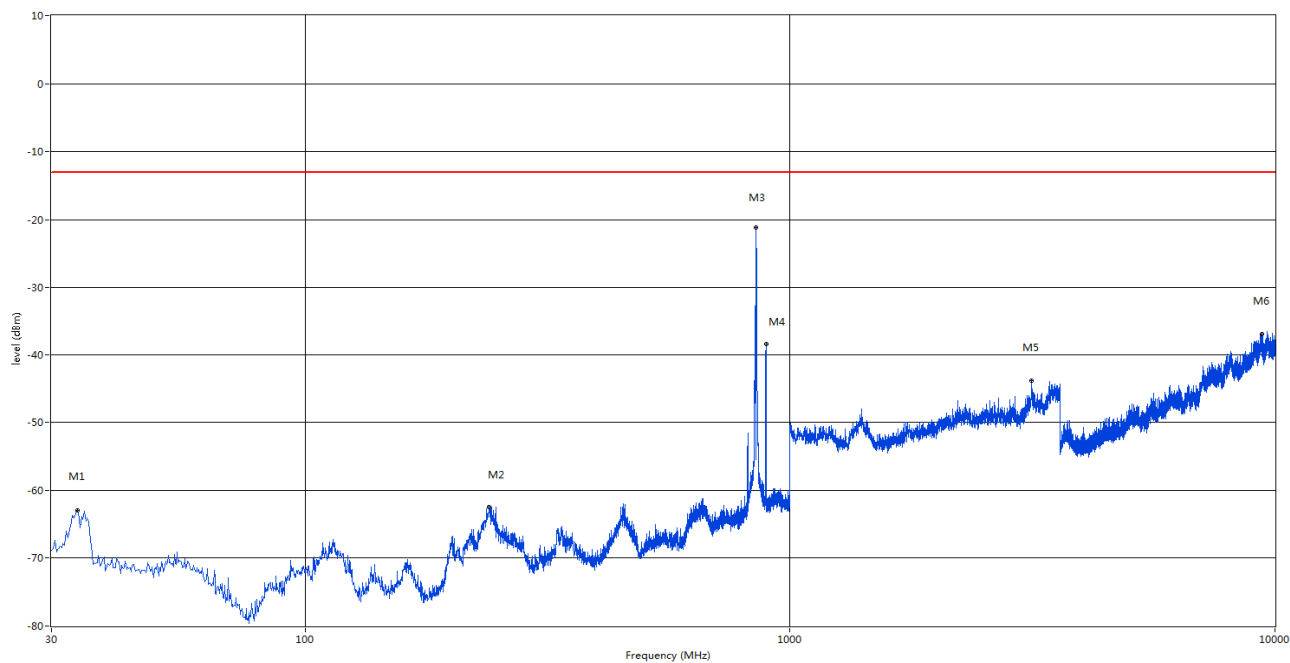
RSE Test case_FCC PART22&24&27_FCC PART 22



Frequency (MHz)	Result (dBm)	Factor (dB)	PK Limit (dBm)	Margin (dB)	Table (o)	ANT	EUT	Verdict
34.365	-63.15	-6.59	-13.0	50.15	197.00	Vertical	Vertical	Pass
108.812	-68.02	-6.00	-13.0	55.02	141.20	Vertical	Vertical	Pass
237.095	-60.90	1.60	-13.0	47.90	265.80	Vertical	Vertical	Pass
882.873	-38.08	7.92	-13.0	25.08	312.30	Vertical	Vertical	N/A
3147.600	-43.84	18.26	-13.0	30.84	78.60	Vertical	Vertical	Pass
9110.000	-37.04	33.52	-13.0	24.04	48.80	Vertical	Vertical	Pass

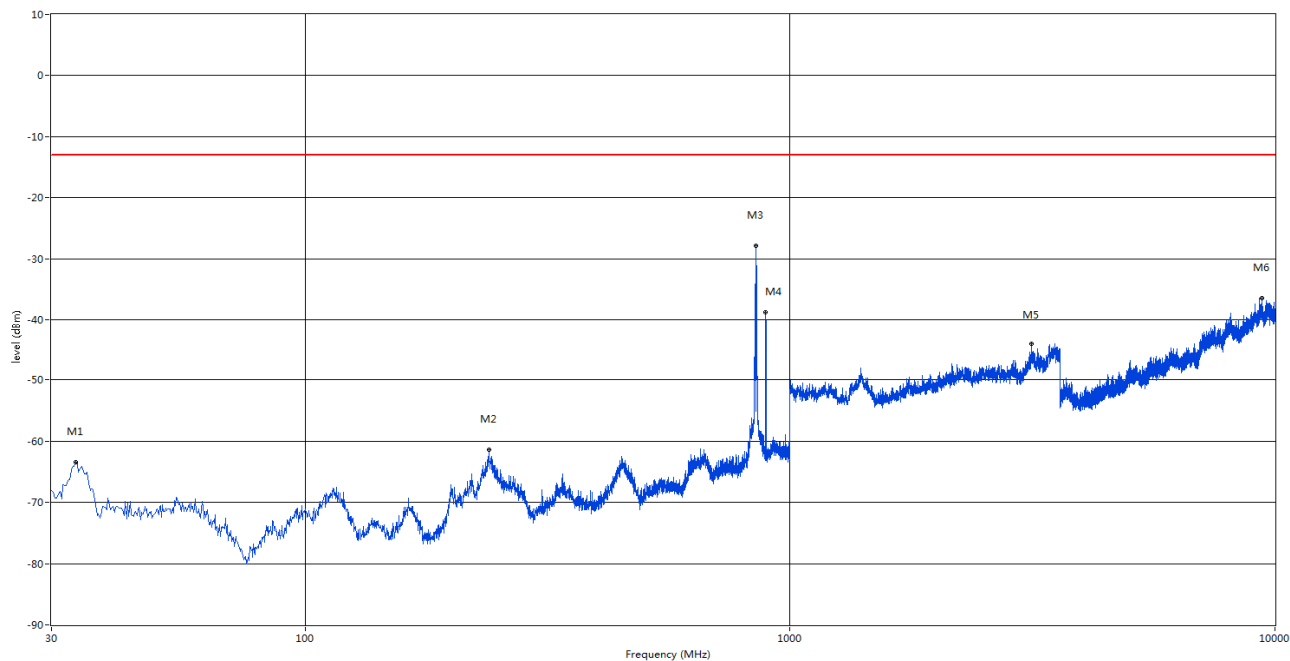
1.21. WCDMA B5 CH4233

RSE Test case_FCC PART22&24&27_FCC PART 22



Frequency (MHz)	Result (dBm)	Factor (dB)	PK Limit (dBm)	Margin (dB)	Table (o)	ANT	EUT	Verdict
33.880	-62.98	-6.71	-13.0	49.98	181.40	Horizontal	Horizontal	Pass
239.762	-62.45	2.48	-13.0	49.45	307.10	Horizontal	Horizontal	Pass
852.318	-21.15	13.85	-13.0	8.15	101.60	Horizontal	Horizontal	N/A
892.572	-38.40	6.93	-13.0	25.40	338.90	Horizontal	Horizontal	N/A
3146.300	-43.87	18.05	-13.0	30.87	84.60	Horizontal	Horizontal	Pass
9383.999	-36.94	34.57	-13.0	23.94	251.60	Horizontal	Horizontal	Pass

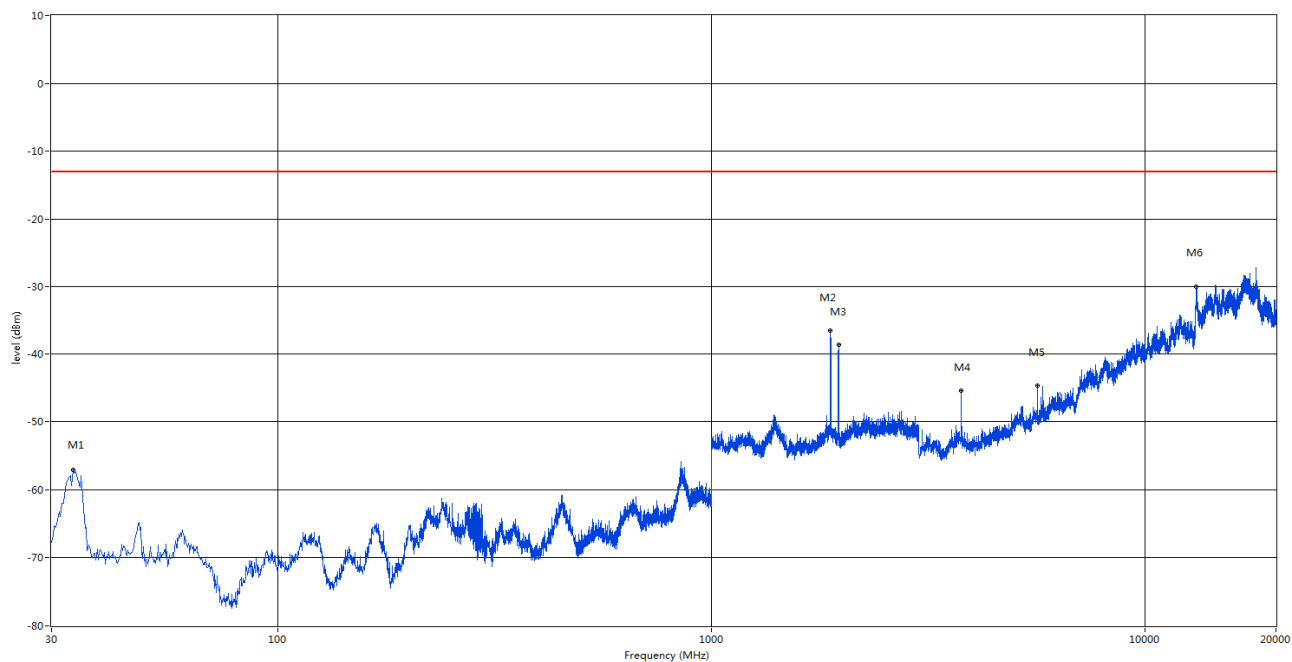
RSE Test case_FCC PART22&24&27_FCC PART 22



Frequency (MHz)	Result (dBm)	Factor (dB)	PK Limit (dBm)	Margin (dB)	Table (o)	ANT	EUT	Verdict
33.638	-63.39	-6.77	-13.0	50.39	145.10	Vertical	Vertical	Pass
239.520	-61.34	2.38	-13.0	48.34	299.30	Vertical	Vertical	Pass
851.833	-27.93	14.06	-13.0	14.93	247.80	Vertical	Vertical	N/A
889.905	-38.78	6.94	-13.0	25.78	163.50	Vertical	Vertical	N/A
3148.250	-44.12	18.32	-13.0	31.12	78.40	Vertical	Vertical	Pass
9389.000	-36.47	34.50	-13.0	23.47	25.60	Vertical	Vertical	Pass

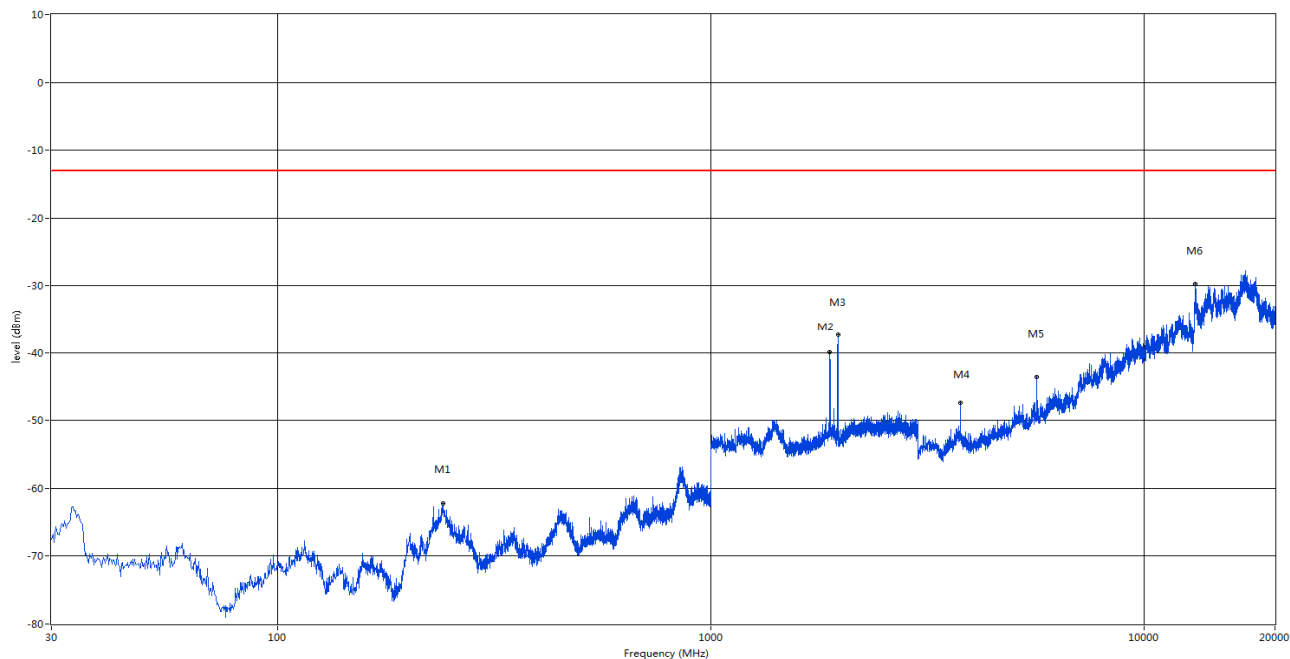
1.22. LTE B2 CH18900 BW1.4 1RB

RSE Test case_FCC PART22&24&27_FCC PART 24_1900_GSM 1900&WCDMA B2&CDMA BC1<E B2&25



Frequency (MHz)	Result (dBm)	Factor (dB)	PK Limit (dBm)	Margin (dB)	Table (o)	ANT	EUT	Verdict
33.638	-57.12	-6.72	-13.0	44.12	194.50	Horizontal	Vertical	Pass
1879.500	-36.65	9.54	-13.0	23.65	0.00	Horizontal	Vertical	N/A
1959.500	-38.71	8.71	-13.0	25.71	211.20	Horizontal	Vertical	N/A
3758.063	-45.39	19.68	-13.0	32.39	234.70	Horizontal	Vertical	Pass
5637.375	-44.74	22.90	-13.0	31.74	94.00	Horizontal	Vertical	Pass
13101.625	-29.94	42.49	-13.0	16.94	0.00	Horizontal	Vertical	Pass

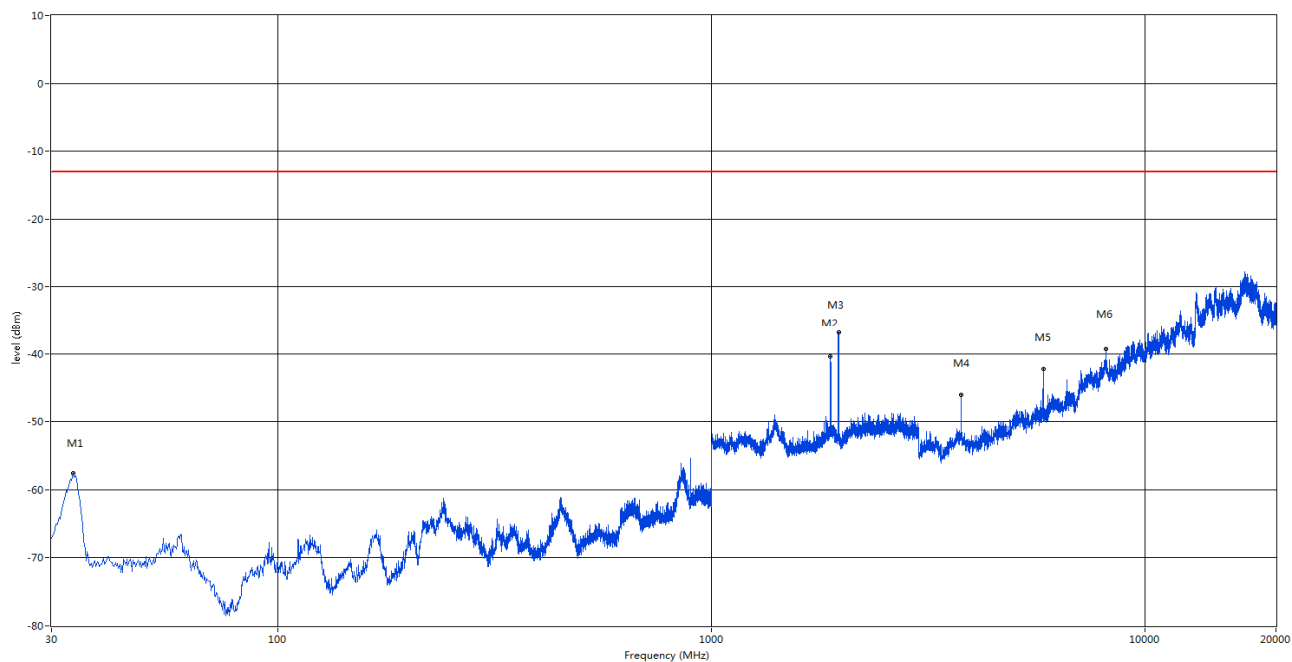
RSE Test case_FCC PART22&24&27_FCC PART 24_1900_GSM 1900&WCDMA B2&CDMA BC1<E B2&25



Frequency (MHz)	Result (dBm)	Factor (dB)	PK Limit (dBm)	Margin (dB)	Table (o)	ANT	EUT	Verdict
240.005	-62.23	2.83	-13.0	49.23	1.10	Vertical	Horizontal	Pass
1879.500	-39.92	9.54	-13.0	26.92	131.00	Vertical	Horizontal	N/A
1959.500	-37.38	8.71	-13.0	24.38	359.40	Vertical	Horizontal	N/A
3758.063	-47.40	19.68	-13.0	34.40	179.70	Vertical	Horizontal	Pass
5637.375	-43.55	22.90	-13.0	30.55	87.00	Vertical	Horizontal	Pass
13103.438	-29.78	42.42	-13.0	16.78	0.00	Vertical	Horizontal	Pass

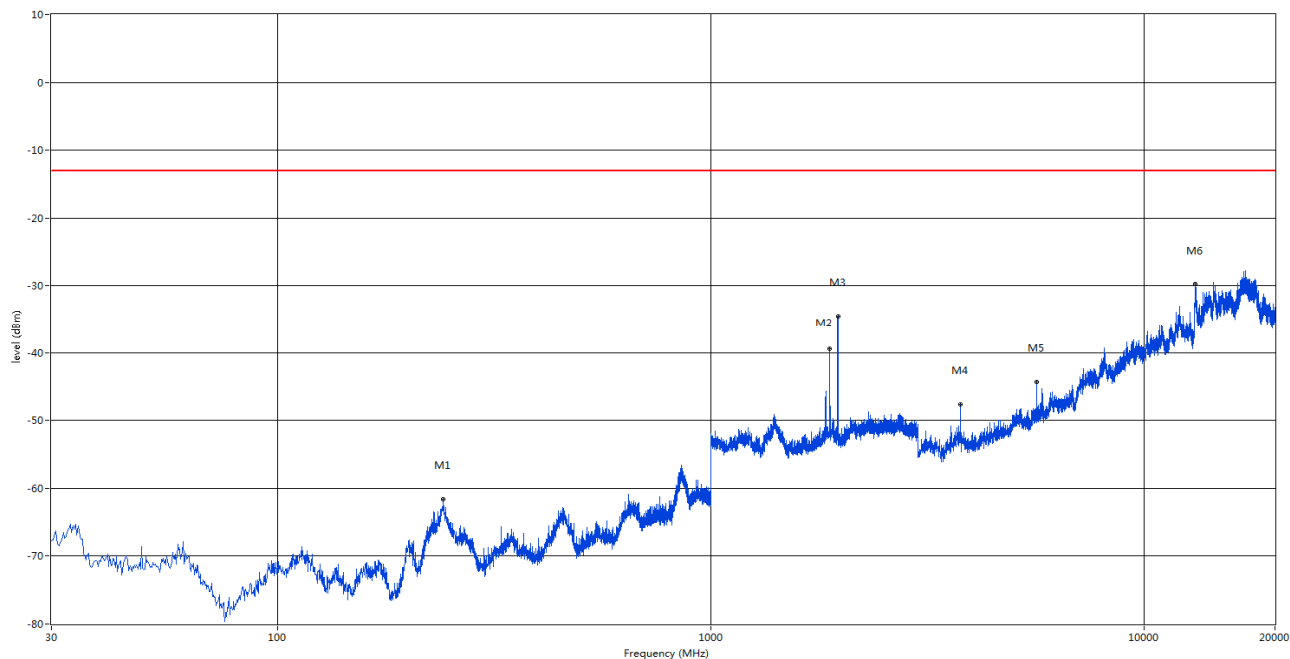
1.23. LTE B2 CH18900 BW3 1RB

RSE Test case_FCC PART22&24&27_FCC PART 24_1900_GSM 1900&WCDMA B2&CDMA BC1<E B2&25



Frequency (MHz)	Result (dBm)	Factor (dB)	PK Limit (dBm)	Margin (dB)	Table (o)	ANT	EUT	Verdict
33.638	-57.56	-6.72	-13.0	44.56	224.50	Horizontal	Vertical	Pass
1879.000	-40.46	9.54	-13.0	27.46	1.00	Horizontal	Vertical	N/A
1960.000	-36.78	8.64	-13.0	23.78	168.00	Horizontal	Vertical	N/A
3758.063	-46.09	19.68	-13.0	33.09	237.20	Horizontal	Vertical	Pass
5812.875	-42.23	22.96	-13.0	29.23	264.60	Horizontal	Vertical	Pass
8096.813	-39.27	31.89	-13.0	26.27	271.30	Horizontal	Vertical	Pass

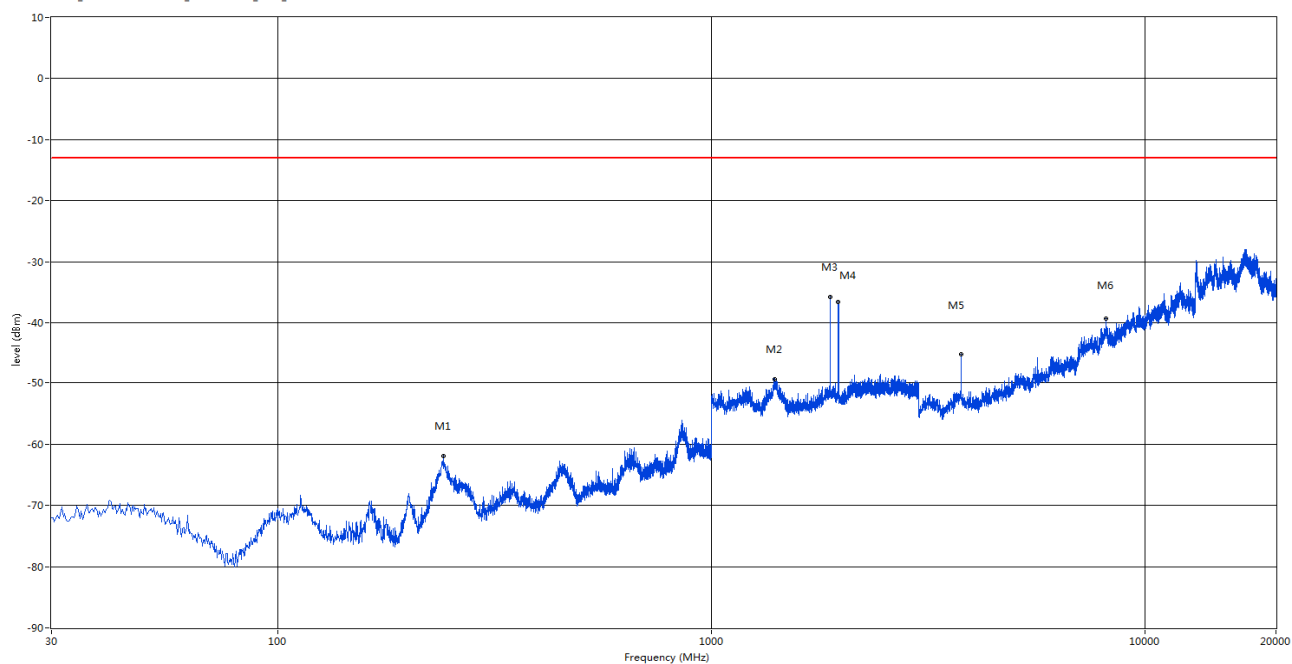
RSE Test case_FCC PART22&24&27_FCC PART 24_1900_GSM 1900&WCDMA B2&CDMA BC1<E B2&25



Frequency (MHz)	Result (dBm)	Factor (dB)	PK Limit (dBm)	Margin (dB)	Table (o)	ANT	EUT	Verdict
240.975	-61.62	2.50	-13.0	48.62	29.00	Vertical	Horizontal	Pass
1878.500	-39.44	9.54	-13.0	26.44	2.00	Vertical	Horizontal	N/A
1959.500	-34.47	8.71	-13.0	21.47	5.00	Vertical	Horizontal	N/A
3758.063	-47.65	19.68	-13.0	34.65	6.00	Vertical	Horizontal	Pass
5637.375	-44.32	22.90	-13.0	31.32	3.00	Vertical	Horizontal	Pass
13105.250	-29.70	42.35	-13.0	16.70	93.00	Vertical	Horizontal	Pass

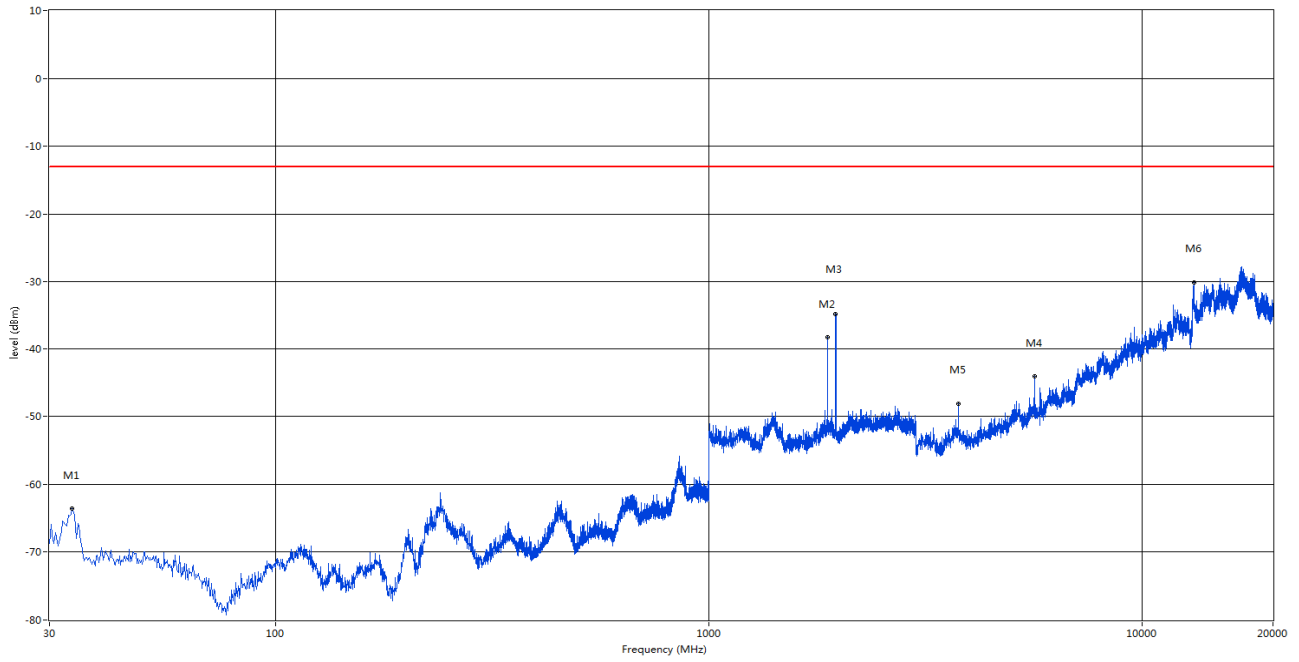
1.24. LTE B2 CH18900 BW5 1RB

RSE Test case_FCC PART22&24&27_FCC PART 24_1900_GSM 1900&WCDMA B2&CDMA BC1<E B2&25



Frequency (MHz)	Result (dBm)	Factor (dB)	PK Limit (dBm)	Margin (dB)	Table (o)	ANT	EUT	Verdict
240.248	-62.00	2.75	-13.0	49.00	260.40	Horizontal	Vertical	Pass
1394.000	-49.47	9.60	-13.0	36.47	101.40	Horizontal	Vertical	Pass
1877.500	-35.82	9.53	-13.0	22.82	5.00	Horizontal	Vertical	N/A
1959.000	-36.58	8.77	-13.0	23.58	239.00	Horizontal	Vertical	N/A
3755.625	-45.36	19.69	-13.0	32.36	237.00	Horizontal	Vertical	Pass
8123.625	-39.26	31.61	-13.0	26.26	226.80	Horizontal	Vertical	Pass

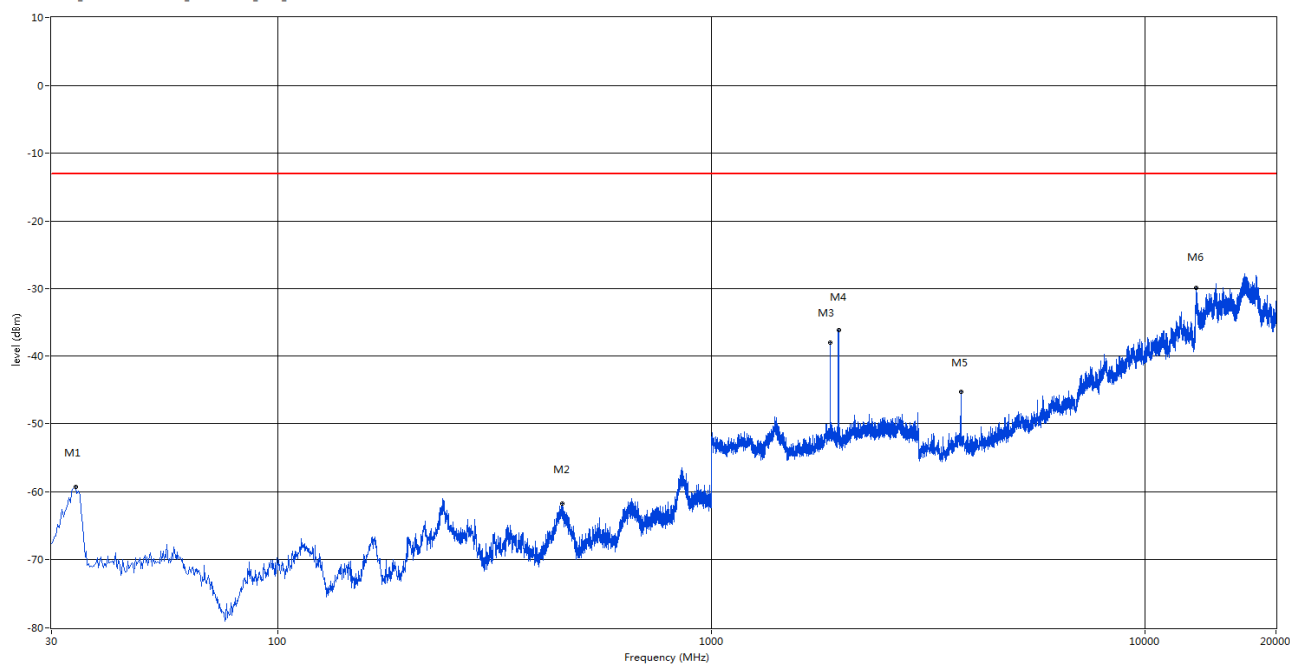
RSE Test case_FCC PART22&24&27_FCC PART 24_1900_GSM 1900&WCDMA B2&CDMA BC1<E B2&25



Frequency (MHz)	Result (dBm)	Factor (dB)	PK Limit (dBm)	Margin (dB)	Table (o)	ANT	EUT	Verdict
33.880	-63.51	-6.65	-13.0	50.51	193.00	Vertical	Horizontal	Pass
1877.500	-38.28	9.53	-13.0	25.28	134.70	Vertical	Horizontal	N/A
1959.000	-34.74	8.77	-13.0	21.74	38.30	Vertical	Horizontal	N/A
5632.500	-44.10	22.75	-13.0	31.10	42.00	Vertical	Horizontal	Pass
3755.625	-48.17	19.69	-13.0	35.17	143.00	Vertical	Horizontal	Pass
13127.000	-30.11	41.51	-13.0	17.11	71.00	Vertical	Horizontal	Pass

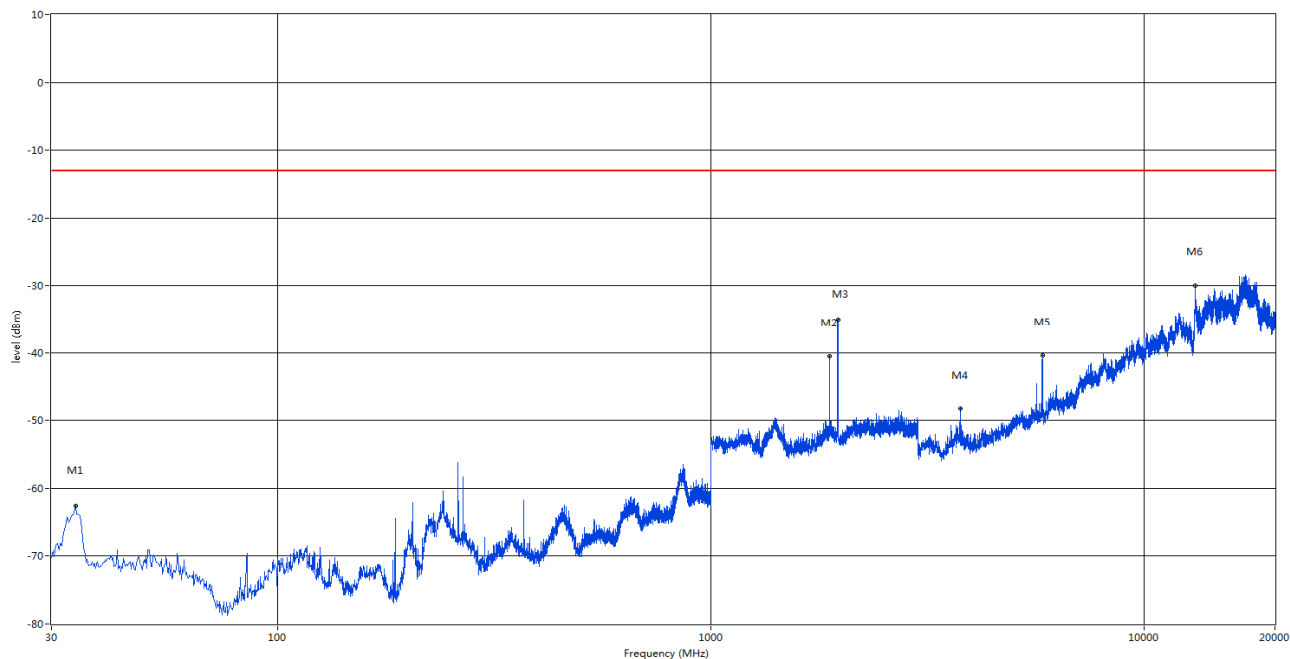
1.25. LTE B2 CH18900 BW10 1RB

RSE Test case_FCC PART22&24&27_FCC PART 24_1900_GSM 1900&WCDMA B2&CDMA BC1<E B2&25



Frequency (MHz)	Result (dBm)	Factor (dB)	PK Limit (dBm)	Margin (dB)	Table (o)	ANT	EUT	Verdict
34.123	-59.30	-6.58	-13.0	46.30	211.90	Horizontal	Vertical	Pass
452.920	-61.76	2.93	-13.0	48.76	99.50	Horizontal	Vertical	Pass
1875.500	-38.08	9.53	-13.0	25.08	27.60	Horizontal	Vertical	N/A
1959.500	-36.19	8.71	-13.0	23.19	314.50	Horizontal	Vertical	N/A
3750.750	-45.29	19.51	-13.0	32.29	236.90	Horizontal	Vertical	Pass
13092.563	-29.90	42.07	-13.0	16.90	245.10	Horizontal	Vertical	Pass

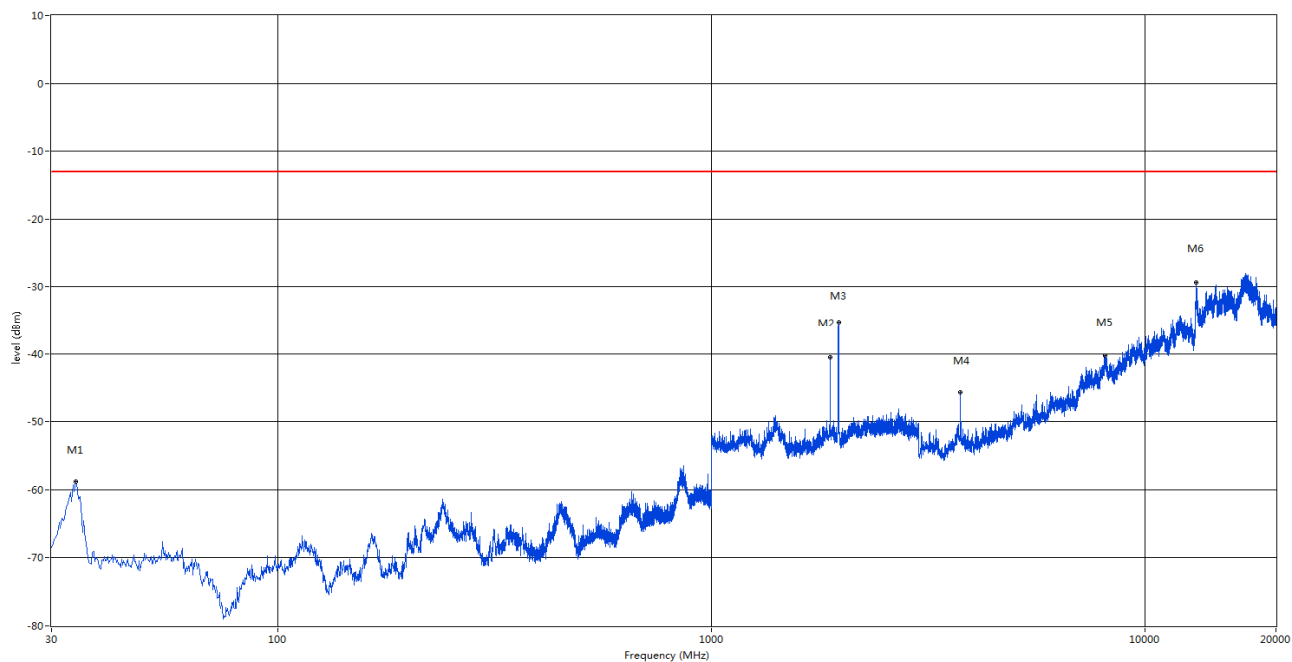
RSE Test case_FCC PART22&24&27_FCC PART 24_1900_GSM 1900&WCDMA B2&CDMA BC1<E B2&25



Frequency (MHz)	Result (dBm)	Factor (dB)	PK Limit (dBm)	Margin (dB)	Table (o)	ANT	EUT	Verdict
34.123	-62.64	-6.58	-13.0	49.64	351.00	Vertical	Horizontal	Pass
1875.500	-40.47	9.53	-13.0	27.47	67.00	Vertical	Horizontal	N/A
1959.500	-35.04	8.71	-13.0	22.04	293.00	Vertical	Horizontal	N/A
3750.750	-48.26	19.51	-13.0	35.26	95.00	Vertical	Horizontal	Pass
5810.438	-40.38	23.00	-13.0	27.38	210.00	Vertical	Horizontal	Pass
13117.938	-30.02	41.86	-13.0	17.02	159.00	Vertical	Horizontal	Pass

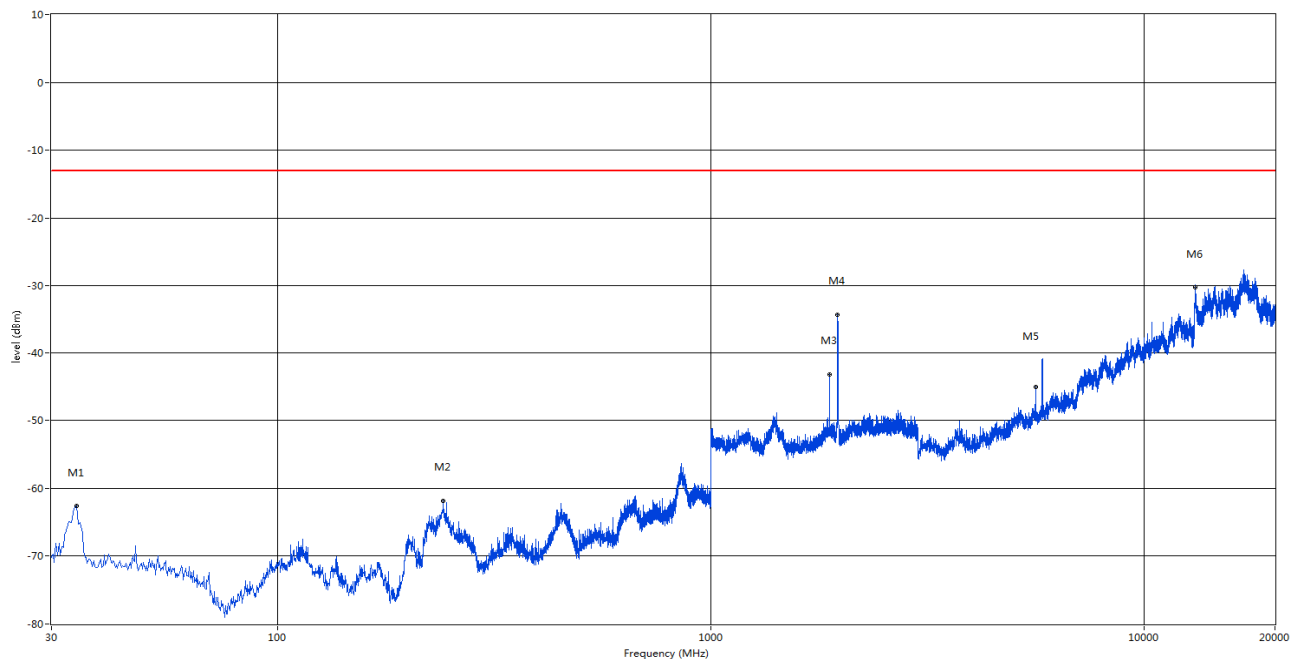
1.26. LTE B2 CH18900 BW15 1RB

RSE Test case_FCC PART22&24&27_FCC PART 24_1900_GSM 1900&WCDMA B2&CDMA BC1<E B2&25



Frequency (MHz)	Result (dBm)	Factor (dB)	PK Limit (dBm)	Margin (dB)	Table (o)	ANT	EUT	Verdict
34.123	-58.81	-6.58	-13.0	45.81	161.40	Horizontal	Vertical	Pass
1873.000	-40.46	9.52	-13.0	27.46	360.00	Horizontal	Vertical	N/A
1960.500	-35.30	8.58	-13.0	22.30	235.20	Horizontal	Vertical	N/A
3745.875	-45.63	19.59	-13.0	32.63	234.80	Horizontal	Vertical	Pass
8089.500	-40.22	31.87	-13.0	27.22	351.10	Horizontal	Vertical	Pass
13098.000	-29.35	42.42	-13.0	16.35	118.90	Horizontal	Vertical	Pass

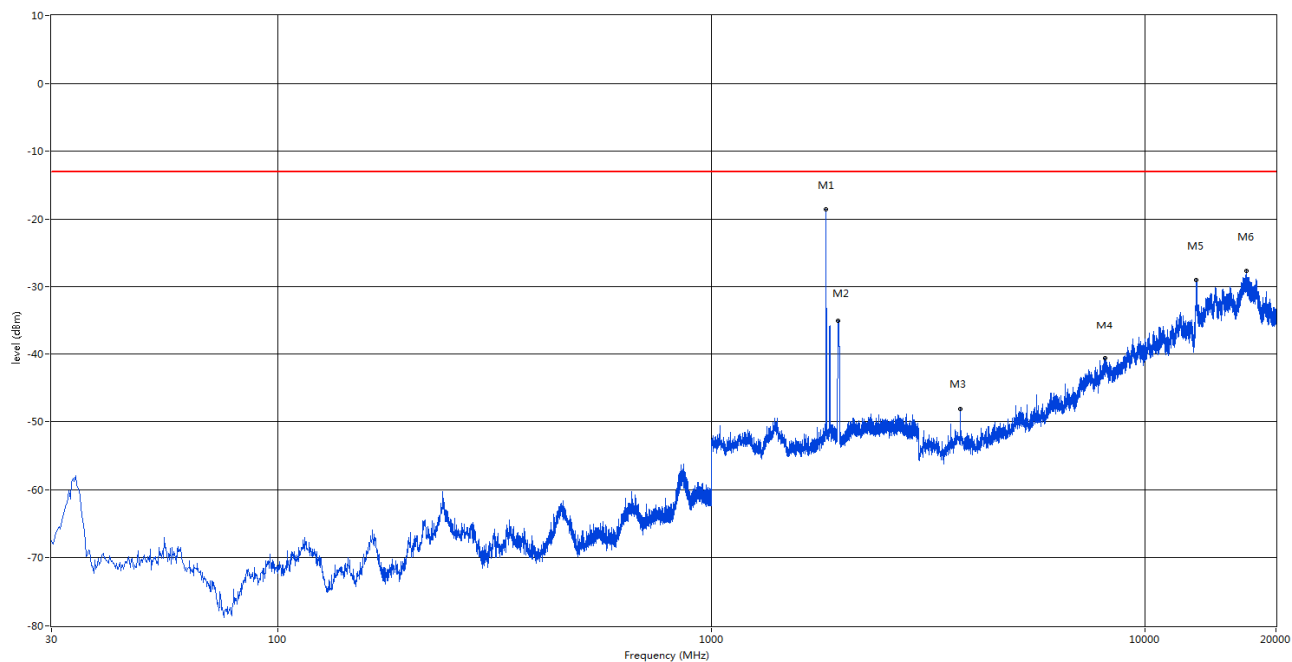
RSE Test case_FCC PART22&24&27_FCC PART 24_1900_GSM 1900&WCDMA B2&CDMA BC1<E B2&25



Frequency (MHz)	Result (dBm)	Factor (dB)	PK Limit (dBm)	Margin (dB)	Table (o)	ANT	EUT	Verdict
34.365	-62.63	-6.52	-13.0	49.63	167.60	Vertical	Horizontal	Pass
240.490	-61.83	2.67	-13.0	48.83	359.50	Vertical	Horizontal	Pass
1873.500	-43.23	9.52	-13.0	30.23	137.30	Vertical	Horizontal	N/A
1958.500	-34.22	8.82	-13.0	21.22	327.50	Vertical	Horizontal	N/A
5620.313	-45.03	22.71	-13.0	32.03	72.90	Vertical	Horizontal	Pass
13099.813	-30.25	42.54	-13.0	17.25	260.50	Vertical	Horizontal	Pass

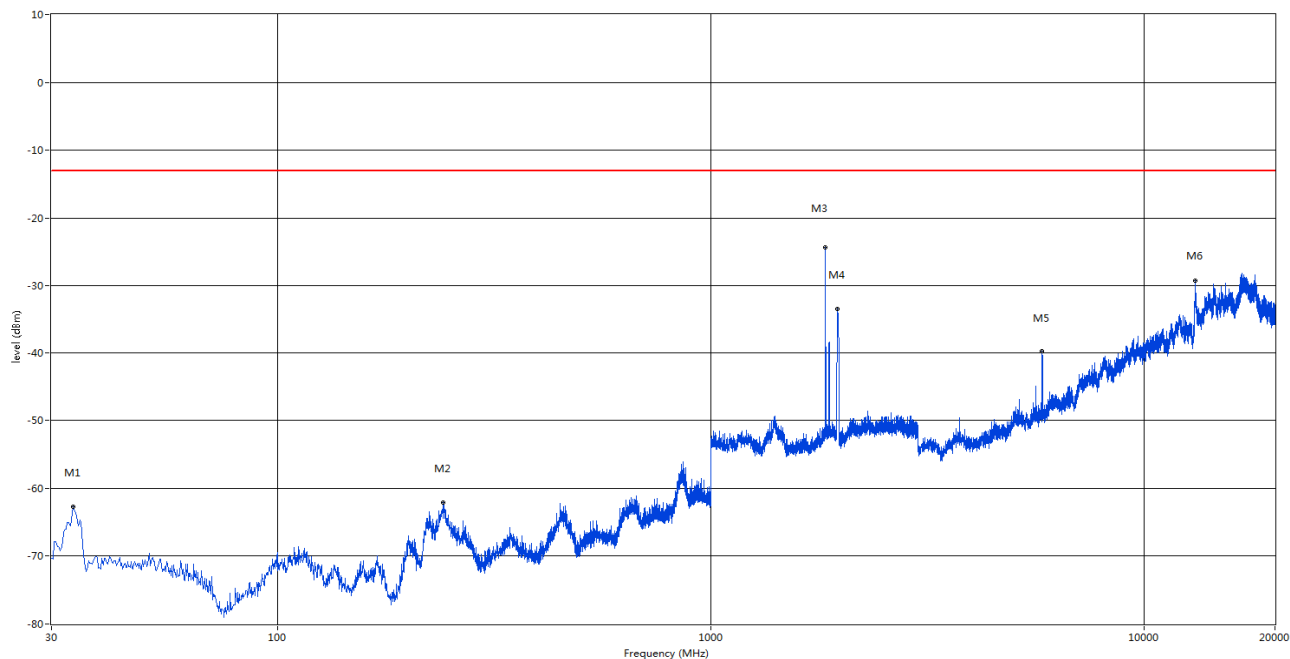
1.27. LTE B2 CH18900 BW20 1RB

RSE Test case_FCC PART22&24&27_FCC PART 24_1900_GSM 1900&WCDMA B2&CDMA BC1<E B2&25



Frequency (MHz)	Result (dBm)	Factor (dB)	PK Limit (dBm)	Margin (dB)	Table (o)	ANT	EUT	Verdict
1835.500	-19.71	9.07	-13.0	6.71	27.30	Horizontal	Vertical	N/A
1959.000	-35.17	8.77	-13.0	22.17	69.10	Horizontal	Vertical	N/A
3741.000	-48.13	19.67	-13.0	35.13	228.60	Horizontal	Vertical	Pass
8087.063	-40.69	31.86	-13.0	27.69	121.60	Horizontal	Vertical	Pass
13103.438	-29.05	42.42	-13.0	16.05	21.10	Horizontal	Vertical	Pass
17078.250	-27.65	39.60	-13.0	14.65	320.40	Horizontal	Vertical	Pass

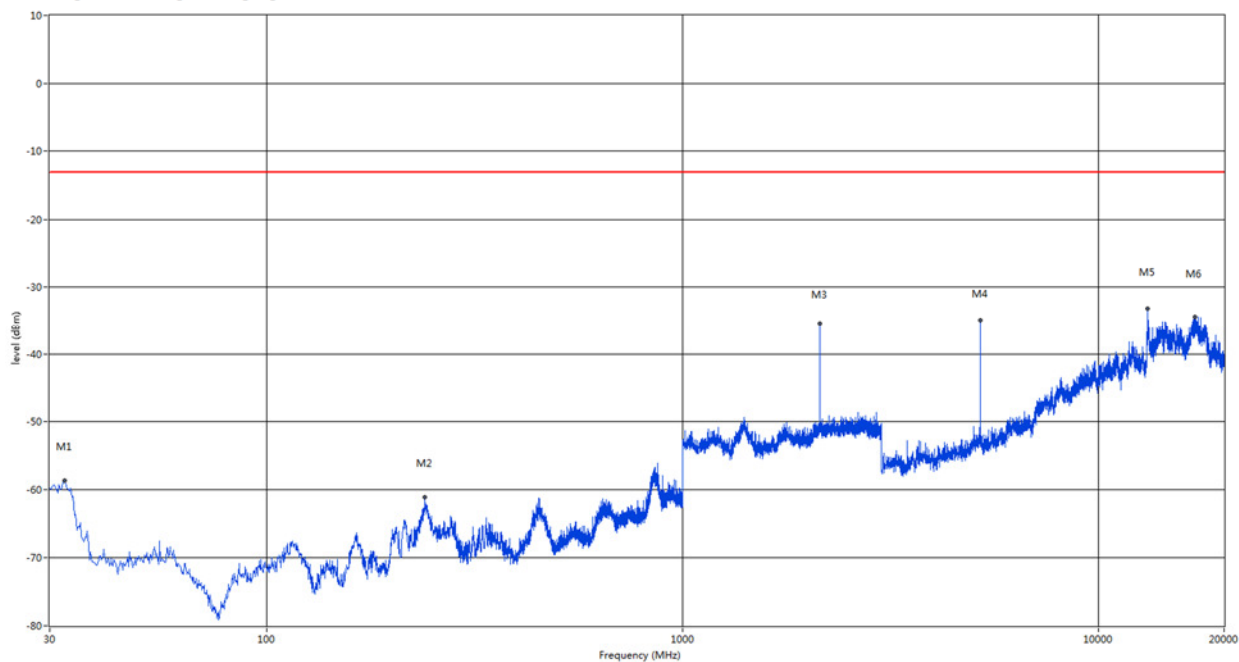
RSE Test case_FCC PART22&24&27_FCC PART 24_1900_GSM 1900&WCDMA B2&CDMA BC1<E B2&25



Frequency (MHz)	Result (dBm)	Factor (dB)	PK Limit (dBm)	Margin (dB)	Table (o)	ANT	EUT	Verdict
33.638	-62.75	-6.72	-13.0	49.75	142.30	Vertical	Horizontal	Pass
240.248	-62.09	2.75	-13.0	49.09	305.60	Vertical	Horizontal	Pass
1835.500	-24.29	9.07	-13.0	11.29	312.10	Vertical	Horizontal	N/A
1958.500	-33.35	8.82	-13.0	20.35	345.60	Vertical	Horizontal	N/A
5803.125	-39.81	23.01	-13.0	26.81	37.20	Vertical	Horizontal	Pass
13099.813	-29.27	42.54	-13.0	16.27	181.60	Vertical	Horizontal	Pass

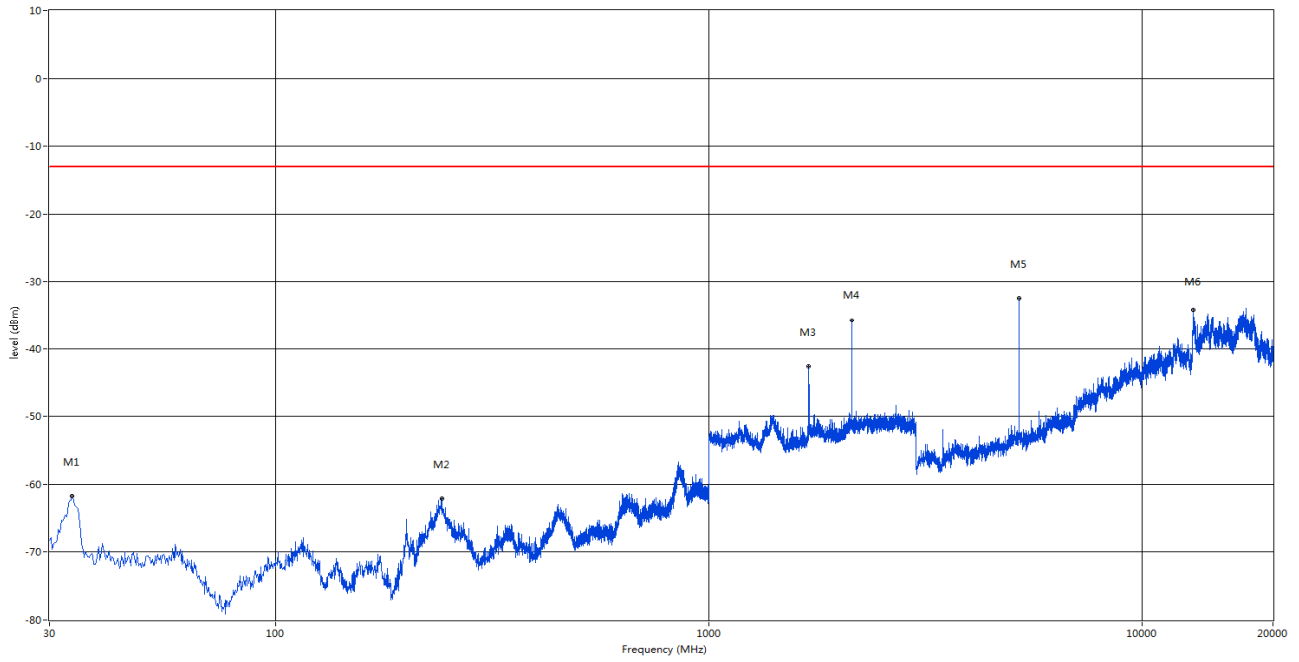
1.28. LTE B4 CH20175 BW1.4 1RB

RSE Test case_FCC PART228&248&27_FCC PART 27_1700_WCDMA B4<E B4



Frequency (MHz)	Result (dBm)	Factor (dB)	PK Limit (dBm)	Margin (dB)	Table (o)	ANT	EUT	Verdict
33.880	-57.42	-6.62	-13.0	44.42	201.20	Vertical	Horizontal	Pass
239.762	-61.15	2.79	-13.0	48.15	177.00	Vertical	Horizontal	Pass
2132.000	-35.38	9.85	-13.0	22.38	144.40	Vertical	Horizontal	N/A
5196.188	-34.90	22.40	-13.0	21.90	86.00	Vertical	Horizontal	Pass
13105.250	-34.14	42.35	-13.0	21.14	72.30	Vertical	Horizontal	Pass
17058.312	-34.37	39.41	-13.0	21.37	184.60	Vertical	Horizontal	Pass

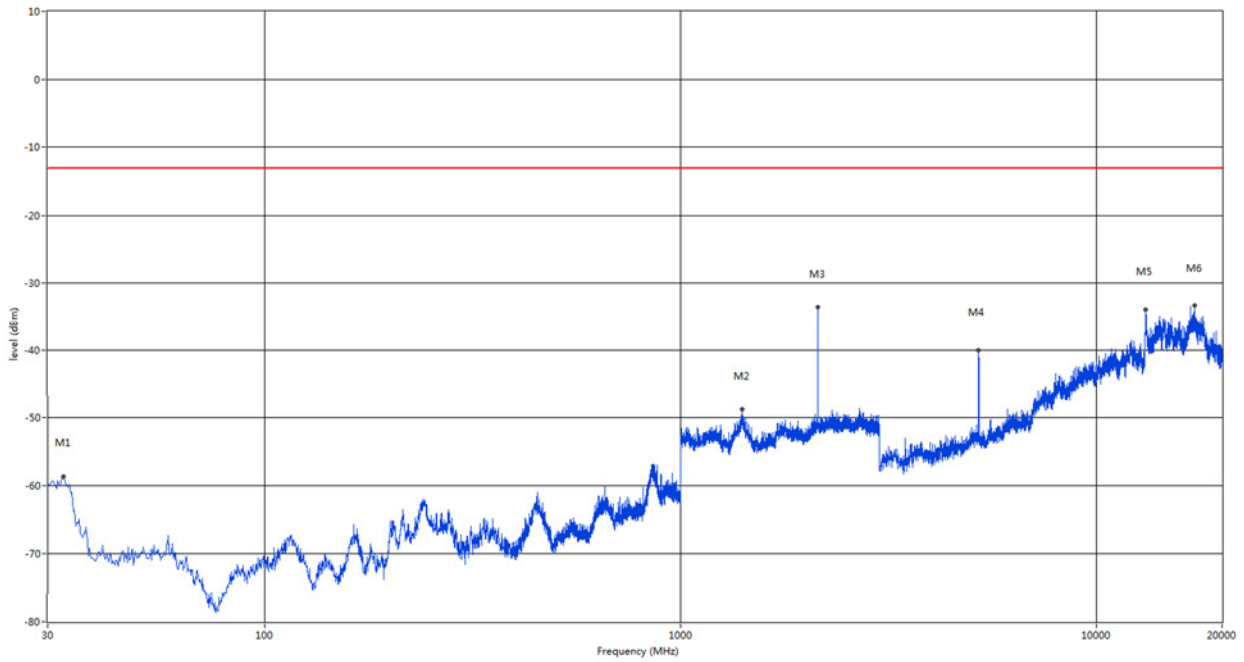
RSE Test case_FCC PART22&24&27_FCC PART 27_1700_WCDMA B4<E B4



Frequency (MHz)	Result (dBm)	Factor (dB)	PK Limit (dBm)	Margin (dB)	Table (o)	ANT	EUT	Verdict
33.880	-61.67	-6.62	-13.0	48.67	181.00	Horizontal	Vertical	Pass
241.218	-62.07	2.46	-13.0	49.07	359.40	Horizontal	Vertical	Pass
1696.000	-42.63	8.20	-13.0	29.63	129.80	Horizontal	Vertical	Pass
2132.000	-35.77	9.85	-13.0	22.77	136.50	Horizontal	Vertical	N/A
5196.188	-32.47	22.40	-13.0	19.47	298.90	Horizontal	Vertical	Pass
13112.500	-34.20	42.07	-13.0	21.20	3.60	Horizontal	Vertical	Pass

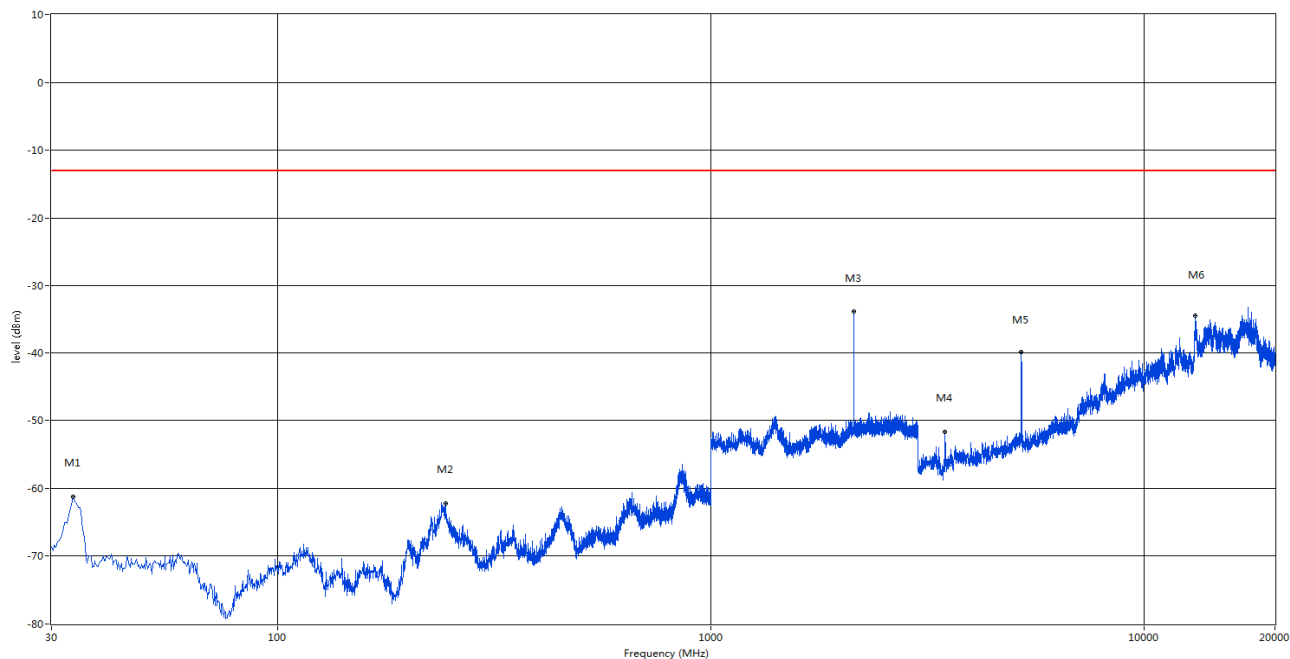
1.29. LTE B4 CH20175 BW3 1RB

RSE Test case_FCC PART228&248&27_FCC PART 27_1700_WCDMA B4<E B4



Frequency (MHz)	Result (dBm)	Factor (dB)	PK Limit (dBm)	Margin (dB)	Table (o)	ANT	EUT	Verdict
34.608	-58.42	-6.46	-13.0	45.42	214.70	Vertical	Horizontal	Pass
1402.000	-48.77	9.92	-13.0	35.77	236.60	Vertical	Horizontal	Pass
2133.000	-33.57	9.87	-13.0	20.57	138.40	Vertical	Horizontal	N/A
5198.625	-40.03	22.38	-13.0	27.03	84.40	Vertical	Horizontal	Pass
13098.000	-33.84	42.42	-13.0	20.84	48.20	Vertical	Horizontal	Pass
17174.313	-33.31	39.97	-13.0	20.31	185.80	Vertical	Horizontal	Pass

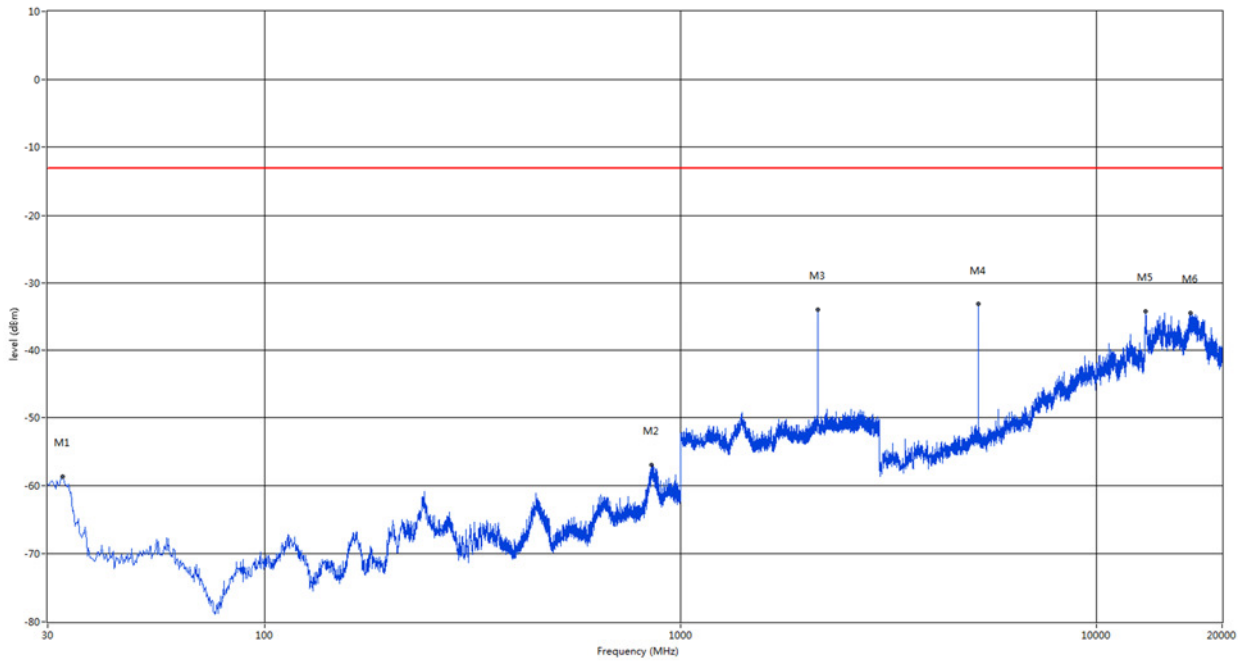
RSE Test case_FCC PART22&24&27_FCC PART 27_1700_WCDMA B4<E B4



Frequency (MHz)	Result (dBm)	Factor (dB)	PK Limit (dBm)	Margin (dB)	Table (o)	ANT	EUT	Verdict
33.638	-61.22	-6.67	-13.0	48.22	213.30	Horizontal	Vertical	Pass
243.642	-62.25	1.67	-13.0	49.25	322.00	Horizontal	Vertical	Pass
2132.500	-33.79	9.86	-13.0	20.79	140.00	Horizontal	Vertical	N/A
3463.125	-51.67	17.43	-13.0	38.67	189.50	Horizontal	Vertical	Pass
5196.188	-39.88	22.40	-13.0	26.88	56.90	Horizontal	Vertical	Pass
13099.813	-34.42	42.54	-13.0	21.42	106.50	Horizontal	Vertical	Pass

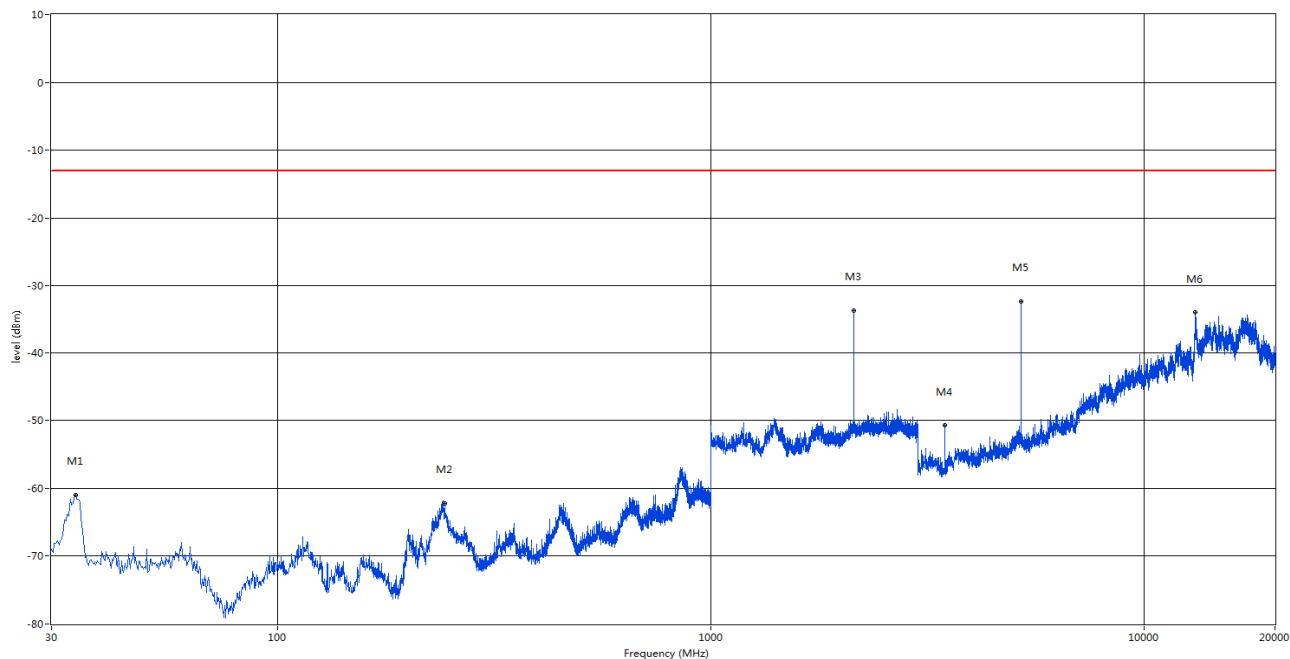
1.30. LTE B4 CH20175 BW5 1RB

RSE Test case_FCC PART228&248&27_FCC PART 27_1700_WCDMA B4<E B4



Frequency (MHz)	Result (dBm)	Factor (dB)	PK Limit (dBm)	Margin (dB)	Table (o)	ANT	EUT	Verdict
34.123	-57.85	-6.57	-13.0	44.85	219.40	Vertical	Horizontal	Pass
850.377	-56.89	10.58	-13.0	43.89	66.40	Vertical	Horizontal	Pass
2132.000	-33.84	9.85	-13.0	20.84	184.80	Vertical	Horizontal	N/A
5191.312	-33.08	22.44	-13.0	20.08	81.90	Vertical	Horizontal	Pass
13099.813	-34.17	42.54	-13.0	21.17	337.60	Vertical	Horizontal	Pass
16759.250	-34.39	38.20	-13.0	21.39	4.00	Vertical	Horizontal	Pass

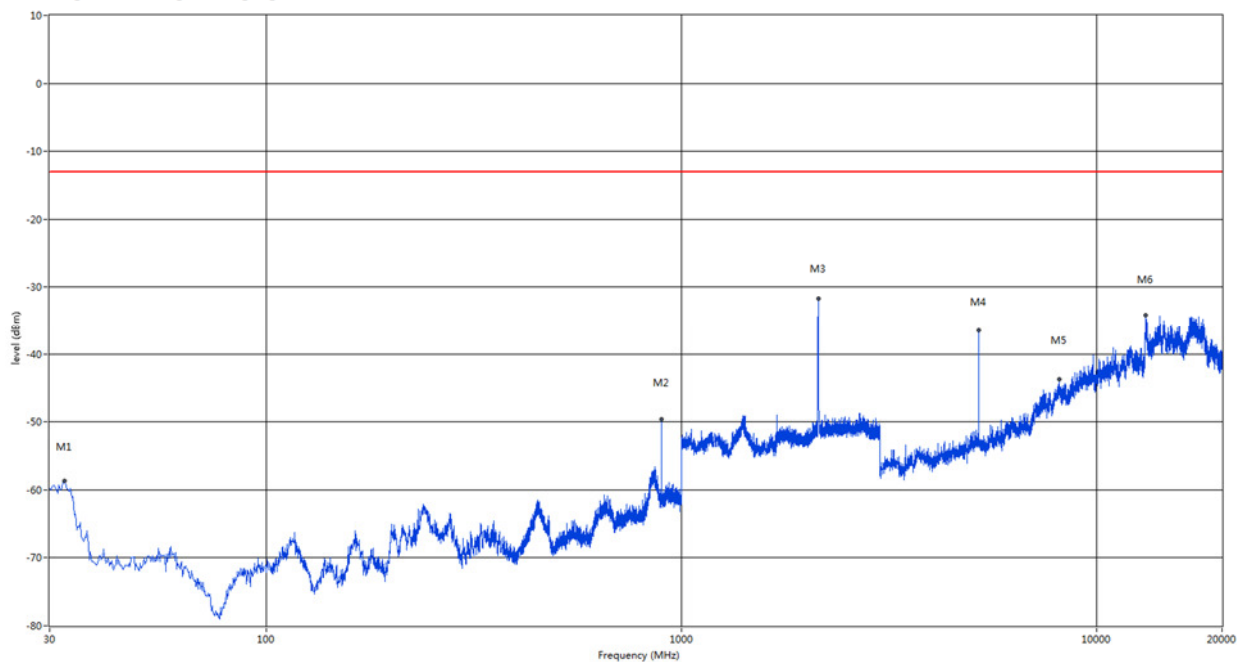
RSE Test case_FCC PART22&24&27_FCC PART 27_1700_WCDMA B4<E B4



Frequency (MHz)	Result (dBm)	Factor (dB)	PK Limit (dBm)	Margin (dB)	Table (o)	ANT	EUT	Verdict
34.123	-61.02	-6.57	-13.0	48.02	146.20	Horizontal	Vertical	Pass
242.915	-62.19	1.90	-13.0	49.19	90.30	Horizontal	Vertical	Pass
2131.000	-33.60	9.86	-13.0	20.60	140.90	Horizontal	Vertical	N/A
3460.688	-50.75	17.43	-13.0	37.75	200.90	Horizontal	Vertical	Pass
5191.312	-32.25	22.44	-13.0	19.25	54.50	Horizontal	Vertical	Pass
13108.875	-33.88	42.21	-13.0	20.88	57.80	Horizontal	Vertical	Pass

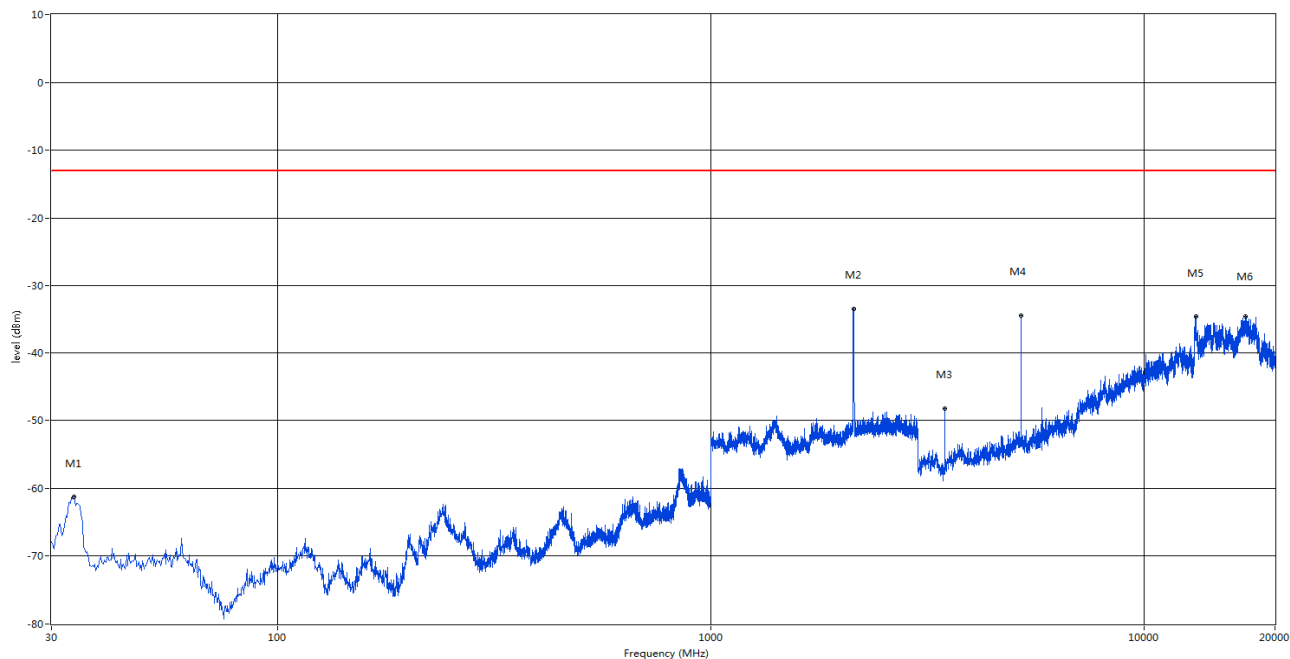
1.31. LTE B4 CH20175 BW10 1RB

RSE Test case_FCC PART228&248&27_FCC PART 27_1700_WCDMA B4<E B4



Frequency (MHz)	Result (dBm)	Factor (dB)	PK Limit (dBm)	Margin (dB)	Table (o)	ANT	EUT	Verdict
33.880	-56.63	-6.62	-13.0	43.63	201.60	Vertical	Horizontal	Pass
895.240	-49.65	6.97	-13.0	36.65	10.50	Vertical	Horizontal	Pass
2131.500	-31.75	9.83	-13.0	18.75	315.30	Vertical	Horizontal	N/A
5184.000	-36.46	22.50	-13.0	23.46	91.60	Vertical	Horizontal	Pass
8109.000	-43.72	31.79	-13.0	30.72	285.00	Vertical	Horizontal	Pass
13107.063	-34.19	42.28	-13.0	21.19	163.80	Vertical	Horizontal	Pass

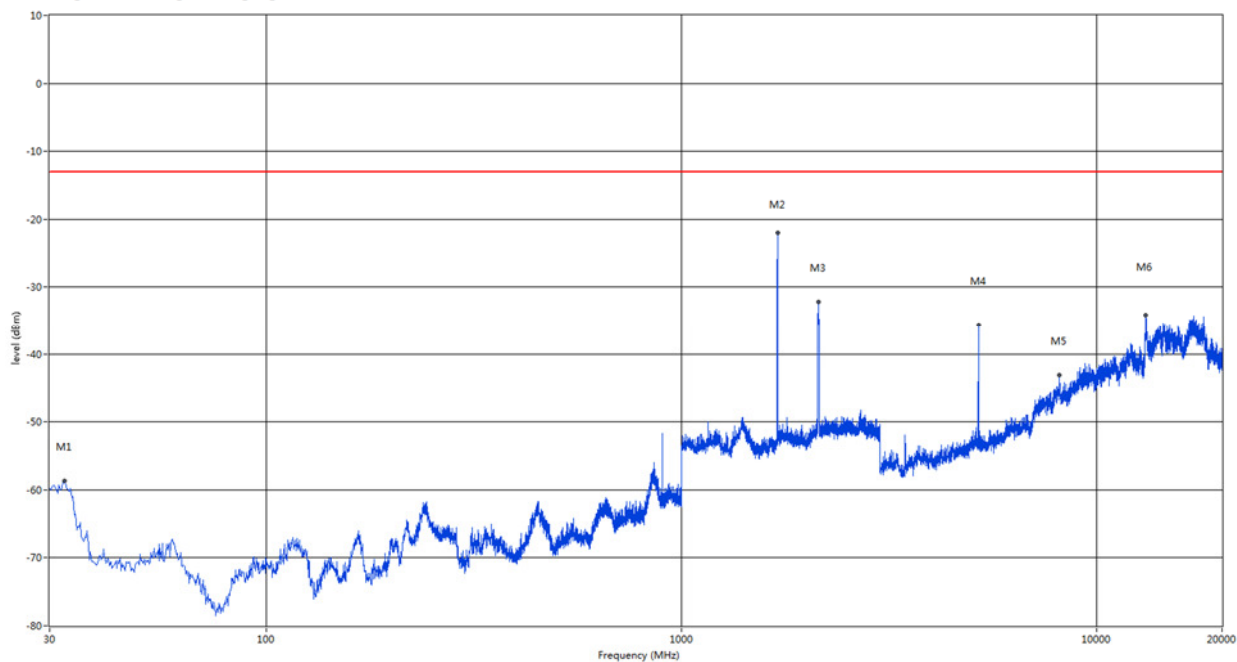
RSE Test case_FCC PART22&24&27_FCC PART 27_1700_WCDMA B4<E B4



Frequency (MHz)	Result (dBm)	Factor (dB)	PK Limit (dBm)	Margin (dB)	Table (o)	ANT	EUT	Verdict
33.880	-61.29	-6.62	-13.0	48.29	262.00	Horizontal	Vertical	Pass
2130.500	-33.37	9.89	-13.0	20.37	9.70	Horizontal	Vertical	N/A
3455.813	-48.18	17.27	-13.0	35.18	204.00	Horizontal	Vertical	Pass
5184.000	-34.36	22.50	-13.0	21.36	50.00	Horizontal	Vertical	Pass
13145.125	-34.50	40.81	-13.0	21.50	39.60	Horizontal	Vertical	Pass
17072.812	-34.56	39.55	-13.0	21.56	1.80	Horizontal	Vertical	Pass

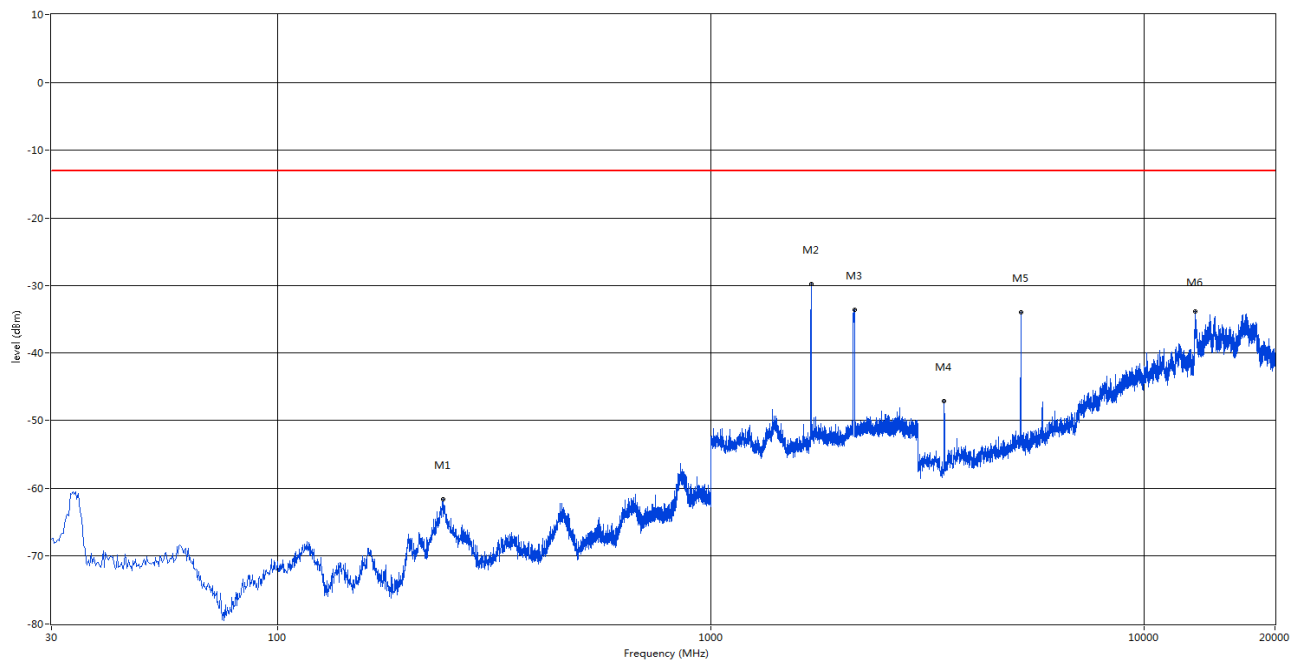
1.32. LTE B4 CH20175 BW15 1RB

RSE Test case_FCC PART228&248&27_FCC PART 27_1700_WCDMA B4<E B4



Frequency (MHz)	Result (dBm)	Factor (dB)	PK Limit (dBm)	Margin (dB)	Table (o)	ANT	EUT	Verdict
33.880	-58.04	-6.62	-13.0	45.04	147.50	Vertical	Horizontal	Pass
1699.000	-21.98	8.50	-13.0	8.98	59.60	Vertical	Horizontal	N/A
2130.500	-32.15	9.89	-13.0	19.15	312.60	Vertical	Horizontal	N/A
5176.688	-45.10	22.55	-13.0	32.10	360.80	Vertical	Horizontal	Pass
8104.125	-43.09	31.85	-13.0	30.09	153.70	Vertical	Horizontal	Pass
13101.625	-34.08	42.49	-13.0	21.08	115.30	Vertical	Horizontal	Pass

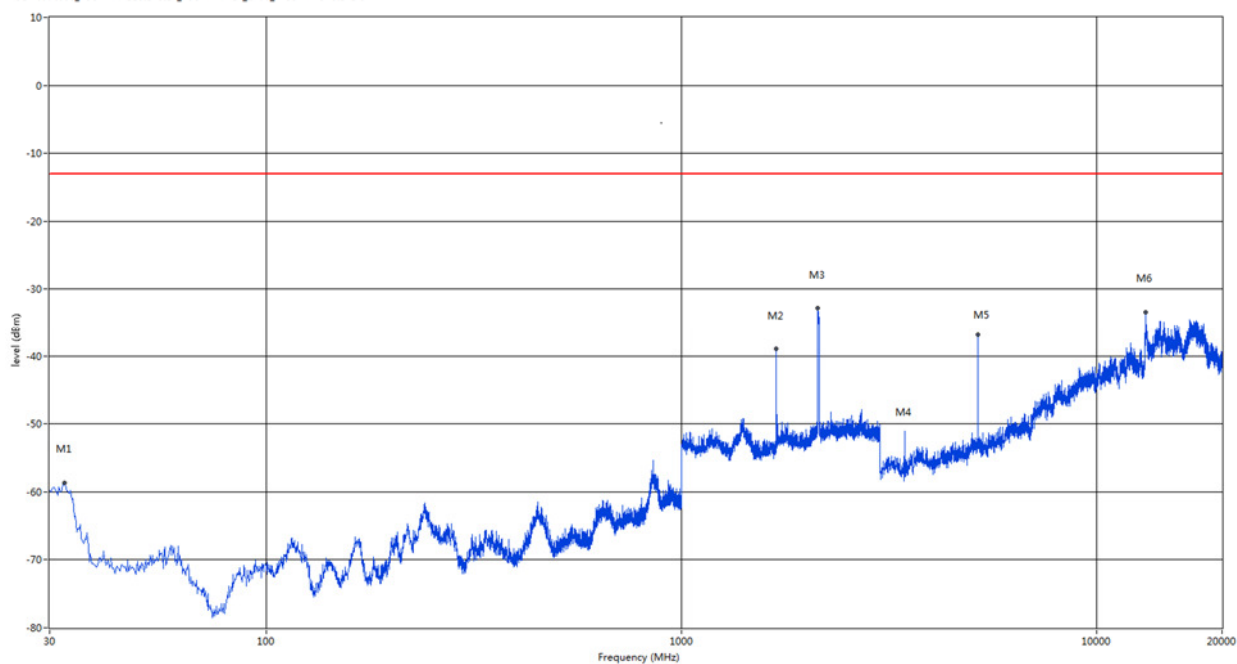
RSE Test case_FCC PART22&24&27_FCC PART 27_1700_WCDMA B4<E B4



Frequency (MHz)	Result (dBm)	Factor (dB)	PK Limit (dBm)	Margin (dB)	Table (o)	ANT	EUT	Verdict
240.005	-61.61	2.88	-13.0	48.61	83.00	Horizontal	Vertical	Pass
1699.000	-29.76	8.50	-13.0	16.76	120.60	Horizontal	Vertical	N/A
2138.500	-33.50	9.83	-13.0	20.50	311.40	Horizontal	Vertical	N/A
3450.938	-47.09	17.23	-13.0	34.09	239.60	Horizontal	Vertical	Pass
5176.688	-33.92	22.55	-13.0	20.92	87.50	Horizontal	Vertical	Pass
13116.125	-33.79	41.93	-13.0	20.79	327.10	Horizontal	Vertical	Pass

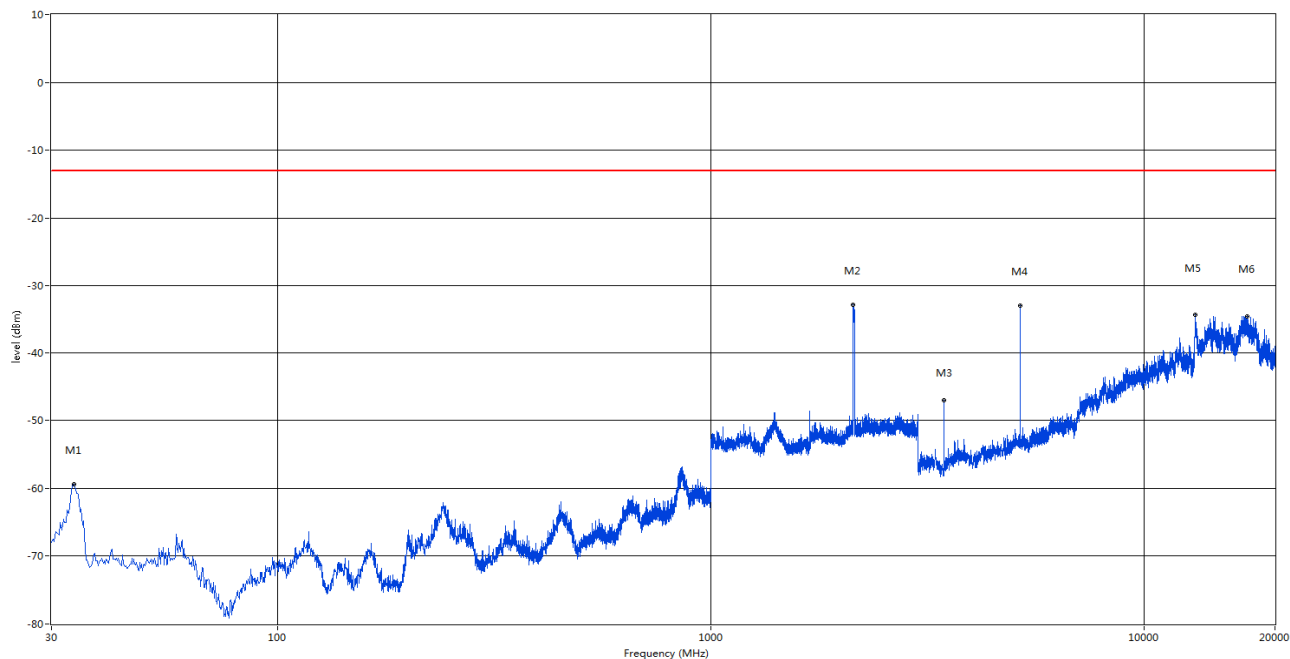
1.33. LTE B4 CH20175 BW20 1RB

RSE Test case_FCC PART228&248&27_FCC PART 27_1700_WCDMA B4<E B4



Frequency (MHz)	Result (dBm)	Factor (dB)	PK Limit (dBm)	Margin (dB)	Table (o)	ANT	EUT	Verdict
33.880	-58.44	-6.62	-13.0	45.44	169.10	Vertical	Horizontal	Pass
1687.500	-38.92	8.10	-13.0	25.92	263.00	Vertical	Horizontal	N/A
2124.500	-32.85	10.00	-13.0	19.85	312.90	Vertical	Horizontal	N/A
3446.063	-51.08	17.23	-13.0	38.08	245.80	Vertical	Horizontal	Pass
5171.812	-37.23	22.56	-13.0	24.23	71.30	Vertical	Horizontal	Pass
13108.875	-33.99	42.21	-13.0	20.99	156.50	Vertical	Horizontal	Pass

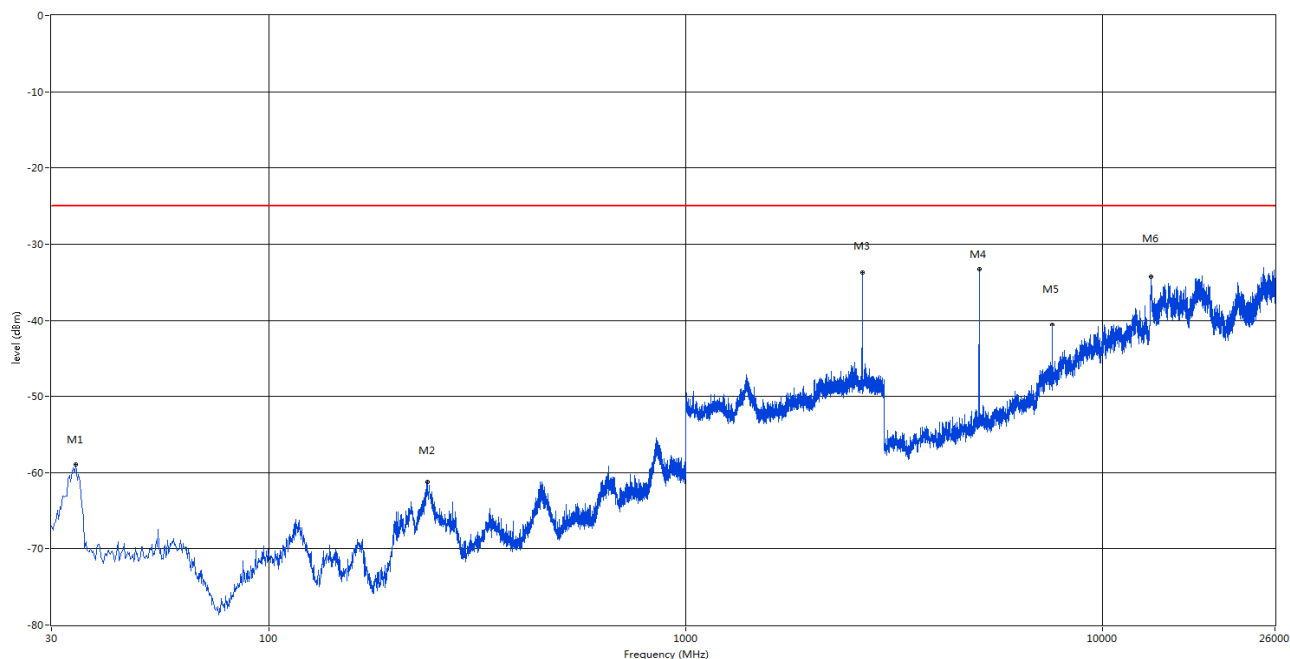
RSE Test case_FCC PART22&24&27_FCC PART 27_1700_WCDMA B4<E B4



Frequency (MHz)	Result (dBm)	Factor (dB)	PK Limit (dBm)	Margin (dB)	Table (o)	ANT	EUT	Verdict
33.880	-59.44	-6.62	-13.0	46.44	163.10	Horizontal	Vertical	Pass
2126.000	-32.81	9.98	-13.0	19.81	315.30	Horizontal	Vertical	N/A
3446.063	-47.00	17.23	-13.0	34.00	147.70	Horizontal	Vertical	Pass
5169.375	-32.89	22.50	-13.0	19.89	38.30	Horizontal	Vertical	Pass
13108.875	-34.22	42.21	-13.0	21.22	11.00	Horizontal	Vertical	Pass
17264.937	-34.46	39.28	-13.0	21.46	120.20	Horizontal	Vertical	Pass

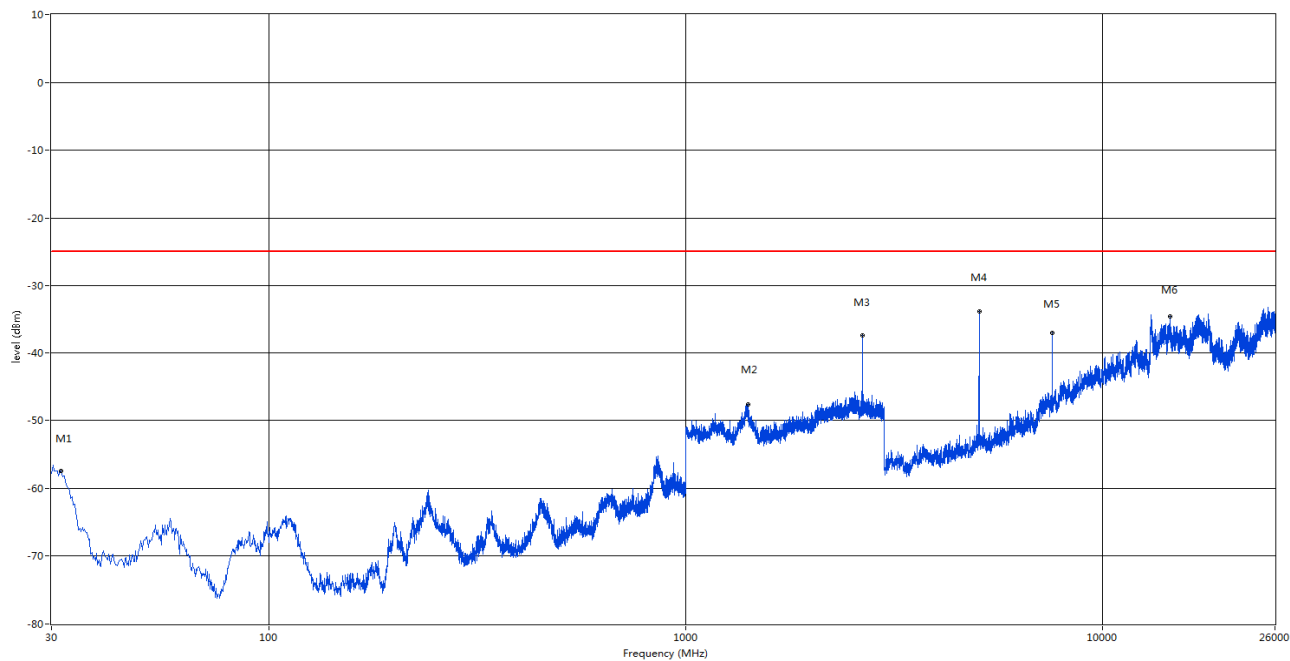
1.34. LTE B7 CH21100 BW5 1RB

RSE Test case_FCC PART22&24&27_FCC PART 27_2535_LTE B7



Frequency (MHz)	Result (dBm)	Factor (dB)	PK Limit (dBm)	Margin (dB)	Table (o)	ANT	EUT	Verdict
34.365	-59.01	-6.13	-25.0	34.01	152.50	Horizontal	Vertical	Pass
239.762	-61.21	3.39	-25.0	36.21	323.30	Horizontal	Vertical	Pass
2653.500	-33.70	13.01	-25.0	8.70	298.60	Horizontal	Vertical	N/A
5064.563	-33.29	22.03	-25.0	8.29	54.10	Horizontal	Vertical	Pass
7599.563	-40.54	28.45	-25.0	15.54	147.60	Horizontal	Vertical	Pass
13117.938	-34.19	41.86	-25.0	9.19	336.70	Horizontal	Vertical	Pass

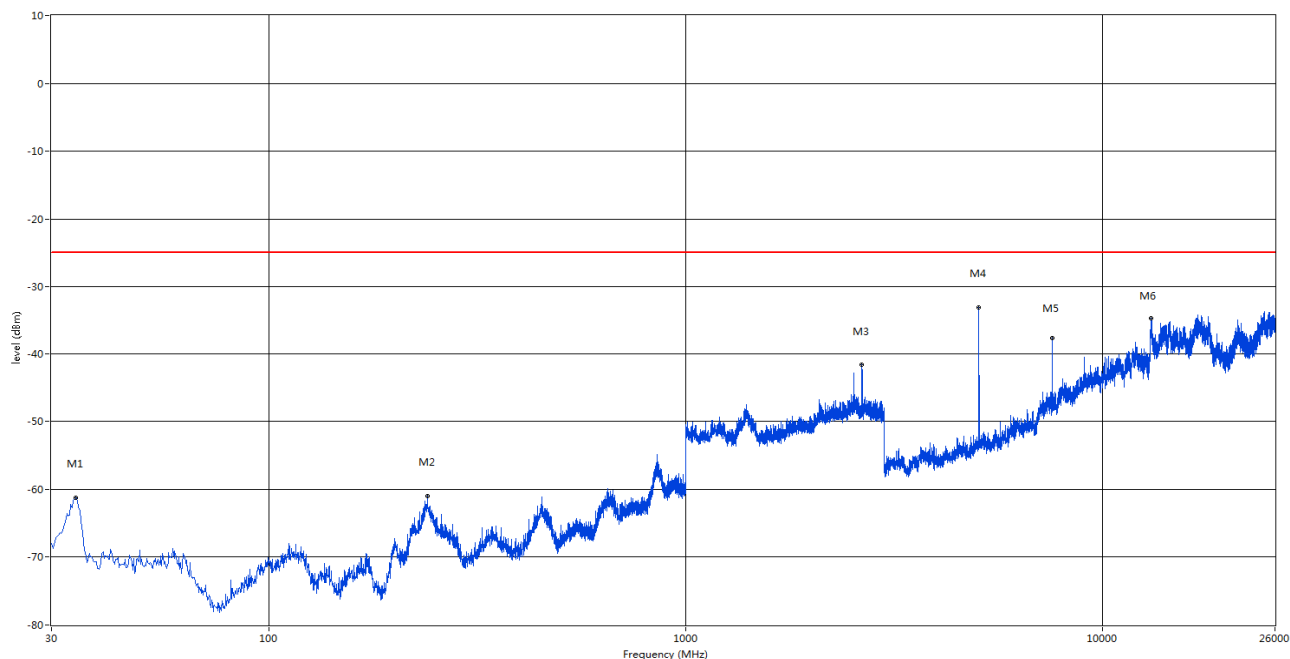
RSE Test case_FCC PART22&24&27_FCC PART 27_2535_LTE B7



Frequency (MHz)	Result (dBm)	Factor (dB)	PK Limit (dBm)	Margin (dB)	Table (o)	ANT	EUT	Verdict
31.698	-57.48	-6.91	-25.0	32.48	275.30	Vertical	Horizontal	Pass
1411.500	-47.61	11.11	-25.0	22.61	94.70	Vertical	Horizontal	Pass
2653.500	-37.39	13.01	-25.0	12.39	135.60	Vertical	Horizontal	N/A
5064.563	-33.84	22.03	-25.0	8.84	350.20	Vertical	Horizontal	Pass
7597.125	-37.09	28.46	-25.0	12.09	250.80	Vertical	Horizontal	Pass
14564.312	-34.47	39.88	-25.0	9.47	119.00	Vertical	Horizontal	Pass

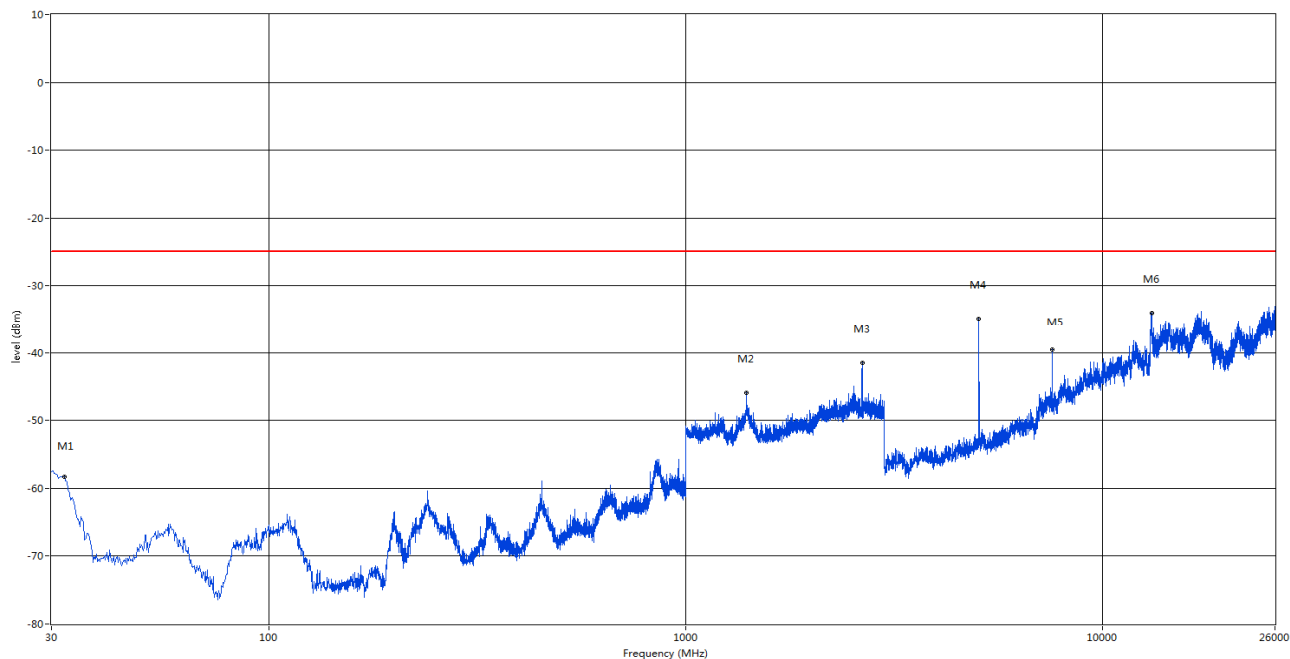
1.35. LTE B7 CH21100 BW10 1RB

RSE Test case_FCC PART22&24&27_FCC PART 27_2535_LTE B7



Frequency (MHz)	Result (dBm)	Factor (dB)	PK Limit (dBm)	Margin (dB)	Table (o)	ANT	EUT	Verdict
34.365	-61.22	-6.13	-25.0	36.22	224.10	Horizontal	Vertical	Pass
240.248	-61.01	3.38	-25.0	36.01	297.50	Horizontal	Vertical	Pass
2651.500	-41.66	12.94	-25.0	16.66	124.50	Horizontal	Vertical	N/A
5062.125	-33.00	22.02	-25.0	8.00	82.80	Horizontal	Vertical	Pass
7592.250	-37.74	28.49	-25.0	12.74	214.00	Horizontal	Vertical	Pass
13103.438	-34.65	42.42	-25.0	9.65	329.40	Horizontal	Vertical	Pass

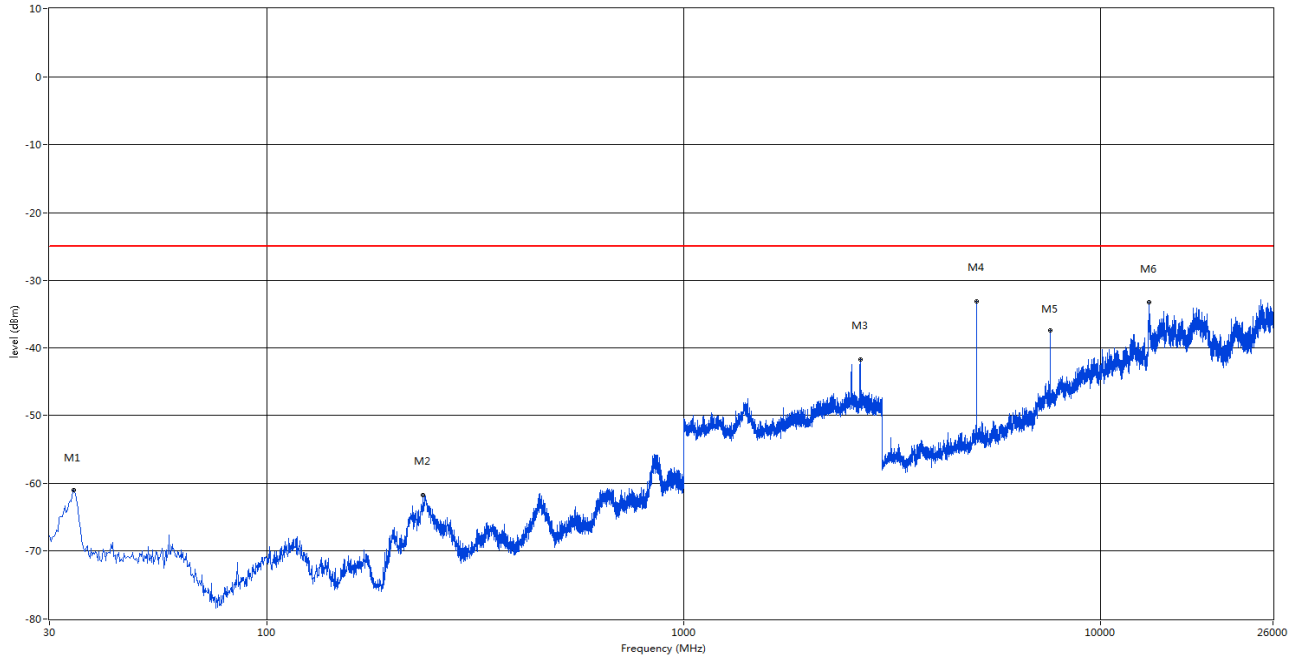
RSE Test case_FCC PART22&24&27_FCC PART 27_2535_LTE B7



Frequency (MHz)	Result (dBm)	Factor (dB)	PK Limit (dBm)	Margin (dB)	Table (o)	ANT	EUT	Verdict
32.182	-58.32	-6.69	-25.0	33.32	281.00	Vertical	Horizontal	Pass
1400.000	-45.93	11.75	-25.0	20.93	118.90	Vertical	Horizontal	Pass
2658.500	-41.49	13.09	-25.0	16.49	203.10	Vertical	Horizontal	N/A
5062.125	-34.86	22.02	-25.0	9.86	343.60	Vertical	Horizontal	Pass
7592.250	-39.51	28.49	-25.0	14.51	233.20	Vertical	Horizontal	Pass
13139.687	-34.03	41.02	-25.0	9.03	90.60	Vertical	Horizontal	Pass

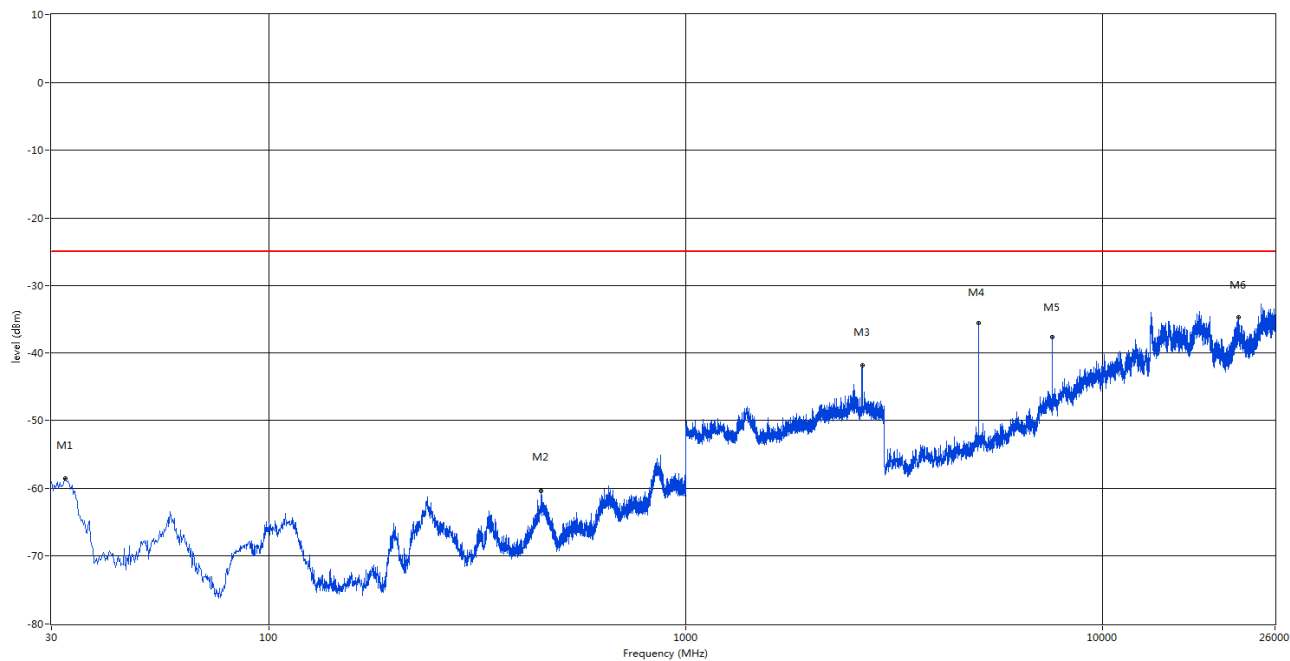
1.36. LTE B7 CH21100 BW15 1RB

RSE Test case_FCC PART22&24&27_FCC PART 27_2535_LTE B7



Frequency (MHz)	Result (dBm)	Factor (dB)	PK Limit (dBm)	Margin (dB)	Table (o)	ANT	EUT	Verdict
34.365	-60.98	-6.13	-25.0	35.98	202.10	Horizontal	Vertical	Pass
236.610	-61.69	2.11	-25.0	36.69	314.80	Horizontal	Vertical	Pass
2657.500	-41.76	13.08	-25.0	16.76	137.10	Horizontal	Vertical	N/A
5057.250	-33.07	22.08	-25.0	8.07	56.70	Horizontal	Vertical	Pass
7584.937	-37.49	28.53	-25.0	12.49	216.20	Horizontal	Vertical	Pass
13114.313	-33.21	42.00	-25.0	8.21	107.50	Horizontal	Vertical	Pass

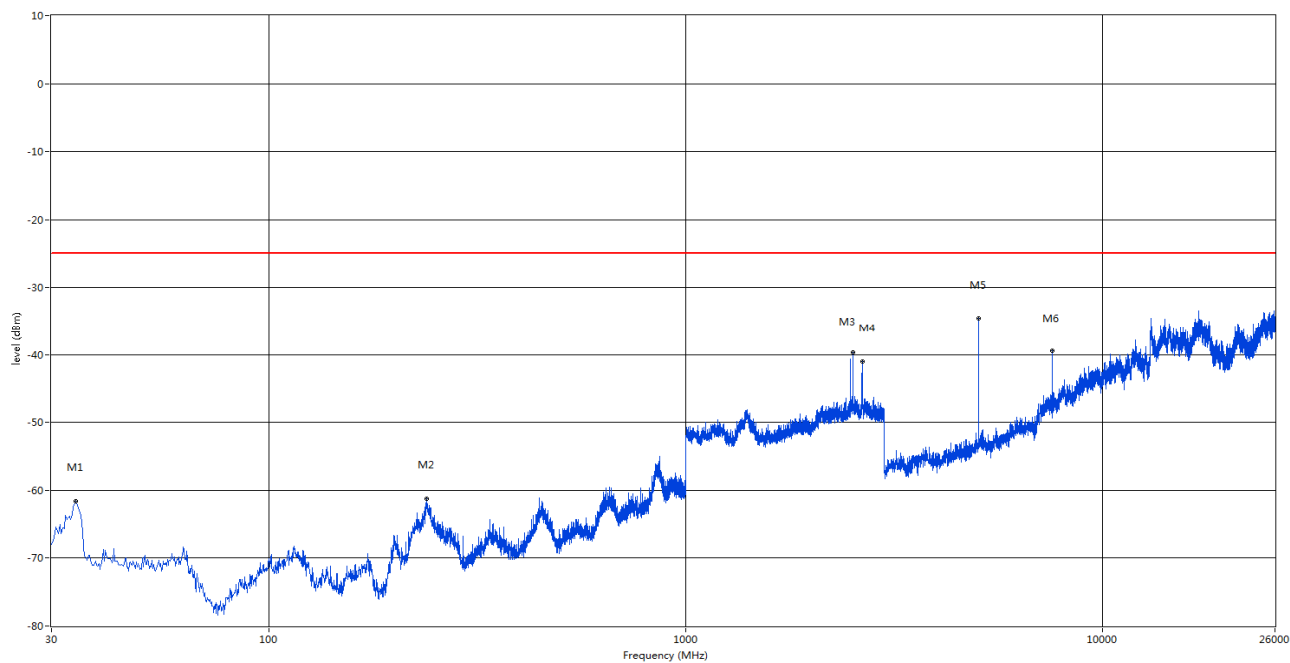
RSE Test case_FCC PART22&24&27_FCC PART 27_2535_LTE B7



Frequency (MHz)	Result (dBm)	Factor (dB)	PK Limit (dBm)	Margin (dB)	Table (o)	ANT	EUT	Verdict
32.425	-58.59	-6.58	-25.0	33.59	335.50	Vertical	Horizontal	Pass
450.010	-60.33	4.16	-25.0	35.33	0.00	Vertical	Horizontal	Pass
2653.000	-41.88	12.99	-25.0	16.88	290.00	Vertical	Horizontal	N/A
5057.250	-35.47	22.08	-25.0	10.47	259.30	Vertical	Horizontal	Pass
7584.937	-37.67	28.53	-25.0	12.67	259.30	Vertical	Horizontal	Pass
21297.500	-34.61	33.93	-25.0	9.61	251.30	Vertical	Horizontal	Pass

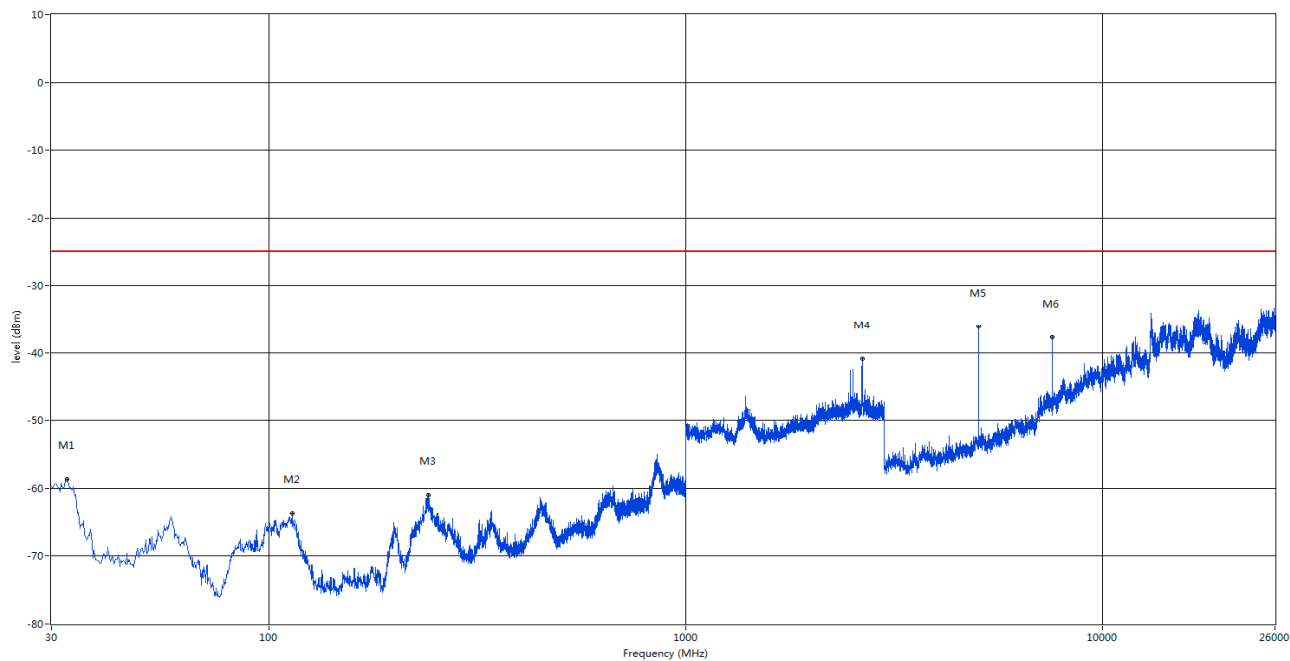
1.37. LTE B7 CH21100 BW20 1RB

RSE Test case_FCC PART22&24&27_FCC PART 27_2535_LTE B7



Frequency (MHz)	Result (dBm)	Factor (dB)	PK Limit (dBm)	Margin (dB)	Table (o)	ANT	EUT	Verdict
34.365	-61.64	-6.13	-25.0	36.64	189.60	Horizontal	Vertical	Pass
239.035	-61.27	3.11	-25.0	36.27	303.50	Horizontal	Vertical	Pass
2526.000	-39.63	13.58	-25.0	14.63	125.80	Horizontal	Vertical	N/A
2656.500	-41.03	13.05	-25.0	16.03	149.80	Horizontal	Vertical	N/A
5052.375	-34.54	22.04	-25.0	9.54	70.40	Horizontal	Vertical	Pass
7577.625	-39.35	28.57	-25.0	14.35	228.00	Horizontal	Vertical	Pass

RSE Test case_FCC PART22&24&27_FCC PART 27_2535_LTE B7



Frequency (MHz)	Result (dBm)	Factor (dB)	PK Limit (dBm)	Margin (dB)	Table (o)	ANT	EUT	Verdict
32.667	-58.65	-6.48	-25.0	33.65	338.70	Vertical	Horizontal	Pass
113.420	-63.68	-5.02	-25.0	38.68	4.50	Vertical	Horizontal	Pass
240.975	-60.97	3.09	-25.0	35.97	113.50	Vertical	Horizontal	Pass
2652.500	-40.92	12.96	-25.0	15.92	254.10	Vertical	Horizontal	N/A
5052.375	-36.10	22.04	-25.0	11.10	350.10	Vertical	Horizontal	Pass
7577.625	-37.72	28.57	-25.0	12.72	267.30	Vertical	Horizontal	Pass