



FCC Test Report

Equipment : AC1200 Wi-Fi Range Extender,AV2000 Powerline Edition
Brand Name : TP-Link
Model No. : TL-WPA9610
FCC ID : TE7WPA9610
Standard : 47 CFR FCC Part 15.407
Operating Band : 5150 MHz – 5250 MHz
5725 MHz – 5850 MHz
Applicant / Manufacturer : TP-Link Technologies Co., Ltd.
Building 24 (floors 1,3,4,5) and 28 (floors1-4) Central
Science and Technology Park,Shennan Rd, Nanshan,
Shenzhen,China
Function : Outdoor; Indoor; Fixed P2P
 Client

The product sample received on Mar. 07, 2017 and completely tested on Apr. 20, 2017. We, SPORTON, would like to declare that the tested sample has been evaluated in accordance with the procedures given in ANSI C63.10-2013 and shown compliance with the applicable technical standards.

The test results in this report apply exclusively to the tested model / sample. Without written approval of SPORTON INTERNATIONAL INC., the test report shall not be reproduced except in full.


Phoenix Chen
SPORTON INTERNATIONAL INC.





Table of Contents

- 1 GENERAL DESCRIPTION5**
- 1.1 Information.....5
- 1.2 Testing Applied Standards6
- 1.3 Testing Location Information7
- 1.4 Measurement Uncertainty7
- 2 TEST CONFIGURATION OF EUT.....8**
- 2.1 Test Condition8
- 2.2 Test Channel Mode9
- 2.3 The Worst Case Measurement Configuration.....10
- 2.4 Support Equipment.....11
- 2.5 Test Setup Diagram12
- 3 TRANSMITTER TEST RESULT13**
- 3.1 AC Power-line Conducted Emissions13
- 3.2 Emission Bandwidth14
- 3.3 Maximum Conducted Output Power15
- 3.4 Peak Power Spectral Density.....17
- 3.5 Unwanted Emissions.....19
- 3.6 Frequency Stability.....23
- 4 TEST EQUIPMENT AND CALIBRATION DATA24**

APPENDIX A. TEST RESULTS OF AC POWER-LINE CONDUCTED EMISSIONS

APPENDIX B. TEST RESULTS OF EMISSION BANDWIDTH

APPENDIX C. TEST RESULTS OF MAXIMUM CONDUCTED OUTPUT POWER

APPENDIX D. TEST RESULTS OF PEAK POWER SPECTRAL DENSITY

APPENDIX E. TEST RESULTS OF UNWANTED EMISSIONS

APPENDIX F. TEST RESULTS OF FREQUENCY STABILITY

APPENDIX G. TEST RESULTS OF RADIATED EMISSION CO-LOCATION

APPENDIX H. TEST PHOTOS

PHOTOGRAPHS OF EUT v01



Summary of Test Result

Conformance Test Specifications			
Report Clause	Ref. Std. Clause	Description	Result
1.1.2	15.203	Antenna Requirement	Complied
3.1	15.207	AC Power-line Conducted Emissions	Complied
3.2	15.407(a)	Emission Bandwidth	Complied
3.3	15.407(a)	Maximum Conducted Output Power	Complied
3.4	15.407(a)	Peak Power Spectral Density	Complied
3.5	15.407(b)	Unwanted Emissions	Complied
3.6	15.407(g)	Frequency Stability	Complied



Revision History

Report No.	Version	Description	Issued Date
FR730218AN	Rev. 01	Initial issue of report	Jul. 19, 2017
FR730218AN	Rev. 02	Revise typo	Aug. 01, 2017
FR730218AN	Rev. 03	Revise typo	Aug. 08, 2017



1 General Description

1.1 Information

1.1.1 RF General Information

Frequency Range (MHz)	IEEE Std. 802.11	Ch. Frequency (MHz)	Channel Number
5150-5250	a, n (HT20), ac (VHT20)	5180-5240	36-48 [4]
5725-5850		5745-5825	149-165 [5]
5150-5250	n (HT40), ac (VHT40)	5190-5230	38-46 [2]
5725-5850		5755-5795	151-159 [2]
5150-5250	ac (VHT80)	5210	42 [1]
5725-5850		5775	155 [1]

Band	Mode	BWch (MHz)	Nant
5.15-5.25GHz	802.11a	20	2TX
5.15-5.25GHz	802.11n HT20	20	2TX
5.15-5.25GHz	802.11ac VHT20	20	2TX
5.15-5.25GHz	802.11n HT40	40	2TX
5.15-5.25GHz	802.11ac VHT40	40	2TX
5.15-5.25GHz	802.11ac VHT80	80	2TX
5.725-5.85GHz	802.11a	20	2TX
5.725-5.85GHz	802.11n HT20	20	2TX
5.725-5.85GHz	802.11ac VHT20	20	2TX
5.725-5.85GHz	802.11n HT40	40	2TX
5.725-5.85GHz	802.11ac VHT40	40	2TX
5.725-5.85GHz	802.11ac VHT80	80	2TX

Note:

- ♦ 11a, HT20 and HT40 use a combination of OFDM-BPSK, QPSK, 16QAM, 64QAM modulation.
- ♦ VHT20, VHT40, VHT80 use a combination of OFDM-BPSK, QPSK, 16QAM, 64QAM, 256QAM modulation.
- ♦ BWch is the nominal channel bandwidth.

1.1.2 Antenna Information

Ant.	Port	Brand	Model Name	Antenna Type	Connector	Gain (dBi)
1	1	-	-	Dipole Antenna	I-PEX	2
2	2	-	-	Dipole Antenna	I-PEX	2



1.1.3 EUT Information

Operational Condition	
EUT Power Type	From Switching Power Supply
Beamforming Function	<input type="checkbox"/> With beamforming <input checked="" type="checkbox"/> Without beamforming
Type of EUT	
<input checked="" type="checkbox"/>	Stand-alone
<input type="checkbox"/>	Combined (EUT where the radio part is fully integrated within another device)
	Combined Equipment - Brand Name / Model No.: ...
<input type="checkbox"/>	Plug-in radio (EUT intended for a variety of host systems)
	Host System - Brand Name / Model No.: ...
<input type="checkbox"/>	Other:

1.1.4 Mode Test Duty Cycle

Mode	DC	DCF(dB)	T(s)	VBW(Hz) ≥ 1/T
802.11a	0.973	0.119	2.058m	1k
802.11ac VHT20	0.966	0.15	1.929m	1k
802.11ac VHT40	0.942	0.259	938.125u	3k
802.11ac VHT80	0.884	0.535	460u	3k

1.2 Testing Applied Standards

According to the specifications of the manufacturer, the EUT must comply with the requirements of the following standards:

- ♦ 47 CFR FCC Part 15
- ♦ ANSI C63.10-2013
- ♦ KDB 789033 D02 v01r03
- ♦ KDB 644545 D03 v01
- ♦ KDB 662911 D01 v02r01

1.3 Testing Location Information

Testing Location			
<input checked="" type="checkbox"/>	HWA YA	ADD : No. 52, Huaya 1st Rd., Guishan Dist., Taoyuan City, Taiwan (R.O.C.)	
		TEL : 886-3-327-3456	FAX : 886-3-327-0973
Test site Designation No. TW1190 with FCC.			
<input type="checkbox"/>	JHUBEI	ADD : No.8, Lane 724, Bo-ai St., Jhubei City, HsinChu County 302, Taiwan, R.O.C.	
		TEL : 886-3-656-9065	FAX : 886-3-656-9085
Test site Designation No. TW0006 with FCC.			

Test Condition	Test Site No.	Test Engineer	Test Environment	Test Date
RF Conducted	TH01-HY	Lisa	24.5°C / 66%	18/Apr/2017
Radiated	03CH09-HY	Lynus	20.3°C / 58%	14/Apr/2017
Radiated (for Co-location)	03CH02-HY	Ryan	21.1°C / 57%	20/Apr/2017
AC Conduction	CO04-HY	Bear	21.3°C / 63%	18/Apr/2017

1.4 Measurement Uncertainty

ISO/IEC 17025 requires that an estimate of the measurement uncertainties associated with the emissions test results be included in the report. The measurement uncertainties given below are based on a 95% confidence level (based on a coverage factor (k=2))

Test Items	Uncertainty	Remark
Conducted Emission (150kHz ~ 30MHz)	3.6 dB	Confidence levels of 95%
Radiated Emission (30MHz ~ 1,000MHz)	2.1 dB	Confidence levels of 95%
Radiated Emission (1GHz ~ 18GHz)	2.6 dB	Confidence levels of 95%
Radiated Emission (18GHz ~ 40GHz)	2.9 dB	Confidence levels of 95%
Conducted Emission	1.3 dB	Confidence levels of 95%



2 Test Configuration of EUT

2.1 Test Condition

RF Conducted	Abbreviation	Remark
TnomVnom	Tnom	20°C
-	Vnom	120V
Freq. Stability	Abbreviation	Remark
0°C	-	-
10°C	-	-
20°C	-	-
30°C	-	-
40°C	-	-
138V	-	-
120V	-	-
102V	-	-



2.2 Test Channel Mode




Test Software Version	MTool 2.0.1.1
------------------------------	---------------

Mode	Power Setting
802.11a_(6Mbps)_2TX	-
5180MHz	70
5200MHz	84
5240MHz	78
5745MHz	84
5785MHz	84
5825MHz	84
802.11ac VHT20_Nss1,(MCS0)_2TX	-
5180MHz	70
5200MHz	84
5240MHz	76
5745MHz	84
5785MHz	84
5825MHz	84
802.11ac VHT40_Nss1,(MCS0)_2TX	-
5190MHz	62
5230MHz	81
5755MHz	84
5795MHz	84
802.11ac VHT80_Nss1,(MCS0)_2TX	-
5210MHz	63
5775MHz	84

2.3 The Worst Case Measurement Configuration

The Worst Case Mode for Following Conformance Tests	
Tests Item	AC power-line conducted emissions
Condition	AC power-line conducted measurement for line and neutral
Operating Mode	CTX
1	Switching Power Supply Mode (w/o RJ-45)
2	Switching Power Supply Mode (with RJ-45)
Mode 1 configuration was tested and found to be the worst case and measured during the test.	

The Worst Case Mode for Following Conformance Tests	
Tests Item	Emission Bandwidth Maximum Conducted Output Power Peak Power Spectral Density Frequency Stability
Test Condition	Conducted measurement at transmit chains

The Worst Case Mode for Following Conformance Tests			
Tests Item	Unwanted Emissions		
Test Condition	Radiated measurement If EUT consist of multiple antenna assembly (multiple antenna are used in EUT regardless of spatial multiplexing MIMO configuration), the radiated test should be performed with highest antenna gain of each antenna type.		
Operating Mode < 1GHz	CTX		
1	Switching Power Supply Mode (w/o RJ-45)		
2	Switching Power Supply Mode (with RJ-45)		
Mode 1 configuration was tested and found to be the worst case and measured during the test.			
Orthogonal Planes of EUT	X Plane	Y Plane	Z Plane
			
Worst Planes of EUT			V

The Worst Case Mode for Following Conformance Tests	
Tests Item	Simultaneous Transmission Analysis
Test Condition	Radiated measurement
Operating Mode	Normal Link
1	WiFi 2.4G+WiFi 5G
Refer to Sporton Test Report No.: FA730218 for Co-location RF Exposure Evaluation and Appendix G for Radiated Emission Co-location.	



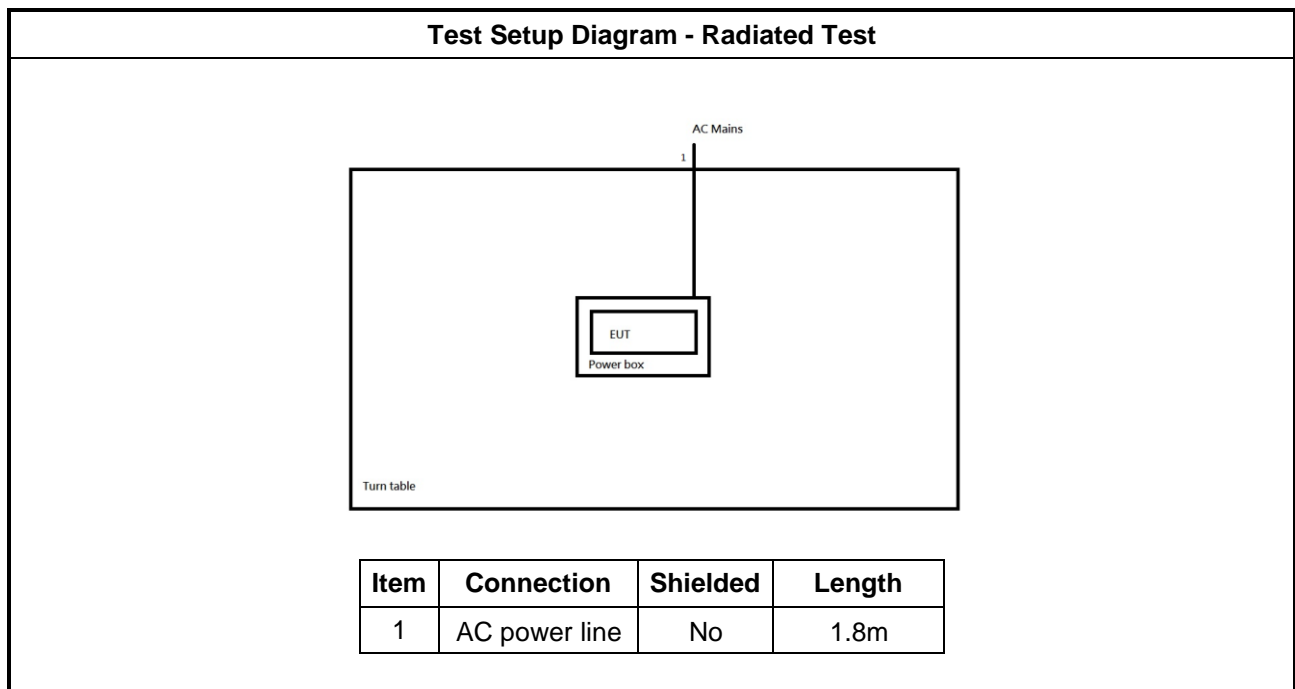
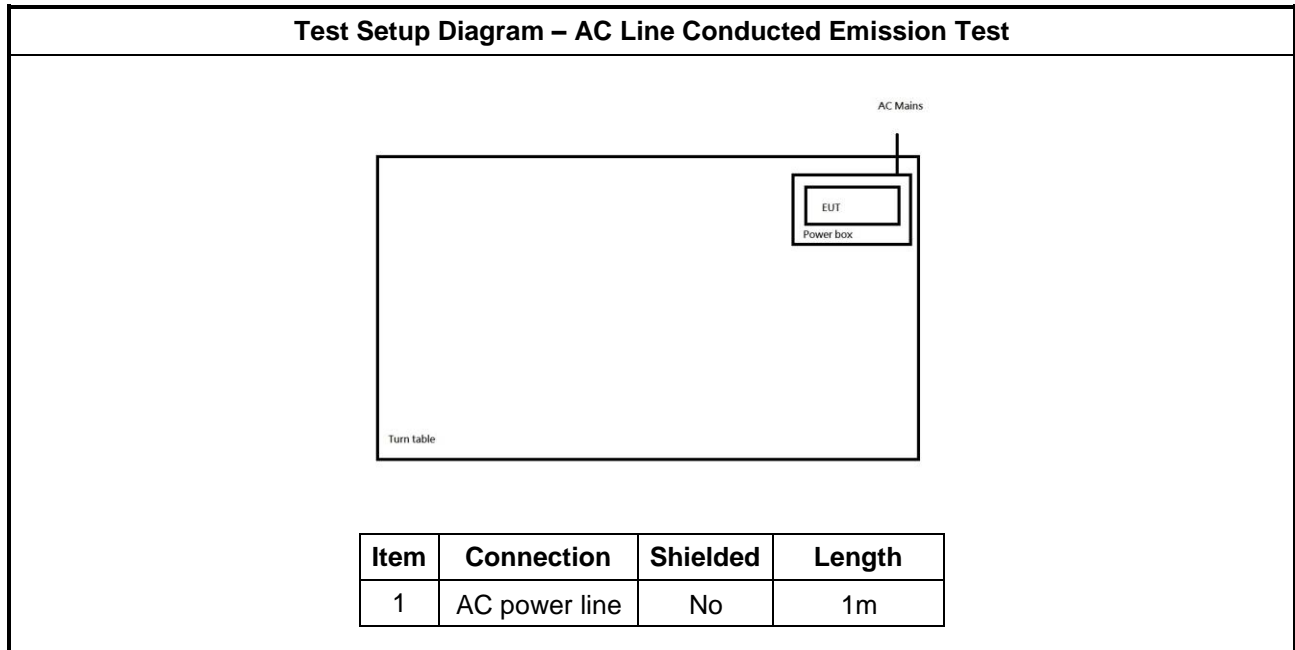
2.4 Support Equipment

Support Equipment – RF Conducted				
No.	Equipment	Brand Name	Model Name	FCC ID
1	Notebook	DELL	E5410	DoC
2	Adapter for NB	DELL	HA65NM130	DoC

Support Equipment – Radiated Emission				
No.	Equipment	Brand Name	Model Name	FCC ID
1	Notebook x4 (remote)	DELL	E5410	DoC

Support Equipment – AC Conduction				
No.	Equipment	Brand Name	Model Name	FCC ID
-	-	-	-	-

2.5 Test Setup Diagram



3 Transmitter Test Result

3.1 AC Power-line Conducted Emissions

3.1.1 AC Power-line Conducted Emissions Limit

AC Power-line Conducted Emissions Limit		
Frequency Emission (MHz)	Quasi-Peak	Average
0.15-0.5	66 - 56 *	56 - 46 *
0.5-5	56	46
5-30	60	50

Note 1: * Decreases with the logarithm of the frequency.

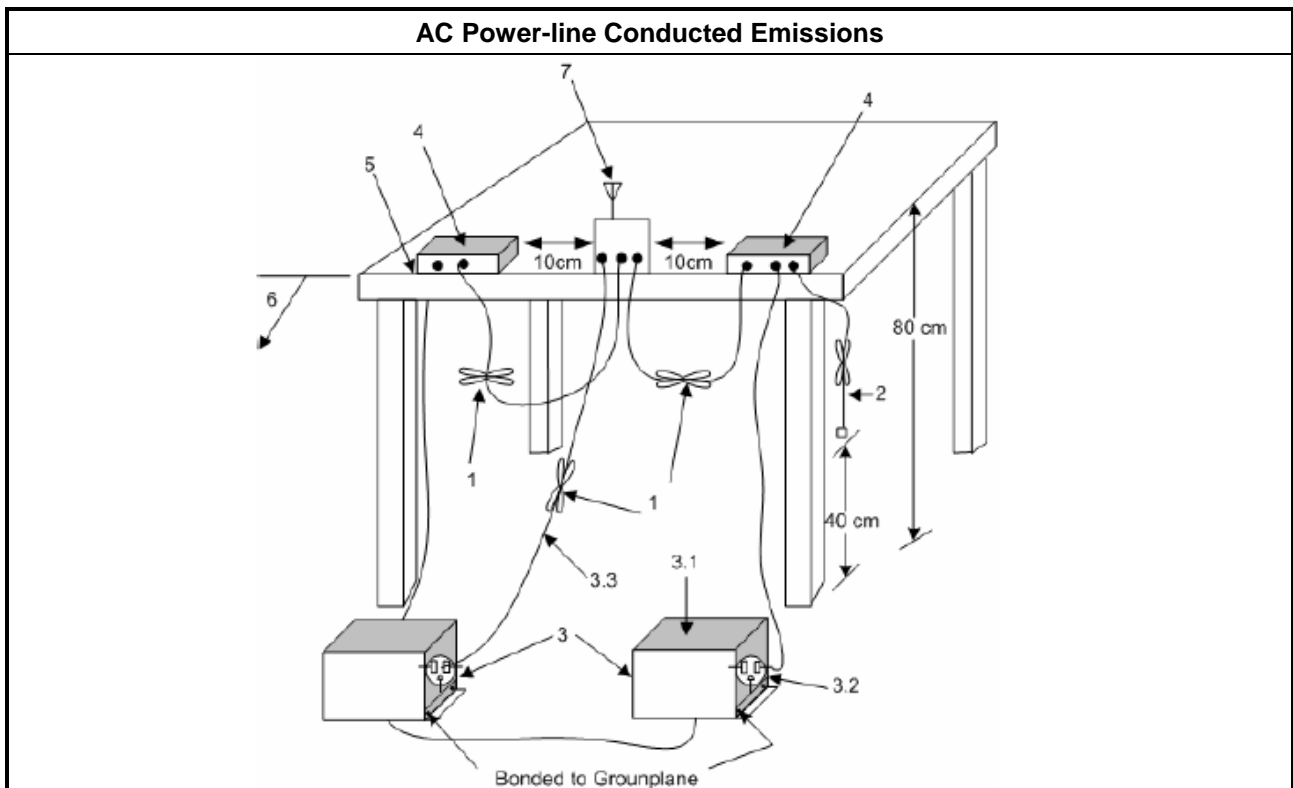
3.1.2 Measuring Instruments

Refer a test equipment and calibration data table in this test report.

3.1.3 Test Procedures

Test Method
<input checked="" type="checkbox"/> Refer as ANSI C63.10-2013, clause 6.2 for AC power-line conducted emissions.

3.1.4 Test Setup



3.1.5 Test Result of AC Power-line Conducted Emissions

Refer as Appendix A

3.2 Emission Bandwidth

3.2.1 Emission Bandwidth Limit

Emission Bandwidth Limit	
UNII Devices	
<input checked="" type="checkbox"/>	For the 5.15-5.25 GHz band, N/A
<input type="checkbox"/>	For the 5.25-5.35 GHz band, the maximum conducted output power shall not exceed the lesser of 250 mW or 11 dBm + 10 log B, where B is the 26 dB emission bandwidth in MHz.
<input type="checkbox"/>	For the 5.47-5.725 GHz band, the maximum conducted output power shall not exceed the lesser of 250 mW or 11 dBm + 10 log B, where B is the 26 dB emission bandwidth in MHz.
<input checked="" type="checkbox"/>	For the 5.725-5.85 GHz band, 6 dB emission bandwidth \geq 500kHz.

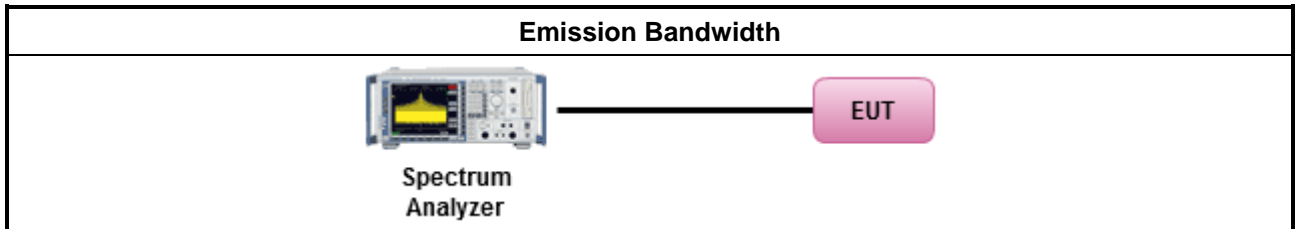
3.2.2 Measuring Instruments

Refer a test equipment and calibration data table in this test report.

3.2.3 Test Procedures

Test Method	
<ul style="list-style-type: none"> ▪ For the emission bandwidth shall be measured using one of the options below: 	
<input checked="" type="checkbox"/>	Refer as KDB 789033, clause C for EBW and clause D for OBW measurement.
<input type="checkbox"/>	Refer as ANSI C63.10, clause 6.9.3 for occupied bandwidth testing.
<input checked="" type="checkbox"/>	Refer as IC RSS-Gen, clause 6.6 for bandwidth testing.

3.2.4 Test Setup



3.2.5 Test Result of Emission Bandwidth

Refer as Appendix B

3.3 Maximum Conducted Output Power

3.3.1 Maximum Conducted Output Power Limit

Maximum Conducted Output Power Limit	
UNII Devices	
<input checked="" type="checkbox"/> For the 5.15-5.25 GHz band:	
	<ul style="list-style-type: none"> ▪ Outdoor AP: the maximum conducted output power (P_{Out}) shall not exceed the lesser of 1 W. If $G_{TX} > 6$ dBi, then $P_{Out} = 30 - (G_{TX} - 6)$. e.i.r.p. at any elevation angle above 30 degrees $\leq 125mW$ [21dBm]
	<ul style="list-style-type: none"> ▪ Indoor AP: the maximum conducted output power (P_{Out}) shall not exceed the lesser of 1 W. If $G_{TX} > 6$ dBi, then $P_{Out} = 30 - (G_{TX} - 6)$
	<ul style="list-style-type: none"> ▪ Point-to-point AP: the maximum conducted output power (P_{Out}) shall not exceed the lesser of 1 W. If $G_{TX} > 23$ dBi, then $P_{Out} = 30 - (G_{TX} - 23)$.
	<ul style="list-style-type: none"> ▪ Mobile or Portable Client: the maximum conducted output power (P_{Out}) shall not exceed the lesser of 250 mW. If $G_{TX} > 6$ dBi, then $P_{Out} = 24 - (G_{TX} - 6)$.
<input type="checkbox"/> For the 5.25-5.35 GHz band, the maximum conducted output power (P_{Out}) shall not exceed the lesser of 250 mW or 11 dBm + 10 log B, where B is the 26 dB emission bandwidth in MHz. If $G_{TX} > 6$ dBi, then $P_{Out} = 24 - (G_{TX} - 6)$.	
<input type="checkbox"/> For the 5.47-5.725 GHz band, the maximum conducted output power (P_{Out}) shall not exceed the lesser of 250 mW or 11 dBm + 10 log B, where B is the 26 dB emission bandwidth in MHz. If $G_{TX} > 6$ dBi, then $P_{Out} = 24 - (G_{TX} - 6)$.	
<input checked="" type="checkbox"/> For the 5.725-5.85 GHz band:	
	<ul style="list-style-type: none"> ▪ Point-to-multipoint systems (P2M): the maximum conducted output power (P_{Out}) shall not exceed the lesser of 1 W. If $G_{TX} > 6$ dBi, then $P_{Out} = 30 - (G_{TX} - 6)$.
	<ul style="list-style-type: none"> ▪ Point-to-point systems (P2P): the maximum conducted output power (P_{Out}) shall not exceed the lesser of 1 W.
P_{Out} = maximum conducted output power in dBm, G_{TX} = the maximum transmitting antenna directional gain in dBi.	

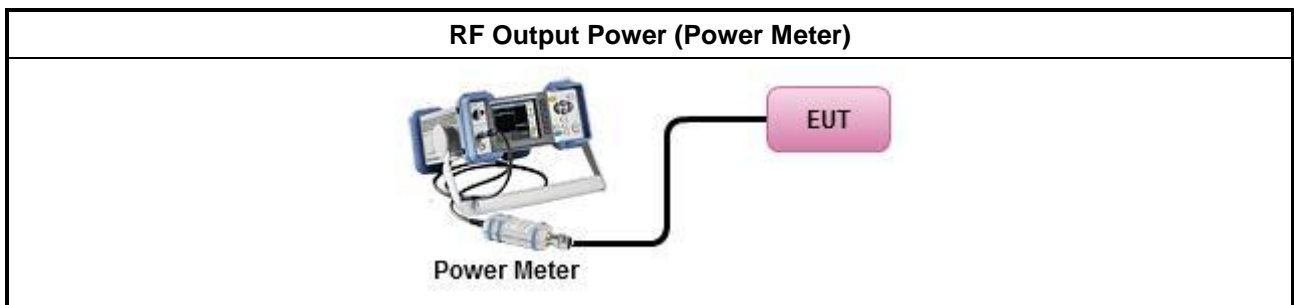
3.3.2 Measuring Instruments

Refer a test equipment and calibration data table in this test report.

3.3.3 Test Procedures

Test Method	
<ul style="list-style-type: none"> Maximum Conducted Output Power 	
	Duty cycle $\geq 98\%$ <input type="checkbox"/> Refer as KDB 789033, clause E Method SA-2 (spectral trace averaging).
	Duty cycle $< 98\%$ <input type="checkbox"/> Refer as KDB 789033, clause E Method SA-2 Alt. (RMS detection with slow sweep speed)
	Wideband RF power meter and average over on/off periods with duty factor <input checked="" type="checkbox"/> Refer as KDB 789033, clause E Method PM (using an RF average power meter).
<ul style="list-style-type: none"> For conducted measurement. 	
	<ul style="list-style-type: none"> If the EUT supports multiple transmit chains using options given below: Refer as KDB 662911, In-band power measurements. Using the measure-and-sum approach, measured all transmit ports individually. Sum the power (in linear power units e.g., mW) of all ports for each individual sample and save them.
	<ul style="list-style-type: none"> If multiple transmit chains, EIRP calculation could be following as methods: $P_{total} = P_1 + P_2 + \dots + P_n$ (calculated in linear unit [mW] and transfer to log unit [dBm]) $EIRP_{total} = P_{total} + DG$

3.3.4 Test Setup



3.3.5 Test Result of Maximum Conducted Output Power

Refer as Appendix C



3.4 Peak Power Spectral Density

3.4.1 Peak Power Spectral Density Limit

Peak Power Spectral Density Limit	
UNII Devices	
<input checked="" type="checkbox"/> For the 5.15-5.25 GHz band:	
	<ul style="list-style-type: none"> Outdoor AP: the peak power spectral density (PPSD) shall not exceed the lesser of 17dBm/MHz. If $G_{TX} > 6$ dBi, then $P_{Out} = 17 - (G_{TX} - 6)$.
	<ul style="list-style-type: none"> Indoor AP: the peak power spectral density (PPSD) shall not exceed the lesser of 17dBm/MHz. If $G_{TX} > 6$ dBi, then $P_{Out} = 17 - (G_{TX} - 6)$.
	<ul style="list-style-type: none"> Point-to-point AP: the peak power spectral density (PPSD) shall not exceed the lesser of 17dBm/MHz. If $G_{TX} > 23$ dBi, then $P_{Out} = 17 - (G_{TX} - 23)$.
	<ul style="list-style-type: none"> Mobile or Portable Client: the peak power spectral density (PPSD) ≤ 11 dBm/MHz. If $G_{TX} > 6$ dBi, then $PPSD = 11 - (G_{TX} - 6)$.
<input type="checkbox"/> For the 5.25-5.35 GHz band, the peak power spectral density (PPSD) ≤ 11 dBm/MHz. If $G_{TX} > 6$ dBi, then $PPSD = 11 - (G_{TX} - 6)$.	
<input type="checkbox"/> For the 5.47-5.725 GHz band, the peak power spectral density (PPSD) ≤ 11 dBm/MHz. If $G_{TX} > 6$ dBi, then $PPSD = 11 - (G_{TX} - 6)$.	
<input checked="" type="checkbox"/> For the 5.725-5.85 GHz band:	
	<ul style="list-style-type: none"> Point-to-multipoint systems (P2M): the peak power spectral density (PPSD) ≤ 30 dBm/500kHz. If $G_{TX} > 6$ dBi, then $PPSD = 30 - (G_{TX} - 6)$.
	<ul style="list-style-type: none"> Point-to-point systems (P2P): the peak power spectral density (PPSD) ≤ 30 dBm/500kHz.
<p>PPSD = peak power spectral density that he same method as used to determine the conducted output power shall be used to determine the power spectral density. And power spectral density in dBm/MHz</p> <p>G_{TX} = the maximum transmitting antenna directional gain in dBi.</p>	

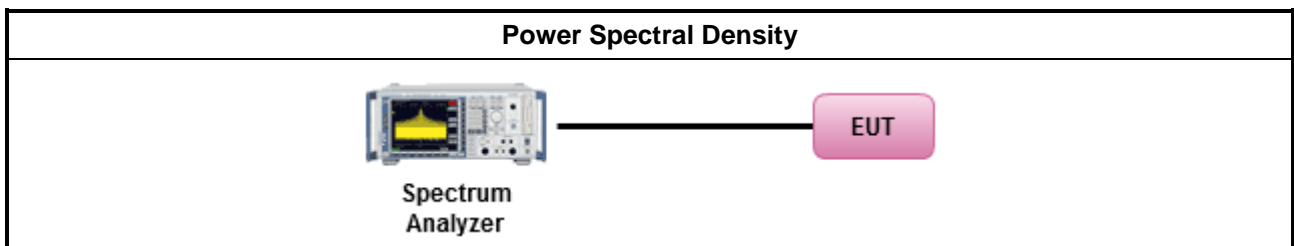
3.4.2 Measuring Instruments

Refer a test equipment and calibration data table in this test report.

3.4.3 Test Procedures

Test Method	
<ul style="list-style-type: none"> ▪ Peak power spectral density procedures that the same method as used to determine the conducted output power shall be used to determine the peak power spectral density and use the peak search function on the spectrum analyzer to find the peak of the spectrum. For the peak power spectral density shall be measured using below options: 	
<input type="checkbox"/>	Refer as KDB 789033, F)5) power spectral density can be measured using resolution bandwidths < 1 MHz provided that the results are integrated over 1 MHz bandwidth
Duty cycle ≥ 98%	
<input type="checkbox"/>	Refer as KDB 789033, clause E Method SA-2 (spectral trace averaging).
Duty cycle < 98%	
<input checked="" type="checkbox"/>	Refer as KDB 789033, clause E Method SA-2 Alt. (RMS detection with slow sweep speed)
<ul style="list-style-type: none"> ▪ For conducted measurement. 	
<ul style="list-style-type: none"> ▪ If the EUT supports multiple transmit chains using options given below: <ul style="list-style-type: none"> <input checked="" type="checkbox"/> Measure and sum the spectra across the outputs. Refer as KDB 662911, In-band power spectral density (PSD). Sample all transmit ports simultaneously using a spectrum analyzer for each transmit port. Where the trace bin-by-bin of each transmit port summing can be performed. (i.e., in the first spectral bin of output 1 is summed with that in the first spectral bin of output 2 and that from the first spectral bin of output 3, and so on up to the NTX output to obtain the value for the first frequency bin of the summed spectrum.). Add up the amplitude (power) values for the different transmit chains and use this as the new data trace. ▪ If multiple transmit chains, EIRP PPSD calculation could be following as methods: $PPSD_{total} = PPSD_1 + PPSD_2 + \dots + PPSD_n$ (calculated in linear unit [mW] and transfer to log unit [dBm]) $EIRP_{total} = PPSD_{total} + DG$ 	

3.4.4 Test Setup



3.4.5 Test Result of Peak Power Spectral Density

Refer as Appendix D

3.5 Unwanted Emissions

3.5.1 Transmitter Radiated Unwanted Emissions Limit

Unwanted emissions below 1 GHz and restricted band emissions above 1GHz limit			
Frequency Range (MHz)	Field Strength (uV/m)	Field Strength (dBuV/m)	Measure Distance (m)
0.009~0.490	2400/F(kHz)	48.5 - 13.8	300
0.490~1.705	24000/F(kHz)	33.8 - 23	30
1.705~30.0	30	29	30
30~88	100	40	3
88~216	150	43.5	3
216~960	200	46	3
Above 960	500	54	3

Note 1: Test distance for frequencies at or above 30 MHz, measurements may be performed at a distance other than the limit distance provided they are not performed in the near field and the emissions to be measured can be detected by the measurement equipment. When performing measurements at a distance other than that specified, the results shall be extrapolated to the specified distance using an extrapolation factor of 20 dB/decade (inverse of linear distance for field-strength measurements, inverse of linear distance-squared for power-density measurements).

Note 2: Test distance for frequencies at below 30 MHz, measurements may be performed at a distance closer than the EUT limit distance; however, an attempt should be made to avoid making measurements in the near field. When performing measurements below 30 MHz at a closer distance than the limit distance, the results shall be extrapolated to the specified distance by either making measurements at a minimum of two or more distances on at least one radial to determine the proper extrapolation factor or by using the square of an inverse linear distance extrapolation factor (40 dB/decade). The test report shall specify the extrapolation method used to determine compliance of the EUT.

Un-restricted band emissions above 1GHz Limit	
Operating Band	Limit
5.15 - 5.25 GHz	e.i.r.p. -27 dBm [68.2 dBuV/m@3m]
5.25 - 5.35 GHz	e.i.r.p. -27 dBm [68.2 dBuV/m@3m]
5.47 - 5.725 GHz	e.i.r.p. -27 dBm [68.2 dBuV/m@3m]
5.725 - 5.85 GHz	5.650-5700 GHz: e.i.r.p. -27 ~ 10 dBm [68.2 ~ 105.2 dBuV/m@3m] 5.700-5720 GHz: e.i.r.p. 10 ~ 15.6 dBm [105.2 ~ 110.8 dBuV/m@3m] 5.720-5725 GHz: e.i.r.p. 15.6 ~ 27 dBm [110.8 ~ 122.2 dBuV/m@3m] 5.850-5.855 GHz: e.i.r.p. 27 ~ 15.6 dBm [122.2 ~ 110.8 dBuV/m@3m] 5.855-5.875 GHz: e.i.r.p. 15.6 ~ 10 dBm [110.8 ~ 105.2 dBuV/m@3m] 5.875-5.925 GHz: e.i.r.p. 10 ~ -27 dBm [105.2 ~ 68.2dBuV/m@3m] Other un-restricted band: e.i.r.p. -27 dBm [68.2 dBuV/m@3m]

Note 1: Measurements may be performed at a distance other than the limit distance provided they are not performed in the near field and the emissions to be measured can be detected by the measurement equipment. When performing measurements at a distance other than that specified, the results shall be extrapolated to the specified distance using an extrapolation factor of 20 dB/decade (inverse of linear distance for field-strength measurements, inverse of linear distance-squared for power-density measurements).



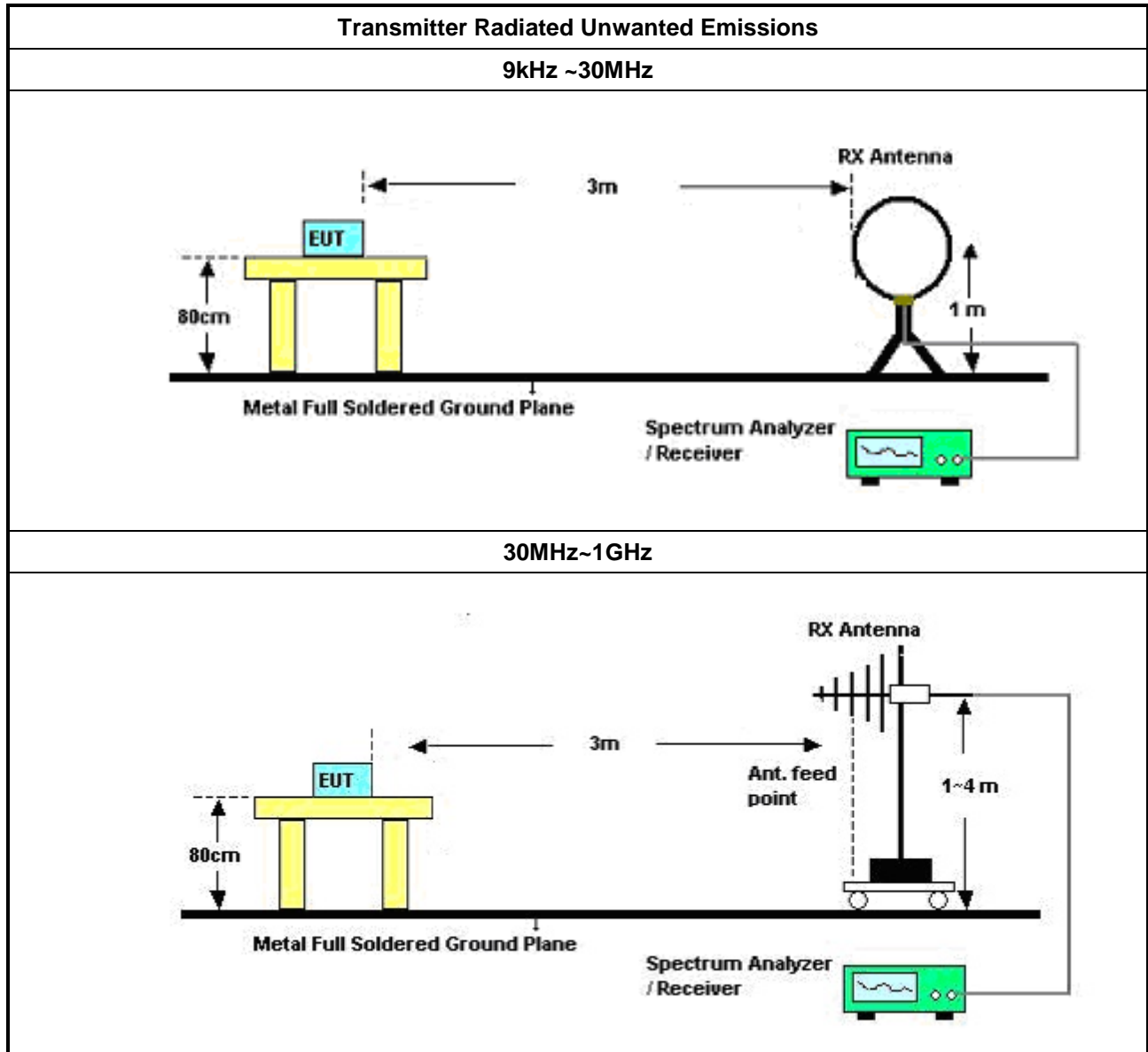
3.5.2 Measuring Instruments

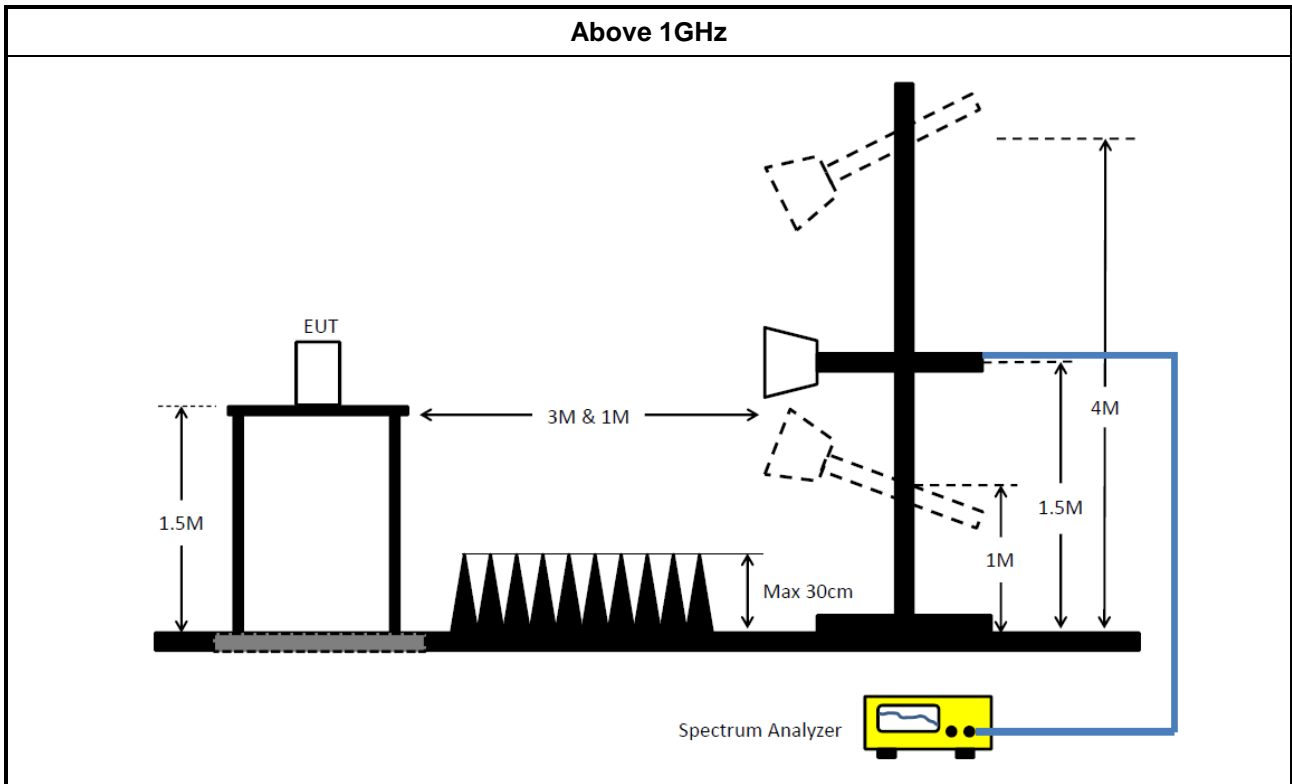
Refer a test equipment and calibration data table in this test report.

3.5.3 Test Procedures

Test Method	
<ul style="list-style-type: none"> Measurements may be performed at a distance other than the limit distance provided they are not performed in the near field and the emissions to be measured can be detected by the measurement equipment. Measurements shall not be performed at a distance greater than 30 m for frequencies above 30 MHz, unless it can be further demonstrated that measurements at a distance of 30 m or less are impractical. When performing measurements at a distance other than that specified, the results shall be extrapolated to the specified distance using an extrapolation factor of 20 dB/decade (inverse of linear distance for field-strength measurements, inverse of linear distance-squared for power-density measurements). 	
<ul style="list-style-type: none"> The average emission levels shall be measured in [duty cycle \geq 98 or duty factor]. 	
<ul style="list-style-type: none"> For the transmitter unwanted emissions shall be measured using following options below: 	
	<ul style="list-style-type: none"> Refer as KDB 789033, clause G)2) for unwanted emissions into non-restricted bands.
	<ul style="list-style-type: none"> Refer as KDB 789033, clause G)1) for unwanted emissions into restricted bands.
<input checked="" type="checkbox"/>	Refer as KDB 789033, G)6) Method VB (ANSI C63.10, clause 4.1.4.2.3), Reduced VBW.
<input checked="" type="checkbox"/>	Refer as KDB 789033, clause G)5) (ANSI C63.10, clause 4.1.4.2.2), measurement procedure peak limit.
<ul style="list-style-type: none"> For radiated measurement. 	
	<ul style="list-style-type: none"> Refer as ANSI C63.10, clause 6.4 for radiated emissions below 30 MHz and test distance is 3m.
	<ul style="list-style-type: none"> Refer as ANSI C63.10, clause 6.5 for radiated emissions 30 MHz to 1 GHz and test distance is 3m.
	<ul style="list-style-type: none"> Refer as ANSI C63.10, clause 6.6 for radiated emissions above 1GHz.
<ul style="list-style-type: none"> The any unwanted emissions level shall not exceed the fundamental emission level. 	
<ul style="list-style-type: none"> All amplitude of spurious emissions that are attenuated by more than 20 dB below the permissible value has no need to be reported. 	

3.5.4 Test Setup





3.5.5 Transmitter Unwanted Emissions (Below 30MHz)

The amplitude of spurious emissions which are attenuated by more than 20dB below the permissible value has no need to be reported. All amplitude of spurious emissions that are attenuated by more than 20 dB below the permissible value has no need to be reported.

3.5.6 Test Result of Transmitter Unwanted Emissions

Refer as Appendix E

3.6 Frequency Stability

3.6.1 Frequency Stability Limit

Frequency Stability Limit	
UNII Devices	
<ul style="list-style-type: none"> In-band emission is maintained within the band of operation under all conditions of normal operation as specified in the user's manual. 	
LE-LAN Devices	
<ul style="list-style-type: none"> N/A 	
IEEE Std. 802.11	
<ul style="list-style-type: none"> The transmitter center frequency tolerance shall be ± 20 ppm maximum for the 5 GHz band. 	

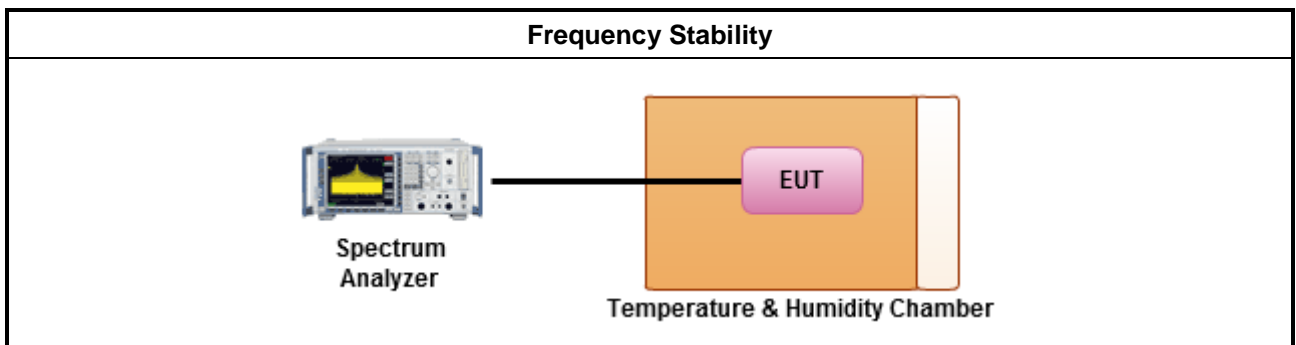
3.6.2 Measuring Instruments

Refer a test equipment and calibration data table in this test report.

3.6.3 Test Procedures

Test Method	
<ul style="list-style-type: none"> Refer as ANSI C63.10, clause 6.8 for frequency stability tests 	
	<ul style="list-style-type: none"> Frequency stability with respect to ambient temperature
	<ul style="list-style-type: none"> Frequency stability when varying supply voltage

3.6.4 Test Setup



3.6.5 Test Result of Frequency Stability

Refer as Appendix F



4 Test Equipment and Calibration Data

Instrument for AC Conduction

Instrument	Manufacturer	Model No.	Serial No.	Spec.	Calibration Date	Calibration Due Date
EMC Receiver	R&S	ESR3	102051	9kHz ~ 3.6GHz	19/Apr/2016	18/Apr/2017
RF Cable-CON	HUBER+SUHNER	RG213/U	07611832020001	9kHz ~ 30MHz	24/Oct/2016	23/Oct/2017
LISN	SCHWARZBECK MESS-ELEKTRONIK	NSLK 8127	8127-477	9kHz ~ 30MHz	14/Feb/2017	13/Feb/2018

Instrument for Radiated Test

Instrument	Manufacturer	Model No.	Serial No.	Spec.	Calibration Date	Calibration Due Date
3m Semi Anechoic Chamber	TDK	SAC-3M	03CH09-HY	30MHz ~ 1GHz	25/Apr/2016	24/Apr/2017
3m Semi Anechoic Chamber	TDK	SAC-3M	03CH09-HY	1GHz ~ 18GHz	21/Jun/2016	20/Jun/2017
Amplifier	Agilent	8449B	3008A02364	1GHz ~ 26.5GHz	17/Nov/2016	16/Nov/2017
Amplifier	EMC	EMC9135	980209	9kHz~1GHz	05/Sep/2016	04/Sep/2017
Spectrum Analyzer	KEYSIGHT	N9010A	MY54200885	10Hz ~ 44GHz	04/Jul/2016	03/Jul/2017
Bilog Antenna	TESEQ	CBL 6111D	35418	30MHz~1GHz	01/Oct/2016	30/Sep/2017
Horn Antenna	SCHWARZBECK	BBHA 9120D	BBHA9120D 1534	1GHz~18GHz	22/Apr/2016	21/Apr/2017
Horn Antenna	SCHWARZBECK	BBHA9170	BBHA9170614	18GHz ~ 40GHz	06/Feb/2017	05/Feb/2018
Amplifier	MITEQ	JS44-18004000-3 3-8P	1840917	18GHz ~ 40GHz	02/Jun/2015	01/Jun/2017
RF Cable-R03m	Jye Bao	RG142	CB021	9kHz ~ 1GHz	23/Jul/2016	22/Jul/2017
RF Cable-high	Jye Bao	RG142	03CH09-HY	1GHz ~ 40GHz	23/Jul/2016	22/Jul/2017

Instrument for Radiated (for Co-location) Test

Instrument	Manufacturer	Model No.	Serial No.	Spec.	Calibration Date	Calibration Due Date
3m Semi Anechoic	SIDT FRANKONIA	SAC-3M	03CH02-HY	30MHz-1GHz	03/Jun/2016	02/Jun/2017
Amplifier	Agilent	8449B	3008A02373	1GHz-26.5GHz	02/Sep/2016	01/Sep/2017
Spectrum Analyzer	R&S	FSP40	100593	9kHz - 40GHz	26/Oct/2016	25/Oct/2017
Horn Antenna	SCHWARZBECK	BBHA9120D	BBHA9120D 01543	1GHz-18GHz	22/Apr/2016	21/Apr/2017
Horn Antenna	SCHWARZBECK	BBHA9170	BBHA9170339	15GHz-40GHz	10/Mar/2016	09/Mar/2018
Amplifier	Agilent	8449B	3008A02373	1GHz-26.5GHz	02/Sep/2016	01/Sep/2017
RF Cable-high	SUHNER	SUCOFLEX104	MY34918/4	1GHz ~ 40GHz	26/Jan/2017	25/Jan/2018



Instrument for Conducted Test

Instrument	Manufacturer	Model No.	Serial No.	Spec.	Calibration Date	Calibration Due Date
Spectrum Analyzer	R&S	FSV 40	101013	9kHz~40GHz	30/Dec/2016	29/Dec/2017
Power Sensor	Anritsu	MA2411B	0917017	300MHz ~ 40GHz	10/Feb/2017	09/Feb/2018
Power Meter	Anritsu	ML2495A	0949003	300MHz ~ 40GHz	10/Feb/2017	09/Feb/2018
Signal Generator	R&S	SMR40	100116	10MHz ~ 40GHz	21/Jul/2016	20/Jul/2017
Temp. and Humidity Chamber	Giant Force	GTH-225-20-SP-SD	MAA1112-007	-20 ~ 100°C	25/Apr/2016	24/Apr/2017
AC Power Source	G.W	APS-9102	EL920581	AC 0V ~ 300V	04/Jun/2016	03/Jun/2017
RF Cable-0.2m	HUBER+SUHNER	SUCOFLEX_104	MY10710/4	30MHz~26.5GHz	02/Oct/2016	01/Oct/2017
RF Cable-0.2m	HUBER+SUHNER	SUCOFLEX_104	MY10709/4	30MHz~26.5GHz	02/Oct/2016	01/Oct/2017
RF Cable-0.5m	HUBER+SUHNER	SUCOFLEX_104	MY10713/4	30MHz~26.5GHz	02/Oct/2016	01/Oct/2017
RF Cable-1.5m	HUBER+SUHNER	SUCOFLEX_104	MY12582/4	30MHz~26.5GHz	02/Oct/2016	01/Oct/2017

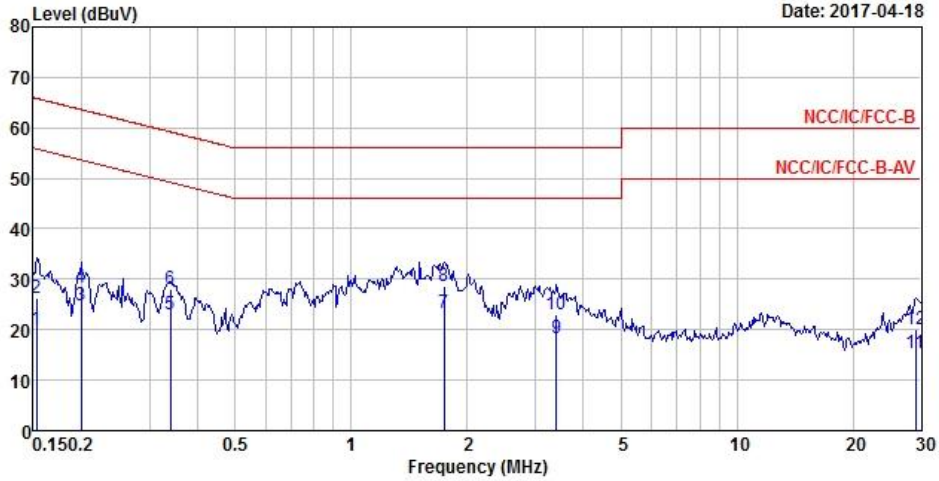


AC Power-line Conducted Emissions Result																																																																																																																																													
Operating Mode	1	Power Phase	Neutral																																																																																																																																										
Operating Function	Switching Power Supply Mode (w/o RJ-45)																																																																																																																																												
<div style="text-align: right;">Date: 2017-04-18</div> <p>The graph displays the conducted emission levels in dBuV across a frequency range from 0.150.2 MHz to 30 MHz. Two red lines represent the NCC/IC/FCC-B and NCC/IC/FCC-B-AV limits. A blue line shows the measured emission levels, which are generally below the limits, with a peak at 0.2 MHz.</p>																																																																																																																																													
<table border="1"> <thead> <tr> <th></th> <th>Freq</th> <th>Level</th> <th>Over Limit</th> <th>Limit Line</th> <th>Read Level</th> <th>LISN Factor</th> <th>Cable Loss</th> <th>Remark</th> </tr> <tr> <th></th> <th>MHz</th> <th>dBuV</th> <th>dB</th> <th>dBuV</th> <th>dBuV</th> <th>dB</th> <th>dB</th> <th></th> </tr> </thead> <tbody> <tr> <td>1</td> <td>MAX</td> <td>0.20</td> <td>31.41</td> <td>-22.26</td> <td>53.67</td> <td>31.08</td> <td>0.03</td> <td>0.30</td> <td>Average</td> </tr> <tr> <td>2</td> <td></td> <td>0.20</td> <td>35.54</td> <td>-28.13</td> <td>63.67</td> <td>35.21</td> <td>0.03</td> <td>0.30</td> <td>QP</td> </tr> <tr> <td>3</td> <td></td> <td>0.34</td> <td>25.32</td> <td>-23.81</td> <td>49.13</td> <td>25.15</td> <td>0.03</td> <td>0.14</td> <td>Average</td> </tr> <tr> <td>4</td> <td></td> <td>0.34</td> <td>31.06</td> <td>-28.07</td> <td>59.13</td> <td>30.89</td> <td>0.03</td> <td>0.14</td> <td>QP</td> </tr> <tr> <td>5</td> <td></td> <td>0.72</td> <td>19.33</td> <td>-26.67</td> <td>46.00</td> <td>19.19</td> <td>0.04</td> <td>0.10</td> <td>Average</td> </tr> <tr> <td>6</td> <td></td> <td>0.72</td> <td>26.03</td> <td>-29.97</td> <td>56.00</td> <td>25.89</td> <td>0.04</td> <td>0.10</td> <td>QP</td> </tr> <tr> <td>7</td> <td></td> <td>1.74</td> <td>23.37</td> <td>-22.63</td> <td>46.00</td> <td>23.05</td> <td>0.06</td> <td>0.26</td> <td>Average</td> </tr> <tr> <td>8</td> <td></td> <td>1.74</td> <td>28.67</td> <td>-27.33</td> <td>56.00</td> <td>28.35</td> <td>0.06</td> <td>0.26</td> <td>QP</td> </tr> <tr> <td>9</td> <td></td> <td>2.99</td> <td>17.28</td> <td>-28.72</td> <td>46.00</td> <td>17.02</td> <td>0.08</td> <td>0.18</td> <td>Average</td> </tr> <tr> <td>10</td> <td></td> <td>2.99</td> <td>21.97</td> <td>-34.03</td> <td>56.00</td> <td>21.71</td> <td>0.08</td> <td>0.18</td> <td>QP</td> </tr> <tr> <td>11</td> <td></td> <td>28.60</td> <td>15.18</td> <td>-34.82</td> <td>50.00</td> <td>14.40</td> <td>0.51</td> <td>0.27</td> <td>Average</td> </tr> <tr> <td>12</td> <td></td> <td>28.60</td> <td>19.59</td> <td>-40.41</td> <td>60.00</td> <td>18.81</td> <td>0.51</td> <td>0.27</td> <td>QP</td> </tr> </tbody> </table>					Freq	Level	Over Limit	Limit Line	Read Level	LISN Factor	Cable Loss	Remark		MHz	dBuV	dB	dBuV	dBuV	dB	dB		1	MAX	0.20	31.41	-22.26	53.67	31.08	0.03	0.30	Average	2		0.20	35.54	-28.13	63.67	35.21	0.03	0.30	QP	3		0.34	25.32	-23.81	49.13	25.15	0.03	0.14	Average	4		0.34	31.06	-28.07	59.13	30.89	0.03	0.14	QP	5		0.72	19.33	-26.67	46.00	19.19	0.04	0.10	Average	6		0.72	26.03	-29.97	56.00	25.89	0.04	0.10	QP	7		1.74	23.37	-22.63	46.00	23.05	0.06	0.26	Average	8		1.74	28.67	-27.33	56.00	28.35	0.06	0.26	QP	9		2.99	17.28	-28.72	46.00	17.02	0.08	0.18	Average	10		2.99	21.97	-34.03	56.00	21.71	0.08	0.18	QP	11		28.60	15.18	-34.82	50.00	14.40	0.51	0.27	Average	12		28.60	19.59	-40.41	60.00	18.81	0.51	0.27	QP
	Freq	Level	Over Limit	Limit Line	Read Level	LISN Factor	Cable Loss	Remark																																																																																																																																					
	MHz	dBuV	dB	dBuV	dBuV	dB	dB																																																																																																																																						
1	MAX	0.20	31.41	-22.26	53.67	31.08	0.03	0.30	Average																																																																																																																																				
2		0.20	35.54	-28.13	63.67	35.21	0.03	0.30	QP																																																																																																																																				
3		0.34	25.32	-23.81	49.13	25.15	0.03	0.14	Average																																																																																																																																				
4		0.34	31.06	-28.07	59.13	30.89	0.03	0.14	QP																																																																																																																																				
5		0.72	19.33	-26.67	46.00	19.19	0.04	0.10	Average																																																																																																																																				
6		0.72	26.03	-29.97	56.00	25.89	0.04	0.10	QP																																																																																																																																				
7		1.74	23.37	-22.63	46.00	23.05	0.06	0.26	Average																																																																																																																																				
8		1.74	28.67	-27.33	56.00	28.35	0.06	0.26	QP																																																																																																																																				
9		2.99	17.28	-28.72	46.00	17.02	0.08	0.18	Average																																																																																																																																				
10		2.99	21.97	-34.03	56.00	21.71	0.08	0.18	QP																																																																																																																																				
11		28.60	15.18	-34.82	50.00	14.40	0.51	0.27	Average																																																																																																																																				
12		28.60	19.59	-40.41	60.00	18.81	0.51	0.27	QP																																																																																																																																				
<p>Note 1: ">20dB" means emission levels that exceed the level of 20 dB below the applicable limit. Note 2: "N/F" means Nothing Found emissions (No emissions were detected.)</p>																																																																																																																																													



AC Power-line Conducted Emissions Result

Operating Mode	1	Power Phase	Line
Operating Function	Switching Power Supply Mode (w/o RJ-45)		



	Freq	Level	Over Limit	Limit Line	Read Level	LISN Factor	Cable Loss	Remark
	MHz	dBuV	dB	dBuV	dBuV	dB	dB	
1	0.15	19.98	-35.84	55.82	19.69	0.07	0.22	Average
2	0.15	26.24	-39.58	65.82	25.95	0.07	0.22	QP
3	0.20	24.88	-28.74	53.62	24.51	0.07	0.30	Average
4	0.20	28.29	-35.33	63.62	27.92	0.07	0.30	QP
5	0.34	22.91	-26.31	49.22	22.69	0.07	0.15	Average
6	0.34	28.16	-31.06	59.22	27.94	0.07	0.15	QP
7 MAX	1.74	23.25	-22.75	46.00	22.88	0.11	0.26	Average
8	1.74	28.67	-27.33	56.00	28.30	0.11	0.26	QP
9	3.40	18.32	-27.68	46.00	18.01	0.16	0.15	Average
10	3.40	23.04	-32.96	56.00	22.73	0.16	0.15	QP
11	29.06	15.43	-34.57	50.00	14.35	0.80	0.28	Average
12	29.06	19.93	-40.07	60.00	18.85	0.80	0.28	QP

Note 1: ">20dB" means emission levels that exceed the level of 20 dB below the applicable limit.
 Note 2: "N/F" means Nothing Found emissions (No emissions were detected.)



Summary

Mode	Max-N dB (Hz)	Max-OBW (Hz)	ITU-Code	Min-N dB (Hz)	Min-OBW (Hz)
802.11a_(6Mbps)_2TX	-	-	-	-	-
5.15-5.25GHz	46.725M	27.511M	27M5D1D	25.925M	16.667M
5.725-5.85GHz	16.325M	17.991M	18M0D1D	16.3M	16.717M
802.11ac VHT20_Nss1,(MCS0)_2TX	-	-	-	-	-
5.15-5.25GHz	46.875M	25.737M	25M7D1D	30.025M	17.841M
5.725-5.85GHz	17.575M	18.391M	18M4D1D	17.55M	17.816M
802.11ac VHT40_Nss1,(MCS0)_2TX	-	-	-	-	-
5.15-5.25GHz	91.9M	37.581M	37M6D1D	39.8M	36.332M
5.725-5.85GHz	36.35M	36.682M	36M7D1D	36.25M	36.332M
802.11ac VHT80_Nss1,(MCS0)_2TX	-	-	-	-	-
5.15-5.25GHz	82.2M	75.762M	75M8D1D	81.8M	75.462M
5.725-5.85GHz	75.2M	76.862M	76M9D1D	75.1M	76.262M

Max-N dB = Maximum 6dB down bandwidth for 5.725-5.85GHz band / Maximum 26dB down bandwidth for other band;

Max-OBW = Maximum 99% occupied bandwidth;

Min-N dB = Minimum 6dB down bandwidth for 5.725-5.85GHz band / Maximum 26dB down bandwidth for other band;

Min-OBW = Minimum 99% occupied bandwidth;

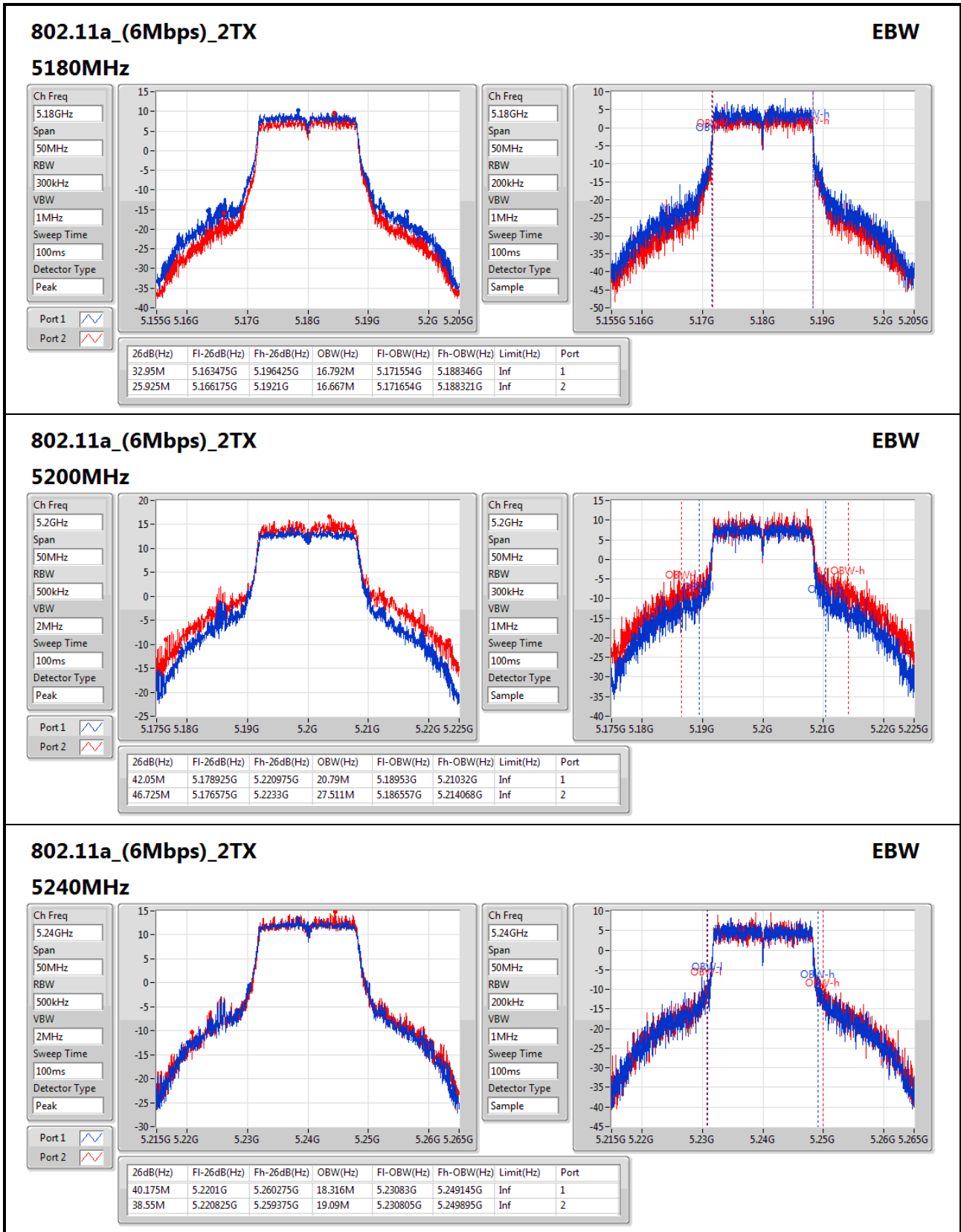


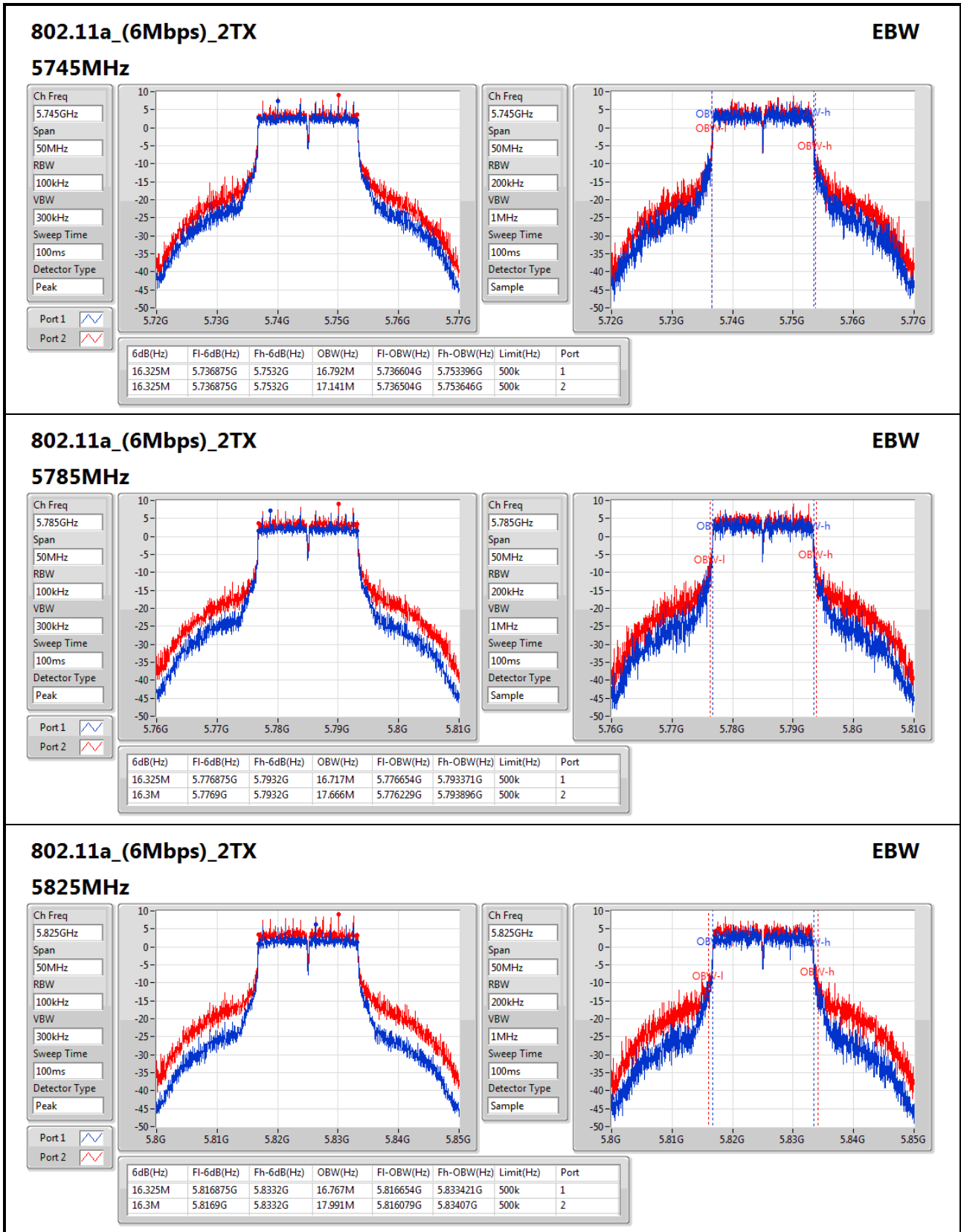
Result

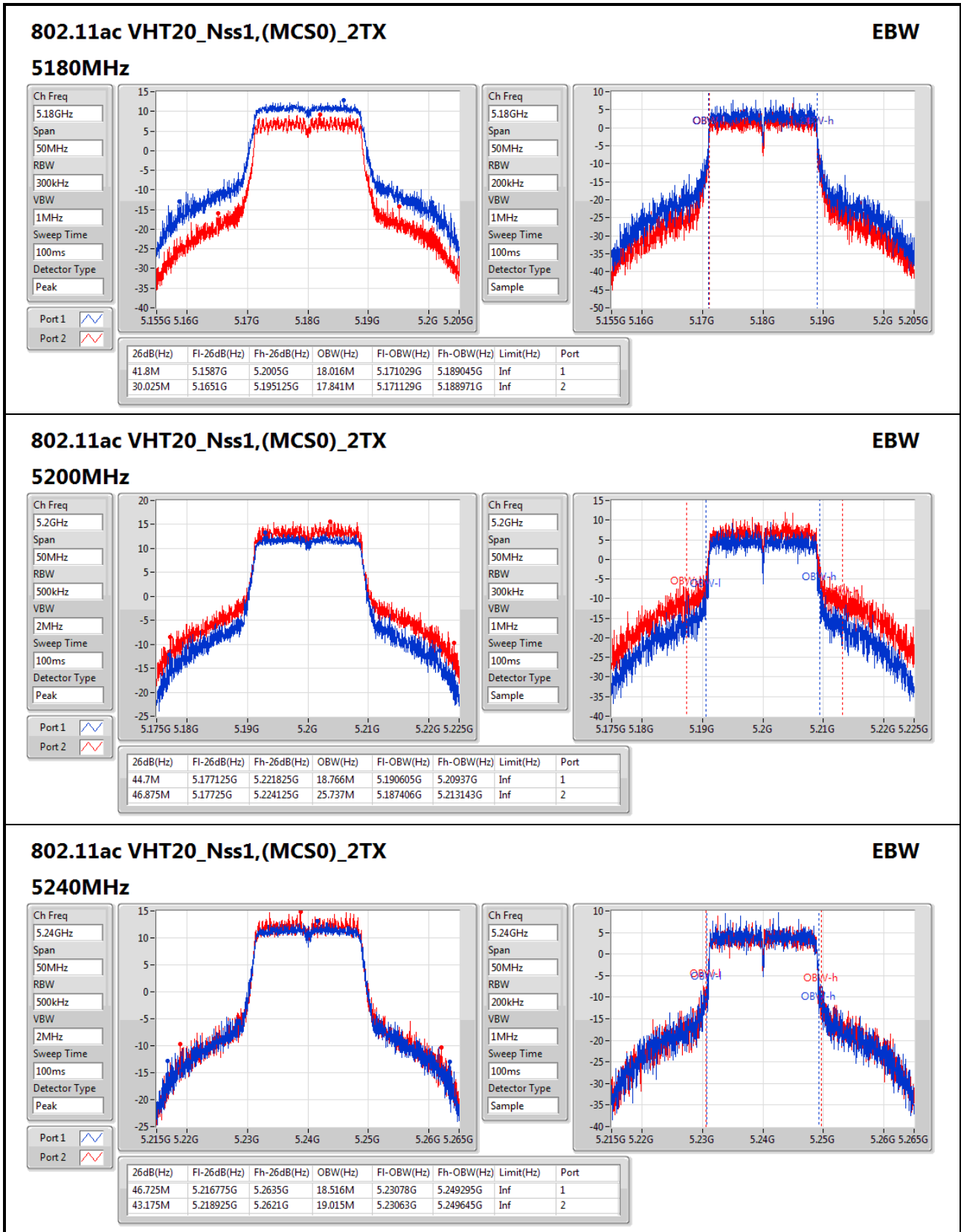
Mode	Result	Limit (Hz)	Port 1-N dB (Hz)	Port 1-OBW (Hz)	Port 2-N dB (Hz)	Port 2-OBW (Hz)
802.11a_(6Mbps)_2TX	-	-	-	-	-	-
5180MHz	Pass	Inf	32.95M	16.792M	25.925M	16.667M
5200MHz	Pass	Inf	42.05M	20.79M	46.725M	27.511M
5240MHz	Pass	Inf	40.175M	18.316M	38.55M	19.09M
5745MHz	Pass	500k	16.325M	16.792M	16.325M	17.141M
5785MHz	Pass	500k	16.325M	16.717M	16.3M	17.666M
5825MHz	Pass	500k	16.325M	16.767M	16.3M	17.991M
802.11ac VHT20_Nss1,(MCS0)_2TX	-	-	-	-	-	-
5180MHz	Pass	Inf	41.8M	18.016M	30.025M	17.841M
5200MHz	Pass	Inf	44.7M	18.766M	46.875M	25.737M
5240MHz	Pass	Inf	46.725M	18.516M	43.175M	19.015M
5745MHz	Pass	500k	17.55M	17.816M	17.575M	18.066M
5785MHz	Pass	500k	17.55M	17.866M	17.575M	18.341M
5825MHz	Pass	500k	17.55M	17.816M	17.575M	18.391M
802.11ac VHT40_Nss1,(MCS0)_2TX	-	-	-	-	-	-
5190MHz	Pass	Inf	40.15M	36.332M	39.8M	36.332M
5230MHz	Pass	Inf	91.9M	36.732M	91.6M	37.581M
5755MHz	Pass	500k	36.3M	36.332M	36.3M	36.532M
5795MHz	Pass	500k	36.25M	36.332M	36.35M	36.682M
802.11ac VHT80_Nss1,(MCS0)_2TX	-	-	-	-	-	-
5210MHz	Pass	Inf	82.2M	75.762M	81.8M	75.462M
5775MHz	Pass	500k	75.2M	76.262M	75.1M	76.862M

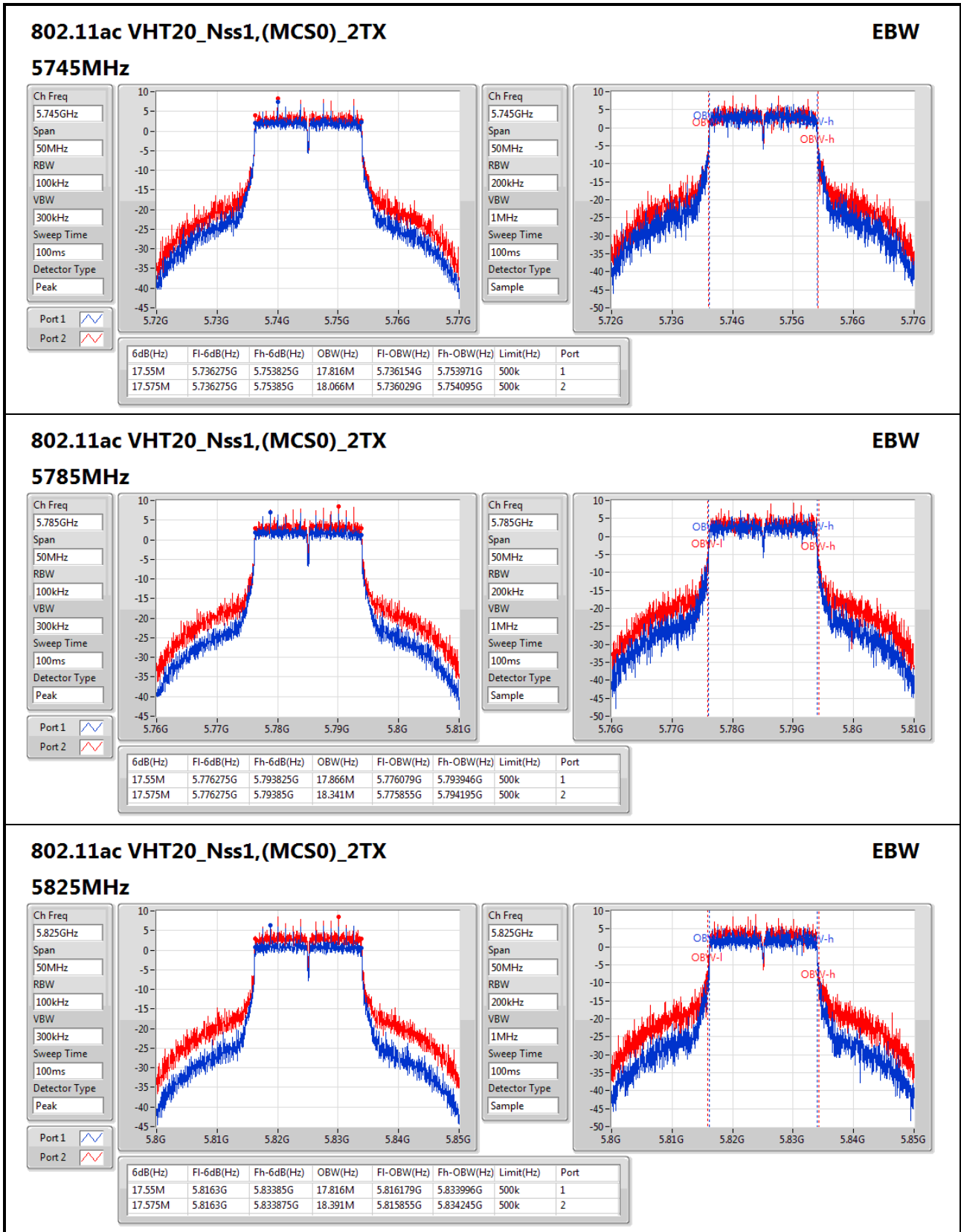
Port X-N dB = Port X 6dB down bandwidth for 5.725-5.85GHz band / 26dB down bandwidth for other band

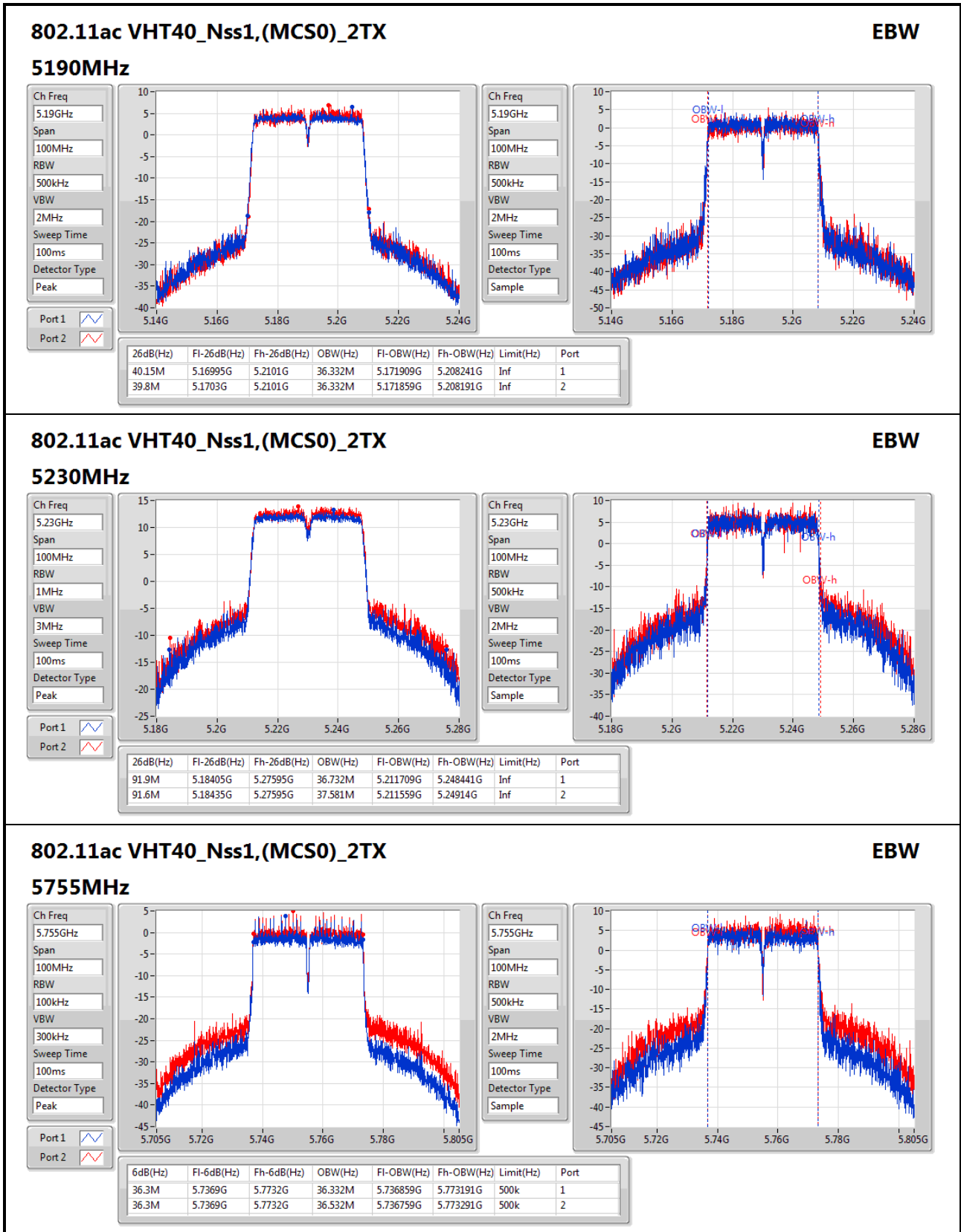
Port X-OBW = Port X 99% occupied bandwidth;

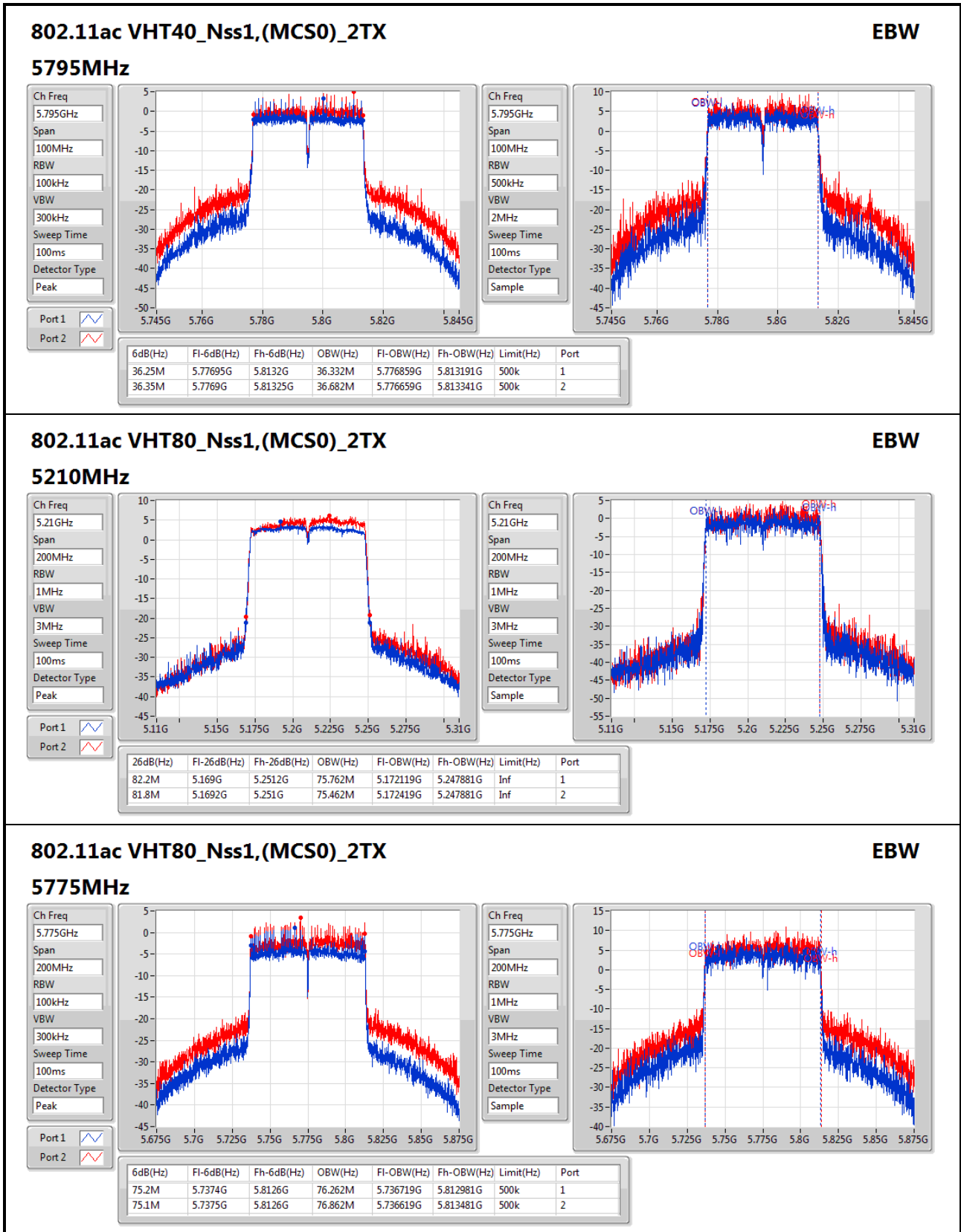














Summary

Mode	Total Power (dBm)	Total Power (W)	EIRP (dBm)	EIRP (W)
802.11a_(6Mbps)_2TX	-	-	-	-
5.15-5.25GHz	25.28	0.33729	27.28	0.53456
5.725-5.85GHz	24.94	0.31189	26.94	0.49431
802.11ac VHT20_Nss1,(MCS0)_2TX	-	-	-	-
5.15-5.25GHz	25.35	0.34277	27.35	0.54325
5.725-5.85GHz	24.88	0.30761	26.88	0.48753
802.11ac VHT40_Nss1,(MCS0)_2TX	-	-	-	-
5.15-5.25GHz	23.57	0.22751	25.57	0.36058
5.725-5.85GHz	24.10	0.25704	26.10	0.40738
802.11ac VHT80_Nss1,(MCS0)_2TX	-	-	-	-
5.15-5.25GHz	19.45	0.08810	21.45	0.13964
5.725-5.85GHz	24.12	0.25823	26.12	0.40926



Result

Mode	Result	DG (dBi)	Port 1 (dBm)	Port 2 (dBm)	Total Power (dBm)	Power Limit (dBm)	EIRP (dBm)	EIRP Limit (dBm)
802.11a_(6Mbps)_2TX	-	-	-	-	-	-	-	-
5180MHz	Pass	2.00	19.32	18.48	21.93	30.00	23.93	36.00
5200MHz	Pass	2.00	21.97	22.55	25.28	30.00	27.28	36.00
5240MHz	Pass	2.00	22.80	20.68	24.88	30.00	26.88	36.00
5745MHz	Pass	2.00	21.53	22.29	24.94	30.00	26.94	36.00
5785MHz	Pass	2.00	21.13	22.36	24.80	30.00	26.80	36.00
5825MHz	Pass	2.00	20.84	22.51	24.77	30.00	26.77	36.00
802.11ac VHT20_Nss1,(MCS0)_2TX	-	-	-	-	-	-	-	-
5180MHz	Pass	2.00	19.27	18.54	21.93	30.00	23.93	36.00
5200MHz	Pass	2.00	22.22	22.46	25.35	30.00	27.35	36.00
5240MHz	Pass	2.00	22.26	20.36	24.42	30.00	26.42	36.00
5745MHz	Pass	2.00	21.51	22.18	24.87	30.00	26.87	36.00
5785MHz	Pass	2.00	21.08	22.33	24.76	30.00	26.76	36.00
5825MHz	Pass	2.00	21.14	22.49	24.88	30.00	26.88	36.00
802.11ac VHT40_Nss1,(MCS0)_2TX	-	-	-	-	-	-	-	-
5190MHz	Pass	2.00	15.80	15.91	18.86	30.00	20.86	36.00
5230MHz	Pass	2.00	20.75	20.36	23.57	30.00	25.57	36.00
5755MHz	Pass	2.00	20.92	21.25	24.10	30.00	26.10	36.00
5795MHz	Pass	2.00	20.50	21.43	24.00	30.00	26.00	36.00
802.11ac VHT80_Nss1,(MCS0)_2TX	-	-	-	-	-	-	-	-
5210MHz	Pass	2.00	16.35	16.52	19.45	30.00	21.45	36.00
5775MHz	Pass	2.00	20.52	21.64	24.12	30.00	26.12	36.00

DG = Directional Gain; Port X = Port X output power



Summary

Mode	PD (dBm/RBW)	EIRP PD (dBm/RBW)
802.11a_(6Mbps)_2TX	-	-
5.15-5.25GHz	12.34	17.35
5.725-5.85GHz	10.23	15.24
802.11ac VHT20_Nss1,(MCS0)_2TX	-	-
5.15-5.25GHz	12.17	17.18
5.725-5.85GHz	9.98	14.99
802.11ac VHT40_Nss1,(MCS0)_2TX	-	-
5.15-5.25GHz	7.58	12.59
5.725-5.85GHz	6.58	11.59
802.11ac VHT80_Nss1,(MCS0)_2TX	-	-
5.15-5.25GHz	0.74	5.75
5.725-5.85GHz	4.07	9.08

RBW = 500kHz for 5.725-5.85GHz band / 1MHz for other band;

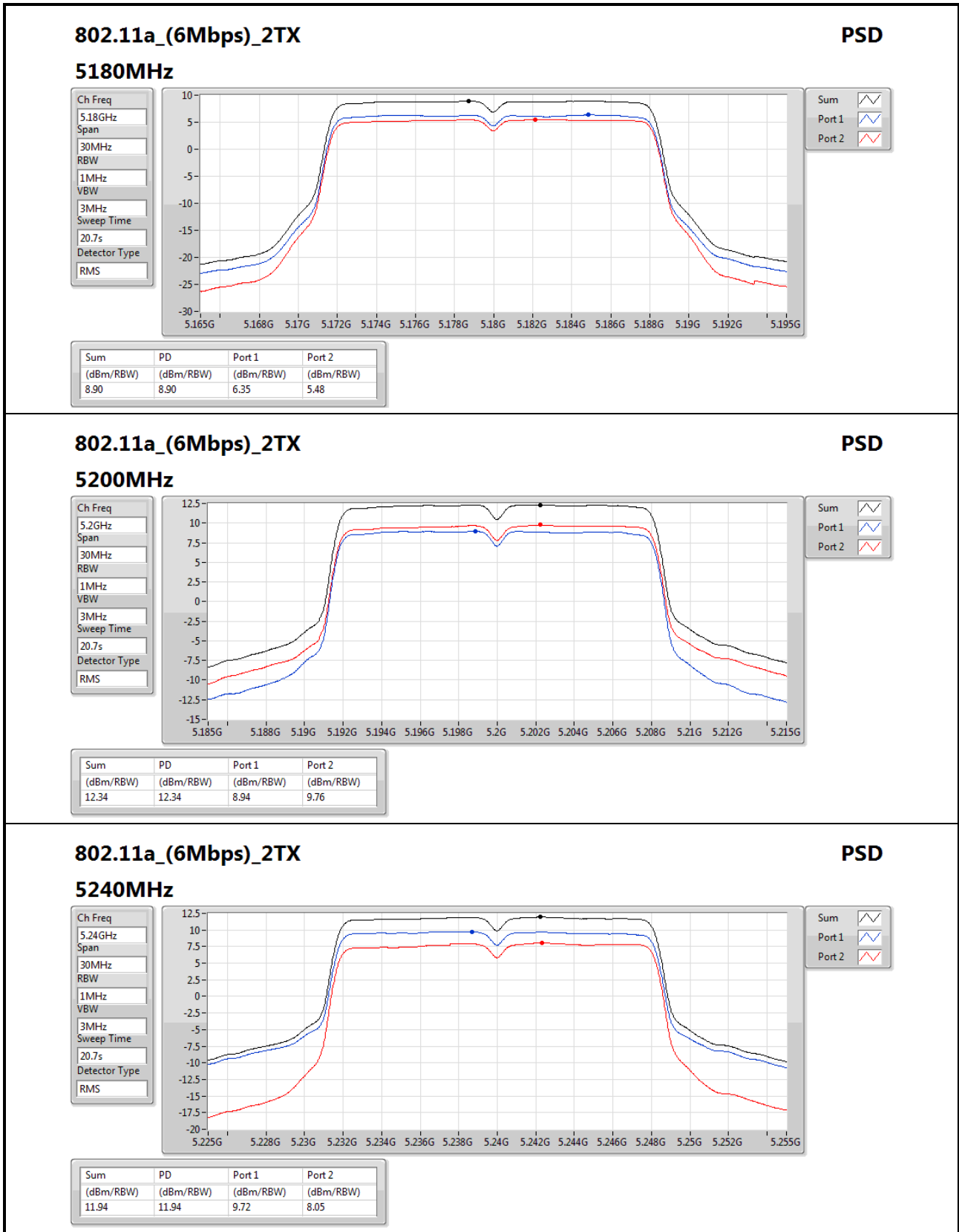


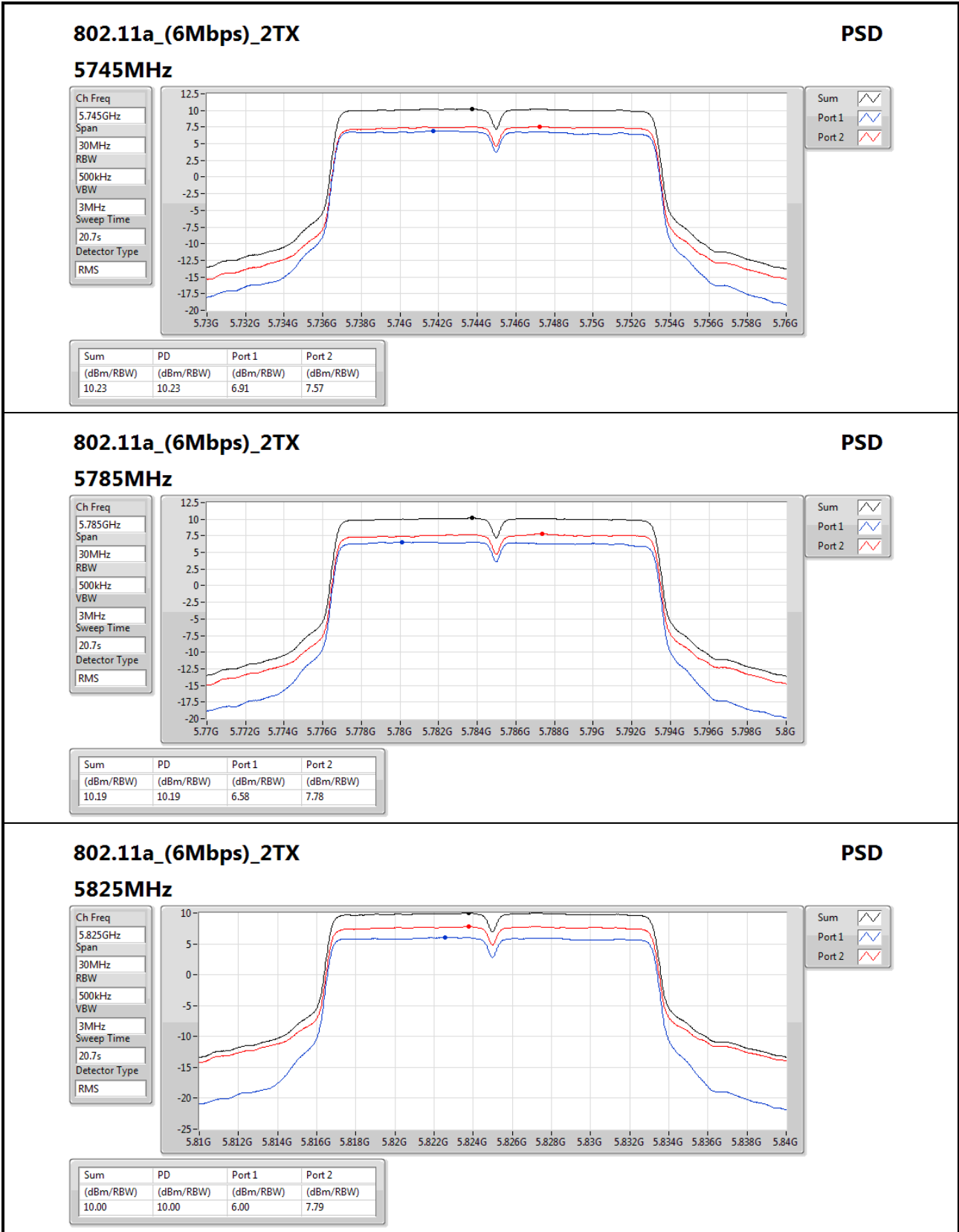
Result

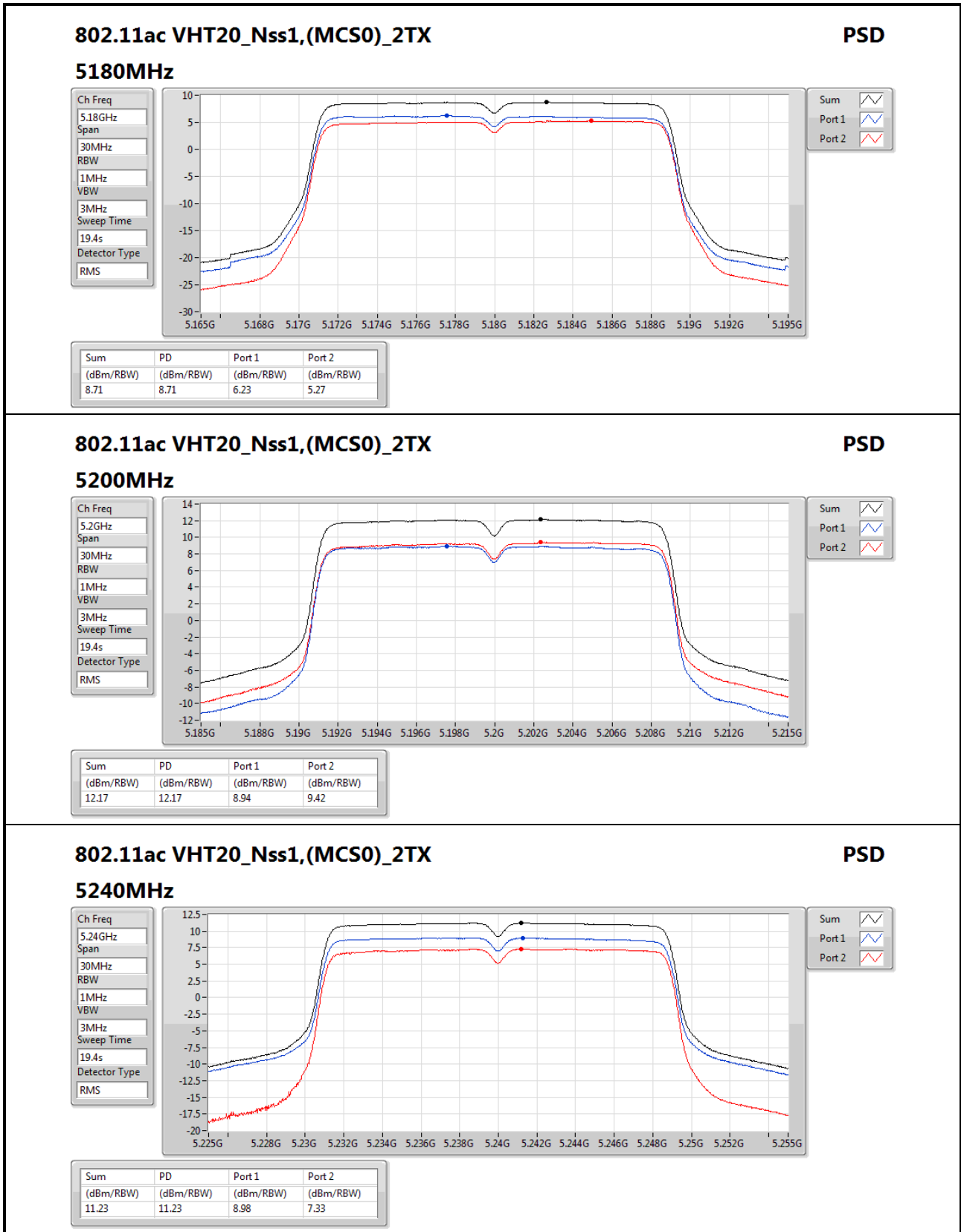
Mode	Result	DG (dBi)	Port 1 (dBm/RBW)	Port 2 (dBm/RBW)	PD (dBm/RBW)	PD Limit (dBm/RBW)	EIRP PD (dBm/RBW)	EIRP PD Limit (dBm/RBW)
802.11a_(6Mbps)_2TX	-	-	-	-	-	-	-	-
5180MHz	Pass	5.01	6.35	5.48	8.90	17.00	13.91	Inf
5200MHz	Pass	5.01	8.94	9.76	12.34	17.00	17.35	Inf
5240MHz	Pass	5.01	9.72	8.05	11.94	17.00	16.95	Inf
5745MHz	Pass	5.01	6.91	7.57	10.23	30.00	15.24	Inf
5785MHz	Pass	5.01	6.58	7.78	10.19	30.00	15.20	Inf
5825MHz	Pass	5.01	6.00	7.79	10.00	30.00	15.01	Inf
802.11ac VHT20_Nss1,(MCS0)_2TX	-	-	-	-	-	-	-	-
5180MHz	Pass	5.01	6.23	5.27	8.71	17.00	13.72	Inf
5200MHz	Pass	5.01	8.94	9.42	12.17	17.00	17.18	Inf
5240MHz	Pass	5.01	8.98	7.33	11.23	17.00	16.24	Inf
5745MHz	Pass	5.01	6.62	7.18	9.86	30.00	14.87	Inf
5785MHz	Pass	5.01	6.23	7.46	9.83	30.00	14.85	Inf
5825MHz	Pass	5.01	6.23	7.69	9.98	30.00	14.99	Inf
802.11ac VHT40_Nss1,(MCS0)_2TX	-	-	-	-	-	-	-	-
5190MHz	Pass	5.01	-0.35	-0.20	2.70	17.00	7.71	Inf
5230MHz	Pass	5.01	4.74	4.50	7.58	17.00	12.59	Inf
5755MHz	Pass	5.01	3.45	3.85	6.58	30.00	11.59	Inf
5795MHz	Pass	5.01	2.89	4.05	6.42	30.00	11.43	Inf
802.11ac VHT80_Nss1,(MCS0)_2TX	-	-	-	-	-	-	-	-
5210MHz	Pass	5.01	-2.35	-2.00	0.74	17.00	5.75	Inf
5775MHz	Pass	5.01	0.65	1.74	4.07	30.00	9.08	Inf

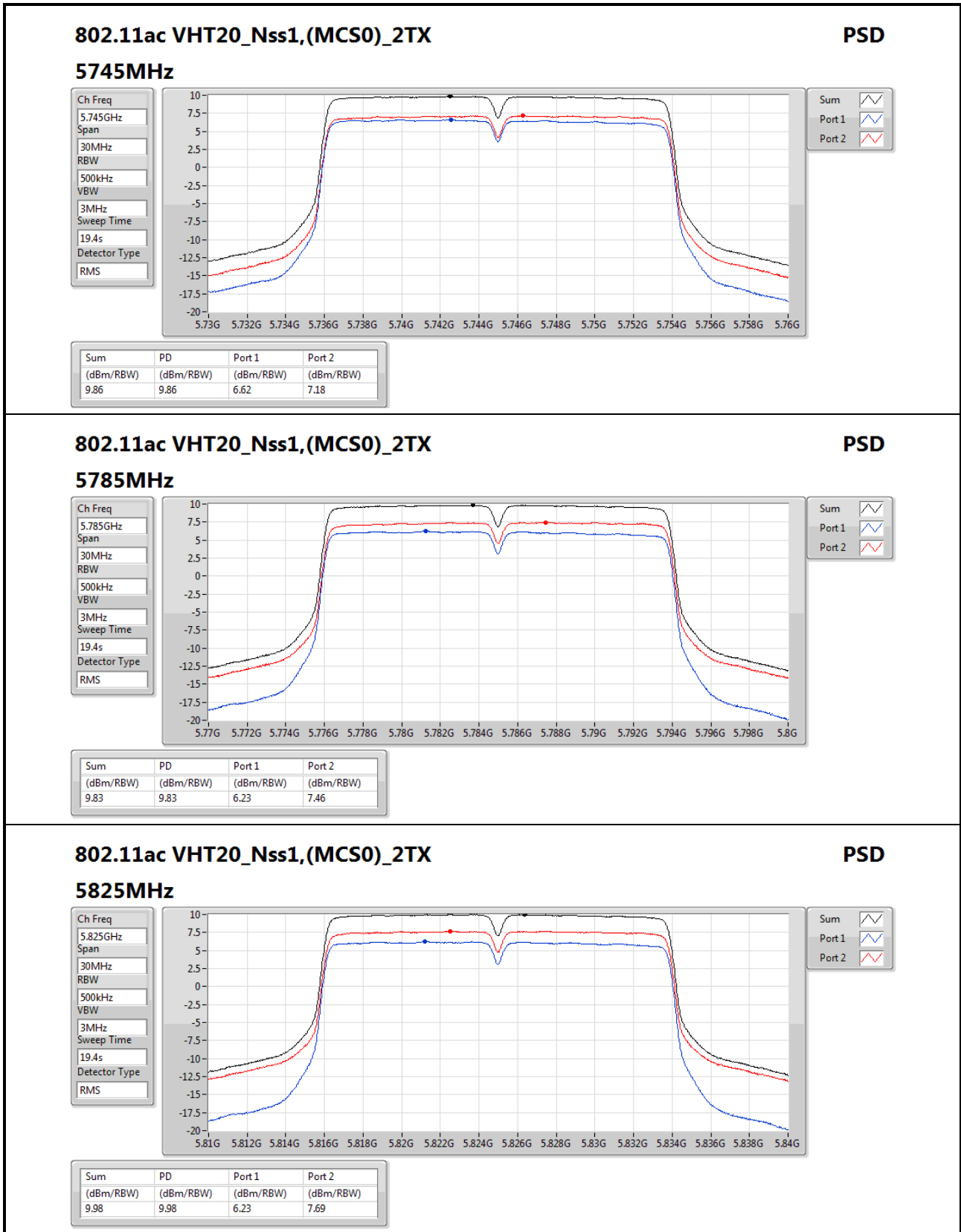
DG = Directional Gain; RBW = 500kHz for 5.725-5.85GHz band / 1MHz for other band;

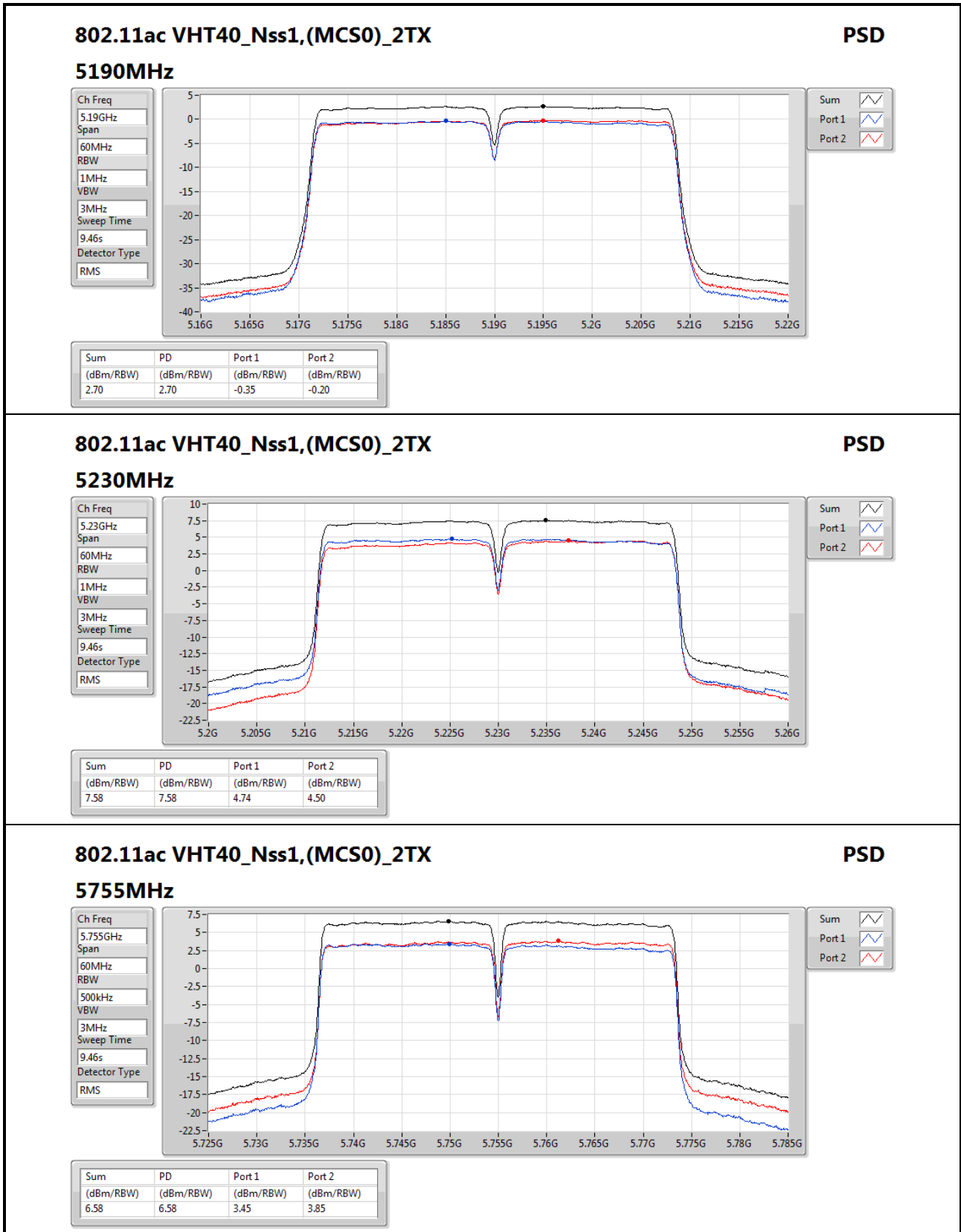
PD = trace bin-by-bin of each transmits port summing can be performed maximum power density; Port X = Port X power density;










802.11ac VHT40_Nss1,(MCS0)_2TX
PSD

5755MHz

Ch Freq
5.755GHz

Span
60MHz

RBW
500kHz

VBW
3MHz

Sweep Time
9.46s

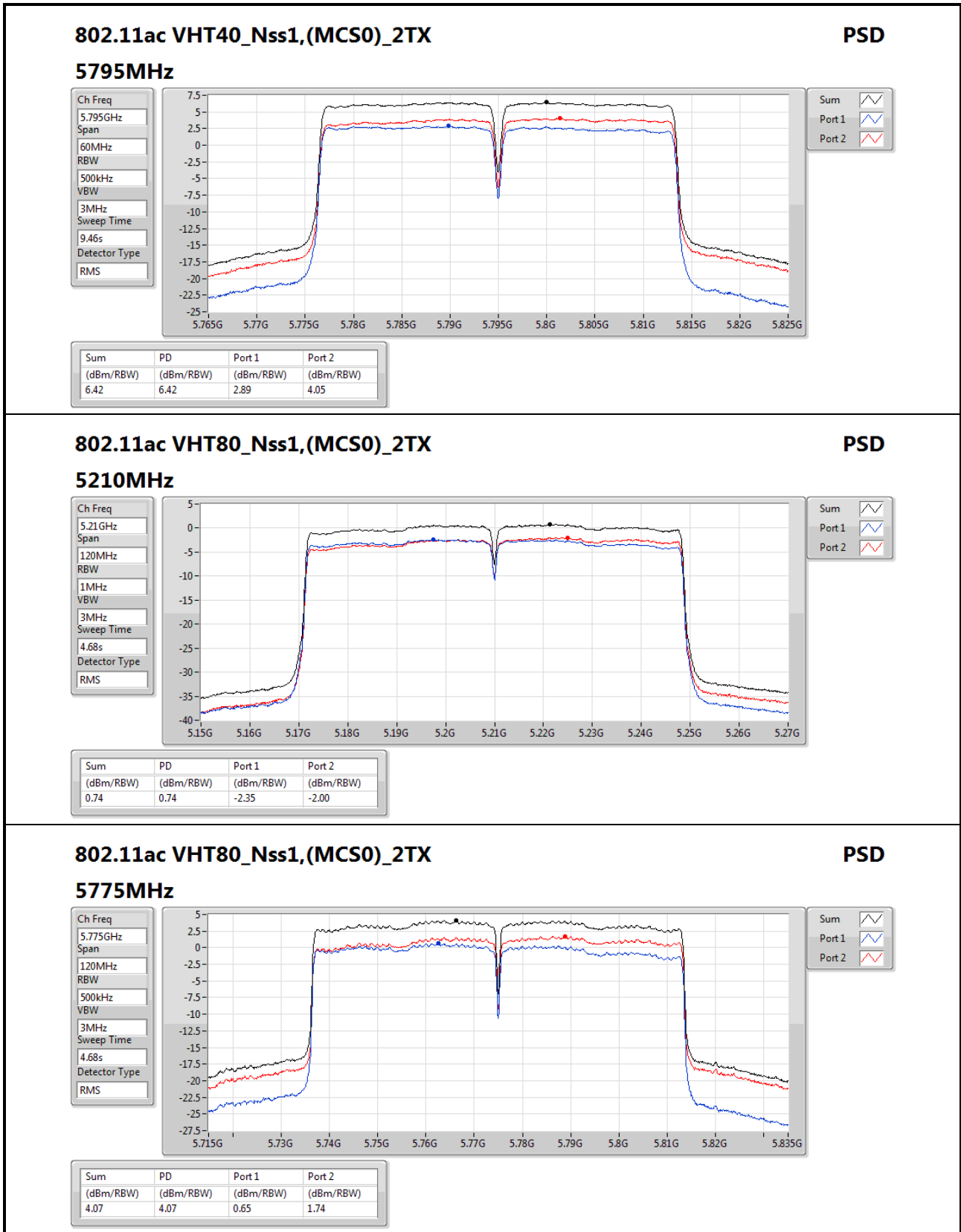
Detector Type
RMS

Sum

Port 1

Port 2

Sum	PD	Port 1	Port 2
(dBm/RBW)	(dBm/RBW)	(dBm/RBW)	(dBm/RBW)
6.58	6.58	3.45	3.85



802.11ac VHT80_Nss1,(MCS0)_2TX

5775MHz

PSD

Ch Freq
5.775GHz

Span
120MHz

RBW
500kHz

VBW
3MHz

Sweep Time
4.68s

Detector Type
RMS

Sum

Port 1

Port 2

Sum	PD	Port 1	Port 2
(dBm/RBW)	(dBm/RBW)	(dBm/RBW)	(dBm/RBW)
4.07	4.07	0.65	1.74



Summary

Mode	Result	Type	Freq (Hz)	Level (dBuV/m)	Limit (dBuV/m)	Margin (dB)	Factor (dB)	Dist (m)	Pol. (H/V)	Azimuth (°)	Height (m)	Comments
802.11ac VHT80_Nss1,(MCS0)_2TX	-	-	-	-	-	-	-	-	-	-	-	-
5.725-5.85GHz	Pass	PK	243.4M	41.26	46.00	-4.74	-17.29	3	V	360	1.00	-

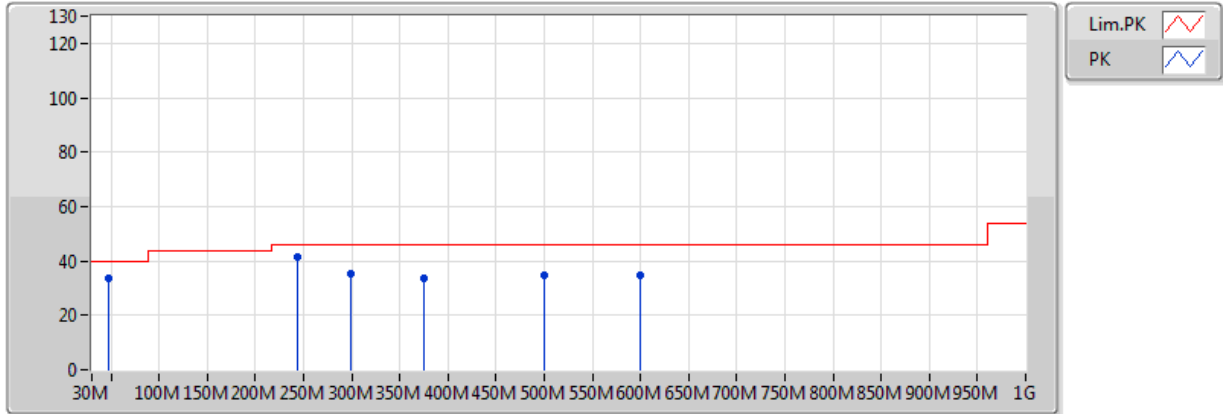


Result

Mode	Result	Type	Freq (Hz)	Level (dBuV/m)	Limit (dBuV/m)	Margin (dB)	Factor (dB)	Dist (m)	Pol. (H/V)	Azimuth (°)	Height (m)	Comments
802.11ac VHT80_Nss1,(MCS0)_2TX	-	-	-	-	-	-	-	-	-	-	-	-
5775MHz	Pass	PK	117.3M	25.25	43.50	-18.25	-18.62	3	H	0	1.00	-
5775MHz	Pass	PK	165.8M	28.69	43.50	-14.81	-19.42	3	H	0	1.00	-
5775MHz	Pass	PK	245.34M	33.61	46.00	-12.39	-17.02	3	H	0	1.00	-
5775MHz	Pass	PK	321M	32.17	46.00	-13.83	-14.98	3	H	0	1.00	-
5775MHz	Pass	PK	350.1M	35.30	46.00	-10.70	-14.11	3	H	0	1.00	-
5775MHz	Pass	PK	800.18M	36.61	46.00	-9.39	-5.70	3	H	0	1.00	-
5775MHz	Pass	PK	47.46M	33.66	40.00	-6.34	-21.56	3	V	360	1.00	-
5775MHz	Pass	PK	243.4M	41.26	46.00	-4.74	-17.29	3	V	360	1.00	-
5775MHz	Pass	PK	299.66M	35.27	46.00	-10.73	-15.32	3	V	360	1.00	-
5775MHz	Pass	PK	375.32M	33.70	46.00	-12.30	-13.42	3	V	360	1.00	-
5775MHz	Pass	PK	499.48M	34.82	46.00	-11.18	-10.22	3	V	360	1.00	-
5775MHz	Pass	PK	600.36M	34.60	46.00	-11.40	-8.70	3	V	360	1.00	-

802.11ac VHT80_Nss1,(MCS0)_2TX

5775MHz_Switching power supply

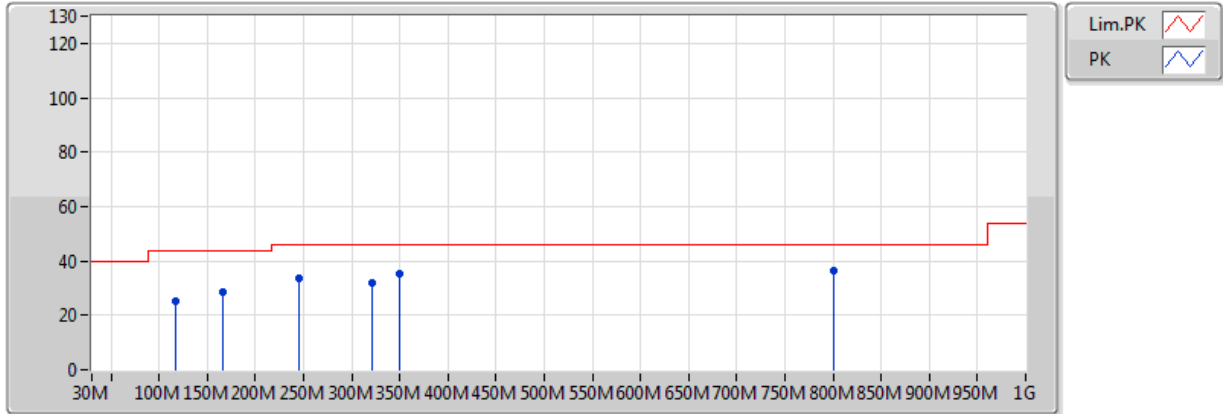


EUT= Zaxis

Type	Freq(Hz)	Level(dBuV/m)	Limit(dBuV/m)	Margin(dB)	Factor(dB)	Dist(m)	Pol.(H/V)	Azimuth(°)	Height(m)	Comments
PK	47.46M	33.66	40.00	-6.34	-21.56	3	V	360	1.00	-
PK	243.4M	41.26	46.00	-4.74	-17.29	3	V	360	1.00	-
PK	299.66M	35.27	46.00	-10.73	-15.32	3	V	360	1.00	-
PK	375.32M	33.70	46.00	-12.30	-13.42	3	V	360	1.00	-
PK	499.48M	34.82	46.00	-11.18	-10.22	3	V	360	1.00	-
PK	600.36M	34.60	46.00	-11.40	-8.70	3	V	360	1.00	-

802.11ac VHT80_Nss1,(MCS0)_2TX

5775MHz_Switching power supply



EUT= Zaxis

Type	Freq(Hz)	Level(dBuV/m)	Limit(dBuV/m)	Margin(dB)	Factor(dB)	Dist(m)	Pol.(H/V)	Azimuth(°)	Height(m)	Comments
PK	117.3M	25.25	43.50	-18.25	-18.62	3	H	0	1.00	-
PK	165.8M	28.69	43.50	-14.81	-19.42	3	H	0	1.00	-
PK	245.34M	33.61	46.00	-12.39	-17.02	3	H	0	1.00	-
PK	321M	32.17	46.00	-13.83	-14.98	3	H	0	1.00	-
PK	350.1M	35.30	46.00	-10.70	-14.11	3	H	0	1.00	-
PK	800.18M	36.61	46.00	-9.39	-5.70	3	H	0	1.00	-



Summary

Mode	Result	Type	Freq (Hz)	Level (dBuV/m)	Limit (dBuV/m)	Margin (dB)	Factor (dB)	Dist (m)	Pol. (H/V)	Azimuth (°)	Height (m)	Comments
802.11ac VHT80_Nss1,(MCS0)_2TX	-	-	-	-	-	-	-	-	-	-	-	-
5.15-5.25GHz	Pass	AV	5.149G	53.86	54.00	-0.14	2.88	3	H	78	3.67	-
802.11ac VHT20_Nss1,(MCS0)_2TX	-	-	-	-	-	-	-	-	-	-	-	-
5.725-5.85GHz	Pass	AV	11.65G	50.68	54.00	-3.32	13.50	3	V	17	3.64	-
802.11ac VHT80_Nss1,(MCS0)_2TX	-	-	-	-	-	-	-	-	-	-	-	-
5.15-5.25GHz	Pass	AV	5.149G	53.86	54.00	-0.14	2.88	3	H	78	3.67	-
802.11ac VHT20_Nss1,(MCS0)_2TX	-	-	-	-	-	-	-	-	-	-	-	-
5.725-5.85GHz	Pass	AV	11.65G	50.68	54.00	-3.32	13.50	3	V	17	3.64	-



Result

Mode	Result	Type	Freq (Hz)	Level (dBuV/m)	Limit (dBuV/m)	Margin (dB)	Factor (dB)	Dist (m)	Pol. (H/V)	Azimuth (°)	Height (m)	Comments
802.11a_(6Mbps)_2TX	-	-	-	-	-	-	-	-	-	-	-	-
5180MHz	Pass	AV	5.1492G	53.18	54.00	-0.82	2.88	3	H	96	3.65	-
5180MHz	Pass	AV	5.1856G	103.00	Inf	-Inf	2.92	3	H	96	3.65	-
5180MHz	Pass	AV	10.36G	48.32	54.00	-5.68	12.86	3	H	259	1.67	-
5180MHz	Pass	PK	5.1496G	64.42	74.00	-9.58	2.88	3	H	96	3.65	-
5180MHz	Pass	PK	5.176G	110.50	Inf	-Inf	2.91	3	H	96	3.65	-
5180MHz	Pass	PK	10.36G	55.76	74.00	-18.24	12.86	3	H	259	1.67	-
5180MHz	Pass	AV	5.149G	49.13	54.00	-4.87	2.88	3	V	126	3.50	-
5180MHz	Pass	AV	5.1748G	96.94	Inf	-Inf	2.91	3	V	126	3.50	-
5180MHz	Pass	AV	10.36G	47.68	54.00	-6.32	12.86	3	V	166	1.47	-
5180MHz	Pass	PK	5.1494G	60.05	74.00	-13.95	2.88	3	V	126	3.50	-
5180MHz	Pass	PK	5.175G	104.05	Inf	-Inf	2.91	3	V	126	3.50	-
5180MHz	Pass	PK	10.36G	56.25	74.00	-17.75	12.86	3	V	166	1.47	-
5200MHz	Pass	AV	5.1496G	52.96	54.00	-1.04	2.88	3	H	261	3.63	-
5200MHz	Pass	AV	5.1944G	106.34	Inf	-Inf	2.93	3	H	261	3.63	-
5200MHz	Pass	AV	10.48G	47.51	54.00	-6.49	13.17	3	H	259	1.67	-
5200MHz	Pass	PK	5.1484G	65.05	74.00	-8.95	2.88	3	H	261	3.63	-
5200MHz	Pass	PK	5.2036G	114.28	Inf	-Inf	2.94	3	H	261	3.63	-
5200MHz	Pass	PK	10.48G	57.03	74.00	-16.97	13.17	3	H	259	1.67	-
5200MHz	Pass	AV	5.1496G	47.12	54.00	-6.88	2.88	3	V	147	3.63	-
5200MHz	Pass	AV	5.1956G	100.85	Inf	-Inf	2.94	3	V	147	3.63	-
5200MHz	Pass	AV	10.48G	48.29	54.00	-5.71	13.17	3	V	165	1.48	-
5200MHz	Pass	PK	5.116G	58.02	74.00	-15.98	2.85	3	V	147	3.63	-
5200MHz	Pass	PK	5.1952G	108.40	Inf	-Inf	2.93	3	V	147	3.63	-
5200MHz	Pass	PK	10.48G	56.93	74.00	-17.07	13.17	3	V	165	1.48	-
5240MHz	Pass	AV	5.1494G	47.13	54.00	-6.87	2.88	3	H	257	3.58	-
5240MHz	Pass	AV	5.2346G	106.22	Inf	-Inf	2.98	3	H	257	3.58	-
5240MHz	Pass	AV	5.3528G	46.87	54.00	-7.13	3.11	3	H	257	3.58	-
5240MHz	Pass	AV	10.48G	48.82	54.00	-5.18	13.17	3	H	260	1.67	-
5240MHz	Pass	PK	5.0972G	57.66	74.00	-16.34	2.83	3	H	257	3.58	-
5240MHz	Pass	PK	5.2346G	114.07	Inf	-Inf	2.98	3	H	257	3.58	-
5240MHz	Pass	PK	5.3624G	56.99	74.00	-17.01	3.12	3	H	257	3.58	-
5240MHz	Pass	PK	10.48G	57.35	74.00	-16.65	13.17	3	H	260	1.67	-
5240MHz	Pass	AV	5.1398G	46.15	54.00	-7.85	2.87	3	V	13	3.67	-
5240MHz	Pass	AV	5.246G	99.74	Inf	-Inf	2.99	3	V	13	3.67	-
5240MHz	Pass	AV	5.3672G	45.57	54.00	-8.43	3.12	3	V	13	3.67	-
5240MHz	Pass	AV	10.48G	49.14	54.00	-4.86	13.17	3	V	165	1.48	-
5240MHz	Pass	PK	5.09G	57.02	74.00	-16.98	2.82	3	V	13	3.67	-
5240MHz	Pass	PK	5.2412G	107.48	Inf	-Inf	2.99	3	V	13	3.67	-
5240MHz	Pass	PK	5.3726G	56.39	74.00	-17.61	3.13	3	V	13	3.67	-
5240MHz	Pass	PK	10.48G	57.63	74.00	-16.37	13.17	3	V	165	1.48	-
802.11ac VHT20_Nss1,(MCS0)_2TX	-	-	-	-	-	-	-	-	-	-	-	-
5180MHz	Pass	AV	5.1488G	53.64	54.00	-0.36	2.88	3	H	75	3.69	-
5180MHz	Pass	AV	5.1764G	101.06	Inf	-Inf	2.91	3	H	75	3.69	-
5180MHz	Pass	AV	10.36G	48.44	54.00	-5.56	12.86	3	H	265	1.68	-
5180MHz	Pass	PK	5.1494G	64.95	74.00	-9.05	2.88	3	H	75	3.69	-
5180MHz	Pass	PK	5.1762G	108.47	Inf	-Inf	2.91	3	H	75	3.69	-
5180MHz	Pass	PK	10.36G	53.94	74.00	-20.06	12.86	3	H	265	1.68	-
5180MHz	Pass	AV	5.1492G	47.74	54.00	-6.26	2.88	3	V	135	2.01	-



RSE TX above 1GHz Result

Appendix E.2

Mode	Result	Type	Freq (Hz)	Level (dBuV/m)	Limit (dBuV/m)	Margin (dB)	Factor (dB)	Dist (m)	Pol. (H/V)	Azimuth (°)	Height (m)	Comments
5180MHz	Pass	AV	5.1814G	93.03	Inf	-Inf	2.92	3	V	135	2.01	-
5180MHz	Pass	AV	10.36G	49.74	54.00	-4.26	12.86	3	V	289	1.74	-
5180MHz	Pass	PK	5.1494G	58.68	74.00	-15.32	2.88	3	V	135	2.01	-
5180MHz	Pass	PK	5.1764G	100.35	Inf	-Inf	2.91	3	V	135	2.01	-
5180MHz	Pass	PK	10.36G	53.87	74.00	-20.13	12.86	3	V	289	1.74	-
5200MHz	Pass	AV	5.1496G	53.44	54.00	-0.56	2.88	3	H	251	3.66	-
5200MHz	Pass	AV	5.1932G	104.43	Inf	-Inf	2.93	3	H	251	3.66	-
5200MHz	Pass	PK	5.1484G	65.83	74.00	-8.17	2.88	3	H	251	3.66	-
5200MHz	Pass	PK	5.1936G	113.05	Inf	-Inf	2.93	3	H	251	3.66	-
5200MHz	Pass	AV	5.1496G	48.05	54.00	-5.95	2.88	3	V	133	1.64	-
5200MHz	Pass	AV	5.1952G	96.26	Inf	-Inf	2.93	3	V	133	1.64	-
5200MHz	Pass	PK	5.1496G	58.10	74.00	-15.90	2.88	3	V	133	1.64	-
5200MHz	Pass	PK	5.1952G	104.33	Inf	-Inf	2.93	3	V	133	1.64	-
5200MHz	Pass	AV	10.4G	45.77	54.00	-8.23	12.97	3	H	0	1.50	-
5200MHz	Pass	PK	10.4G	55.85	74.00	-18.15	12.97	3	H	0	1.50	-
5200MHz	Pass	AV	10.4G	45.80	54.00	-8.20	12.97	3	V	360	1.50	-
5200MHz	Pass	PK	10.4G	55.78	74.00	-18.22	12.97	3	V	360	1.50	-
5240MHz	Pass	AV	5.1482G	47.23	54.00	-6.77	2.88	3	H	255	3.53	-
5240MHz	Pass	AV	5.243G	104.76	Inf	-Inf	2.99	3	H	255	3.53	-
5240MHz	Pass	AV	5.3588G	46.29	54.00	-7.71	3.11	3	H	255	3.53	-
5240MHz	Pass	PK	5.1476G	57.66	74.00	-16.34	2.88	3	H	255	3.53	-
5240MHz	Pass	PK	5.246G	112.99	Inf	-Inf	2.99	3	H	255	3.53	-
5240MHz	Pass	PK	5.3702G	56.71	74.00	-17.29	3.13	3	H	255	3.53	-
5240MHz	Pass	AV	5.1428G	46.08	54.00	-7.92	2.88	3	V	133	1.64	-
5240MHz	Pass	AV	5.2328G	96.06	Inf	-Inf	2.98	3	V	133	1.64	-
5240MHz	Pass	AV	5.3816G	45.39	54.00	-8.61	3.14	3	V	133	1.64	-
5240MHz	Pass	PK	5.1188G	56.52	74.00	-17.48	2.85	3	V	133	1.64	-
5240MHz	Pass	PK	5.2382G	104.07	Inf	-Inf	2.98	3	V	133	1.64	-
5240MHz	Pass	PK	5.3732G	55.55	74.00	-18.45	3.13	3	V	133	1.64	-
5240MHz	Pass	AV	10.48G	46.29	54.00	-7.71	13.17	3	H	359	1.86	-
5240MHz	Pass	PK	10.48G	55.75	74.00	-18.25	13.17	3	H	359	1.86	-
5240MHz	Pass	AV	10.48G	46.31	54.00	-7.69	13.17	3	V	0	1.50	-
5240MHz	Pass	PK	10.48G	55.80	74.00	-18.20	13.17	3	V	0	1.50	-
802.11ac VHT40_Nss1,(MCS0)_2TX	-	-	-	-	-	-	-	-	-	-	-	-
5190MHz	Pass	AV	5.1496G	53.10	54.00	-0.90	2.88	3	H	81	3.64	-
5190MHz	Pass	AV	5.1964G	96.33	Inf	-Inf	2.94	3	H	81	3.64	-
5190MHz	Pass	PK	5.1464G	64.66	74.00	-9.34	2.88	3	H	81	3.64	-
5190MHz	Pass	PK	5.192G	103.31	Inf	-Inf	2.93	3	H	81	3.64	-
5190MHz	Pass	AV	5.1488G	48.83	54.00	-5.17	2.88	3	V	139	1.93	-
5190MHz	Pass	AV	5.184G	89.25	Inf	-Inf	2.92	3	V	139	1.93	-
5190MHz	Pass	PK	5.1488G	59.93	74.00	-14.07	2.88	3	V	139	1.93	-
5190MHz	Pass	PK	5.1868G	96.40	Inf	-Inf	2.93	3	V	139	1.93	-
5190MHz	Pass	AV	10.38G	44.95	54.00	-9.05	12.91	3	H	267	1.64	-
5190MHz	Pass	PK	10.38G	54.10	74.00	-19.90	12.91	3	H	267	1.64	-
5190MHz	Pass	AV	10.38G	44.92	54.00	-9.08	12.91	3	V	177	1.78	-
5190MHz	Pass	PK	10.38G	53.99	74.00	-20.01	12.91	3	V	177	1.78	-
5230MHz	Pass	AV	5.1492G	52.78	54.00	-1.22	2.88	3	H	101	3.56	-
5230MHz	Pass	AV	5.234G	101.63	Inf	-Inf	2.98	3	H	101	3.56	-
5230MHz	Pass	PK	5.1392G	64.41	74.00	-9.59	2.87	3	H	101	3.56	-



RSE TX above 1GHz Result

Appendix E.2

Mode	Result	Type	Freq (Hz)	Level (dBuV/m)	Limit (dBuV/m)	Margin (dB)	Factor (dB)	Dist (m)	Pol. (H/V)	Azimuth (°)	Height (m)	Comments
5230MHz	Pass	PK	5.232G	109.08	Inf	-Inf	2.98	3	H	101	3.56	-
5230MHz	Pass	AV	5.1492G	48.20	54.00	-5.80	2.88	3	V	139	1.93	-
5230MHz	Pass	AV	5.234G	93.56	Inf	-Inf	2.98	3	V	139	1.93	-
5230MHz	Pass	PK	5.1388G	57.94	74.00	-16.06	2.87	3	V	139	1.93	-
5230MHz	Pass	PK	5.2364G	101.60	Inf	-Inf	2.98	3	V	139	1.93	-
5230MHz	Pass	AV	10.46G	47.08	54.00	-6.92	13.12	3	H	266	1.65	-
5230MHz	Pass	PK	10.46G	56.90	74.00	-17.10	13.12	3	H	266	1.65	-
5230MHz	Pass	AV	10.46G	47.64	54.00	-6.36	13.12	3	V	177	1.78	-
5230MHz	Pass	PK	10.46G	56.22	74.00	-17.78	13.12	3	V	177	1.78	-
802.11a_(6Mbps)_2TX	-	-	-	-	-	-	-	-	-	-	-	-
5745MHz	Pass	AV	5.7414G	104.75	Inf	-Inf	3.49	3	H	90	3.64	-
5745MHz	Pass	PK	5.6262G	57.89	68.20	-10.31	3.39	3	H	90	3.64	-
5745MHz	Pass	PK	5.7462G	111.62	Inf	-Inf	3.50	3	H	90	3.64	-
5745MHz	Pass	PK	6.033G	56.96	68.20	-11.24	3.86	3	H	90	3.64	-
5745MHz	Pass	AV	5.7426G	101.79	Inf	-Inf	3.49	3	V	159	3.61	-
5745MHz	Pass	PK	5.6046G	57.53	68.20	-10.67	3.37	3	V	159	3.61	-
5745MHz	Pass	PK	5.7426G	108.94	Inf	-Inf	3.49	3	V	159	3.61	-
5745MHz	Pass	PK	5.9286G	58.10	68.20	-10.10	3.66	3	V	159	3.61	-
5745MHz	Pass	AV	11.49G	47.50	54.00	-6.50	13.75	3	H	160	1.50	-
5745MHz	Pass	PK	11.49G	56.52	74.00	-17.48	13.75	3	H	160	1.50	-
5745MHz	Pass	AV	11.49G	48.85	54.00	-5.15	13.75	3	V	173	3.57	-
5745MHz	Pass	PK	11.49G	55.51	74.00	-18.49	13.75	3	V	173	3.57	-
5785MHz	Pass	AV	5.7898G	105.17	Inf	-Inf	3.53	3	H	245	3.53	-
5785MHz	Pass	PK	5.6038G	56.39	68.20	-11.81	3.37	3	H	245	3.53	-
5785MHz	Pass	PK	5.7898G	112.64	Inf	-Inf	3.53	3	H	245	3.53	-
5785MHz	Pass	PK	6.025G	56.85	68.20	-11.35	3.82	3	H	245	3.53	-
5785MHz	Pass	AV	5.7898G	100.37	Inf	-Inf	3.53	3	V	160	3.69	-
5785MHz	Pass	PK	5.5174G	56.38	68.20	-11.82	3.30	3	V	160	3.69	-
5785MHz	Pass	PK	5.7898G	107.35	Inf	-Inf	3.53	3	V	160	3.69	-
5785MHz	Pass	PK	5.9362G	56.85	68.20	-11.35	3.66	3	V	160	3.69	-
5785MHz	Pass	AV	11.57G	47.56	54.00	-6.44	13.63	3	H	162	1.50	-
5785MHz	Pass	PK	11.57G	55.90	74.00	-18.10	13.63	3	H	162	1.50	-
5785MHz	Pass	AV	11.57G	48.14	54.00	-5.86	13.63	3	V	175	3.54	-
5785MHz	Pass	PK	11.57G	55.86	74.00	-18.14	13.63	3	V	175	3.54	-
5825MHz	Pass	AV	5.8286G	105.27	Inf	-Inf	3.57	3	H	271	3.69	-
5825MHz	Pass	PK	5.5802G	56.53	68.20	-11.67	3.35	3	H	271	3.69	-
5825MHz	Pass	PK	5.8238G	113.38	Inf	-Inf	3.56	3	H	271	3.69	-
5825MHz	Pass	PK	5.9306G	57.09	68.20	-11.11	3.66	3	H	271	3.69	-
5825MHz	Pass	AV	5.8238G	102.23	Inf	-Inf	3.56	3	V	170	3.67	-
5825MHz	Pass	PK	5.6414G	56.58	68.20	-11.62	3.41	3	V	170	3.67	-
5825MHz	Pass	PK	5.8238G	109.22	Inf	-Inf	3.56	3	V	170	3.67	-
5825MHz	Pass	PK	5.9318G	57.14	68.20	-11.06	3.66	3	V	170	3.67	-
5825MHz	Pass	AV	11.65G	47.47	54.00	-6.53	13.50	3	H	160	1.50	-
5825MHz	Pass	PK	11.65G	57.53	74.00	-16.47	13.50	3	H	160	1.50	-
5825MHz	Pass	AV	11.65G	48.49	54.00	-5.51	13.50	3	V	172	3.52	-
5825MHz	Pass	PK	11.65G	58.08	74.00	-15.92	13.50	3	V	172	3.52	-
802.11ac VHT20_Nss1,(MCS0)_2TX	-	-	-	-	-	-	-	-	-	-	-	-
5745MHz	Pass	AV	5.7438G	104.60	Inf	-Inf	3.50	3	H	84	3.63	-
5745MHz	Pass	PK	5.6118G	57.88	68.20	-10.32	3.38	3	H	84	3.63	-



RSE TX above 1GHz Result

Appendix E.2

Mode	Result	Type	Freq (Hz)	Level (dBuV/m)	Limit (dBuV/m)	Margin (dB)	Factor (dB)	Dist (m)	Pol. (H/V)	Azimuth (°)	Height (m)	Comments
5745MHz	Pass	PK	5.7438G	111.76	Inf	-Inf	3.50	3	H	84	3.63	-
5745MHz	Pass	PK	6.0006G	56.69	68.20	-11.51	3.72	3	H	84	3.63	-
5745MHz	Pass	AV	5.7414G	98.65	Inf	-Inf	3.49	3	V	147	3.65	-
5745MHz	Pass	PK	5.5326G	56.65	68.20	-11.55	3.31	3	V	147	3.65	-
5745MHz	Pass	PK	5.7414G	106.30	Inf	-Inf	3.49	3	V	147	3.65	-
5745MHz	Pass	PK	5.9466G	56.22	68.20	-11.98	3.67	3	V	147	3.65	-
5745MHz	Pass	AV	11.49G	48.26	54.00	-5.74	13.75	3	H	170	1.49	-
5745MHz	Pass	PK	11.49G	57.74	74.00	-16.26	13.75	3	H	170	1.49	-
5745MHz	Pass	AV	11.49G	49.65	54.00	-4.35	13.75	3	V	19	3.61	-
5745MHz	Pass	PK	11.49G	57.13	74.00	-16.87	13.75	3	V	19	3.61	-
5785MHz	Pass	AV	5.7862G	102.50	Inf	-Inf	3.53	3	H	84	3.63	-
5785MHz	Pass	PK	5.5822G	57.39	68.20	-10.81	3.35	3	H	84	3.63	-
5785MHz	Pass	PK	5.7862G	109.40	Inf	-Inf	3.53	3	H	84	3.63	-
5785MHz	Pass	PK	5.983G	56.52	68.20	-11.68	3.70	3	H	84	3.63	-
5785MHz	Pass	AV	5.7838G	97.20	Inf	-Inf	3.53	3	V	147	3.65	-
5785MHz	Pass	PK	5.6158G	56.34	68.20	-11.86	3.38	3	V	147	3.65	-
5785MHz	Pass	PK	5.7886G	104.55	Inf	-Inf	3.53	3	V	147	3.65	-
5785MHz	Pass	PK	5.9626G	57.16	68.20	-11.04	3.69	3	V	147	3.65	-
5785MHz	Pass	AV	11.57G	49.01	54.00	-4.99	13.63	3	H	169	1.50	-
5785MHz	Pass	PK	11.57G	56.87	74.00	-17.13	13.63	3	H	169	1.50	-
5785MHz	Pass	AV	11.57G	48.33	54.00	-5.67	13.63	3	V	17	3.63	-
5785MHz	Pass	PK	11.57G	56.65	74.00	-17.35	13.63	3	V	17	3.63	-
5825MHz	Pass	AV	5.8298G	102.79	Inf	-Inf	3.57	3	H	84	3.63	-
5825MHz	Pass	PK	5.5886G	57.01	68.20	-11.19	3.36	3	H	84	3.63	-
5825MHz	Pass	PK	5.8238G	110.03	Inf	-Inf	3.56	3	H	84	3.63	-
5825MHz	Pass	PK	5.9438G	56.87	68.20	-11.33	3.67	3	H	84	3.63	-
5825MHz	Pass	AV	5.831G	99.43	Inf	-Inf	3.57	3	V	147	3.65	-
5825MHz	Pass	PK	5.525G	56.80	68.20	-11.40	3.30	3	V	147	3.65	-
5825MHz	Pass	PK	5.831G	106.50	Inf	-Inf	3.57	3	V	147	3.65	-
5825MHz	Pass	PK	5.987G	56.68	68.20	-11.52	3.71	3	V	147	3.65	-
5825MHz	Pass	AV	11.65G	49.34	54.00	-4.66	13.50	3	H	171	1.48	-
5825MHz	Pass	PK	11.65G	57.68	74.00	-16.32	13.50	3	H	171	1.48	-
5825MHz	Pass	AV	11.65G	50.68	54.00	-3.32	13.50	3	V	17	3.64	-
5825MHz	Pass	PK	11.65G	58.04	74.00	-15.96	13.50	3	V	17	3.64	-
802.11ac VHT40_Nss1,(MCS0)_2TX	-	-	-	-	-	-	-	-	-	-	-	-
5755MHz	Pass	AV	5.7406G	101.90	Inf	-Inf	3.49	3	H	103	3.44	-
5755MHz	Pass	PK	5.6386G	58.65	68.20	-9.55	3.40	3	H	103	3.44	-
5755MHz	Pass	PK	5.7406G	109.05	Inf	-Inf	3.49	3	H	103	3.44	-
5755MHz	Pass	PK	5.9422G	57.04	68.20	-11.16	3.67	3	H	103	3.44	-
5755MHz	Pass	AV	5.7694G	99.00	Inf	-Inf	3.52	3	V	170	3.56	-
5755MHz	Pass	PK	5.6374G	57.60	68.20	-10.60	3.40	3	V	170	3.56	-
5755MHz	Pass	PK	5.7694G	106.27	Inf	-Inf	3.52	3	V	170	3.56	-
5755MHz	Pass	PK	6.0274G	57.28	68.20	-10.92	3.83	3	V	170	3.56	-
5755MHz	Pass	AV	11.51G	48.25	54.00	-5.75	13.72	3	H	166	1.54	-
5755MHz	Pass	PK	11.51G	57.51	74.00	-16.49	13.72	3	H	166	1.54	-
5755MHz	Pass	AV	11.51G	49.67	54.00	-4.33	13.72	3	V	19	3.63	-
5755MHz	Pass	PK	11.51G	57.41	74.00	-16.59	13.72	3	V	19	3.63	-
5795MHz	Pass	AV	5.7902G	100.43	Inf	-Inf	3.53	3	H	103	3.44	-
5795MHz	Pass	PK	5.6006G	57.17	68.20	-11.03	3.37	3	H	103	3.44	-



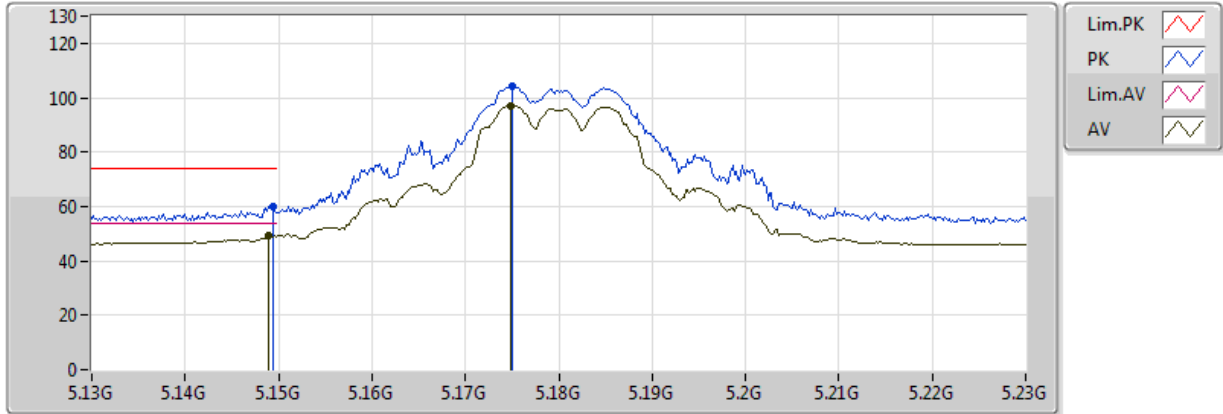
RSE TX above 1GHz Result

Appendix E.2

Mode	Result	Type	Freq (Hz)	Level (dBuV/m)	Limit (dBuV/m)	Margin (dB)	Factor (dB)	Dist (m)	Pol. (H/V)	Azimuth (°)	Height (m)	Comments
5795MHz	Pass	PK	5.7974G	107.40	Inf	-Inf	3.54	3	H	103	3.44	-
5795MHz	Pass	PK	5.9522G	58.10	68.20	-10.10	3.68	3	H	103	3.44	-
5795MHz	Pass	AV	5.7902G	99.34	Inf	-Inf	3.53	3	V	170	3.56	-
5795MHz	Pass	PK	5.6162G	57.95	68.20	-10.25	3.38	3	V	170	3.56	-
5795MHz	Pass	PK	5.7806G	106.62	Inf	-Inf	3.52	3	V	170	3.56	-
5795MHz	Pass	PK	5.9366G	56.78	68.20	-11.42	3.66	3	V	170	3.56	-
5795MHz	Pass	AV	11.59G	48.52	54.00	-5.48	13.59	3	H	167	1.55	-
5795MHz	Pass	PK	11.59G	57.02	74.00	-16.98	13.59	3	H	167	1.55	-
5795MHz	Pass	AV	11.59G	47.72	54.00	-6.28	13.59	3	V	21	3.60	-
5795MHz	Pass	PK	11.59G	57.53	74.00	-16.47	13.59	3	V	21	3.60	-
802.11ac VHT80_Nss1_(MCS0)_2TX	-	-	-	-	-	-	-	-	-	-	-	-
5210MHz	Pass	AV	5.149G	53.86	54.00	-0.14	2.88	3	H	78	3.67	-
5210MHz	Pass	AV	5.199G	93.29	Inf	-Inf	2.94	3	H	78	3.67	-
5210MHz	Pass	AV	5.351G	47.24	54.00	-6.76	3.11	3	H	78	3.67	-
5210MHz	Pass	PK	5.149G	68.61	74.00	-5.39	2.88	3	H	78	3.67	-
5210MHz	Pass	PK	5.201G	101.75	Inf	-Inf	2.94	3	H	78	3.67	-
5210MHz	Pass	PK	5.364G	58.89	74.00	-15.11	3.12	3	H	78	3.67	-
5210MHz	Pass	AV	5.149G	51.46	54.00	-2.54	2.88	3	V	131	2.05	-
5210MHz	Pass	AV	5.204G	87.74	Inf	-Inf	2.94	3	V	131	2.05	-
5210MHz	Pass	AV	5.392G	45.71	54.00	-8.29	3.15	3	V	131	2.05	-
5210MHz	Pass	PK	5.149G	66.02	74.00	-7.98	2.88	3	V	131	2.05	-
5210MHz	Pass	PK	5.22G	96.20	Inf	-Inf	2.96	3	V	131	2.05	-
5210MHz	Pass	PK	5.437G	56.98	74.00	-17.02	3.20	3	V	131	2.05	-
5210MHz	Pass	AV	10.42G	49.44	54.00	-4.56	13.02	3	H	169	1.80	-
5210MHz	Pass	PK	10.42G	57.24	74.00	-16.76	13.02	3	H	169	1.80	-
5210MHz	Pass	AV	10.42G	50.79	54.00	-3.21	13.02	3	V	180	1.72	-
5210MHz	Pass	PK	10.42G	58.56	74.00	-15.44	13.02	3	V	180	1.72	-
5775MHz	Pass	AV	5.763G	98.03	Inf	-Inf	3.51	3	H	93	3.16	-
5775MHz	Pass	PK	5.6514G	65.44	69.24	-3.79	3.42	3	H	93	3.16	-
5775MHz	Pass	PK	5.7618G	106.34	Inf	-Inf	3.51	3	H	93	3.16	-
5775MHz	Pass	PK	5.9274G	61.05	68.20	-7.15	3.65	3	H	93	3.16	-
5775MHz	Pass	AV	5.7642G	96.05	Inf	-Inf	3.51	3	V	202	3.59	-
5775MHz	Pass	PK	5.6394G	64.48	68.20	-3.72	3.41	3	V	202	3.59	-
5775MHz	Pass	PK	5.7642G	105.25	Inf	-Inf	3.51	3	V	202	3.59	-
5775MHz	Pass	PK	5.9322G	60.75	68.20	-7.45	3.66	3	V	202	3.59	-
5775MHz	Pass	AV	11.55G	46.69	54.00	-7.31	13.66	3	H	168	3.63	-
5775MHz	Pass	PK	11.55G	56.29	74.00	-17.71	13.66	3	H	168	3.63	-
5775MHz	Pass	AV	11.55G	48.83	54.00	-5.17	13.66	3	V	13	2.25	-
5775MHz	Pass	PK	11.55G	56.88	74.00	-17.12	13.66	3	V	13	2.25	-

802.11a_(6Mbps)_2TX

5180MHz_TX

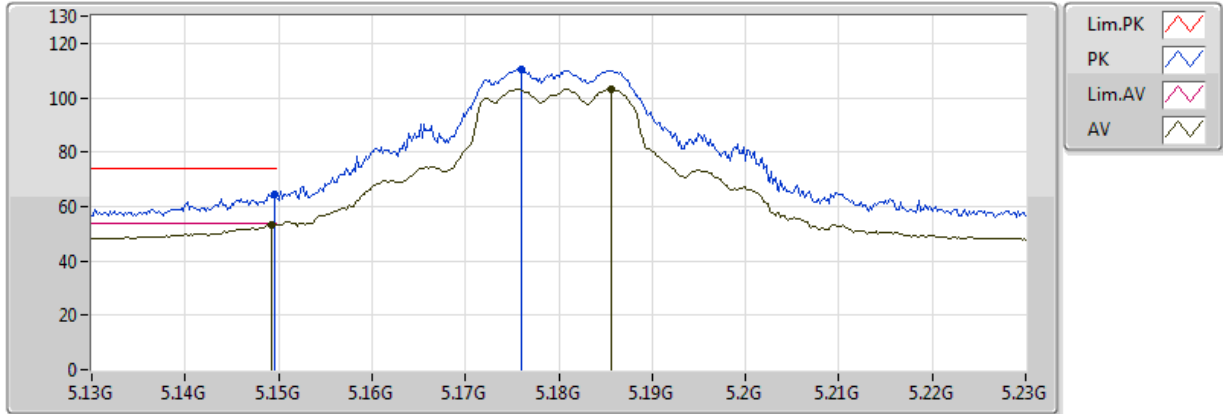


EUT= Zaxis

Type	Freq(Hz)	Level(dBuV/m)	Limit(dBuV/m)	Margin(dB)	Factor(dB)	Dist(m)	Pol.(H/V)	Azimuth(°)	Height(m)	Comments
AV	5.149G	49.13	54.00	-4.87	2.88	3	V	126	3.50	-
AV	5.1748G	96.94	Inf	-Inf	2.91	3	V	126	3.50	-
PK	5.1494G	60.05	74.00	-13.95	2.88	3	V	126	3.50	-
PK	5.175G	104.05	Inf	-Inf	2.91	3	V	126	3.50	-

802.11a_(6Mbps)_2TX

5180MHz_TX

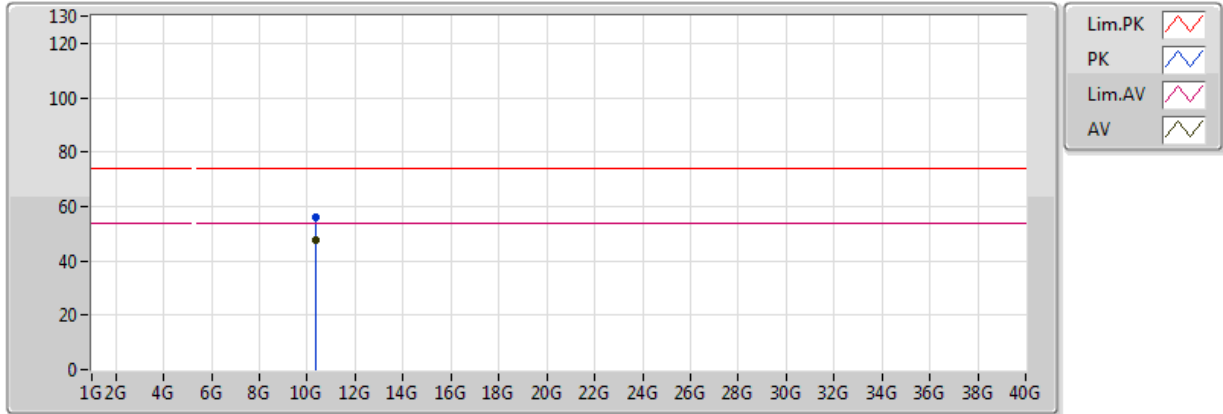


EUT= Zaxis

Type	Freq(Hz)	Level(dBuV/m)	Limit(dBuV/m)	Margin(dB)	Factor(dB)	Dist(m)	Pol.(H/V)	Azimuth(°)	Height(m)	Comments
AV	5.1492G	53.18	54.00	-0.82	2.88	3	H	96	3.65	-
AV	5.1856G	103.00	Inf	-Inf	2.92	3	H	96	3.65	-
PK	5.1496G	64.42	74.00	-9.58	2.88	3	H	96	3.65	-
PK	5.176G	110.50	Inf	-Inf	2.91	3	H	96	3.65	-

802.11a_(6Mbps)_2TX

5180MHz_TX

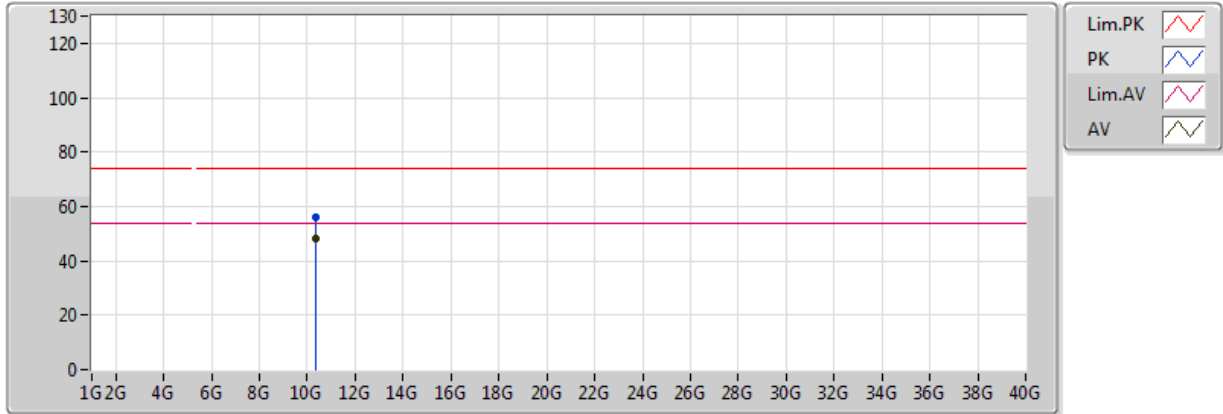


EUT= Zaxis

Type	Freq(Hz)	Level(dBuV/m)	Limit(dBuV/m)	Margin(dB)	Factor(dB)	Dist(m)	Pol.(H/V)	Azimuth(°)	Height(m)	Comments
AV	10.36G	47.68	54.00	-6.32	12.86	3	V	166	1.47	-
PK	10.36G	56.25	74.00	-17.75	12.86	3	V	166	1.47	-

802.11a_(6Mbps)_2TX

5180MHz_TX

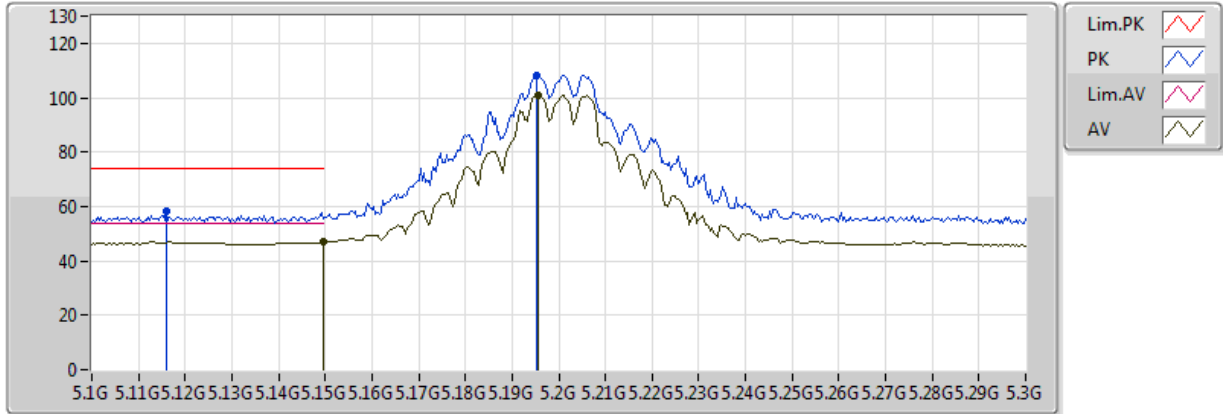


EUT= Zaxis

Type	Freq(Hz)	Level(dBuV/m)	Limit(dBuV/m)	Margin(dB)	Factor(dB)	Dist(m)	Pol.(H/V)	Azimuth(°)	Height(m)	Comments
AV	10.36G	48.32	54.00	-5.68	12.86	3	H	259	1.67	-
PK	10.36G	55.76	74.00	-18.24	12.86	3	H	259	1.67	-

802.11a_(6Mbps)_2TX

5200MHz_TX

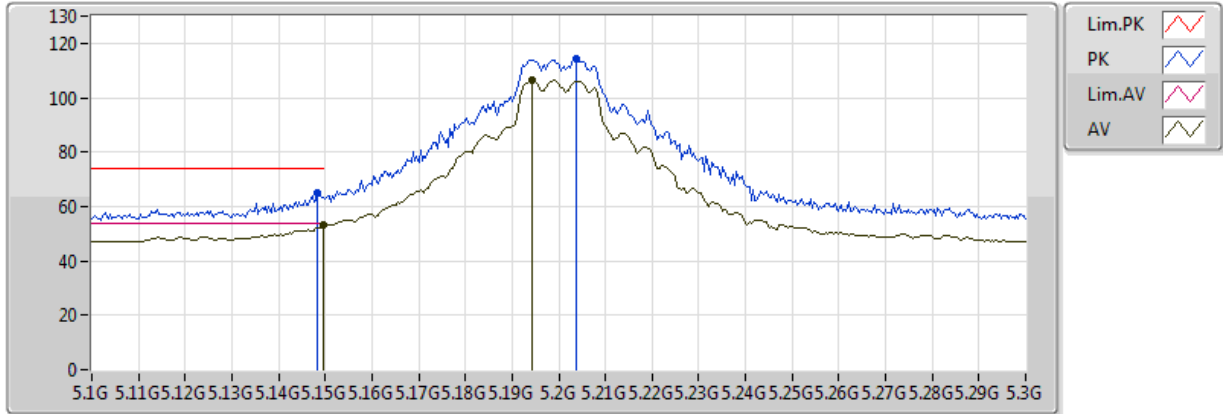


EUT= Zaxis

Type	Freq(Hz)	Level(dBuV/m)	Limit(dBuV/m)	Margin(dB)	Factor(dB)	Dist(m)	Pol.(H/V)	Azimuth(°)	Height(m)	Comments
AV	5.1496G	47.12	54.00	-6.88	2.88	3	V	147	3.63	-
AV	5.1956G	100.85	Inf	-Inf	2.94	3	V	147	3.63	-
PK	5.116G	58.02	74.00	-15.98	2.85	3	V	147	3.63	-
PK	5.1952G	108.40	Inf	-Inf	2.93	3	V	147	3.63	-

802.11a_(6Mbps)_2TX

5200MHz_TX

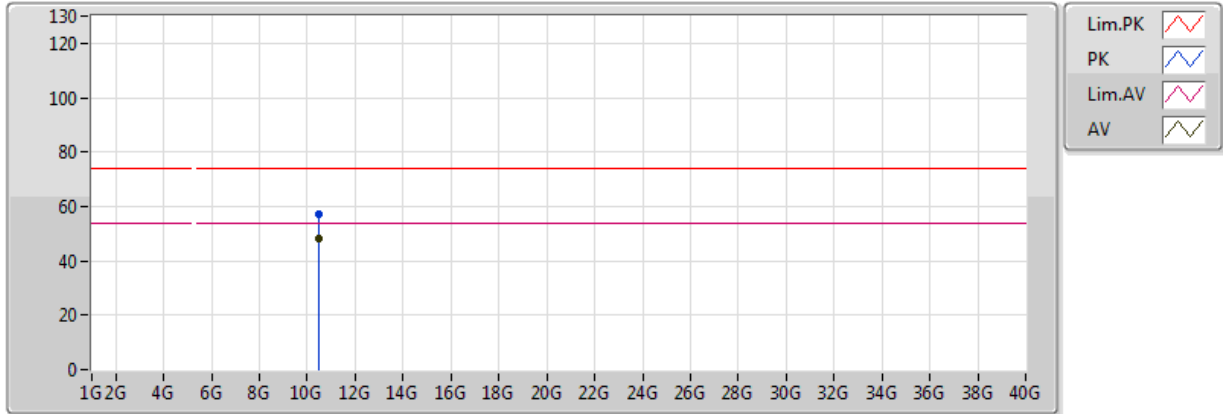


EUT= Zaxis

Type	Freq(Hz)	Level(dBuV/m)	Limit(dBuV/m)	Margin(dB)	Factor(dB)	Dist(m)	Pol.(H/V)	Azimuth(°)	Height(m)	Comments
AV	5.1496G	52.96	54.00	-1.04	2.88	3	H	261	3.63	-
AV	5.1944G	106.34	Inf	-Inf	2.93	3	H	261	3.63	-
PK	5.1484G	65.05	74.00	-8.95	2.88	3	H	261	3.63	-
PK	5.2036G	114.28	Inf	-Inf	2.94	3	H	261	3.63	-

802.11a_(6Mbps)_2TX

5200MHz_TX

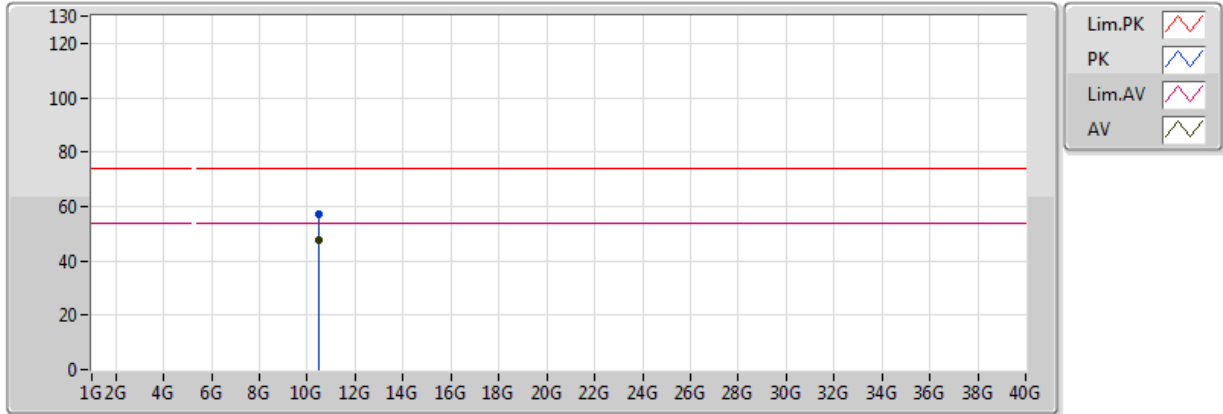


EUT= Zaxis

Type	Freq(Hz)	Level(dBuV/m)	Limit(dBuV/m)	Margin(dB)	Factor(dB)	Dist(m)	Pol.(H/V)	Azimuth(°)	Height(m)	Comments
AV	10.48G	48.29	54.00	-5.71	13.17	3	V	165	1.48	-
PK	10.48G	56.93	74.00	-17.07	13.17	3	V	165	1.48	-

802.11a_(6Mbps)_2TX

5200MHz_TX

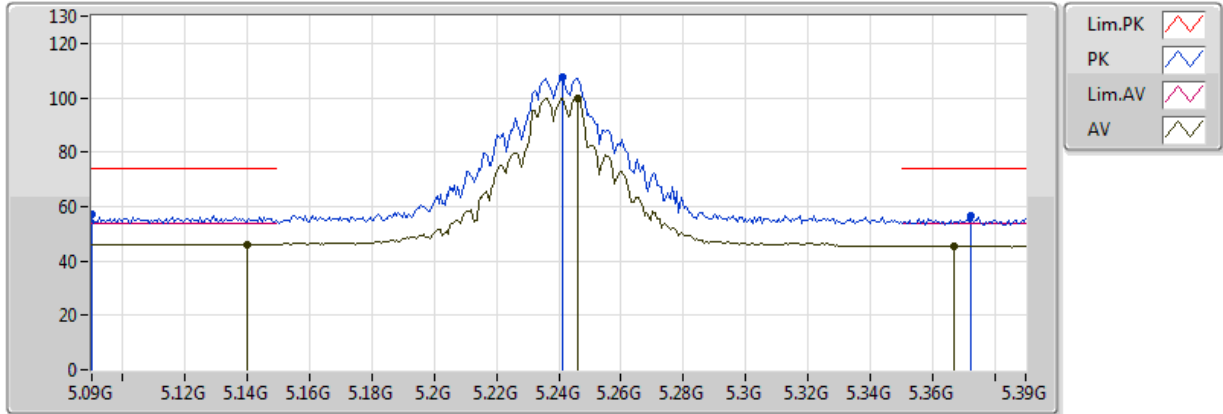


EUT= Zaxis

Type	Freq(Hz)	Level(dBuV/m)	Limit(dBuV/m)	Margin(dB)	Factor(dB)	Dist(m)	Pol.(H/V)	Azimuth(°)	Height(m)	Comments
AV	10.48G	47.51	54.00	-6.49	13.17	3	H	259	1.67	-
PK	10.48G	57.03	74.00	-16.97	13.17	3	H	259	1.67	-

802.11a_(6Mbps)_2TX

5240MHz_TX

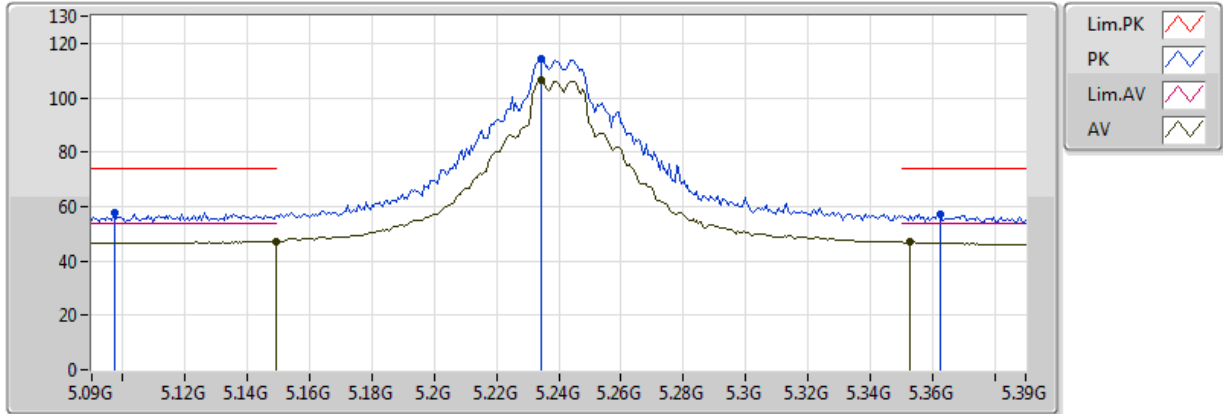


EUT= Zaxis

Type	Freq(Hz)	Level(dBuV/m)	Limit(dBuV/m)	Margin(dB)	Factor(dB)	Dist(m)	Pol.(H/V)	Azimuth(°)	Height(m)	Comments
AV	5.1398G	46.15	54.00	-7.85	2.87	3	V	13	3.67	-
AV	5.246G	99.74	Inf	-Inf	2.99	3	V	13	3.67	-
AV	5.3672G	45.57	54.00	-8.43	3.12	3	V	13	3.67	-
PK	5.09G	57.02	74.00	-16.98	2.82	3	V	13	3.67	-
PK	5.2412G	107.48	Inf	-Inf	2.99	3	V	13	3.67	-
PK	5.3726G	56.39	74.00	-17.61	3.13	3	V	13	3.67	-

802.11a_(6Mbps)_2TX

5240MHz_TX

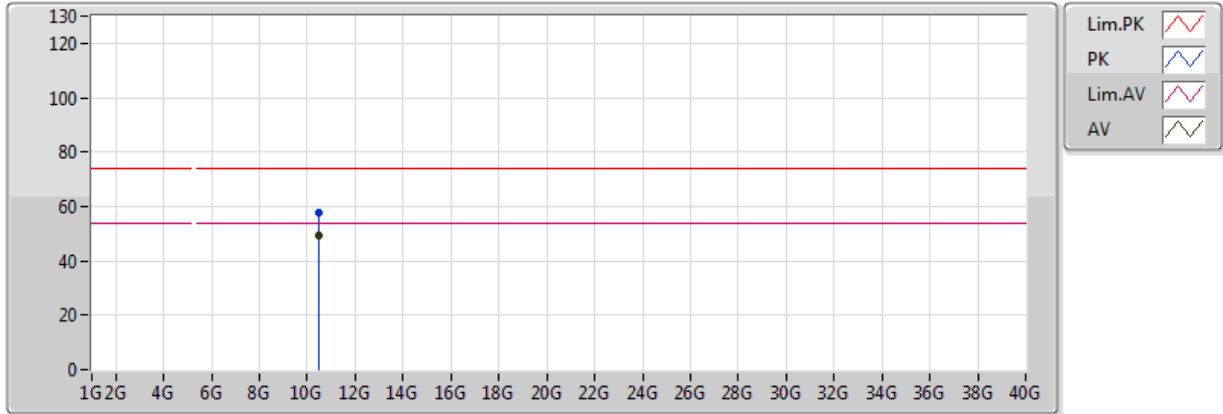


EUT= Zaxis

Type	Freq(Hz)	Level(dBuV/m)	Limit(dBuV/m)	Margin(dB)	Factor(dB)	Dist(m)	Pol.(H/V)	Azimuth(°)	Height(m)	Comments
AV	5.1494G	47.13	54.00	-6.87	2.88	3	H	257	3.58	-
AV	5.2346G	106.22	Inf	-Inf	2.98	3	H	257	3.58	-
AV	5.3528G	46.87	54.00	-7.13	3.11	3	H	257	3.58	-
PK	5.0972G	57.66	74.00	-16.34	2.83	3	H	257	3.58	-
PK	5.2346G	114.07	Inf	-Inf	2.98	3	H	257	3.58	-
PK	5.3624G	56.99	74.00	-17.01	3.12	3	H	257	3.58	-

802.11a_(6Mbps)_2TX

5240MHz_TX

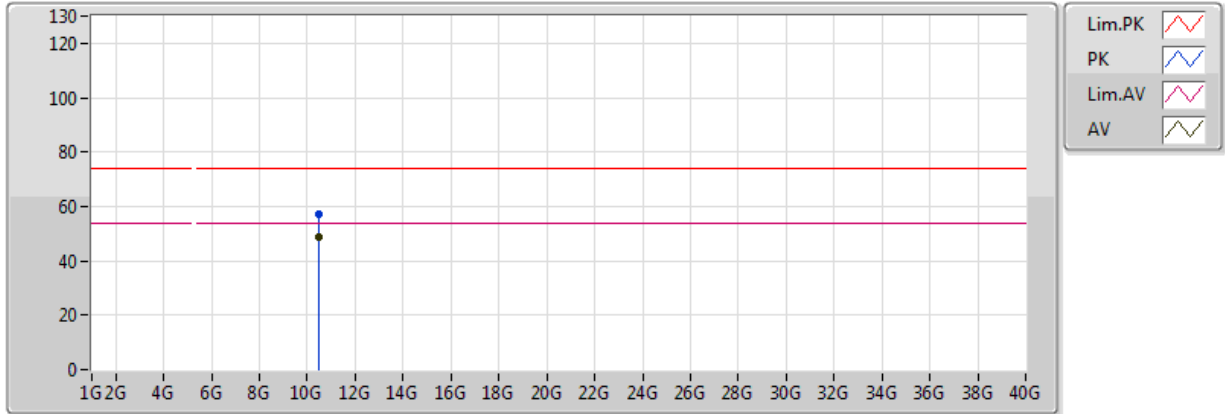


EUT= Zaxis

Type	Freq(Hz)	Level(dBuV/m)	Limit(dBuV/m)	Margin(dB)	Factor(dB)	Dist(m)	Pol.(H/V)	Azimuth(°)	Height(m)	Comments
AV	10.48G	49.14	54.00	-4.86	13.17	3	V	165	1.48	-
PK	10.48G	57.63	74.00	-16.37	13.17	3	V	165	1.48	-

802.11a_(6Mbps)_2TX

5240MHz_TX

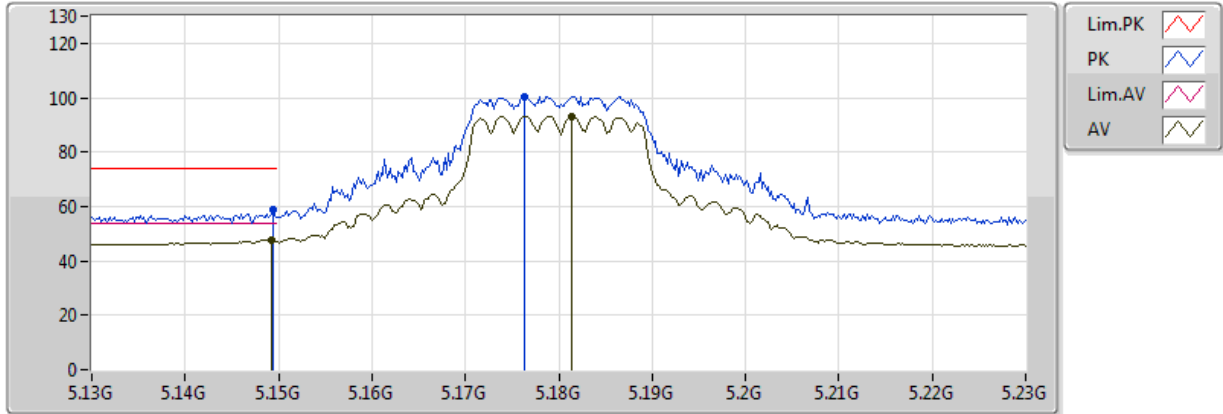


EUT= Zaxis

Type	Freq(Hz)	Level(dBuV/m)	Limit(dBuV/m)	Margin(dB)	Factor(dB)	Dist(m)	Pol.(H/V)	Azimuth(°)	Height(m)	Comments
AV	10.48G	48.82	54.00	-5.18	13.17	3	H	260	1.67	-
PK	10.48G	57.35	74.00	-16.65	13.17	3	H	260	1.67	-

802.11ac VHT20_Nss1,(MCS0)_2TX

5180MHz_TX

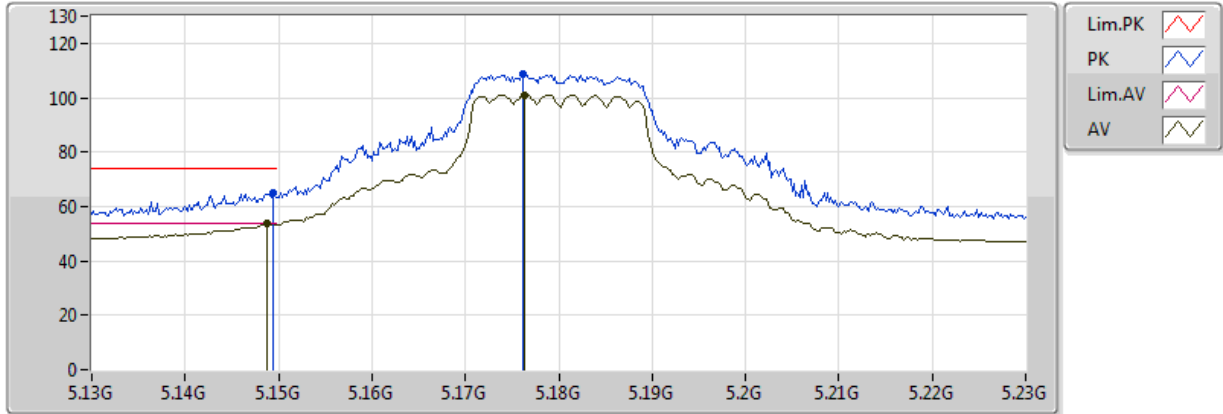


EUT= Zaxis

Type	Freq(Hz)	Level(dBuV/m)	Limit(dBuV/m)	Margin(dB)	Factor(dB)	Dist(m)	Pol.(H/V)	Azimuth(°)	Height(m)	Comments
AV	5.1492G	47.74	54.00	-6.26	2.88	3	V	135	2.01	-
AV	5.1814G	93.03	Inf	-Inf	2.92	3	V	135	2.01	-
PK	5.1494G	58.68	74.00	-15.32	2.88	3	V	135	2.01	-
PK	5.1764G	100.35	Inf	-Inf	2.91	3	V	135	2.01	-

802.11ac VHT20_Nss1,(MCS0)_2TX

5180MHz_TX

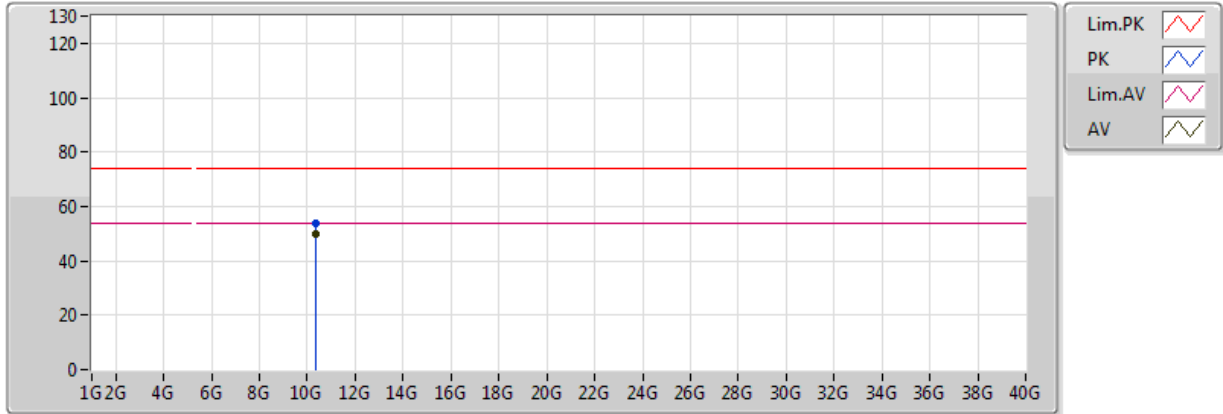


EUT= Zaxis

Type	Freq(Hz)	Level(dBuV/m)	Limit(dBuV/m)	Margin(dB)	Factor(dB)	Dist(m)	Pol.(H/V)	Azimuth(°)	Height(m)	Comments
AV	5.1488G	53.64	54.00	-0.36	2.88	3	H	75	3.69	-
AV	5.1764G	101.06	Inf	-Inf	2.91	3	H	75	3.69	-
PK	5.1494G	64.95	74.00	-9.05	2.88	3	H	75	3.69	-
PK	5.1762G	108.47	Inf	-Inf	2.91	3	H	75	3.69	-

802.11ac VHT20_Nss1,(MCS0)_2TX

5180MHz_TX

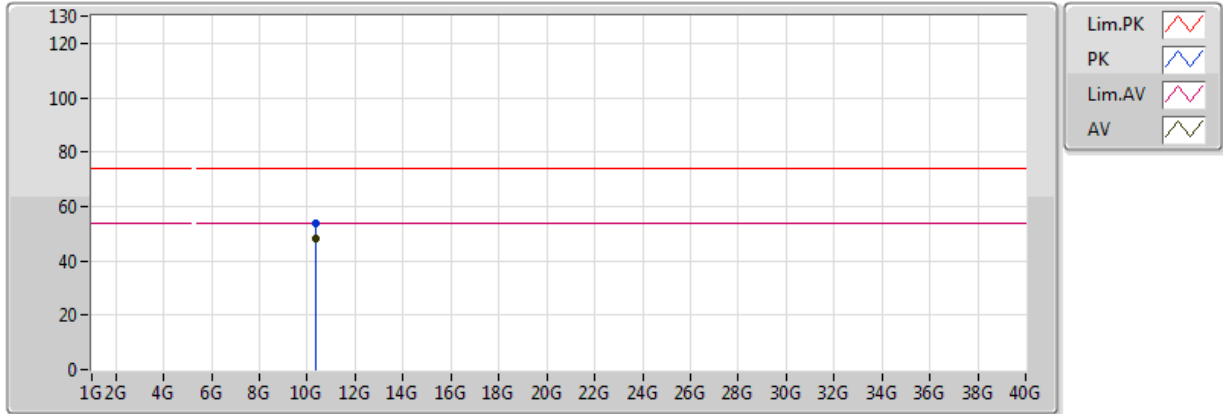


EUT= Zaxis

Type	Freq(Hz)	Level(dBuV/m)	Limit(dBuV/m)	Margin(dB)	Factor(dB)	Dist(m)	Pol.(H/V)	Azimuth(°)	Height(m)	Comments
AV	10.36G	49.74	54.00	-4.26	12.86	3	V	289	1.74	-
PK	10.36G	53.87	74.00	-20.13	12.86	3	V	289	1.74	-

802.11ac VHT20_Nss1,(MCS0)_2TX

5180MHz_TX

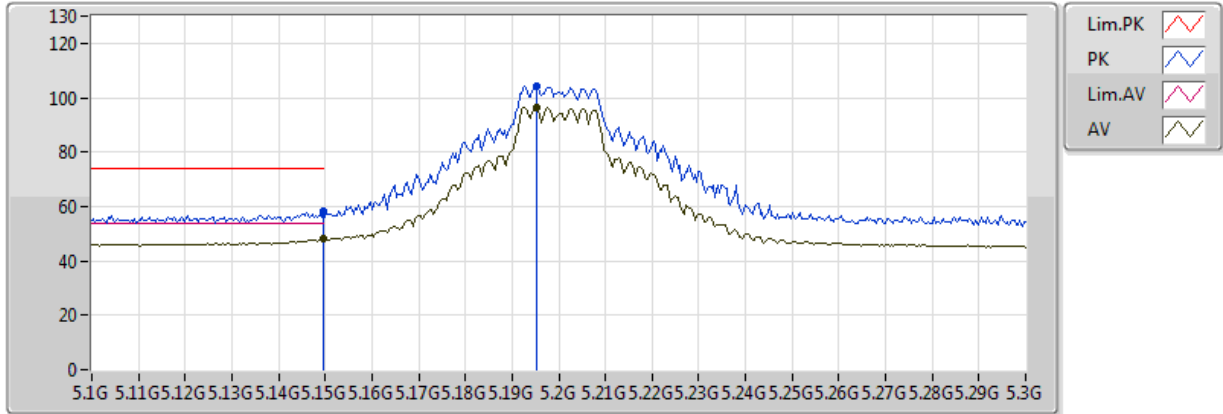


EUT= Zaxis

Type	Freq(Hz)	Level(dBuV/m)	Limit(dBuV/m)	Margin(dB)	Factor(dB)	Dist(m)	Pol.(H/V)	Azimuth(°)	Height(m)	Comments
AV	10.36G	48.44	54.00	-5.56	12.86	3	H	265	1.68	-
PK	10.36G	53.94	74.00	-20.06	12.86	3	H	265	1.68	-

802.11ac VHT20_Nss1,(MCS0)_2TX

5200MHz_TX

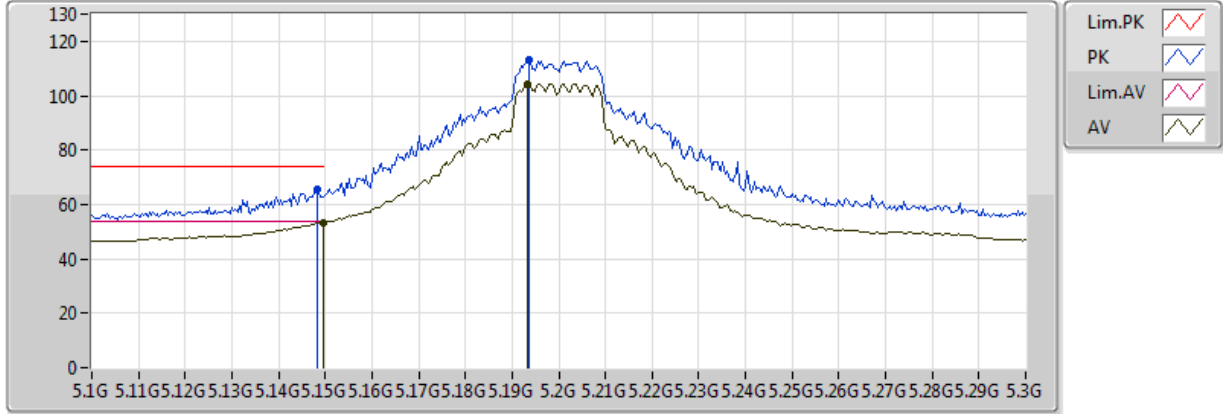


EUT= Zaxis

Type	Freq(Hz)	Level(dBuV/m)	Limit(dBuV/m)	Margin(dB)	Factor(dB)	Dist(m)	Pol.(H/V)	Azimuth(°)	Height(m)	Comments
AV	5.1496G	48.05	54.00	-5.95	2.88	3	V	133	1.64	-
AV	5.1952G	96.26	Inf	-Inf	2.93	3	V	133	1.64	-
PK	5.1496G	58.10	74.00	-15.90	2.88	3	V	133	1.64	-
PK	5.1952G	104.33	Inf	-Inf	2.93	3	V	133	1.64	-

802.11ac VHT20_Nss1,(MCS0)_2TX

5200MHz_TX

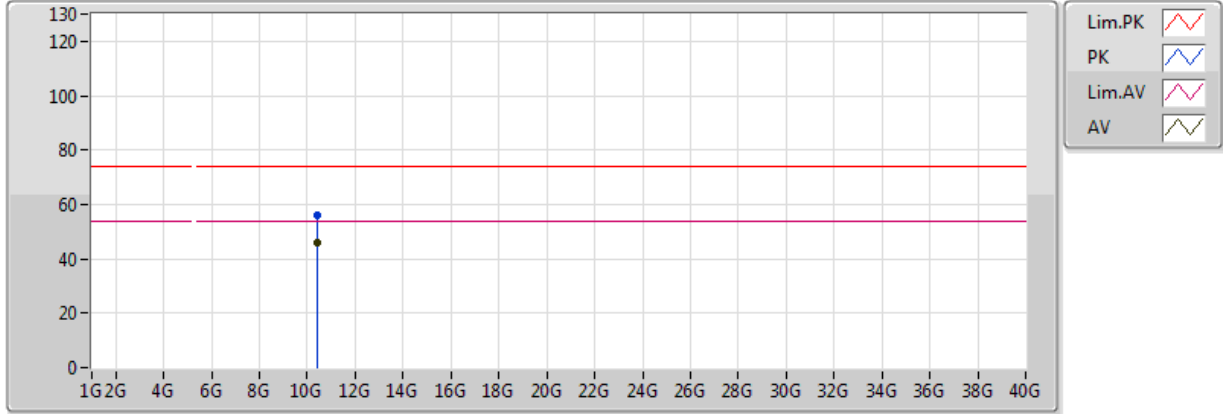


EUT= Zaxis

Type	Freq(Hz)	Level(dBuV/m)	Limit(dBuV/m)	Margin(dB)	Factor(dB)	Dist(m)	Pol.(H/V)	Azimuth(°)	Height(m)	Comments
AV	5.1496G	53.44	54.00	-0.56	2.88	3	H	251	3.66	-
AV	5.1932G	104.43	Inf	-Inf	2.93	3	H	251	3.66	-
PK	5.1484G	65.83	74.00	-8.17	2.88	3	H	251	3.66	-
PK	5.1936G	113.05	Inf	-Inf	2.93	3	H	251	3.66	-

802.11ac VHT20_Nss1,(MCS0)_2TX

5200MHz_TX

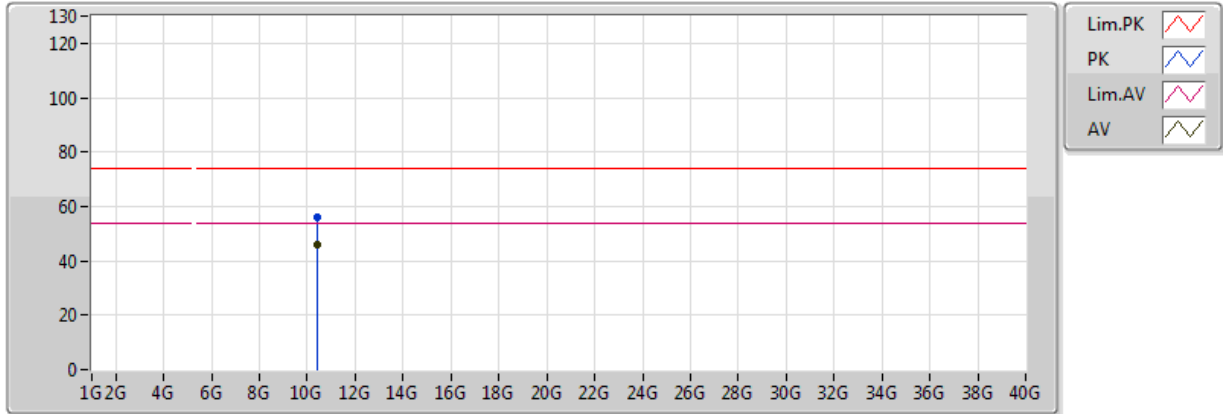


EUT= Zaxis

Type	Freq(Hz)	Level(dBuV/m)	Limit(dBuV/m)	Margin(dB)	Factor(dB)	Dist(m)	Pol.(H/V)	Azimuth(°)	Height(m)	Comments
AV	10.4G	45.80	54.00	-8.20	12.97	3	V	360	1.50	-
PK	10.4G	55.78	74.00	-18.22	12.97	3	V	360	1.50	-

802.11ac VHT20_Nss1,(MCS0)_2TX

5200MHz_TX

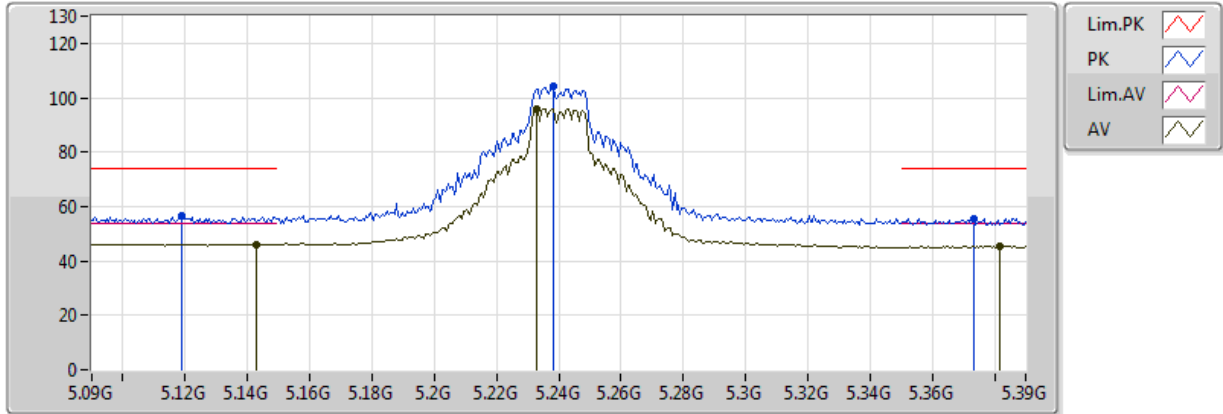


EUT= Zaxis

Type	Freq(Hz)	Level(dBuV/m)	Limit(dBuV/m)	Margin(dB)	Factor(dB)	Dist(m)	Pol.(H/V)	Azimuth(°)	Height(m)	Comments
AV	10.4G	45.77	54.00	-8.23	12.97	3	H	0	1.50	-
PK	10.4G	55.85	74.00	-18.15	12.97	3	H	0	1.50	-

802.11ac VHT20_Nss1,(MCS0)_2TX

5240MHz_TX

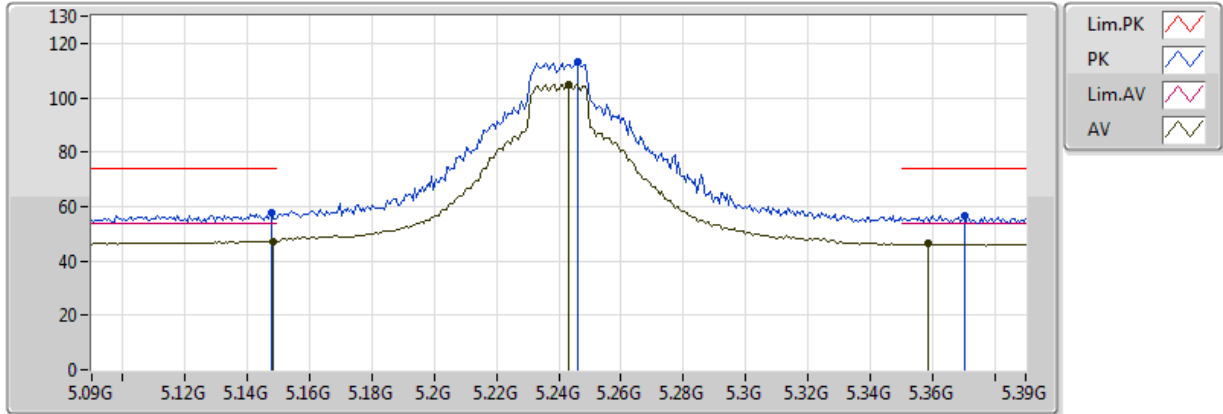


EUT= Zaxis

Type	Freq(Hz)	Level(dBuV/m)	Limit(dBuV/m)	Margin(dB)	Factor(dB)	Dist(m)	Pol.(H/V)	Azimuth(°)	Height(m)	Comments
AV	5.1428G	46.08	54.00	-7.92	2.88	3	V	133	1.64	-
AV	5.2328G	96.06	Inf	-Inf	2.98	3	V	133	1.64	-
AV	5.3816G	45.39	54.00	-8.61	3.14	3	V	133	1.64	-
PK	5.1188G	56.52	74.00	-17.48	2.85	3	V	133	1.64	-
PK	5.2382G	104.07	Inf	-Inf	2.98	3	V	133	1.64	-
PK	5.3732G	55.55	74.00	-18.45	3.13	3	V	133	1.64	-

802.11ac VHT20_Nss1,(MCS0)_2TX

5240MHz_TX

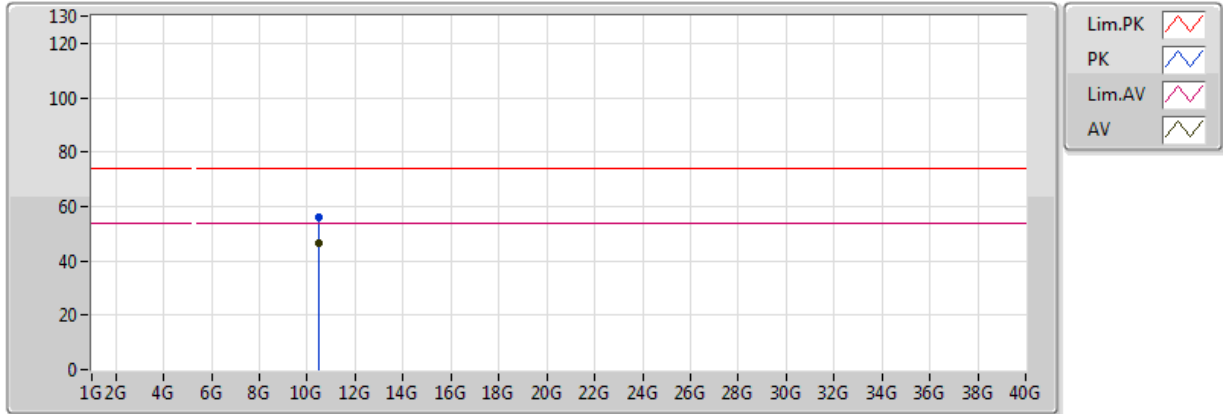


EUT= Zaxis

Type	Freq(Hz)	Level(dBuV/m)	Limit(dBuV/m)	Margin(dB)	Factor(dB)	Dist(m)	Pol.(H/V)	Azimuth(°)	Height(m)	Comments
AV	5.1482G	47.23	54.00	-6.77	2.88	3	H	255	3.53	-
AV	5.243G	104.76	Inf	-Inf	2.99	3	H	255	3.53	-
AV	5.3588G	46.29	54.00	-7.71	3.11	3	H	255	3.53	-
PK	5.1476G	57.66	74.00	-16.34	2.88	3	H	255	3.53	-
PK	5.246G	112.99	Inf	-Inf	2.99	3	H	255	3.53	-
PK	5.3702G	56.71	74.00	-17.29	3.13	3	H	255	3.53	-

802.11ac VHT20_Nss1,(MCS0)_2TX

5240MHz_TX

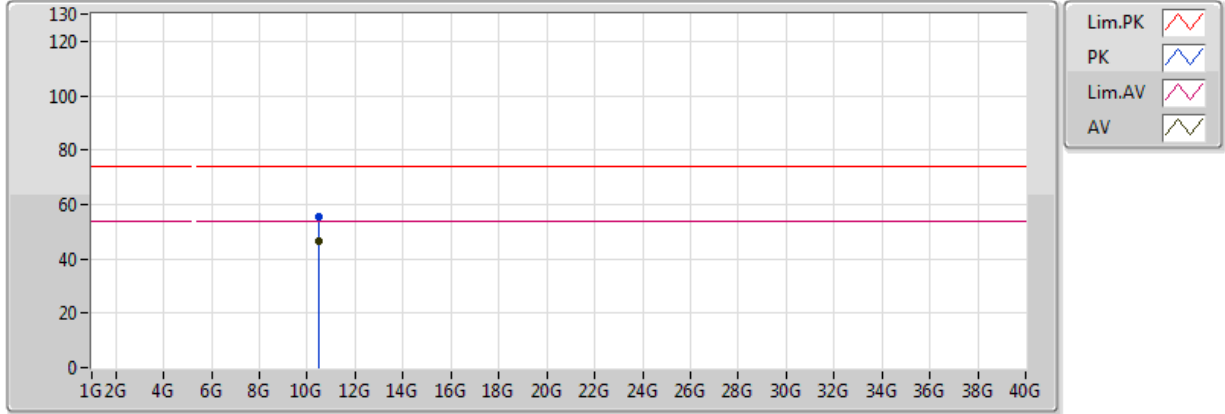


EUT= Zaxis

Type	Freq(Hz)	Level(dBuV/m)	Limit(dBuV/m)	Margin(dB)	Factor(dB)	Dist(m)	Pol.(H/V)	Azimuth(°)	Height(m)	Comments
AV	10.48G	46.31	54.00	-7.69	13.17	3	V	0	1.50	-
PK	10.48G	55.80	74.00	-18.20	13.17	3	V	0	1.50	-

802.11ac VHT20_Nss1,(MCS0)_2TX

5240MHz_TX

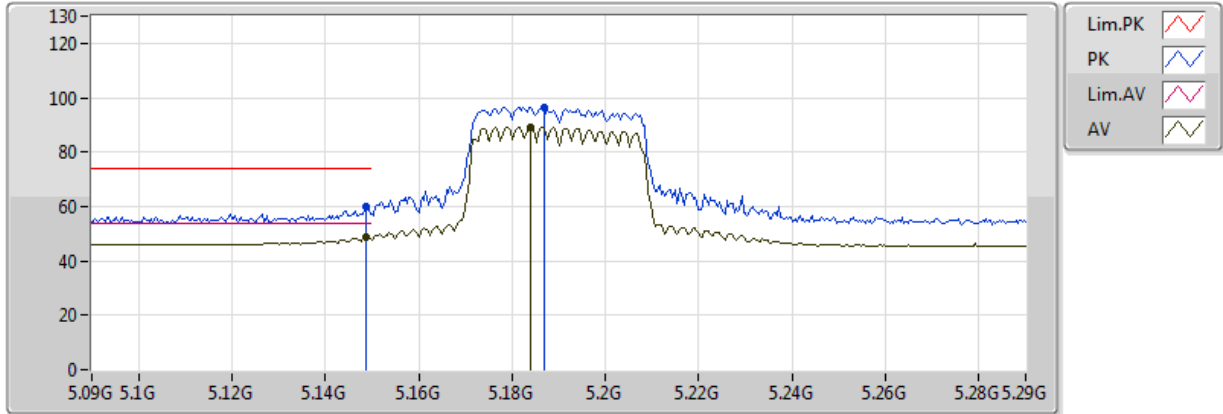


EUT= Zaxis

Type	Freq(Hz)	Level(dBuV/m)	Limit(dBuV/m)	Margin(dB)	Factor(dB)	Dist(m)	Pol.(H/V)	Azimuth(°)	Height(m)	Comments
AV	10.48G	46.29	54.00	-7.71	13.17	3	H	359	1.86	-
PK	10.48G	55.75	74.00	-18.25	13.17	3	H	359	1.86	-

802.11ac VHT40_Nss1,(MCS0)_2TX

5190MHz_TX

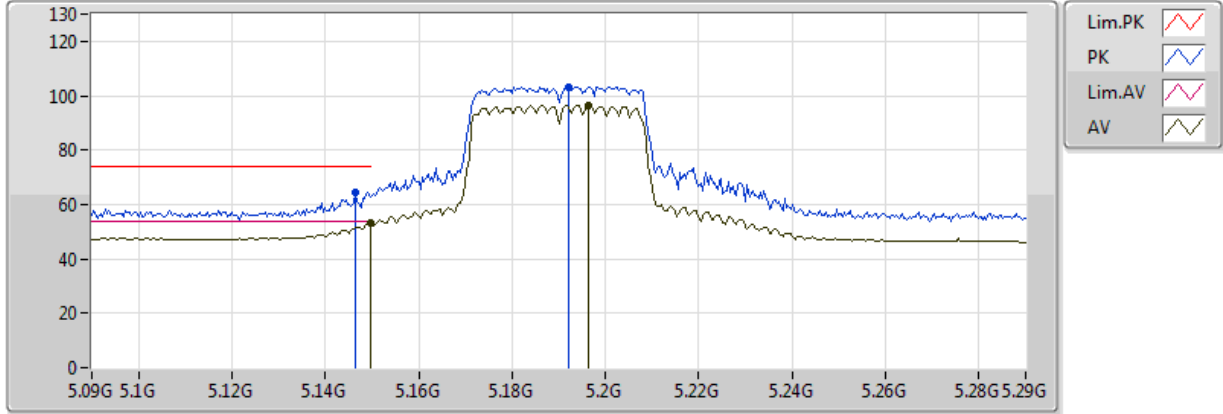


EUT= Zaxis

Type	Freq(Hz)	Level(dBuV/m)	Limit(dBuV/m)	Margin(dB)	Factor(dB)	Dist(m)	Pol.(H/V)	Azimuth(°)	Height(m)	Comments
AV	5.1488G	48.83	54.00	-5.17	2.88	3	V	139	1.93	-
AV	5.184G	89.25	Inf	-Inf	2.92	3	V	139	1.93	-
PK	5.1488G	59.93	74.00	-14.07	2.88	3	V	139	1.93	-
PK	5.1868G	96.40	Inf	-Inf	2.93	3	V	139	1.93	-

802.11ac VHT40_Nss1,(MCS0)_2TX

5190MHz_TX

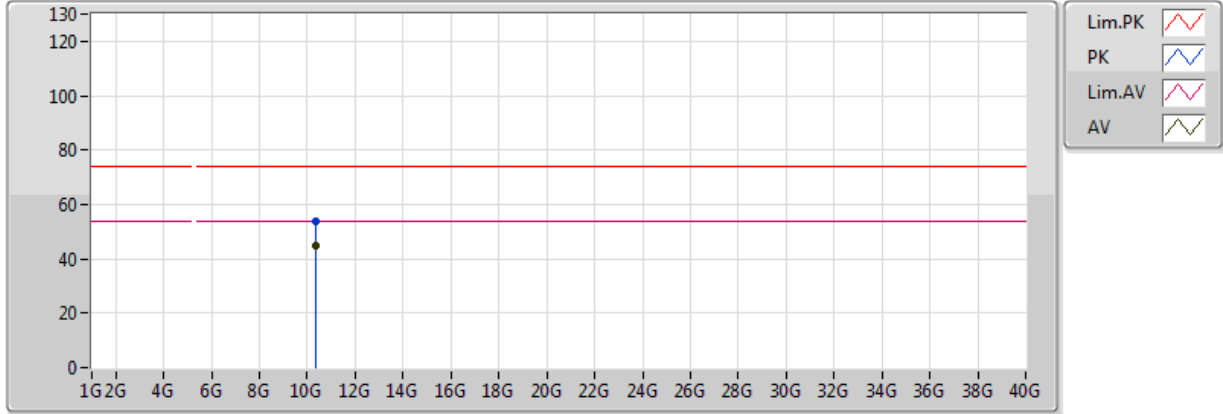


EUT= Zaxis

Type	Freq(Hz)	Level(dBuV/m)	Limit(dBuV/m)	Margin(dB)	Factor(dB)	Dist(m)	Pol.(H/V)	Azimuth(°)	Height(m)	Comments
AV	5.1496G	53.10	54.00	-0.90	2.88	3	H	81	3.64	-
AV	5.1964G	96.33	Inf	-Inf	2.94	3	H	81	3.64	-
PK	5.1464G	64.66	74.00	-9.34	2.88	3	H	81	3.64	-
PK	5.192G	103.31	Inf	-Inf	2.93	3	H	81	3.64	-

802.11ac VHT40_Nss1,(MCS0)_2TX

5190MHz_TX

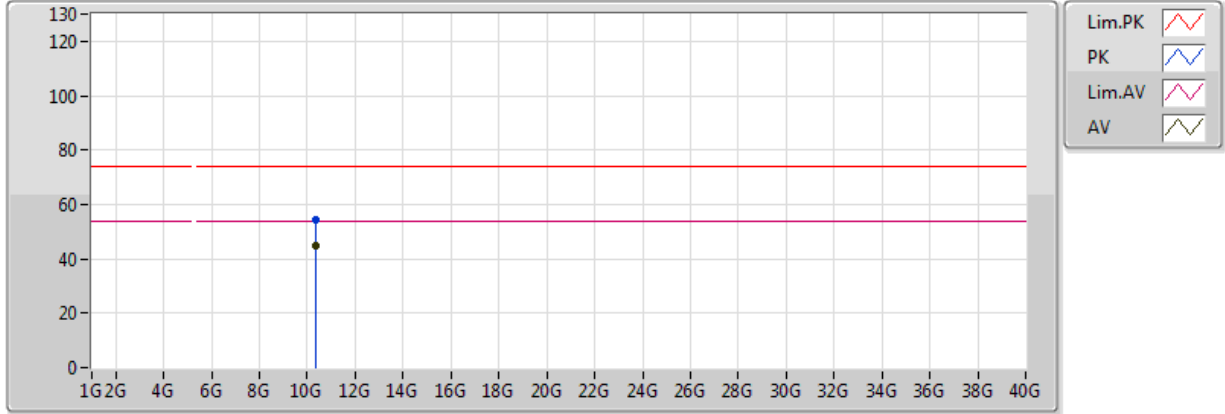


EUT= Zaxis

Type	Freq(Hz)	Level(dBuV/m)	Limit(dBuV/m)	Margin(dB)	Factor(dB)	Dist(m)	Pol.(H/V)	Azimuth(°)	Height(m)	Comments
AV	10.38G	44.92	54.00	-9.08	12.91	3	V	177	1.78	-
PK	10.38G	53.99	74.00	-20.01	12.91	3	V	177	1.78	-

802.11ac VHT40_Nss1,(MCS0)_2TX

5190MHz_TX

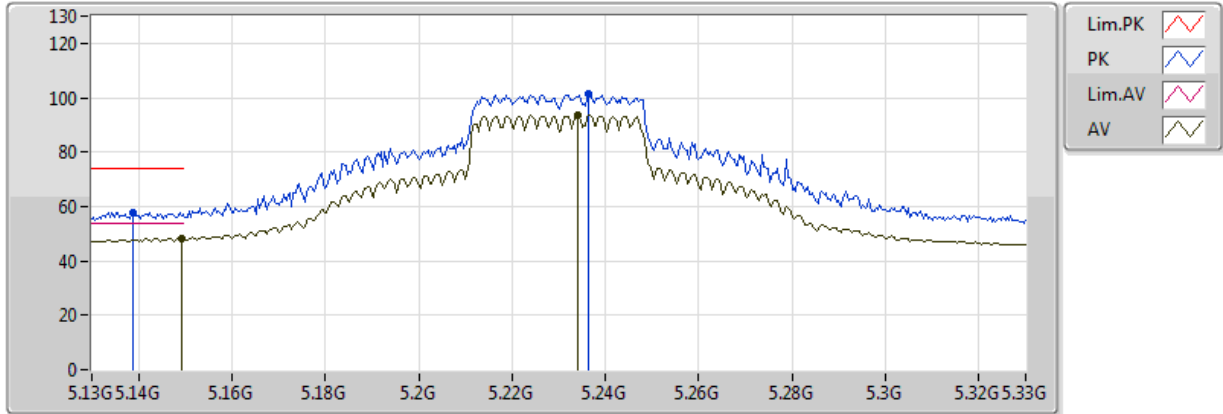


EUT= Zaxis

Type	Freq(Hz)	Level(dBuV/m)	Limit(dBuV/m)	Margin(dB)	Factor(dB)	Dist(m)	Pol.(H/V)	Azimuth(°)	Height(m)	Comments
AV	10.38G	44.95	54.00	-9.05	12.91	3	H	267	1.64	-
PK	10.38G	54.10	74.00	-19.90	12.91	3	H	267	1.64	-

802.11ac VHT40_Nss1,(MCS0)_2TX

5230MHz_TX

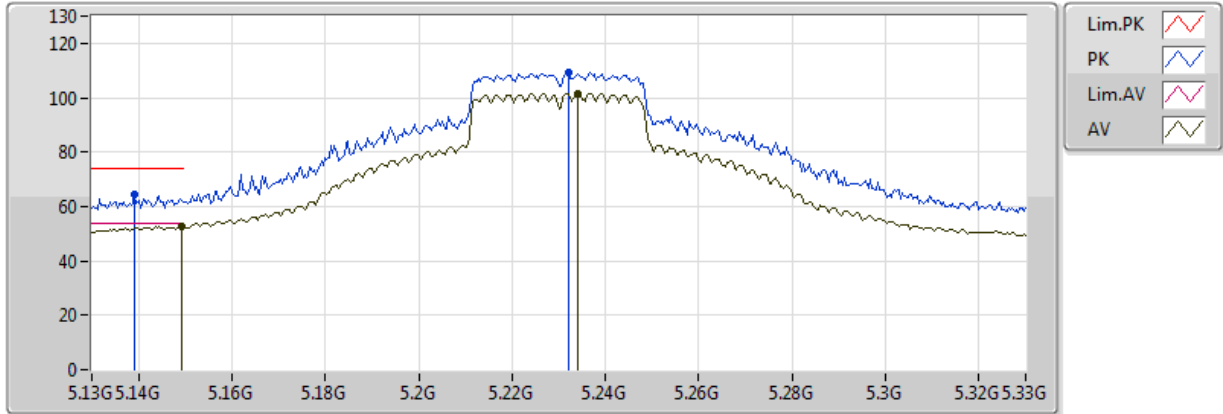


EUT= Zaxis

Type	Freq(Hz)	Level(dBuV/m)	Limit(dBuV/m)	Margin(dB)	Factor(dB)	Dist(m)	Pol.(H/V)	Azimuth(°)	Height(m)	Comments
AV	5.1492G	48.20	54.00	-5.80	2.88	3	V	139	1.93	-
AV	5.234G	93.56	Inf	-Inf	2.98	3	V	139	1.93	-
PK	5.1388G	57.94	74.00	-16.06	2.87	3	V	139	1.93	-
PK	5.2364G	101.60	Inf	-Inf	2.98	3	V	139	1.93	-

802.11ac VHT40_Nss1,(MCS0)_2TX

5230MHz_TX

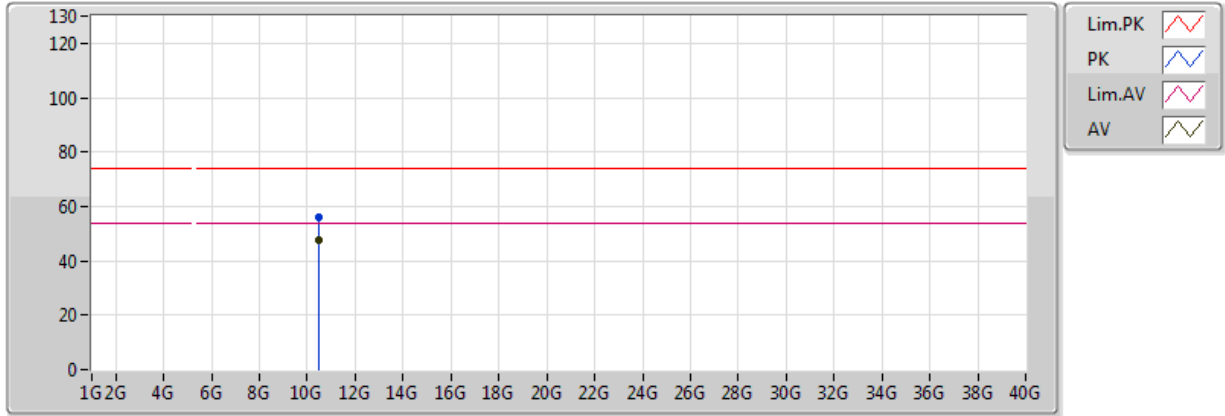


EUT= Zaxis

Type	Freq(Hz)	Level(dBuV/m)	Limit(dBuV/m)	Margin(dB)	Factor(dB)	Dist(m)	Pol.(H/V)	Azimuth(°)	Height(m)	Comments
AV	5.1492G	52.78	54.00	-1.22	2.88	3	H	101	3.56	-
AV	5.234G	101.63	Inf	-Inf	2.98	3	H	101	3.56	-
PK	5.1392G	64.41	74.00	-9.59	2.87	3	H	101	3.56	-
PK	5.232G	109.08	Inf	-Inf	2.98	3	H	101	3.56	-

802.11ac VHT40_Nss1,(MCS0)_2TX

5230MHz_TX

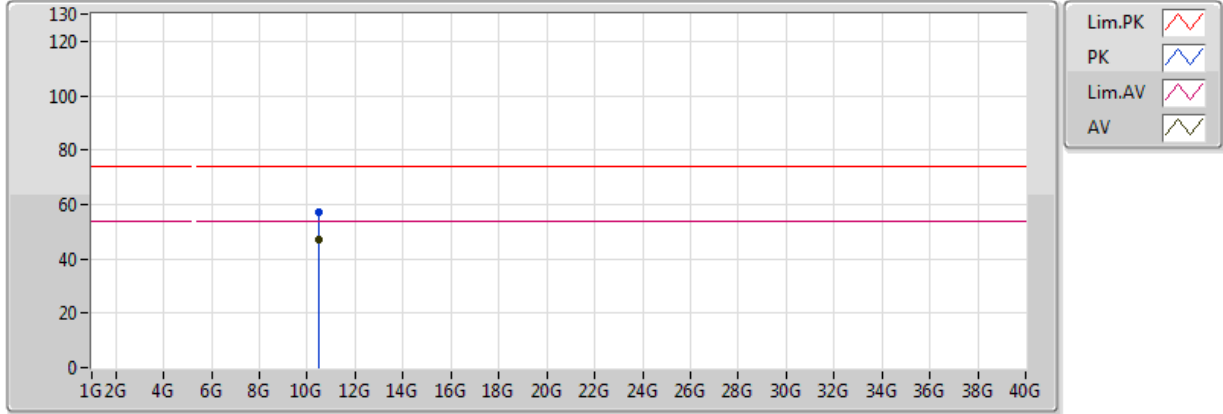


EUT= Zaxis

Type	Freq(Hz)	Level(dBuV/m)	Limit(dBuV/m)	Margin(dB)	Factor(dB)	Dist(m)	Pol.(H/V)	Azimuth(°)	Height(m)	Comments
AV	10.46G	47.64	54.00	-6.36	13.12	3	V	177	1.78	-
PK	10.46G	56.22	74.00	-17.78	13.12	3	V	177	1.78	-

802.11ac VHT40_Nss1,(MCS0)_2TX

5230MHz_TX

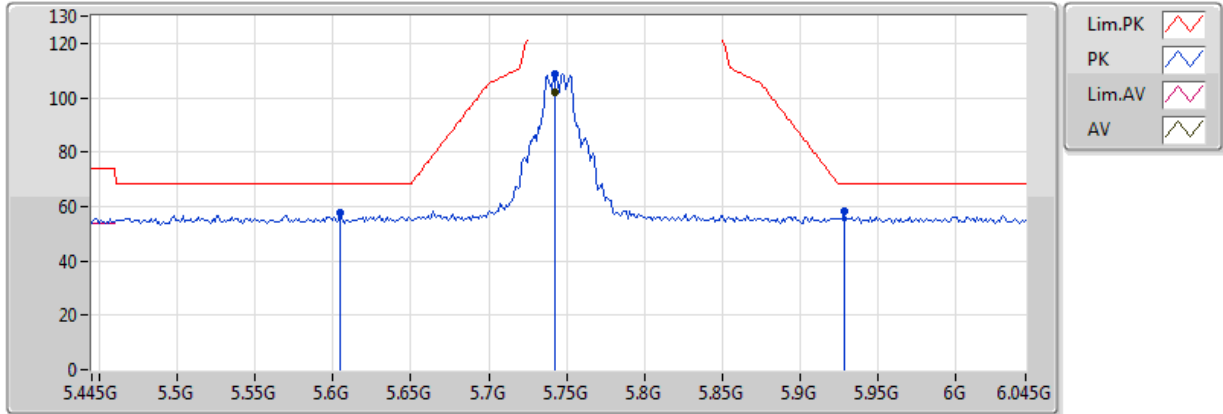


EUT= Zaxis

Type	Freq(Hz)	Level(dBuV/m)	Limit(dBuV/m)	Margin(dB)	Factor(dB)	Dist(m)	Pol.(H/V)	Azimuth(°)	Height(m)	Comments
AV	10.46G	47.08	54.00	-6.92	13.12	3	H	266	1.65	-
PK	10.46G	56.90	74.00	-17.10	13.12	3	H	266	1.65	-

802.11a_(6Mbps)_2TX

5745MHz_TX

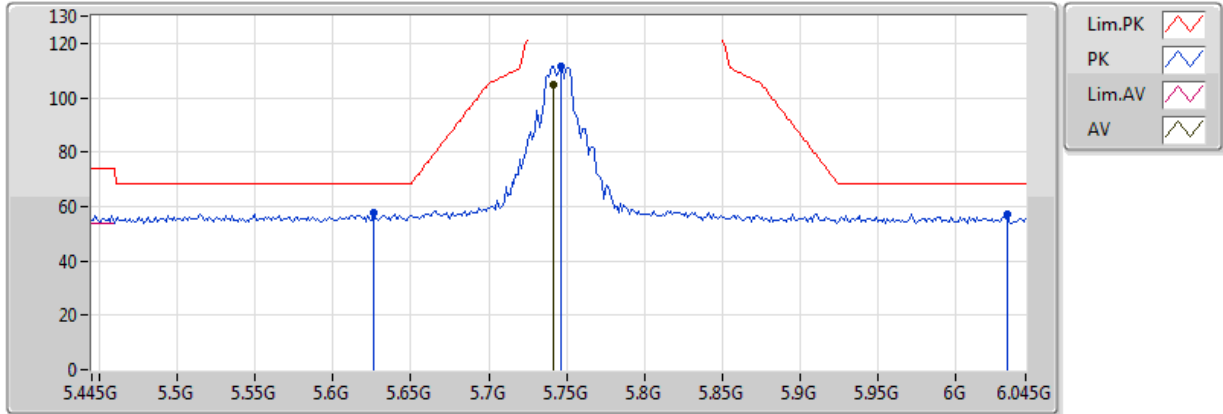


EUT= Zaxis

Type	Freq(Hz)	Level(dBuV/m)	Limit(dBuV/m)	Margin(dB)	Factor(dB)	Dist(m)	Pol.(H/V)	Azimuth(°)	Height(m)	Comments
AV	5.7426G	101.79	Inf	-Inf	3.49	3	V	159	3.61	-
PK	5.6046G	57.53	68.20	-10.67	3.37	3	V	159	3.61	-
PK	5.7426G	108.94	Inf	-Inf	3.49	3	V	159	3.61	-
PK	5.9286G	58.10	68.20	-10.10	3.66	3	V	159	3.61	-

802.11a_(6Mbps)_2TX

5745MHz_TX

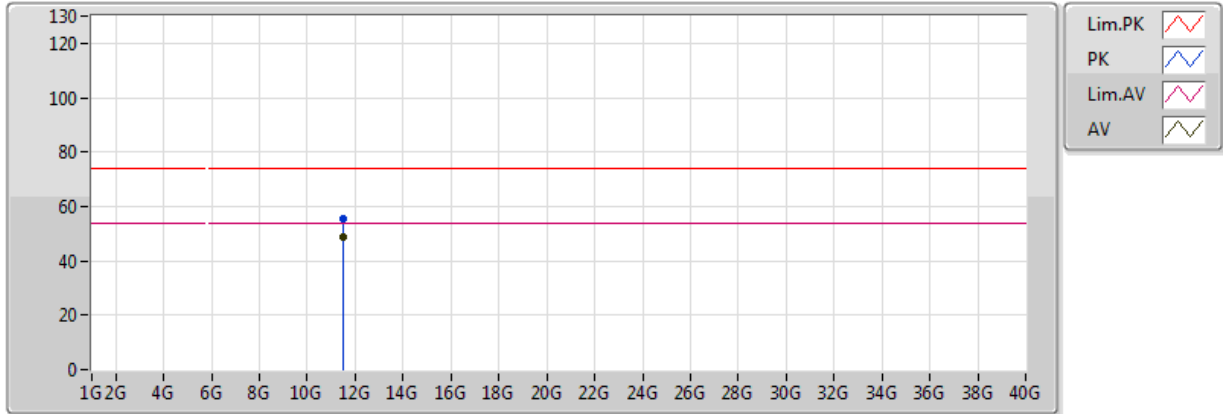


EUT= Zaxis

Type	Freq(Hz)	Level(dBuV/m)	Limit(dBuV/m)	Margin(dB)	Factor(dB)	Dist(m)	Pol.(H/V)	Azimuth(°)	Height(m)	Comments
AV	5.7414G	104.75	Inf	-Inf	3.49	3	H	90	3.64	-
PK	5.6262G	57.89	68.20	-10.31	3.39	3	H	90	3.64	-
PK	5.7462G	111.62	Inf	-Inf	3.50	3	H	90	3.64	-
PK	6.033G	56.96	68.20	-11.24	3.86	3	H	90	3.64	-

802.11a_(6Mbps)_2TX

5745MHz_TX

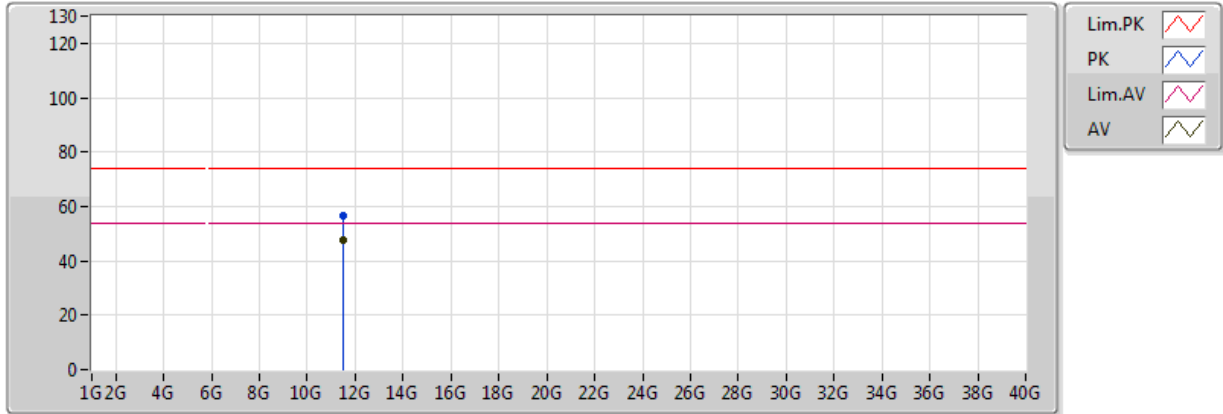


EUT= Zaxis

Type	Freq(Hz)	Level(dBuV/m)	Limit(dBuV/m)	Margin(dB)	Factor(dB)	Dist(m)	Pol.(H/V)	Azimuth(°)	Height(m)	Comments
AV	11.49G	48.85	54.00	-5.15	13.75	3	V	173	3.57	-
PK	11.49G	55.51	74.00	-18.49	13.75	3	V	173	3.57	-

802.11a_(6Mbps)_2TX

5745MHz_TX

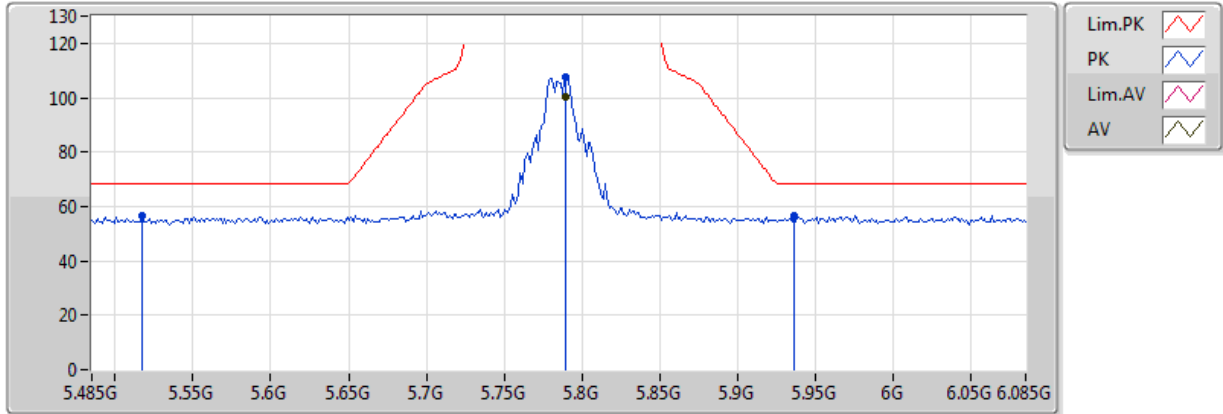


EUT= Zaxis

Type	Freq(Hz)	Level(dBuV/m)	Limit(dBuV/m)	Margin(dB)	Factor(dB)	Dist(m)	Pol.(H/V)	Azimuth(°)	Height(m)	Comments
AV	11.49G	47.50	54.00	-6.50	13.75	3	H	160	1.50	-
PK	11.49G	56.52	74.00	-17.48	13.75	3	H	160	1.50	-

802.11a_(6Mbps)_2TX

5785MHz_TX

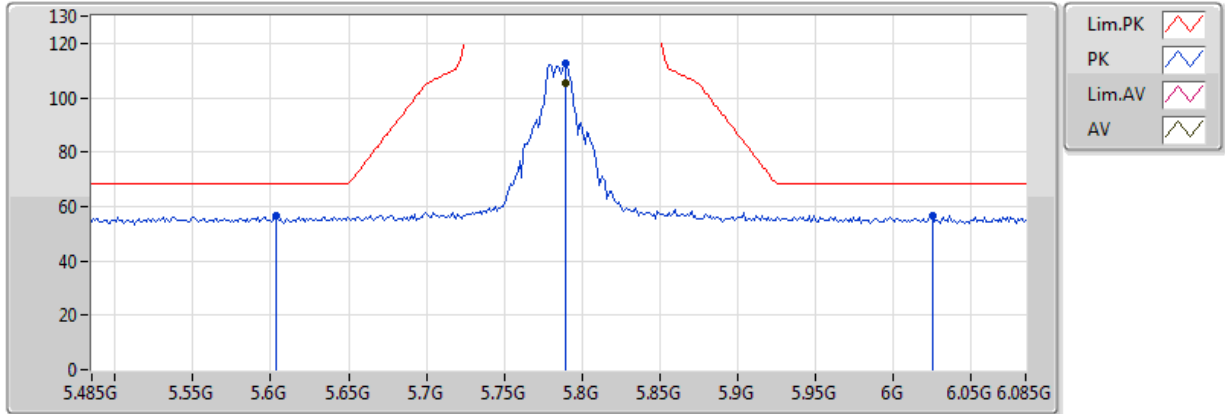


EUT= Zaxis

Type	Freq(Hz)	Level(dBuV/m)	Limit(dBuV/m)	Margin(dB)	Factor(dB)	Dist(m)	Pol.(H/V)	Azimuth(°)	Height(m)	Comments
AV	5.7898G	100.37	Inf	-Inf	3.53	3	V	160	3.69	-
PK	5.5174G	56.38	68.20	-11.82	3.30	3	V	160	3.69	-
PK	5.7898G	107.35	Inf	-Inf	3.53	3	V	160	3.69	-
PK	5.9362G	56.85	68.20	-11.35	3.66	3	V	160	3.69	-

802.11a_(6Mbps)_2TX

5785MHz_TX

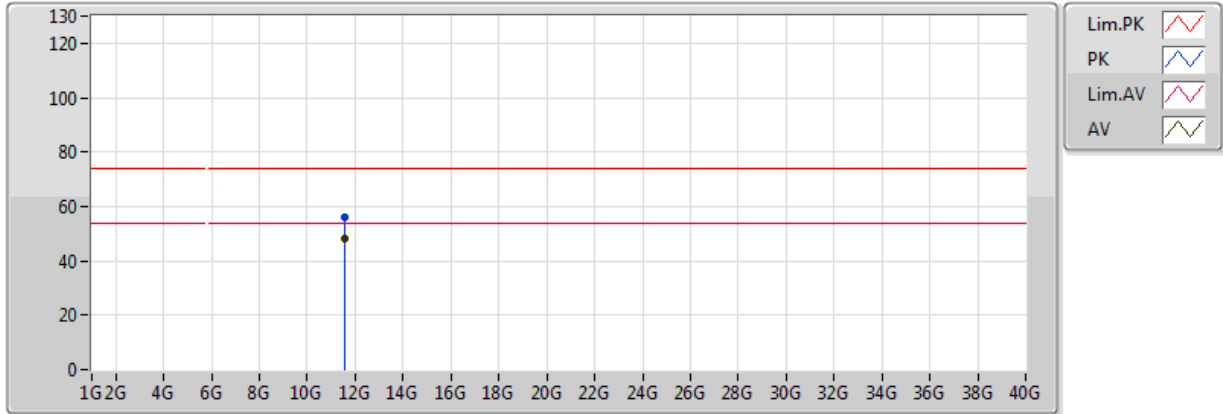


EUT= Zaxis

Type	Freq(Hz)	Level(dBuV/m)	Limit(dBuV/m)	Margin(dB)	Factor(dB)	Dist(m)	Pol.(H/V)	Azimuth(°)	Height(m)	Comments
AV	5.7898G	105.17	Inf	-Inf	3.53	3	H	245	3.53	-
PK	5.6038G	56.39	68.20	-11.81	3.37	3	H	245	3.53	-
PK	5.7898G	112.64	Inf	-Inf	3.53	3	H	245	3.53	-
PK	6.025G	56.85	68.20	-11.35	3.82	3	H	245	3.53	-

802.11a_(6Mbps)_2TX

5785MHz_TX

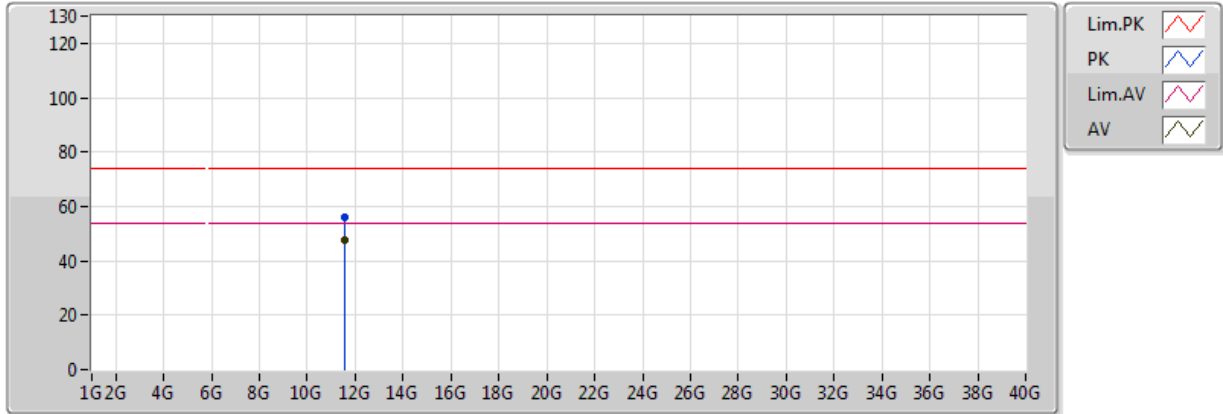


EUT= Zaxis

Type	Freq(Hz)	Level(dBuV/m)	Limit(dBuV/m)	Margin(dB)	Factor(dB)	Dist(m)	Pol.(H/V)	Azimuth(°)	Height(m)	Comments
AV	11.57G	48.14	54.00	-5.86	13.63	3	V	175	3.54	-
PK	11.57G	55.86	74.00	-18.14	13.63	3	V	175	3.54	-

802.11a_(6Mbps)_2TX

5785MHz_TX

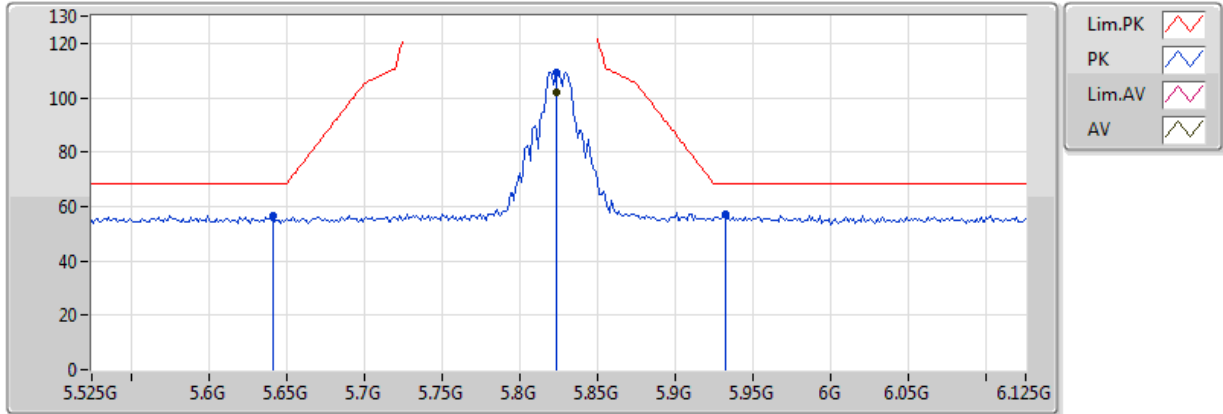


EUT= Zaxis

Type	Freq(Hz)	Level(dBuV/m)	Limit(dBuV/m)	Margin(dB)	Factor(dB)	Dist(m)	Pol.(H/V)	Azimuth(°)	Height(m)	Comments
AV	11.57G	47.56	54.00	-6.44	13.63	3	H	162	1.50	-
PK	11.57G	55.90	74.00	-18.10	13.63	3	H	162	1.50	-

802.11a_(6Mbps)_2TX

5825MHz_TX

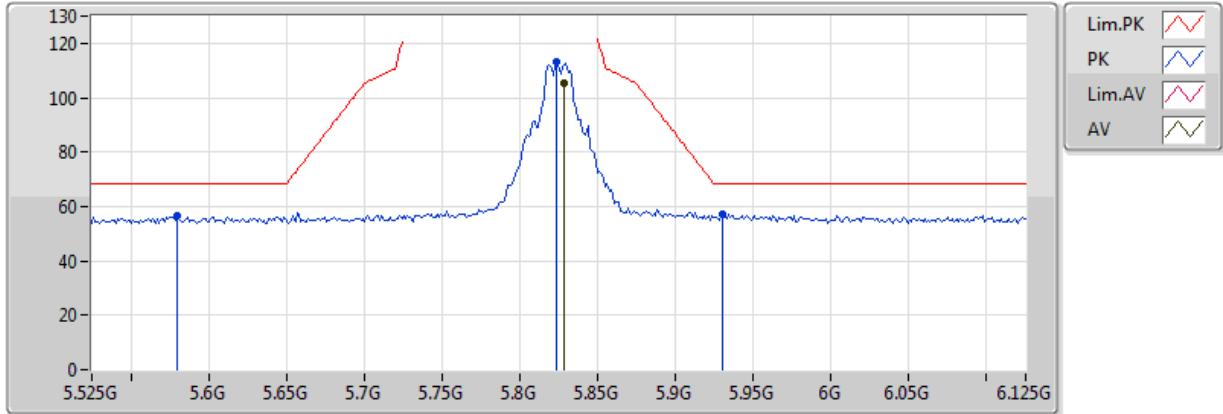


EUT= Zaxis

Type	Freq(Hz)	Level(dBuV/m)	Limit(dBuV/m)	Margin(dB)	Factor(dB)	Dist(m)	Pol.(H/V)	Azimuth(°)	Height(m)	Comments
AV	5.8238G	102.23	Inf	-Inf	3.56	3	V	170	3.67	-
PK	5.6414G	56.58	68.20	-11.62	3.41	3	V	170	3.67	-
PK	5.8238G	109.22	Inf	-Inf	3.56	3	V	170	3.67	-
PK	5.9318G	57.14	68.20	-11.06	3.66	3	V	170	3.67	-

802.11a_(6Mbps)_2TX

5825MHz_TX

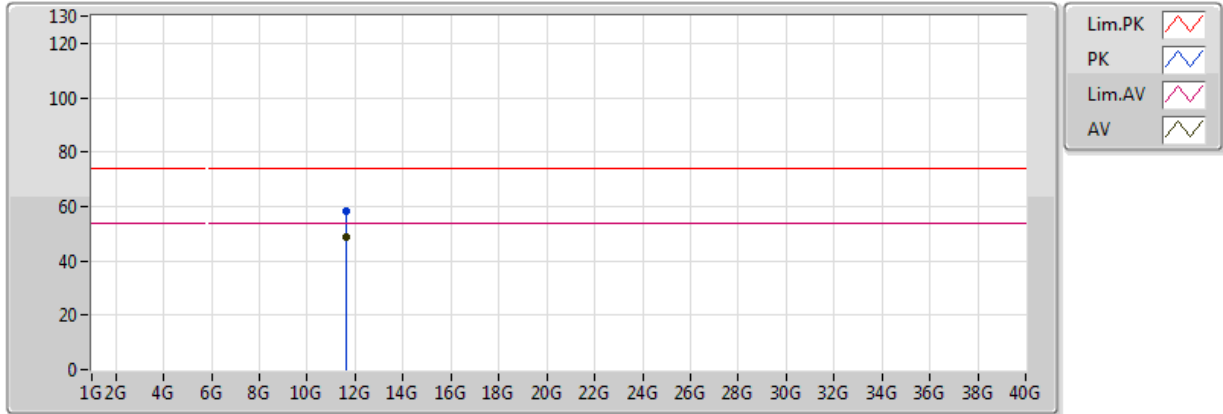


EUT= Zaxis

Type	Freq(Hz)	Level(dBuV/m)	Limit(dBuV/m)	Margin(dB)	Factor(dB)	Dist(m)	Pol.(H/V)	Azimuth(°)	Height(m)	Comments
AV	5.8286G	105.27	Inf	-Inf	3.57	3	H	271	3.69	-
PK	5.5802G	56.53	68.20	-11.67	3.35	3	H	271	3.69	-
PK	5.8238G	113.38	Inf	-Inf	3.56	3	H	271	3.69	-
PK	5.9306G	57.09	68.20	-11.11	3.66	3	H	271	3.69	-

802.11a_(6Mbps)_2TX

5825MHz_TX

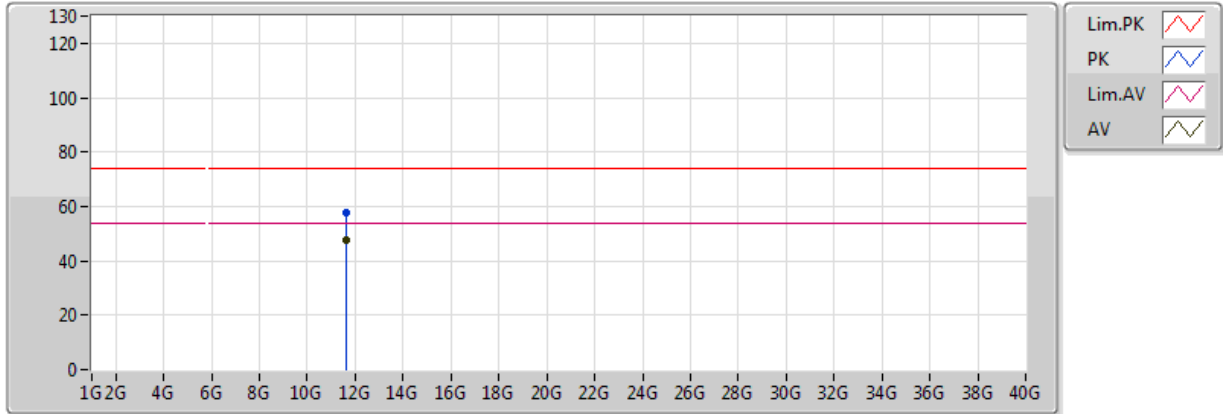


EUT= Zaxis

Type	Freq(Hz)	Level(dBuV/m)	Limit(dBuV/m)	Margin(dB)	Factor(dB)	Dist(m)	Pol.(H/V)	Azimuth(°)	Height(m)	Comments
AV	11.65G	48.49	54.00	-5.51	13.50	3	V	172	3.52	-
PK	11.65G	58.08	74.00	-15.92	13.50	3	V	172	3.52	-

802.11a_(6Mbps)_2TX

5825MHz_TX

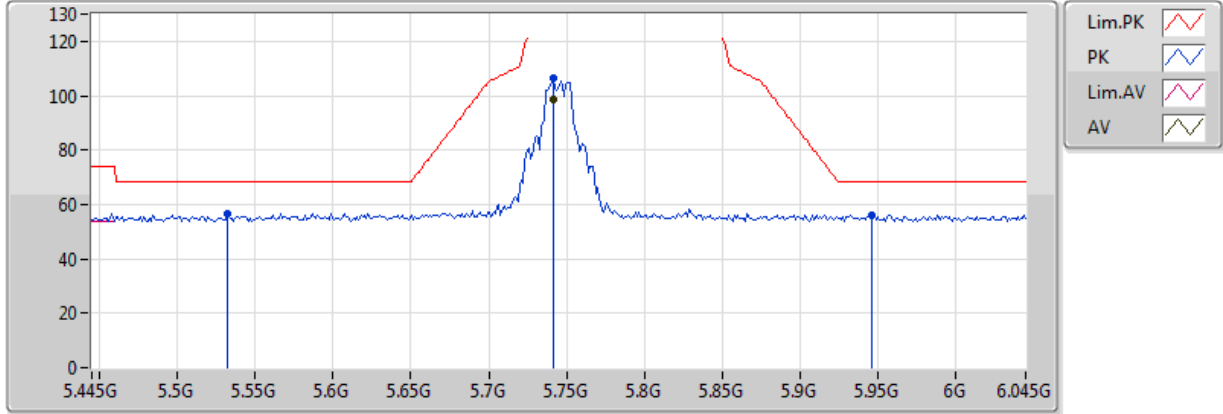


EUT= Zaxis

Type	Freq(Hz)	Level(dBuV/m)	Limit(dBuV/m)	Margin(dB)	Factor(dB)	Dist(m)	Pol.(H/V)	Azimuth(°)	Height(m)	Comments
AV	11.65G	47.47	54.00	-6.53	13.50	3	H	160	1.50	-
PK	11.65G	57.53	74.00	-16.47	13.50	3	H	160	1.50	-

802.11ac VHT20_Nss1,(MCS0)_2TX

5745MHz_TX

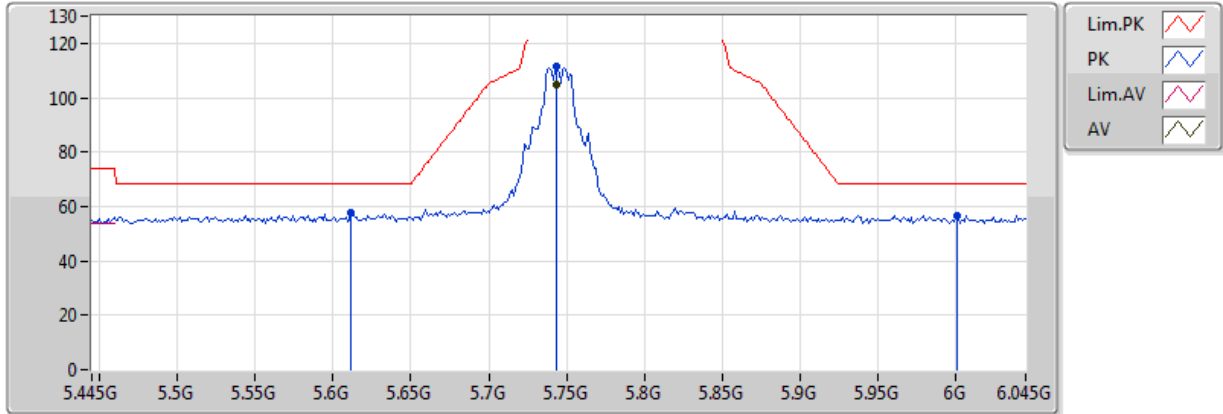


EUT= Zaxis

Type	Freq(Hz)	Level(dBuV/m)	Limit(dBuV/m)	Margin(dB)	Factor(dB)	Dist(m)	Pol.(H/V)	Azimuth(°)	Height(m)	Comments
AV	5.7414G	98.65	Inf	-Inf	3.49	3	V	147	3.65	-
PK	5.5326G	56.65	68.20	-11.55	3.31	3	V	147	3.65	-
PK	5.7414G	106.30	Inf	-Inf	3.49	3	V	147	3.65	-
PK	5.9466G	56.22	68.20	-11.98	3.67	3	V	147	3.65	-

802.11ac VHT20_Nss1,(MCS0)_2TX

5745MHz_TX

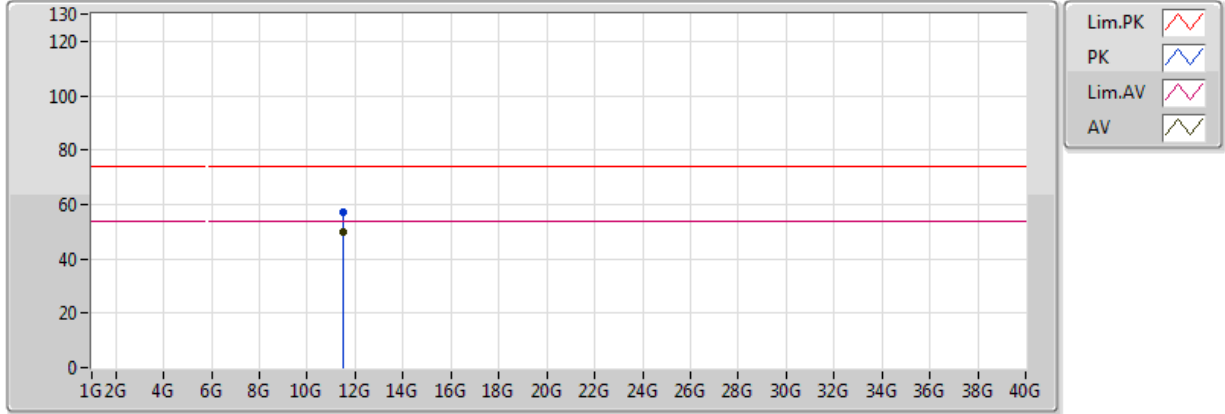


EUT= Zaxis

Type	Freq(Hz)	Level(dBuV/m)	Limit(dBuV/m)	Margin(dB)	Factor(dB)	Dist(m)	Pol.(H/V)	Azimuth(°)	Height(m)	Comments
AV	5.7438G	104.60	Inf	-Inf	3.50	3	H	84	3.63	-
PK	5.6118G	57.88	68.20	-10.32	3.38	3	H	84	3.63	-
PK	5.7438G	111.76	Inf	-Inf	3.50	3	H	84	3.63	-
PK	6.0006G	56.69	68.20	-11.51	3.72	3	H	84	3.63	-

802.11ac VHT20_Nss1,(MCS0)_2TX

5745MHz_TX

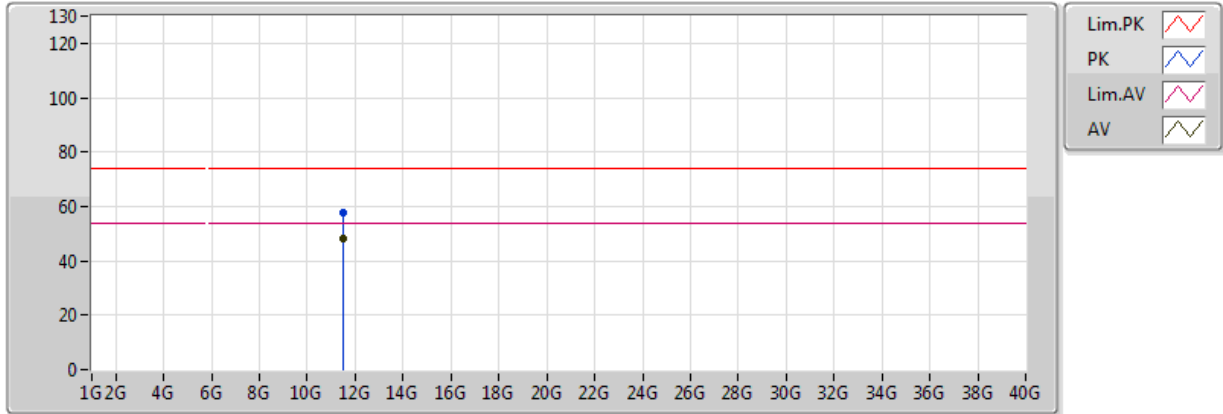


EUT= Zaxis

Type	Freq(Hz)	Level(dBuV/m)	Limit(dBuV/m)	Margin(dB)	Factor(dB)	Dist(m)	Pol.(H/V)	Azimuth(°)	Height(m)	Comments
AV	11.49G	49.65	54.00	-4.35	13.75	3	V	19	3.61	-
PK	11.49G	57.13	74.00	-16.87	13.75	3	V	19	3.61	-

802.11ac VHT20_Nss1,(MCS0)_2TX

5745MHz_TX

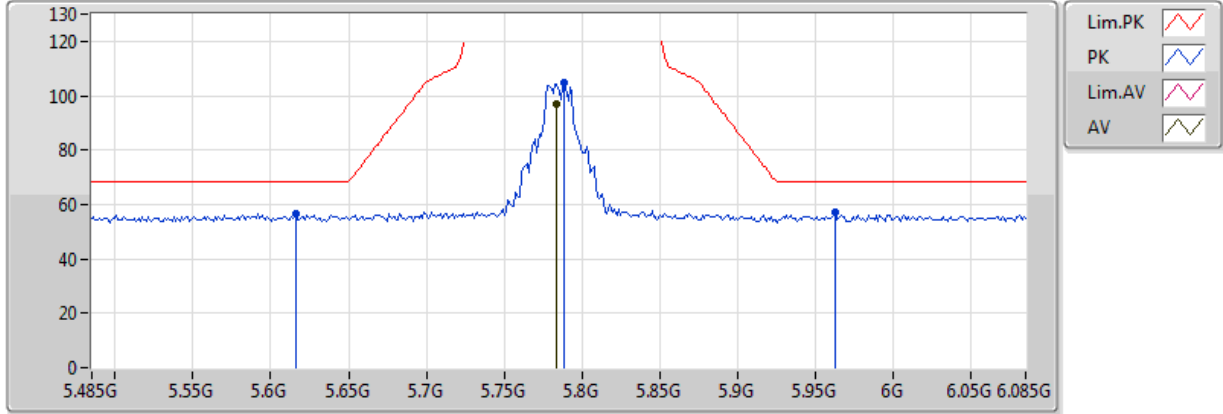


EUT= Zaxis

Type	Freq(Hz)	Level(dBuV/m)	Limit(dBuV/m)	Margin(dB)	Factor(dB)	Dist(m)	Pol.(H/V)	Azimuth(°)	Height(m)	Comments
AV	11.49G	48.26	54.00	-5.74	13.75	3	H	170	1.49	-
PK	11.49G	57.74	74.00	-16.26	13.75	3	H	170	1.49	-

802.11ac VHT20_Nss1,(MCS0)_2TX

5785MHz_TX

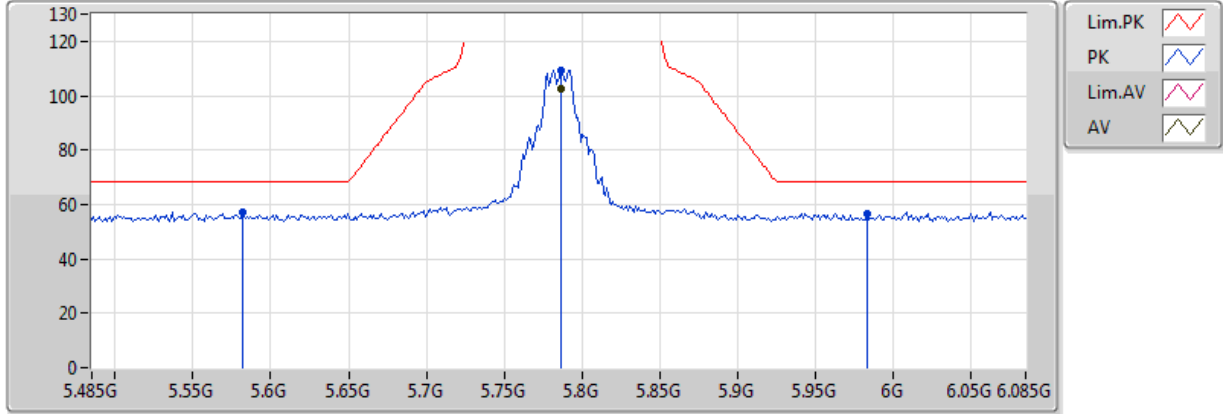


EUT= Zaxis

Type	Freq(Hz)	Level(dBuV/m)	Limit(dBuV/m)	Margin(dB)	Factor(dB)	Dist(m)	Pol.(H/V)	Azimuth(°)	Height(m)	Comments
AV	5.7838G	97.20	Inf	-Inf	3.53	3	V	147	3.65	-
PK	5.6158G	56.34	68.20	-11.86	3.38	3	V	147	3.65	-
PK	5.7886G	104.55	Inf	-Inf	3.53	3	V	147	3.65	-
PK	5.9626G	57.16	68.20	-11.04	3.69	3	V	147	3.65	-

802.11ac VHT20_Nss1,(MCS0)_2TX

5785MHz_TX

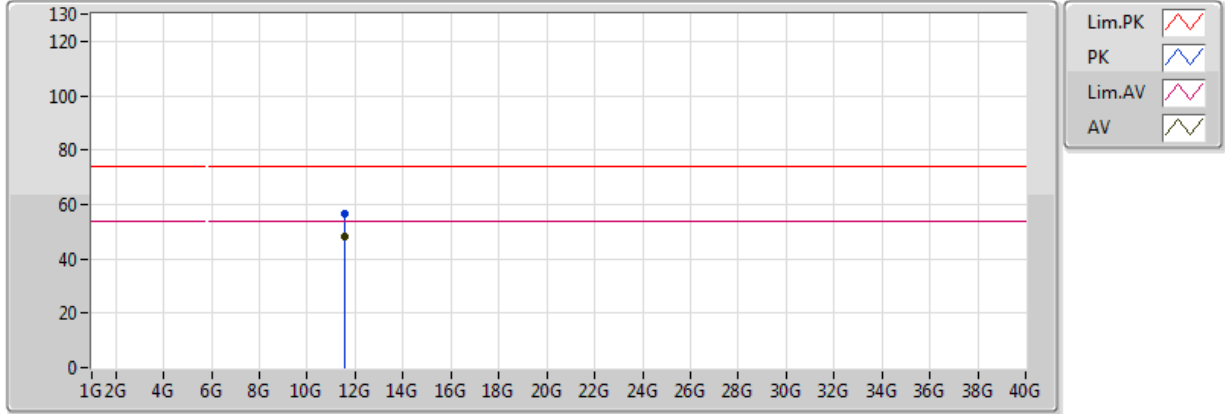


EUT= Zaxis

Type	Freq(Hz)	Level(dBuV/m)	Limit(dBuV/m)	Margin(dB)	Factor(dB)	Dist(m)	Pol.(H/V)	Azimuth(°)	Height(m)	Comments
AV	5.7862G	102.50	Inf	-Inf	3.53	3	H	84	3.63	-
PK	5.5822G	57.39	68.20	-10.81	3.35	3	H	84	3.63	-
PK	5.7862G	109.40	Inf	-Inf	3.53	3	H	84	3.63	-
PK	5.983G	56.52	68.20	-11.68	3.70	3	H	84	3.63	-

802.11ac VHT20_Nss1,(MCS0)_2TX

5785MHz_TX

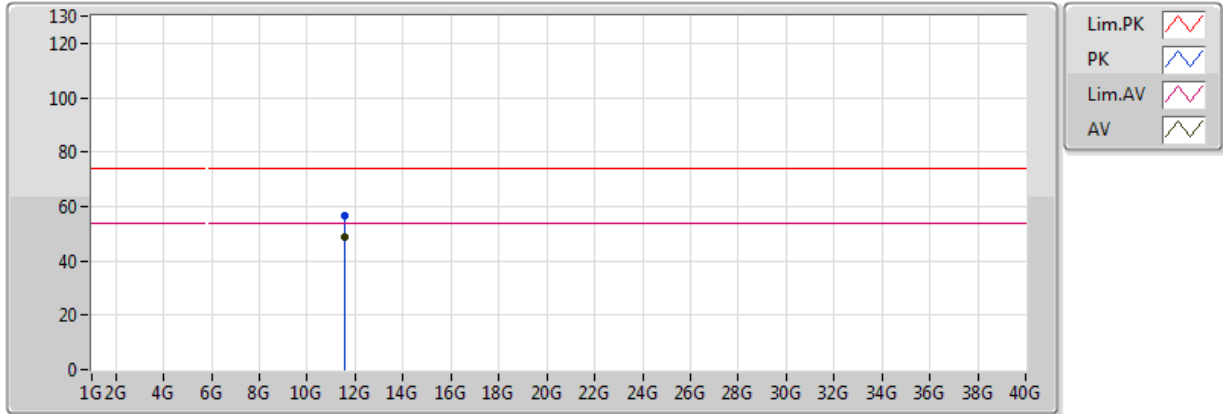


EUT= Zaxis

Type	Freq(Hz)	Level(dBuV/m)	Limit(dBuV/m)	Margin(dB)	Factor(dB)	Dist(m)	Pol.(H/V)	Azimuth(°)	Height(m)	Comments
AV	11.57G	48.33	54.00	-5.67	13.63	3	V	17	3.63	-
PK	11.57G	56.65	74.00	-17.35	13.63	3	V	17	3.63	-

802.11ac VHT20_Nss1,(MCS0)_2TX

5785MHz_TX

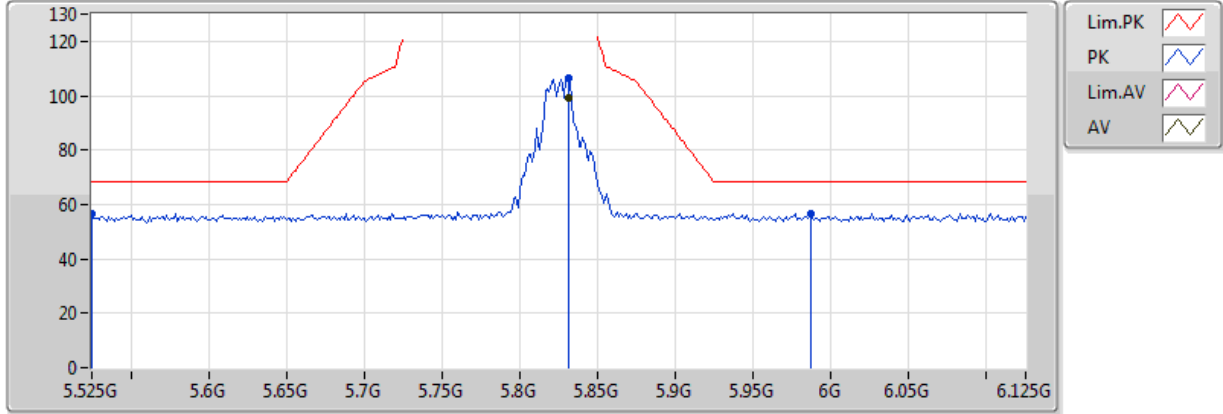


EUT= Zaxis

Type	Freq(Hz)	Level(dBuV/m)	Limit(dBuV/m)	Margin(dB)	Factor(dB)	Dist(m)	Pol.(H/V)	Azimuth(°)	Height(m)	Comments
AV	11.57G	49.01	54.00	-4.99	13.63	3	H	169	1.50	-
PK	11.57G	56.87	74.00	-17.13	13.63	3	H	169	1.50	-

802.11ac VHT20_Nss1,(MCS0)_2TX

5825MHz_TX

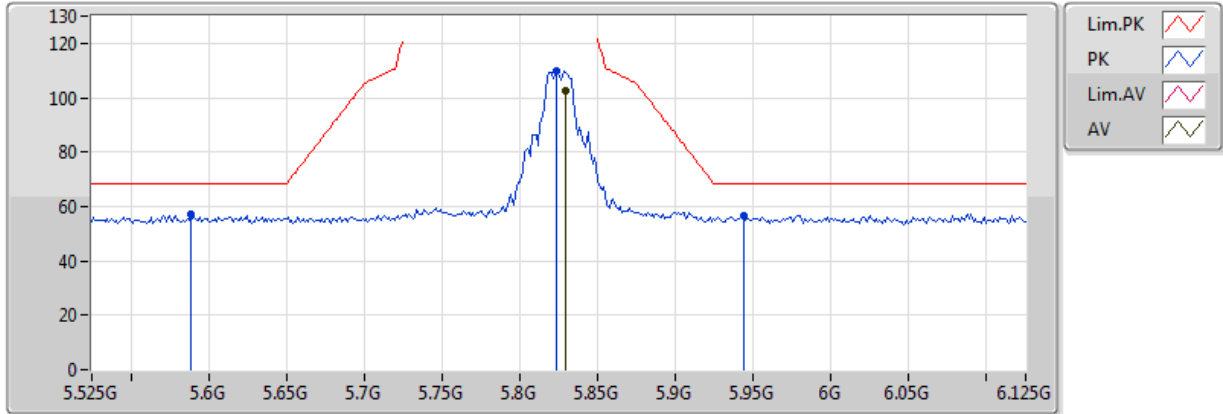


EUT= Zaxis

Type	Freq(Hz)	Level(dBuV/m)	Limit(dBuV/m)	Margin(dB)	Factor(dB)	Dist(m)	Pol.(H/V)	Azimuth(°)	Height(m)	Comments
AV	5.831G	99.43	Inf	-Inf	3.57	3	V	147	3.65	-
PK	5.525G	56.80	68.20	-11.40	3.30	3	V	147	3.65	-
PK	5.831G	106.50	Inf	-Inf	3.57	3	V	147	3.65	-
PK	5.987G	56.68	68.20	-11.52	3.71	3	V	147	3.65	-

802.11ac VHT20_Nss1,(MCS0)_2TX

5825MHz_TX

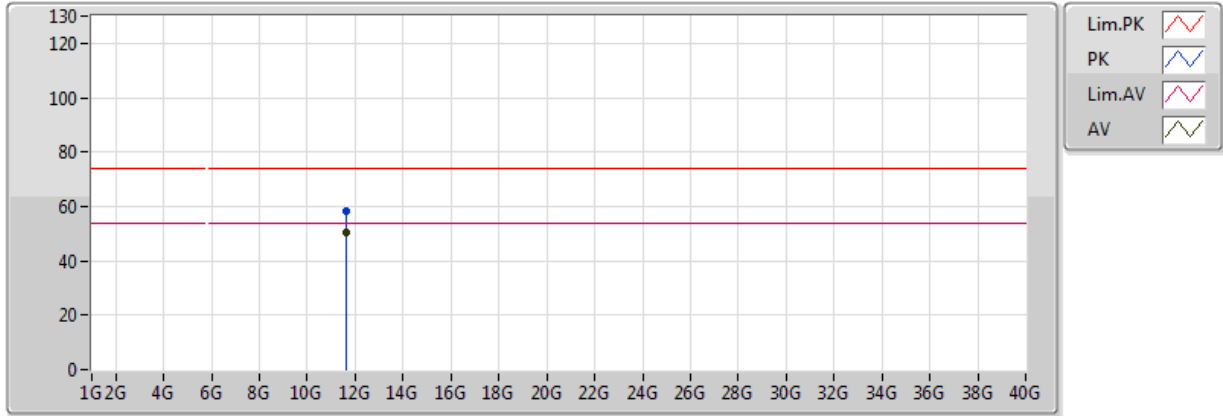


EUT= Zaxis

Type	Freq(Hz)	Level(dBuV/m)	Limit(dBuV/m)	Margin(dB)	Factor(dB)	Dist(m)	Pol.(H/V)	Azimuth(°)	Height(m)	Comments
AV	5.8298G	102.79	Inf	-Inf	3.57	3	H	84	3.63	-
PK	5.5886G	57.01	68.20	-11.19	3.36	3	H	84	3.63	-
PK	5.8238G	110.03	Inf	-Inf	3.56	3	H	84	3.63	-
PK	5.9438G	56.87	68.20	-11.33	3.67	3	H	84	3.63	-

802.11ac VHT20_Nss1,(MCS0)_2TX

5825MHz_TX

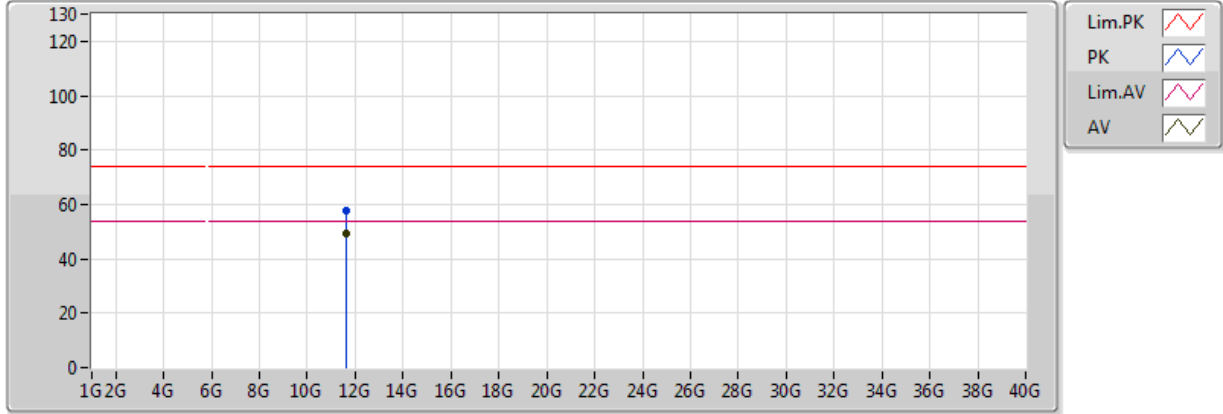


EUT= Zaxis

Type	Freq(Hz)	Level(dBuV/m)	Limit(dBuV/m)	Margin(dB)	Factor(dB)	Dist(m)	Pol.(H/V)	Azimuth(°)	Height(m)	Comments
AV	11.65G	50.68	54.00	-3.32	13.50	3	V	17	3.64	-
PK	11.65G	58.04	74.00	-15.96	13.50	3	V	17	3.64	-

802.11ac VHT20_Nss1,(MCS0)_2TX

5825MHz_TX

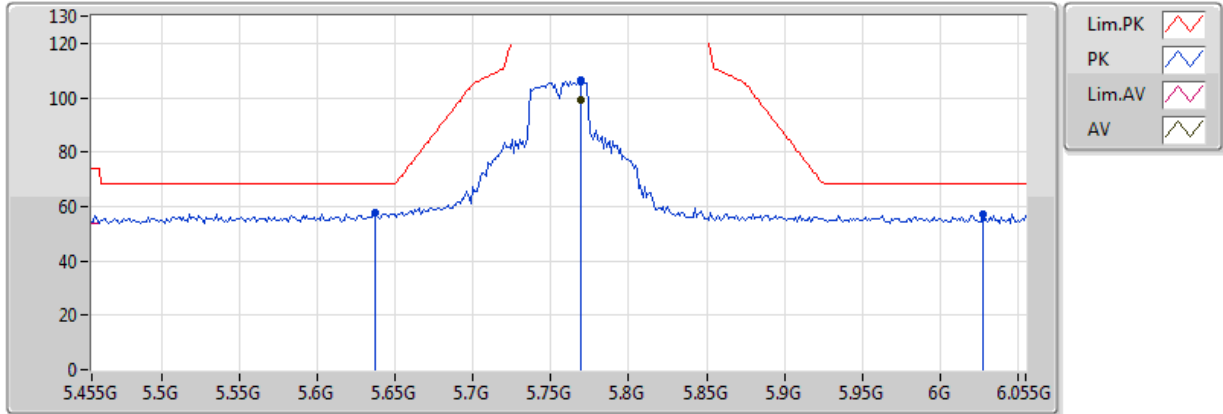


EUT= Zaxis

Type	Freq(Hz)	Level(dBuV/m)	Limit(dBuV/m)	Margin(dB)	Factor(dB)	Dist(m)	Pol.(H/V)	Azimuth(°)	Height(m)	Comments
AV	11.65G	49.34	54.00	-4.66	13.50	3	H	171	1.48	-
PK	11.65G	57.68	74.00	-16.32	13.50	3	H	171	1.48	-

802.11ac VHT40_Nss1,(MCS0)_2TX

5755MHz_TX

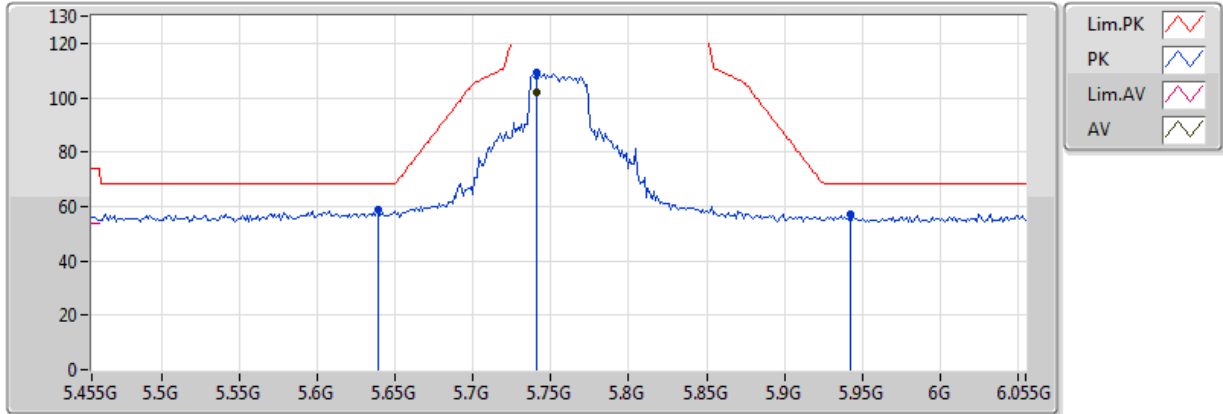


EUT= Zaxis

Type	Freq(Hz)	Level(dBuV/m)	Limit(dBuV/m)	Margin(dB)	Factor(dB)	Dist(m)	Pol.(H/V)	Azimuth(°)	Height(m)	Comments
AV	5.7694G	99.00	Inf	-Inf	3.52	3	V	170	3.56	-
PK	5.6374G	57.60	68.20	-10.60	3.40	3	V	170	3.56	-
PK	5.7694G	106.27	Inf	-Inf	3.52	3	V	170	3.56	-
PK	6.0274G	57.28	68.20	-10.92	3.83	3	V	170	3.56	-

802.11ac VHT40_Nss1,(MCS0)_2TX

5755MHz_TX

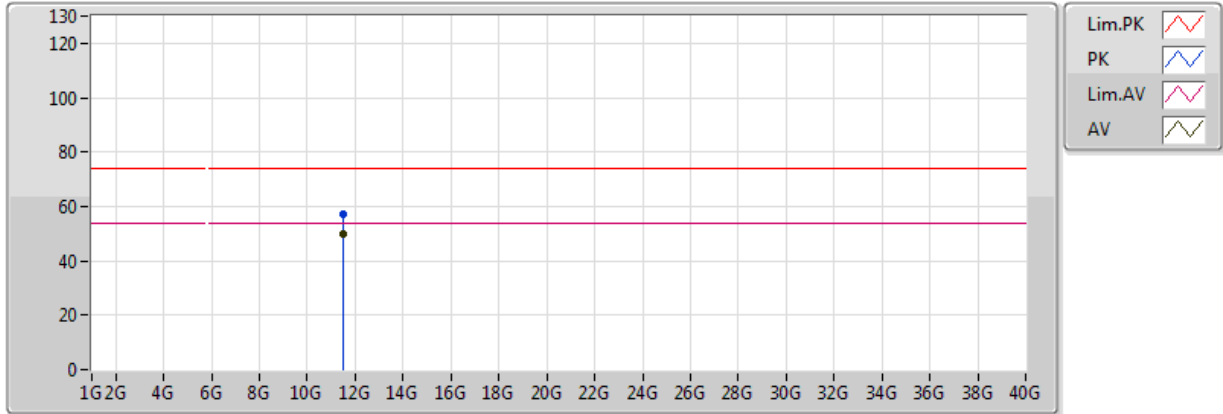


EUT= Zaxis

Type	Freq(Hz)	Level(dBuV/m)	Limit(dBuV/m)	Margin(dB)	Factor(dB)	Dist(m)	Pol.(H/V)	Azimuth(°)	Height(m)	Comments
AV	5.7406G	101.90	Inf	-Inf	3.49	3	H	103	3.44	-
PK	5.6386G	58.65	68.20	-9.55	3.40	3	H	103	3.44	-
PK	5.7406G	109.05	Inf	-Inf	3.49	3	H	103	3.44	-
PK	5.9422G	57.04	68.20	-11.16	3.67	3	H	103	3.44	-

802.11ac VHT40_Nss1,(MCS0)_2TX

5755MHz_TX

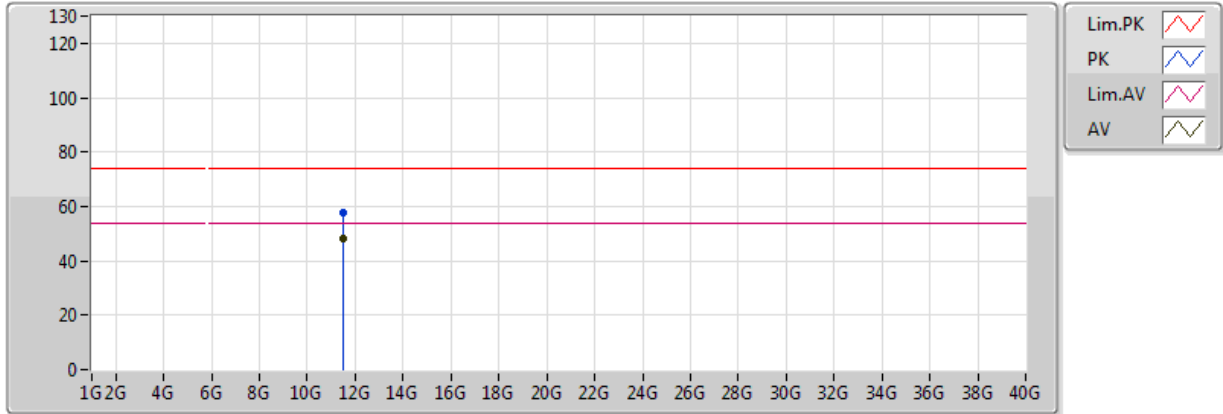


EUT= Zaxis

Type	Freq(Hz)	Level(dBuV/m)	Limit(dBuV/m)	Margin(dB)	Factor(dB)	Dist(m)	Pol.(H/V)	Azimuth(°)	Height(m)	Comments
AV	11.51G	49.67	54.00	-4.33	13.72	3	V	19	3.63	-
PK	11.51G	57.41	74.00	-16.59	13.72	3	V	19	3.63	-

802.11ac VHT40_Nss1,(MCS0)_2TX

5755MHz_TX

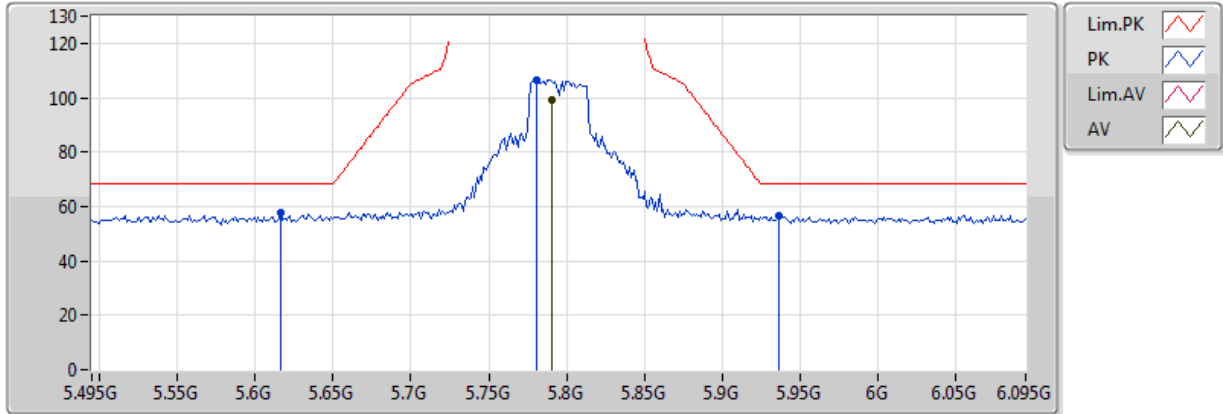


EUT= Zaxis

Type	Freq(Hz)	Level(dBuV/m)	Limit(dBuV/m)	Margin(dB)	Factor(dB)	Dist(m)	Pol.(H/V)	Azimuth(°)	Height(m)	Comments
AV	11.51G	48.25	54.00	-5.75	13.72	3	H	166	1.54	-
PK	11.51G	57.51	74.00	-16.49	13.72	3	H	166	1.54	-

802.11ac VHT40_Nss1,(MCS0)_2TX

5795MHz_TX

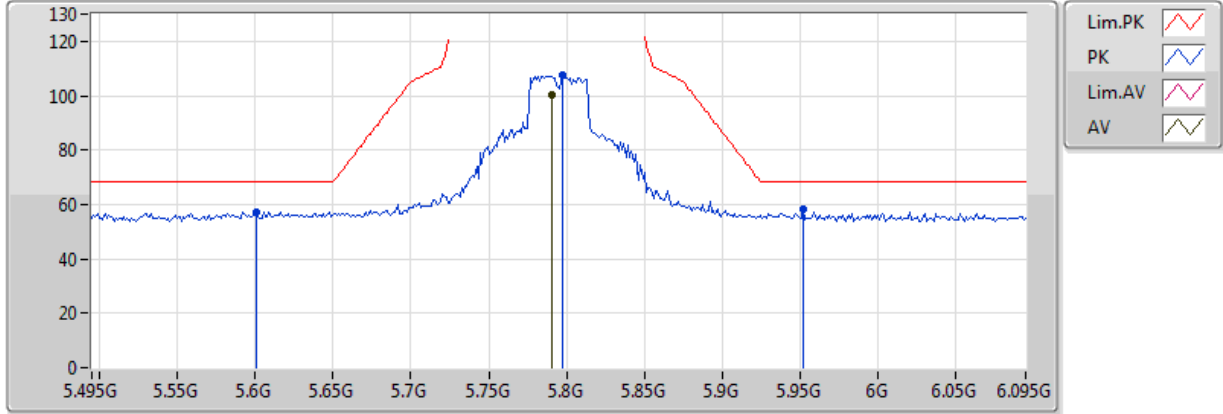


EUT= Zaxis

Type	Freq(Hz)	Level(dBuV/m)	Limit(dBuV/m)	Margin(dB)	Factor(dB)	Dist(m)	Pol.(H/V)	Azimuth(°)	Height(m)	Comments
AV	5.7902G	99.34	Inf	-Inf	3.53	3	V	170	3.56	-
PK	5.6162G	57.95	68.20	-10.25	3.38	3	V	170	3.56	-
PK	5.7806G	106.62	Inf	-Inf	3.52	3	V	170	3.56	-
PK	5.9366G	56.78	68.20	-11.42	3.66	3	V	170	3.56	-

802.11ac VHT40_Nss1,(MCS0)_2TX

5795MHz_TX

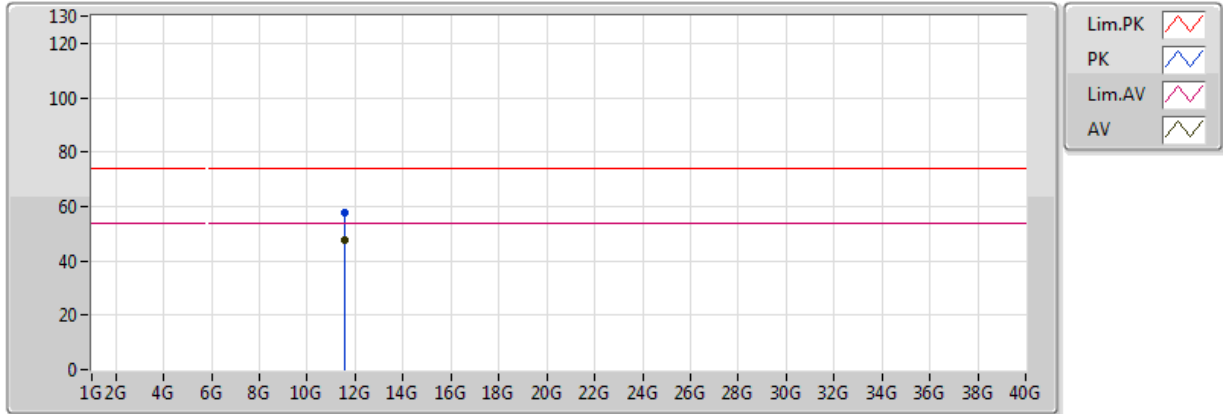


EUT= Zaxis

Type	Freq(Hz)	Level(dBuV/m)	Limit(dBuV/m)	Margin(dB)	Factor(dB)	Dist(m)	Pol.(H/V)	Azimuth(°)	Height(m)	Comments
AV	5.7902G	100.43	Inf	-Inf	3.53	3	H	103	3.44	-
PK	5.6006G	57.17	68.20	-11.03	3.37	3	H	103	3.44	-
PK	5.7974G	107.40	Inf	-Inf	3.54	3	H	103	3.44	-
PK	5.9522G	58.10	68.20	-10.10	3.68	3	H	103	3.44	-

802.11ac VHT40_Nss1,(MCS0)_2TX

5795MHz_TX

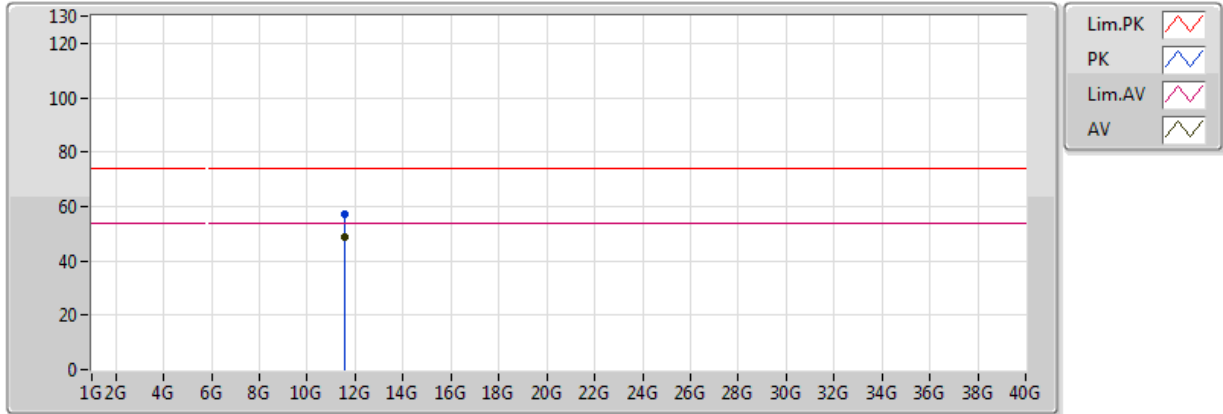


EUT= Zaxis

Type	Freq(Hz)	Level(dBuV/m)	Limit(dBuV/m)	Margin(dB)	Factor(dB)	Dist(m)	Pol.(H/V)	Azimuth(°)	Height(m)	Comments
AV	11.59G	47.72	54.00	-6.28	13.59	3	V	21	3.60	-
PK	11.59G	57.53	74.00	-16.47	13.59	3	V	21	3.60	-

802.11ac VHT40_Nss1,(MCS0)_2TX

5795MHz_TX

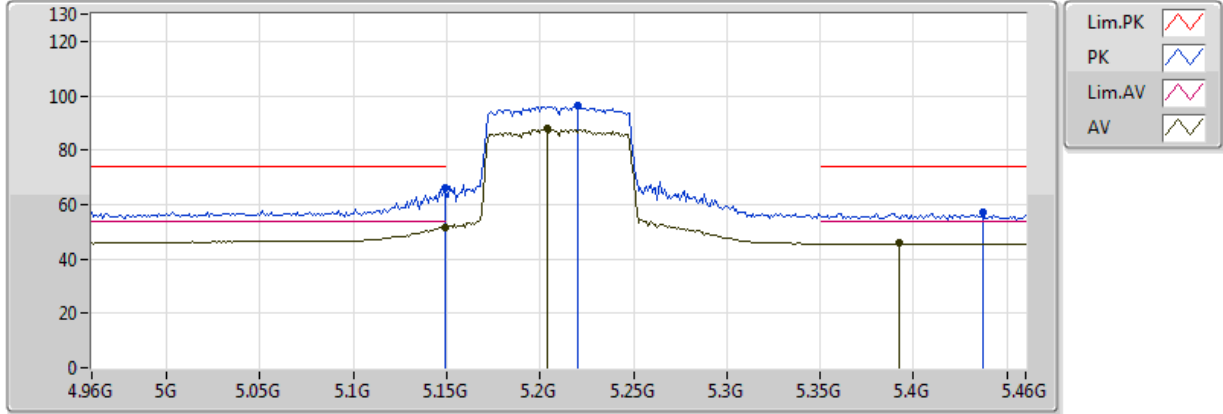


EUT= Zaxis

Type	Freq(Hz)	Level(dBuV/m)	Limit(dBuV/m)	Margin(dB)	Factor(dB)	Dist(m)	Pol.(H/V)	Azimuth(°)	Height(m)	Comments
AV	11.59G	48.52	54.00	-5.48	13.59	3	H	167	1.55	-
PK	11.59G	57.02	74.00	-16.98	13.59	3	H	167	1.55	-

802.11ac VHT80_Nss1,(MCS0)_2TX

5210MHz_TX

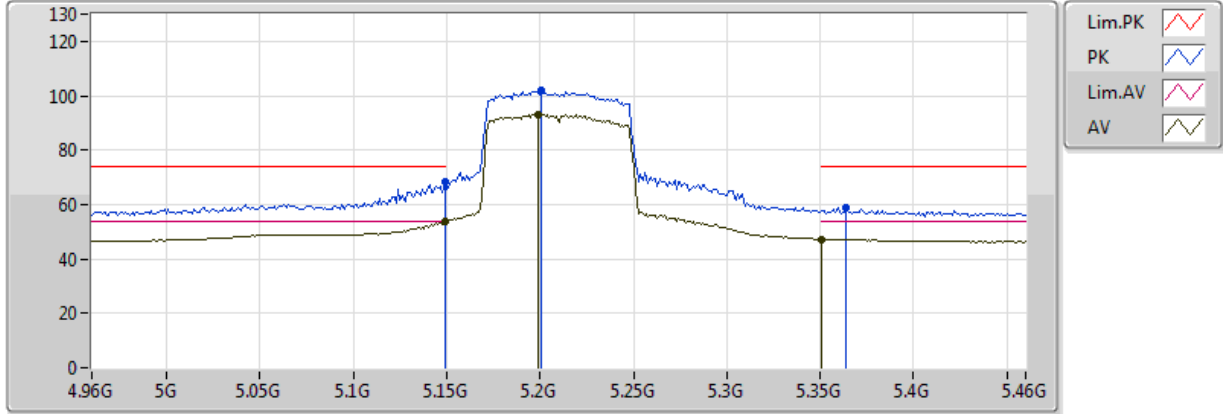


EUT= Zaxis

Type	Freq(Hz)	Level(dBuV/m)	Limit(dBuV/m)	Margin(dB)	Factor(dB)	Dist(m)	Pol.(H/V)	Azimuth(°)	Height(m)	Comments
AV	5.149G	51.46	54.00	-2.54	2.88	3	V	131	2.05	-
AV	5.204G	87.74	Inf	-Inf	2.94	3	V	131	2.05	-
AV	5.392G	45.71	54.00	-8.29	3.15	3	V	131	2.05	-
PK	5.149G	66.02	74.00	-7.98	2.88	3	V	131	2.05	-
PK	5.22G	96.20	Inf	-Inf	2.96	3	V	131	2.05	-
PK	5.437G	56.98	74.00	-17.02	3.20	3	V	131	2.05	-

802.11ac VHT80_Nss1,(MCS0)_2TX

5210MHz_TX

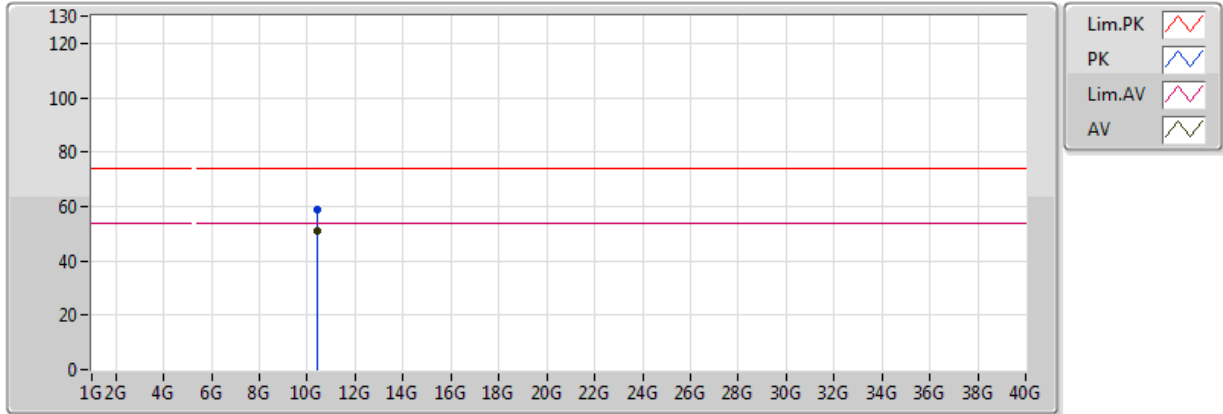


EUT= Zaxis

Type	Freq(Hz)	Level(dBuV/m)	Limit(dBuV/m)	Margin(dB)	Factor(dB)	Dist(m)	Pol.(H/V)	Azimuth(°)	Height(m)	Comments
AV	5.149G	53.86	54.00	-0.14	2.88	3	H	78	3.67	-
AV	5.199G	93.29	Inf	-Inf	2.94	3	H	78	3.67	-
AV	5.351G	47.24	54.00	-6.76	3.11	3	H	78	3.67	-
PK	5.149G	68.61	74.00	-5.39	2.88	3	H	78	3.67	-
PK	5.201G	101.75	Inf	-Inf	2.94	3	H	78	3.67	-
PK	5.364G	58.89	74.00	-15.11	3.12	3	H	78	3.67	-

802.11ac VHT80_Nss1,(MCS0)_2TX

5210MHz_TX

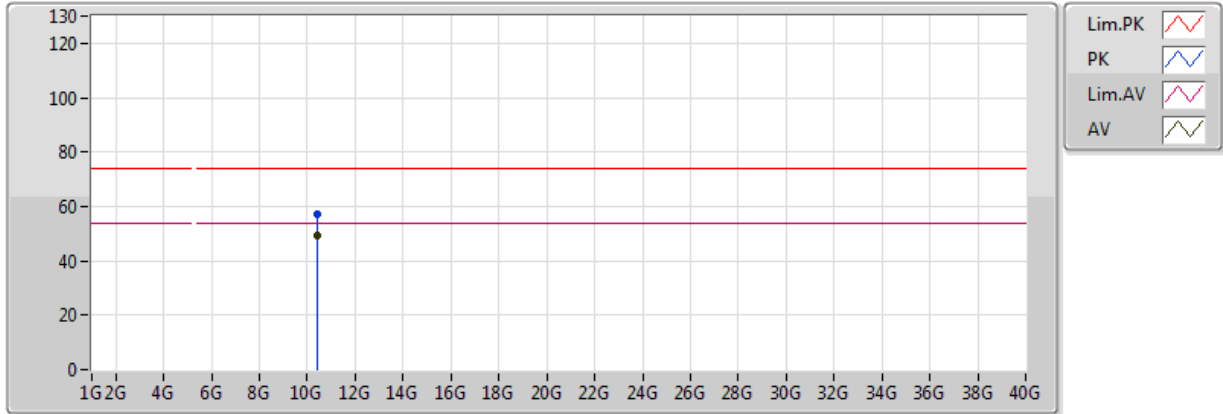


EUT= Zaxis

Type	Freq(Hz)	Level(dBuV/m)	Limit(dBuV/m)	Margin(dB)	Factor(dB)	Dist(m)	Pol.(H/V)	Azimuth(°)	Height(m)	Comments
AV	10.42G	50.79	54.00	-3.21	13.02	3	V	180	1.72	-
PK	10.42G	58.56	74.00	-15.44	13.02	3	V	180	1.72	-

802.11ac VHT80_Nss1,(MCS0)_2TX

5210MHz_TX

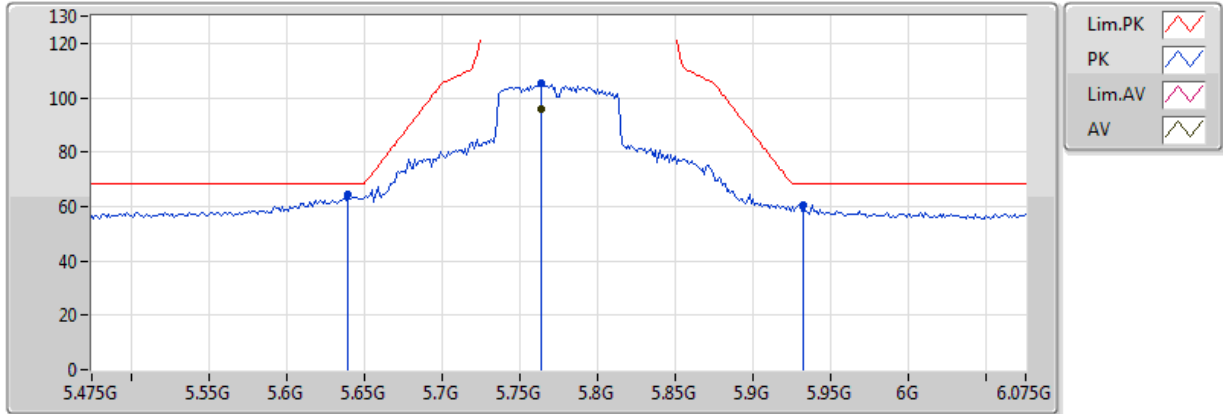


EUT= Zaxis

Type	Freq(Hz)	Level(dBuV/m)	Limit(dBuV/m)	Margin(dB)	Factor(dB)	Dist(m)	Pol.(H/V)	Azimuth(°)	Height(m)	Comments
AV	10.42G	49.44	54.00	-4.56	13.02	3	H	169	1.80	-
PK	10.42G	57.24	74.00	-16.76	13.02	3	H	169	1.80	-

802.11ac VHT80_Nss1,(MCS0)_2TX

5775MHz_TX

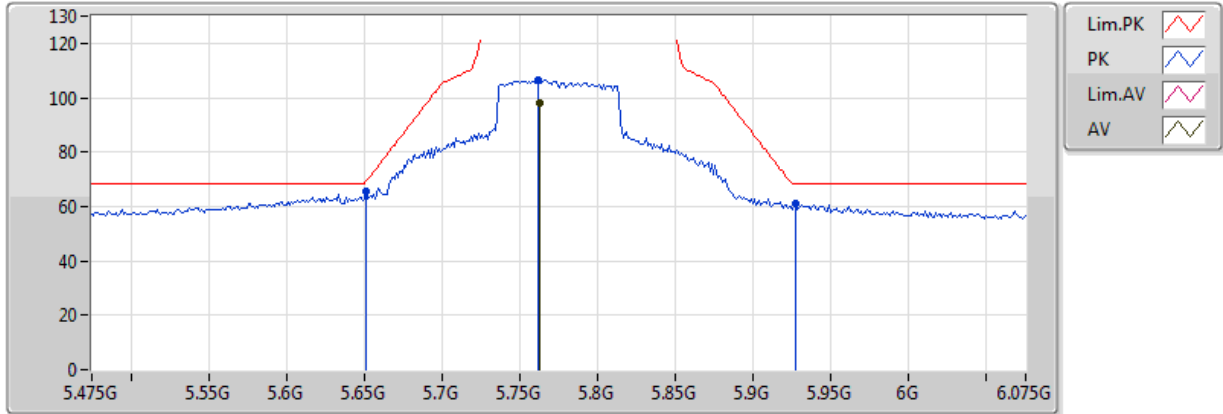


EUT= Zaxis

Type	Freq(Hz)	Level(dBuV/m)	Limit(dBuV/m)	Margin(dB)	Factor(dB)	Dist(m)	Pol.(H/V)	Azimuth(°)	Height(m)	Comments
AV	5.7642G	96.05	Inf	-Inf	3.51	3	V	202	3.59	-
PK	5.6394G	64.48	68.20	-3.72	3.41	3	V	202	3.59	-
PK	5.7642G	105.25	Inf	-Inf	3.51	3	V	202	3.59	-
PK	5.9322G	60.75	68.20	-7.45	3.66	3	V	202	3.59	-

802.11ac VHT80_Nss1,(MCS0)_2TX

5775MHz_TX

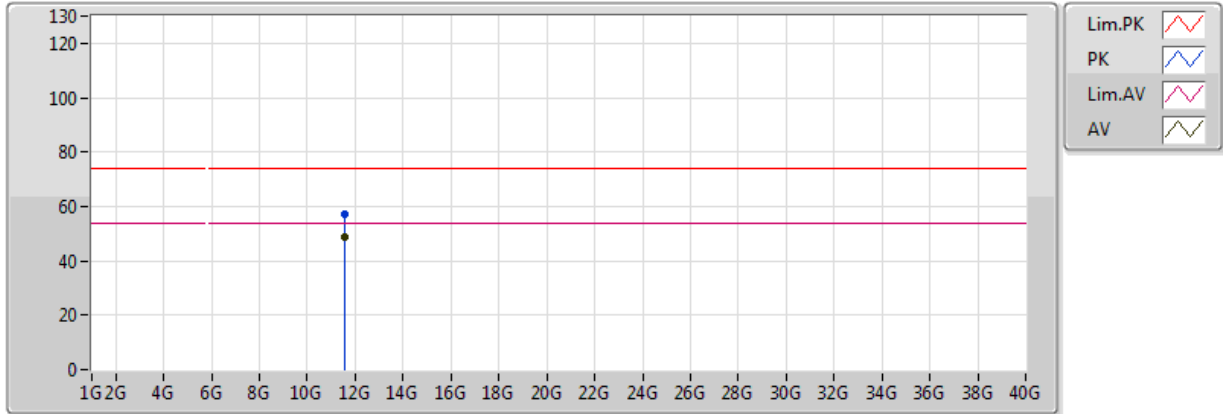


EUT= Zaxis

Type	Freq(Hz)	Level(dBuV/m)	Limit(dBuV/m)	Margin(dB)	Factor(dB)	Dist(m)	Pol.(H/V)	Azimuth(°)	Height(m)	Comments
AV	5.763G	98.03	Inf	-Inf	3.51	3	H	93	3.16	-
PK	5.6514G	65.44	69.24	-3.79	3.42	3	H	93	3.16	-
PK	5.7618G	106.34	Inf	-Inf	3.51	3	H	93	3.16	-
PK	5.9274G	61.05	68.20	-7.15	3.65	3	H	93	3.16	-

802.11ac VHT80_Nss1,(MCS0)_2TX

5775MHz_TX

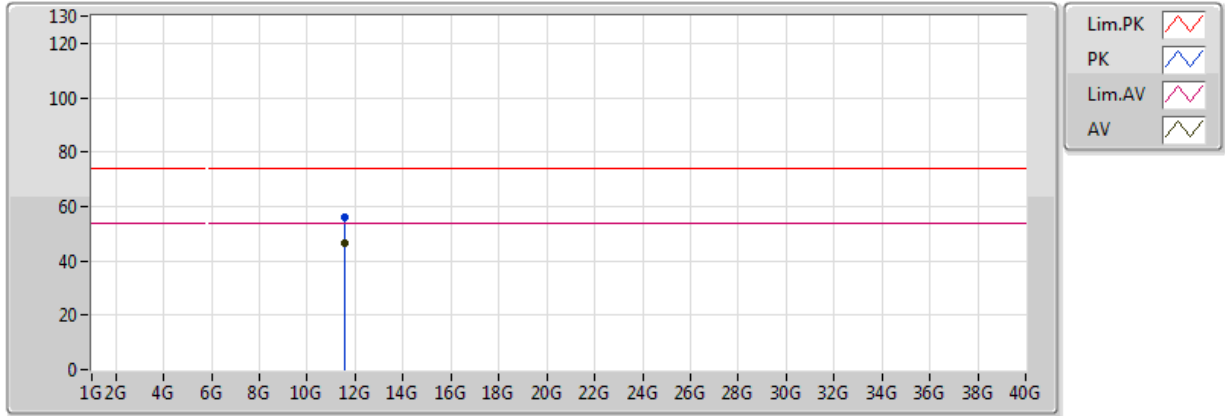


EUT= Zaxis

Type	Freq(Hz)	Level(dBuV/m)	Limit(dBuV/m)	Margin(dB)	Factor(dB)	Dist(m)	Pol.(H/V)	Azimuth(°)	Height(m)	Comments
AV	11.55G	48.83	54.00	-5.17	13.66	3	V	13	2.25	-
PK	11.55G	56.88	74.00	-17.12	13.66	3	V	13	2.25	-

802.11ac VHT80_Nss1,(MCS0)_2TX

5775MHz_TX



EUT= Zaxis

Type	Freq(Hz)	Level(dBuV/m)	Limit(dBuV/m)	Margin(dB)	Factor(dB)	Dist(m)	Pol.(H/V)	Azimuth(°)	Height(m)	Comments
AV	11.55G	46.69	54.00	-7.31	13.66	3	H	168	3.63	-
PK	11.55G	56.29	74.00	-17.71	13.66	3	H	168	3.63	-



Summary

Mode	Result	Ch (Hz)	Center (Hz)	ppm	Limit (ppm)	Port	Remark
802.11a_(6Mbps)_2TX	-	-	-	-	-	-	-
5.15-5.25GHz	Pass	5.2G	5.19998036G	3.776	20	1	10 min



Result

Mode	Result	Ch (Hz)	Center (Hz)	ppm	Limit (ppm)	Port	Remark
802.11a_(6Mbps)_2TX	-	-	-	-	-	-	-
5200MHz	Pass	5.2G	5.19998307G	3.255	20	1	0 min
5200MHz	Pass	5.2G	5.19998312G	3.247	20	1	2 min
5200MHz	Pass	5.2G	5.19998316G	3.238	20	1	5 min
5200MHz	Pass	5.2G	5.19998316G	3.239	20	1	10 min
5200MHz	Pass	5.2G	5.1999864G	2.616	20	1	0 min
5200MHz	Pass	5.2G	5.19998631G	2.633	20	1	2 min
5200MHz	Pass	5.2G	5.19998638G	2.618	20	1	5 min
5200MHz	Pass	5.2G	5.19998639G	2.616	20	1	10 min
5200MHz	Pass	5.2G	5.19999959G	0.079	20	1	0 min
5200MHz	Pass	5.2G	5.19999953G	0.09	20	1	2 min
5200MHz	Pass	5.2G	5.1999995G	0.096	20	1	5 min
5200MHz	Pass	5.2G	5.19999945G	0.105	20	1	10 min
5200MHz	Pass	5.2G	5.1999804G	3.77	20	1	0 min
5200MHz	Pass	5.2G	5.19998039G	3.772	20	1	2 min
5200MHz	Pass	5.2G	5.19998039G	3.771	20	1	5 min
5200MHz	Pass	5.2G	5.19998036G	3.776	20	1	10 min
5200MHz	Pass	5.2G	5.20000085G	0.163	20	1	0 min
5200MHz	Pass	5.2G	5.20000081G	0.156	20	1	2 min
5200MHz	Pass	5.2G	5.20000082G	0.158	20	1	5 min
5200MHz	Pass	5.2G	5.20000088G	0.169	20	1	10 min
5200MHz	Pass	5.2G	5.19998048G	3.753	20	1	0 min
5200MHz	Pass	5.2G	5.19998046G	3.758	20	1	2 min
5200MHz	Pass	5.2G	5.19998041G	3.767	20	1	5 min
5200MHz	Pass	5.2G	5.19998045G	3.76	20	1	10 min
5200MHz	Pass	5.2G	5.19998114G	3.627	20	1	0 min
5200MHz	Pass	5.2G	5.1999812G	3.615	20	1	2 min
5200MHz	Pass	5.2G	5.19998115G	3.624	20	1	5 min
5200MHz	Pass	5.2G	5.19998121G	3.613	20	1	10 min
5200MHz	Pass	5.2G	5.19998327G	3.217	20	1	0 min
5200MHz	Pass	5.2G	5.19998325G	3.22	20	1	2 min
5200MHz	Pass	5.2G	5.19998326G	3.219	20	1	5 min
5200MHz	Pass	5.2G	5.19998327G	3.218	20	1	10 min



Summary

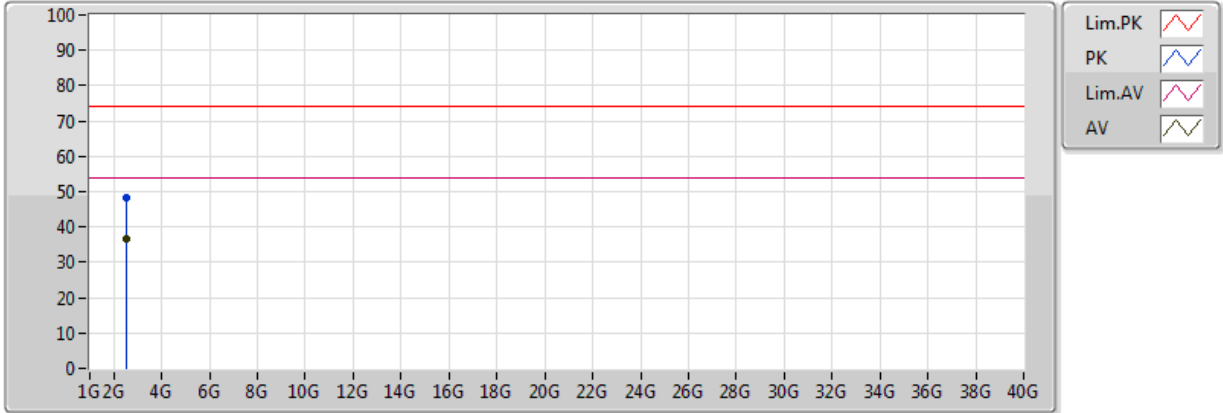
Mode	Result	Type	Freq (Hz)	Level	Limit	Margin (dB)	Factor (dB)	Dist (m)	Condition	Azimuth (°)	Height (m)	Comments
Mode 1.	Pass	AV	2.52G	36.79	54.00	-17.21	1.50	3	Vertical	0	1.00	-



Result

Mode	Result	Type	Freq (Hz)	Level	Limit	Margin (dB)	Factor (dB)	Dist (m)	Condition	Azimuth (°)	Height (m)	Comments
Mode 1.	Pass	AV	2.584G	35.46	54.00	-18.54	1.58	3	Horizontal	360	1.00	-
Mode 1.	Pass	PK	2.584G	54.88	74.00	-19.12	1.58	3	Horizontal	360	1.00	-
Mode 1.	Pass	AV	2.52G	36.79	54.00	-17.21	1.50	3	Vertical	0	1.00	-
Mode 1.	Pass	PK	2.52G	48.40	74.00	-25.60	1.50	3	Vertical	0	1.00	-

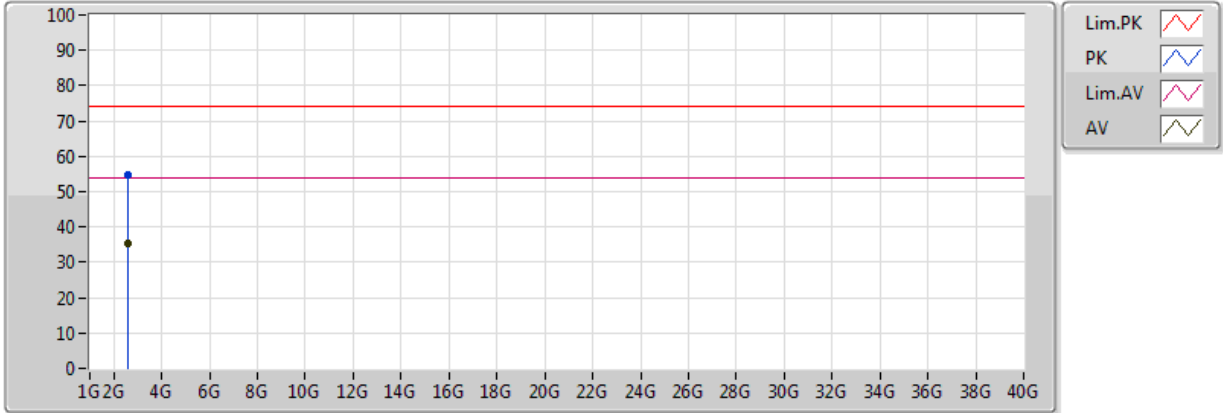
Radiated-above 1GHz_Mode 1



EUT=Z axis

Type	Freq(Hz)	Level	Limit	Margin(dB)	Factor(dB)	Dist(m)	Condition	Azimuth(°)	Height(m)	Comments
AV	2.52G	36.79	54.00	-17.21	1.50	3	Vertical	0	1.00	-
PK	2.52G	48.40	74.00	-25.60	1.50	3	Vertical	0	1.00	-

Radiated-above 1GHz_Mode 1



EUT=Z axis

Type	Freq(Hz)	Level	Limit	Margin(dB)	Factor(dB)	Dist(m)	Condition	Azimuth(°)	Height(m)	Comments
AV	2.584G	35.46	54.00	-18.54	1.58	3	Horizontal	360	1.00	-
PK	2.584G	54.88	74.00	-19.12	1.58	3	Horizontal	360	1.00	-