

APPLICATION FOR CERTIFICATION  
On Behalf of

TP-LINK Technologies Co., Ltd.

Wireless N PCI Adapter

Model Number: TL-WN851N

Prepared for : TP-LINK Technologies Co., Ltd.  
Building 7, Second Part, Honghualing Industrial Zone,  
Xili town, Nanshan District, Shenzhen, China

Prepared By : Audix Technology (Shenzhen) Co., Ltd.  
No. 6, Ke Feng Rd., 52 Block,  
Shenzhen Science & Industrial Park,  
Nantou, Shenzhen, Guangdong, China

Tel: (0755) 26639496

Report Number : ACS-F08234  
Date of Test : Mar.14~May.28, 2008  
Date of Report : May.04, 2008

## TABLE OF CONTENTS

Description	Page
<b>1. SUMMARY OF STANDARDS AND RESULTS.....</b>	<b>1-1</b>
1.1. Description of Standards and Results .....	1-1
<b>2. GENERAL INFORMATION .....</b>	<b>2-1</b>
2.1. Description of Device (EUT) .....	2-1
2.2. Data rate VS power .....	2-2
2.3. Tested Supporting System Details .....	2-3
2.4. Test Facility .....	2-4
2.5. Measurement Uncertainty .....	2-4
<b>3. POWER LINE CONDUCTED EMISSION TEST .....</b>	<b>3-1</b>
3.1. Test Equipments.....	3-1
3.2. Block Diagram of Test Setup.....	3-1
3.3. Power Line Conducted Emission Test Limits.....	3-2
3.4. Configuration of EUT on Test .....	3-2
3.5. Operating Condition of EUT.....	3-2
3.6. Test Procedure.....	3-2
3.7. Power Line Conducted Emission Test Results .....	3-3
<b>4. RADIATED EMISSION TEST .....</b>	<b>4-1</b>
4.1. Test Equipment .....	4-1
4.2. Block Diagram of Test Setup.....	4-1
4.3. Radiated Emission Limit.....	4-2
4.4. EUT Configuration on Test.....	4-2
4.5. Operating Condition of EUT.....	4-3
4.6. Test Procedure.....	4-3
4.7. Radiated Emission Test Results .....	4-3
<b>5. 6dB Bandwidth Test.....</b>	<b>5-1</b>
5.1. Test Equipment .....	5-1
5.2. Test Information.....	5-1
5.3. Test Procedure.....	5-1
5.4. Test Results .....	5-2
<b>6. OUTPUT POWER TEST.....</b>	<b>6-1</b>
6.1. Test Equipment .....	6-1
6.2. Test Procedure.....	6-1
6.3. Test Results .....	6-2
<b>7. BAND EDGE COMPLIANCE TEST .....</b>	<b>7-1</b>
7.1. Test Equipment .....	7-1
7.2. Limit.....	7-1
7.3. Test Produce .....	7-1
7.4. Test Results .....	7-1
<b>8. POWER SPECTRAL DENSITY TEST .....</b>	<b>8-1</b>
8.1. Test Equipment .....	8-1
8.2. Test Procedure.....	8-1
8.3. Test Results .....	8-2
<b>9. MPE ESTIMATION .....</b>	<b>9-1</b>
9.1. Limit for General Population / Uncontrolled Exposures .....	9-1
9.2. Estimation Result .....	9-1
<b>10. ANTENNA REQUIREMENT .....</b>	<b>10-1</b>

**11. DEVIATION TO TEST SPECIFICATIONS..... 11-1**

**12. PHOTOGRAPH..... 12-1**

12.1. Photos of Power Line Conducted Emission Test.....12-1

12.2. Photos of Radiated Emission Test.....12-2

## TEST REPORT FOR CERTIFICATION

Applicant : TP-LINK Technologies Co., Ltd.  
 Manufacturer : TP-LINK Technologies Co., Ltd.  
 EUT Description : Wireless N PCI Adapter  
 (A) MODEL NO. : TL-WN851N  
 (B) SERIAL NO. : N/A  
 (C) POWER SUPPLY : DC 3.3V  
 (D) TEST VOLTAGE : DC 3.3V From PC AC 120V/60Hz

Test Procedure Used:

FCC Rules and Regulations Part 15 Subpart C 2007

The device described above is tested by AUDIX TECHNOLOGY (SHENZHEN) CO., LTD. to determine the maximum emission levels emanating from the device. The maximum emission levels are compared to the FCC Part 15 Subpart C limits both radiated and conducted emissions.

The test results are contained in this test report and AUDIX TECHNOLOGY (SHENZHEN) CO., LTD. is assumed full responsibility for the accuracy and completeness of these tests. Also, this report shows that the Equipment Under Test (EUT) is to be technically compliant with the FCC requirements.

This report applies to above tested sample only. This report shall not be reproduced in part without written approval of AUDIX TECHNOLOGY (SHENZHEN) CO., LTD.

Date of Test : Mar.14~May.28, 2008

Prepared by : YoYo Wang  
YoYo Wang / Assistant

Reviewer : Jamy Yu  
Jamy Yu / Senior Engineer

Approved & Authorized Signer : Ken Lu  
Ken Lu / Deputy Manager



# 1. SUMMARY OF STANDARDS AND RESULTS

## 1.1. Description of Standards and Results

The EUT have been tested according to the applicable standards as referenced below.

EMISSION		
Description of Test Item	Standard	Results
Conducted Emission Test	FCC Part 15: 15.207 ANSI C63.4: 2003 KDB58074	PASS
Radiated Emission Test	FCC Part 15: 15.209 ANSI C63.4: 2003 KDB58074	PASS
6dB Bandwidth Test	FCC Part 15: 15.247 KDB58074	PASS
Output Power Test	FCC Part 15: 15.247 KDB58074	PASS
Band Edge Compliance Test	FCC Part 15: 15.247 KDB58074	PASS
Power Spectral Density Test	FCC Part 15: 15.247 KDB58074	PASS
MPE ESTIMATION	FCC Part 2: 2.1093	PASS
Antenna requirement	FCC Part 15: 15.203	PASS

## 2. GENERAL INFORMATION

### 2.1. Description of Device (EUT)

Product name	:	Wireless N PCI Adapter
Model Number	:	TL-WN851N
Operation frequency	:	IEEE 802.11b/g, 802.11n HT20: 2412MHz---2462MHz IEEE802.11n HT40: 2422MHz---2452MHz
Channel Number	:	IEEE 802.11b/g, 802.11n HT20:11 Channels IEEE 802.11n HT40 :7Channels
Modulation Technology	:	DSSS for IEEE 802.11b and OFDM for IEEE 802.11g OFDM for IEEE802.11n
Data Rate	:	IEEE 802.11b: 11/5.5/2/1Mbps. IEEE 802.11g: 54/48/36/24/18/12/9/6Mbps. IEEE 802.11n HT20 : 130, 117 ,104, 78, 65, 58.5, 52, 39, 26, 19.5,13, 6.5 Mbps IEEE 802.11n HT40 : 270, 243 ,216, 162, 135, 121.5, 108, 81, 54,40.5, 27, 13.5Mbps
Output power	:	23.59 dBm(Maximum Peak measured)
Power	:	DC 3.3V
Antenna Assembly Gain	:	2dBi (maximum)
Applicant	:	TP-LINK Technologies Co., Ltd. Building 7, Second Part, Honghualing Industrial Zone, Xili town, Nanshan District, Shenzhen, China
Manufacturer	:	TP-LINK Technologies Co., Ltd. Building 7, Second Part, Honghualing Industrial Zone, Xili town, Nanshan District, Shenzhen, China
Date of Test	:	Mar.14~May.28, 2008
Date of Receipt	:	Mar.12, 2008
Sample Type	:	Prototype production

## 2.2.Date rate VS power

Mode	Data rate(Mbps)	CH	chain 1	chain2	Result
			Level(dBm)	Level(dBm)	Total Power (dBm)
11b	1	CH6	17.18	16.99	<b>20.10</b>
	2	CH6	17.05	16.54	<b>19.81</b>
	5.5	CH6	17.11	16.34	<b>19.75</b>
	11	CH6	17.10	16.77	<b>19.95</b>
11g	6	CH6	18.94	19.22	<b>22.09</b>
	9	CH6	18.24	19.15	<b>21.73</b>
	12	CH6	18.56	19.03	<b>21.81</b>
	18	CH6	18.37	19.14	<b>21.78</b>
	24	CH6	18.44	19.41	<b>21.96</b>
	36	CH6	18.29	19.02	<b>21.68</b>
	48	CH6	18.40	19.11	<b>21.78</b>
	54	CH6	18.55	19.14	<b>21.87</b>
11n HT20	130	CH6	19.31	19.2	<b>22.27</b>
	117	CH6	19.24	19.18	<b>22.22</b>
	104	CH6	19.24	19.31	<b>22.29</b>
	78	CH6	19.25	19.21	<b>22.24</b>
	65	CH6	19.14	19.36	<b>22.26</b>
	58.5	CH6	19.37	19.15	<b>22.27</b>
	52	CH6	19.24	19.28	<b>22.27</b>
	39	CH6	19.18	19.27	<b>22.24</b>
	26	CH6	19.19	19.45	<b>22.33</b>
	19.5	CH6	18.96	19.01	<b>22.00</b>
	13	CH6	19.23	19.24	<b>22.25</b>
6.5	CH6	19.45	19.56	<b>22.52</b>	
11N HT40	13.5	CH4	20.38	20.56	<b>23.48</b>
	27	CH4	20.17	20.4	<b>23.30</b>
	40.5	CH4	20.05	20.11	<b>23.09</b>
	54	CH4	19.96	20.04	<b>23.01</b>
	81	CH4	20.20	20.14	<b>23.18</b>
	108	CH4	20.17	20.16	<b>23.18</b>
	121.5	CH4	20.14	20.22	<b>23.19</b>
	135	CH4	20.26	20.13	<b>23.21</b>
	162	CH4	20.36	20.08	<b>23.23</b>
	216	CH4	20.17	20.09	<b>23.14</b>
	243	CH4	20.19	20.16	<b>23.19</b>
270	CH4	20.09	20.07	<b>23.09</b>	

When IEEE 802.11b's data rate was 1Mbps ; IEEE 802.11g's data rate was 6Mbps,IEEE 802.11n HT20's data rate was 6.5Mbps;IEEE802.11n HT40's data rate was 13.5Mbps the EUT have maximum output power and all the test was performed in this data rate set.

## 2.3. Tested Supporting System Details

### 2.3.1. PERSONAL COMPUTER

EMC CODE : Test PC G  
M/N : AG017PA#AB2  
S/N : CN5470G18  
Manufacturer : HP  
Power cord : Unshielded, Detachabled, 1.8m  
FCC ID : By DoC  
BSMI ID : R33001

### 2.3.2. MONITOR

EMC CODE : ACS-EMC-LM03R  
M/N : 1907FPt  
S/N : CN-009759-71618-6AP-ACPP  
Manufacturer : DELL  
Data Cable (VGA) : Shielded, Detachabled, 2.0m  
(Bond two ferrite cores)  
Power Cord : Unshielded, Detachabled, 1.8m  
FCC ID : By DoC  
BSMI ID : R3A002

### 2.3.3. USB KEYBOARD

EMC CODE : ACS-EMC-K11R  
M/N : SK-8115  
S/N : CN-ODJ313-71616-6BB-049J  
Manufacturer : DELL  
Data Cable : Shielded, Undetachabled, 2.0m  
FCC ID : By DoC  
BSMI ID : T3A002

### 2.3.4. USB MOUSE

EMC CODE : ACS-EMC-M08R  
M/N : M056UOA  
S/N : F1800P4E  
Manufacturer : DELL  
Data Cable : Shielded, Undetachabled, 2.0m  
FCC ID : By DoC  
BSMI ID : R41108



## 2.4. Test Facility

### Site Description

Name of Firm : Audix Technology (Shenzhen) Co., Ltd.  
No. 6, Ke Feng Rd., 52 Block, Shenzhen  
Science & Industrial Park, Nantou,  
Shenzhen, Guangdong, China

3m Anechoic Chamber : Jun. 13, 2006 File on Federal  
Communication Commission  
Registration Number: 90454

3m & 10m Anechoic Chamber : Jan. 31, 2007 File on Federal  
Communication Commission  
Registration Number: 794232

EMC Lab. : Accredited by DATech, German  
Registration Number: DAT-P-091/99-01  
Dec. 20, 2007

Accredited by NVLAP, USA  
NVLAP Code: 200372-0  
Apr. 01, 2007

## 2.5. Measurement Uncertainty

No.	Item	Uncertainty
1.	Uncertainty for Conducted Emission Test	1.22dB
2.	Uncertainty for Radiated Emission Test<1GHz	4.62dB
3.	Uncertainty for Radiated Emission Test>1GHz	4.79dB
4.	Uncertainty for Frequency measure	$0.42 \times 10^{-6}$
5.	Uncertainty for conducted power measure	0.112

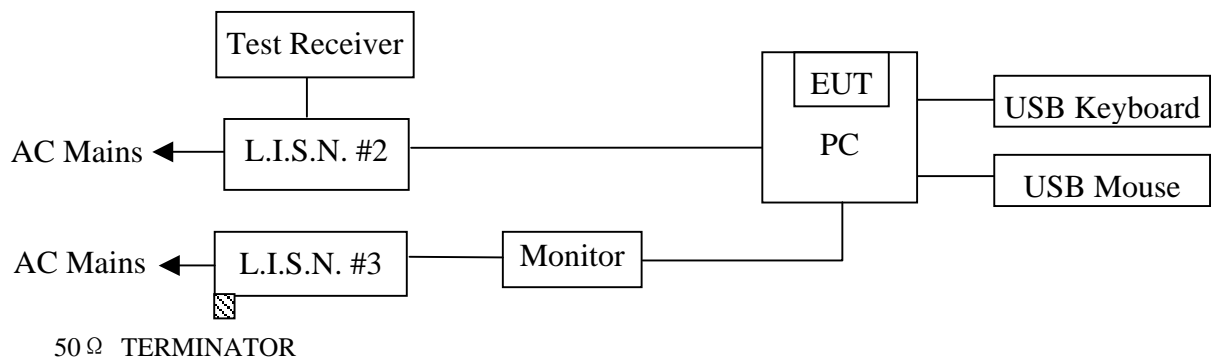
### 3. POWER LINE CONDUCTED EMISSION TEST

#### 3.1. Test Equipments

Item	Equipment	Manufacturer	Model No.	Serial No.	Last Cal.	Cal. Interval
1.	Test Receiver	Rohde & Schwarz	ESHS10	838693/001	Dec.19, 07	1 Year
2.	L.I.S.N.#2	Kyoritsu	KNW-407	8-1636-1	May 11, 07	1 Year
3.	L.I.S.N.#3	EMCO	3825/2	9006-1660	May 11, 07	1 Year
4.	Terminator	Hubersuhner	50Ω	No. 1	May 11, 07	1 Year
5.	RF Cable	Fujikura	3D-2W	LISN Cable 1#	Jan.09, 08	1/2 Year
6.	Coaxial Switch	Anritsu	MP59B	M55367	Jan.09, 08	1/2 Year
7.	Pulse Limiter	Rohde & Schwarz	ESH3-Z2	100340	Jan.09, 08	1/2 Year

#### 3.2. Block Diagram of Test Setup

##### 3.2.1. Block diagram of connection between the EUT and simulators



*(EUT: Wireless N PCI Adapter)*

### 3.3.Power Line Conducted Emission Test Limits

Frequency	Maximum RF Line Voltage	
	Quasi-Peak Level dB( $\mu$ V)	Average Level dB( $\mu$ V)
150kHz ~ 500kHz	66 ~ 56*	56 ~ 46*
500kHz ~ 5MHz	56	46
5MHz ~ 30MHz	60	50

Notes: 1. \* Decreasing linearly with logarithm of frequency.  
2. The lower limit shall apply at the transition frequencies.

### 3.4.Configuration of EUT on Test

The following equipment are installed on Power Line Conducted Emission Test to meet the commission requirement and operating regulations in a manner which tends to maximize its emission characteristics in a normal application.

#### 3.4.1.Wireless N PCI Adapter (EUT)

Model Number : TL-WN851N  
Serial Number : N/A  
Manufacturer : TP-LINK Technologies Co., Ltd.

3.4.2.Support Equipment : As Tested Supporting System Detail, in Section 2.2..

### 3.5.Operating Condition of EUT

3.5.1.Setup the EUT and simulator as shown as Section 3.2.

3.5.2.Turn on the power of all equipment.

3.5.3.PC ran the Control program to control EUT Work in test mode (Tx Mode)

### 3.6.Test Procedure

The EUT is connected to the power mains through a line impedance stabilization network (L.I.S.N.#2). This provides a 50 ohm coupling impedance for the EUT. Please refer the block diagram of the test setup and photographs. The other peripheral devices power cord connected to the power mains through a line impedance stabilization network (L.I.S.N.#3). Power on the PC and let it work normally, we use a keyboard test soft ware, let EUT working in test mode, then test it. Both sides of AC line are checked to find out the maximum conducted emission. In order to find the maximum emission levels, the relative positions of equipment and all of the interface cables shall be changed according to ANSI C63.4: 2003 on Conducted Emission Test.

The bandwidth of test receiver (R & S ESHS10) is set at 10kHz.

The frequency range from 150kHz to 30MHz is checked.

The test result are reported on Section 3.7.,

### 3.7. Power Line Conducted Emission Test Results

**PASS.** (All emissions not reported below are too low against the prescribed limits.)

The EUT with the following test modes was tested and selected (mode 1) to read Q.P values and average values, all the test results are listed in next pages.

EUT: Wireless N PCI Adapter      Model No. : TL-WN851N

Test Date: Mar.14, 2008      Temperature: 23°C      Humidity: 54%

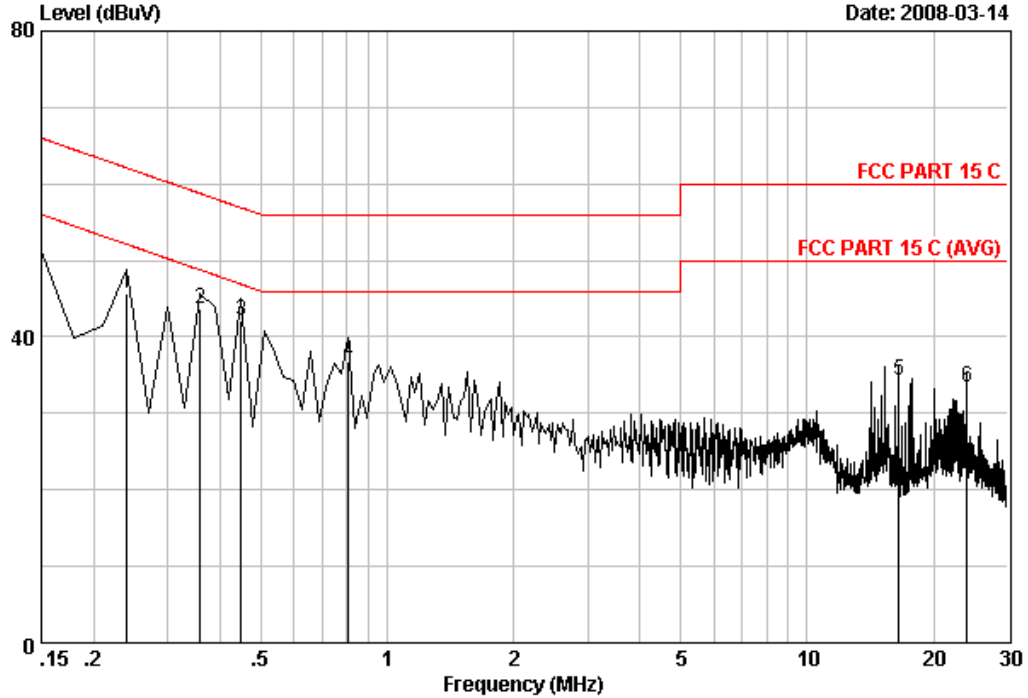
The details of test modes are as follows :

No.	Test Mode	Reference Test Data No.	
		VA	VB
1.	TX Mode	# 1	# 2



NO.6 Ke Feng Road,Block 52,  
Shenzhen Science&Industry Park  
Nantou, Shenzhen,Guang dong, China.  
Tel:+86-755-26639495  
Fax:+86-755-26632877  
Postcode:518057

Data: 1 File: D:\emc 002\DATA\2008 Report\T\TP-LINK\ACS8Q344.EMI (4)



Site no :AUDIX No.1 Conduction Data no :1  
 Dis./Ant. :-- KNW407 VA (1#) LISN phase:  
 Limit :FCC PART 15 C  
 Env./Ins. :Temp:23' Humi:54% Engineer :Jamy  
 EUT :Wireless N PCI Adapter M/N:TL-WN851N  
 Power Rating :DC 3.3V From PC 120V/60Hz  
 Test Mode :Tx Mode

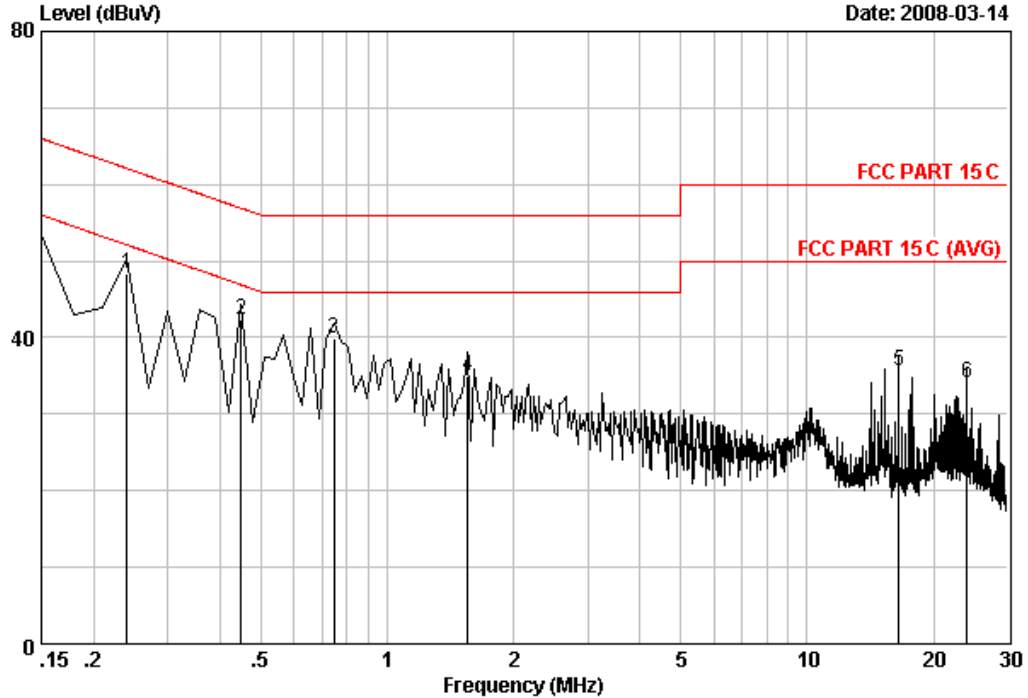
No	Freq (MHz)	LISN Factor (dB)	Cable Loss (dB)	Reading (dBuV)	Emission Level (dBuV)	Limits (dBuV)	Margin (dB)	Remark
1	0.24	0.14	10.15	35.48	45.77	62.11	16.34	QP
2	0.36	0.10	10.14	33.40	43.64	58.75	15.11	QP
3	0.45	0.07	10.14	31.81	42.02	56.90	14.88	QP
4	0.81	0.04	10.14	26.61	36.79	56.00	19.21	QP
5	16.51	0.36	10.32	23.74	34.42	60.00	25.58	QP
6	24.03	0.54	10.35	22.57	33.46	60.00	26.54	QP

Remarks: 1.Emission Level=LISN Factor+Cable Loss+Reading.  
 2.If the average limit is met when using a quasi-peak detector.  
 the EUT shall be deemed to meet both limits and measurement  
 with average detector is unnecessary.



NO.6 Ke Feng Road,Block 52,  
Shenzhen Science&Industry Park  
Nantou, Shenzhen,Guang dong, China.  
Tel:+86-755-26639495  
Fax:+86-755-26632877  
Postcode:518057

Data: 2 File: D:\emc 002\DATA\2008 Report\T\TP-LINK\ACS8Q344.EMI (4)



Site no :AUDIX No.1 Conduction Data no :2  
 Dis./Ant. :-- KNW407 VB (1#) LISN phase:  
 Limit :FCC PART 15 C  
 Env./Ins. :Temp:23' Humi:54% Engineer :Jamy  
 EUT :Wireless N PCI Adapter M/N:TL-WN851N  
 Power Rating :DC 3.3V From PC 120V/60Hz  
 Test Mode :Tx Mode

No	Freq (MHz)	LISN Factor (dB)	Cable Loss (dB)	Reading (dBuV)	Emission Level (dBuV)	Limits (dBuV)	Margin (dB)	Remark
1	0.24	0.14	10.15	38.00	48.29	62.11	13.82	QP
2	0.45	0.07	10.14	32.16	42.37	56.90	14.53	QP
3	0.75	0.04	10.14	29.80	39.98	56.00	16.02	QP
4	1.55	0.05	10.15	24.86	35.06	56.00	20.94	QP
5	16.51	0.36	10.32	24.98	35.66	60.00	24.34	QP
6	24.03	0.54	10.35	23.13	34.02	60.00	25.98	QP

Remarks: 1.Emission Level=LISN Factor+Cable Loss+Reading.  
 2.If the average limit is met when using a quasi-peak detector.  
 the EUT shall be deemed to meet both limits and measurement  
 with average detector is unnecessary.

## 4. RADIATED EMISSION TEST

### 4.1. Test Equipment

Frequency rang: 30~1000MHz

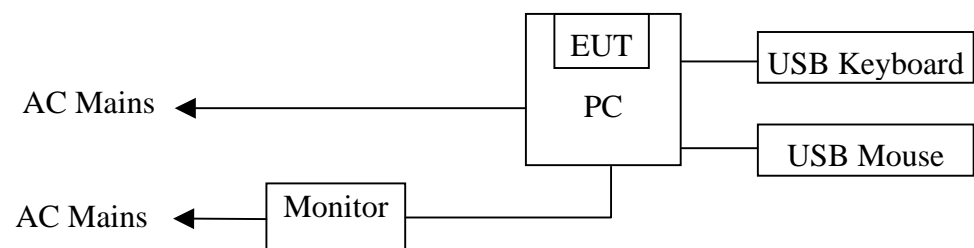
Item	Equipment	Manufacturer	Model No.	Serial No.	Last Cal.	Cal. Interval
1.	3#Chamber	AUDIX	N/A	N/A	Dec.20.07	1/2 Year
2.	EMI Spectrum	Agilent	E7403A	MY42000106	May 11, 07	1 Year
3.	Test Receiver	Rohde & Schwarz	ESVS20	830350/005	Dec.19, 07	1 Year
4.	Amplifier	HP	8447D	2944A04738	Jan.09, 08	1/2 Year
5.	Bilog Antenna	Schaffner	CBL6111C	2598	Feb.21, 08	1 Year
6.	RF Cable	JINGCHENG	KLMR400	3# Chamber No.1	Jan.09, 08	1/2 Year
7.	RF Cable	JINGCHENG	JBV400	3# Chamber No.2	Jan.09, 08	1/2 Year
8.	RF Cable	JINGCHENG	JBV400	3# Chamber No.3	Jan.09, 08	1/2 Year
9.	RF Cable	JINGCHENG	JBV400	3# Chamber No.4	Jan.09, 08	1/2 Year
10.	Coaxial Switch	Anritsu	MP59B	M73989	Jan.09, 08	1/2 Year

Frequency rang: above 1000MHz

Item	Equipment	Manufacturer	Model No.	Serial No.	Last Cal.	Cal. Interval
1.	Spectrum	Agilent	E4446A	MY41440292	May 11, 07	1 Year
2.	Amp	HP	8449B	3008A00863	May 11, 07	1 Year
3.	Antenna	EMCO	3115	9607-4877	Jan. 23, 07	1.5 Year
4.	Antenna	EMCO	3116	00060088	May 28, 07	1 Year
5.	HF Cable	Hubersuhne	Sucoflex104	-	May 11, 07	1 Year

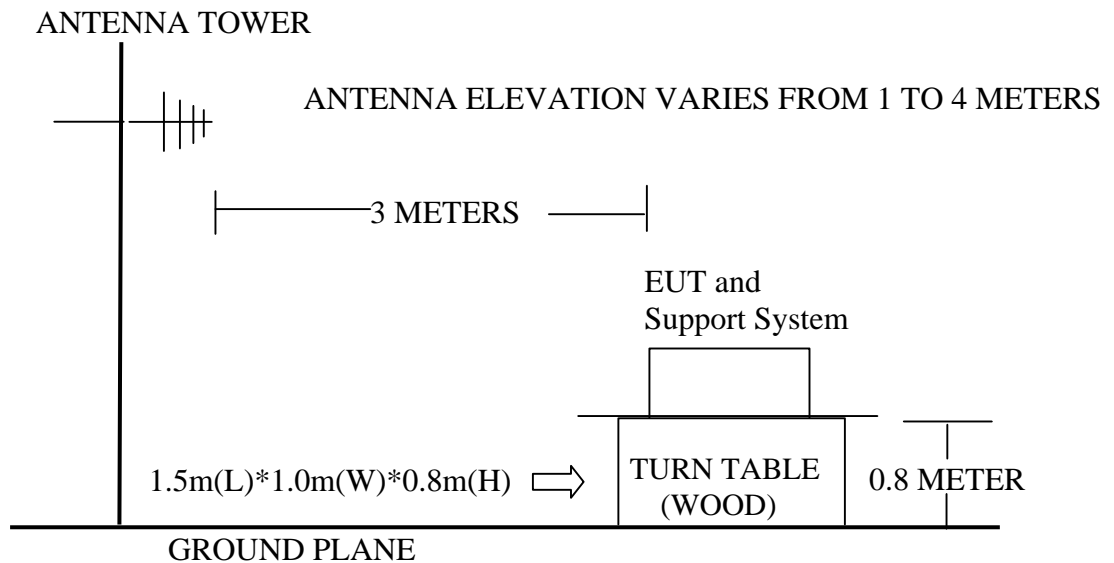
### 4.2. Block Diagram of Test Setup

#### 4.2.1. Block diagram of connection between the EUT and simulators



*(EUT: Wireless N PCI Adapter)*

#### 4.2.2. In Anechoic Chamber



#### 4.3. Radiated Emission Limit

FREQUENCY MHz	DISTANCE Meters	FIELD STRENGTHS LIMIT	
		$\mu\text{V}/\text{m}$	$\text{dB}(\mu\text{V})/\text{m}$
30 ~ 88	3	100	40.0
88 ~ 216	3	150	43.5
216 ~ 960	3	200	46.0
960 ~ 1000	3	500	54.0
Above 1000	3	74.0 $\text{dB}(\mu\text{V})/\text{m}$ (Peak) 54.0 $\text{dB}(\mu\text{V})/\text{m}$ (Average)	

- Remark :
- (1) Emission level  $\text{dB}\mu\text{V} = 20 \log$  Emission level  $\mu\text{V}/\text{m}$
  - (2) The smaller limit shall apply at the cross point between two frequency bands.
  - (3) Distance is the distance in meters between the measuring instrument, antenna and the closest point of any part of the device or system.

#### 4.4. EUT Configuration on Test

The following equipment are installed on Radiated Emission Test to meet the commission requirements and operating regulations in a manner which tends to maximize its emission characteristics in normal application.

##### 4.4.1. Wireless N PCI Adapter (EUT)

Model Number : TL-WN851N  
 Serial Number : N/A  
 Manufacturer : TP-LINK Technologies Co., Ltd.

4.4.2. Support Equipment : As Tested Supporting System Detail, in Section 2.2.



## 4.5. Operating Condition of EUT

4.5.1. Setup the EUT and simulator as shown as Section 4.2.

4.5.2. Turn on the power of all equipment.

4.5.3. PC ran the Control program to control EUT Work in test mode (Tx Mode)

## 4.6. Test Procedure

EUT and its simulators are placed on a turn table, which is 0.8 meter high above ground. The turn table can rotate 360 degrees to determine the position of the maximum emission level. Power on the EUT and let it work normally, we use a keyboard test software, let EUT working in test mode, then test it. EUT is set 3 meters away from the receiving antenna, which is mounted on an antenna tower. The antenna can be moved up and down between 1 meter and 4 meters to find out the maximum emission level. Broadband antenna (calibrated bilog antenna) is used as receiving antenna. Both horizontal and vertical polarization of the antenna are set on test.

The bandwidth of the EMI test receiver (R&S ESVS20) is set at 120kHz for frequency range from 30MHz to 1000 MHz.

The bandwidth of the VBW is set at 1MHz and RBW is set at 1MHz for peak emissions measurement above 1GHz and 1MHz RBW 10Hz VBW for average emission above 1GHz

The frequency range from 30MHz to 10<sup>th</sup> harmonic are checked.

The test modes (IEEE 802.11b TX/ IEEE 802.11g TX/ IEEE 802.11n TX (HT20)/ IEEE 802.11n TX (HT40)) are tested in Anechoic Chamber and all the scanning waveforms are reported with antenna in horizontal and vertical polarization on Section 4.7.

## 4.7. Radiated Emission Test Results

**PASS.**

The frequency range from 30MHz to 1000MHz and above 1GHz is investigated. Please see the following pages.

All the emissions 1GHz~4GHz and 18GHz~25GHz are peak measured and comply with average limit.

Test Date: Mar.14~Apr.15, 2008      Temperature: 24℃      Humidity: 56%

The details of test modes are as follows :

Test Mode	Frequency (MHz)	Test Mode	Reference Test Data No.	
			Horizontal	Vertical
1.	30~1000	Tx Mode	#3	#4
2.	1000~4000	Tx IEEE802.11b CH1 2412MHz	#1(P)	#2(P)
3.		Tx IEEE802.11b CH6 2437MHz	#4(P)	#3(P)
4.		Tx IEEE802.11b CH11 2462MHz	#5(P)	#6(P)
5.		Tx IEEE802.11g CH1 2412MHz	#8(P)	#7(P)
6.		Tx IEEE802.11g CH6 2437MHz	#9(P)	#10(P)
7.		Tx IEEE802.11g CH11 2462MHz	#12(P)	#11(P)
8.		Tx IEEE802.11n CH1 2412MHz (HT20)	#13(P)	#14(P)
9.		Tx IEEE802.11n CH6 2437MHz(HT20)	#16(P)	#15(P)
10.		Tx IEEE802.11n CH11 2462MHz(HT20)	#17(P)	#18(P)
11.		Tx IEEE802.11n CH1 2422MHz (HT40)	#20(P)	#19(P)
12.		Tx IEEE802.11n CH4 2437MHz(HT40)	#21(P)	#22(P)
13.		Tx IEEE802.11n CH7 2452MHz(HT40)	#24(P)	#23(P)
14.		4000~18000	Tx IEEE802.11b CH1 2412MHz	#25(P), #26(Av)
15.	Tx IEEE802.11b CH6 2437MHz		#31(P), #32(Av)	#29(P), #30(Av)
16.	Tx IEEE802.11b CH11 2462MHz		#33(P), #34(Av)	#35(P), #36(Av)
17.	Tx IEEE802.11g CH1 2412MHz		#39(P), #40(Av)	#37(P), #38(Av)
18.	Tx IEEE802.11g CH6 2437MHz		#41(P), #42(Av)	#43(P), #44(Av)
19.	Tx IEEE802.11g CH11 2462MHz		#47(P), #48(Av)	#45(P), #46(Av)
20.	Tx IEEE802.11n CH1 2412MHz (HT20)		#49(P), #50(Av)	#51(P), #52(Av)
21.	Tx IEEE802.11n CH6 2437MHz(HT20)		#55(P), #56(Av)	#53(P), #54(Av)
22.	Tx IEEE802.11n CH11 2462MHz(HT20)		#57(P), #58(Av)	#59(P), #60(Av)
23.	Tx IEEE802.11n CH1 2422MHz (HT40)		#63(P), #64(Av)	#61(P), #62(Av)
24.	Tx IEEE802.11n CH4 2437MHz(HT40)		#65(P), #66(Av)	#67(P), #68(Av)

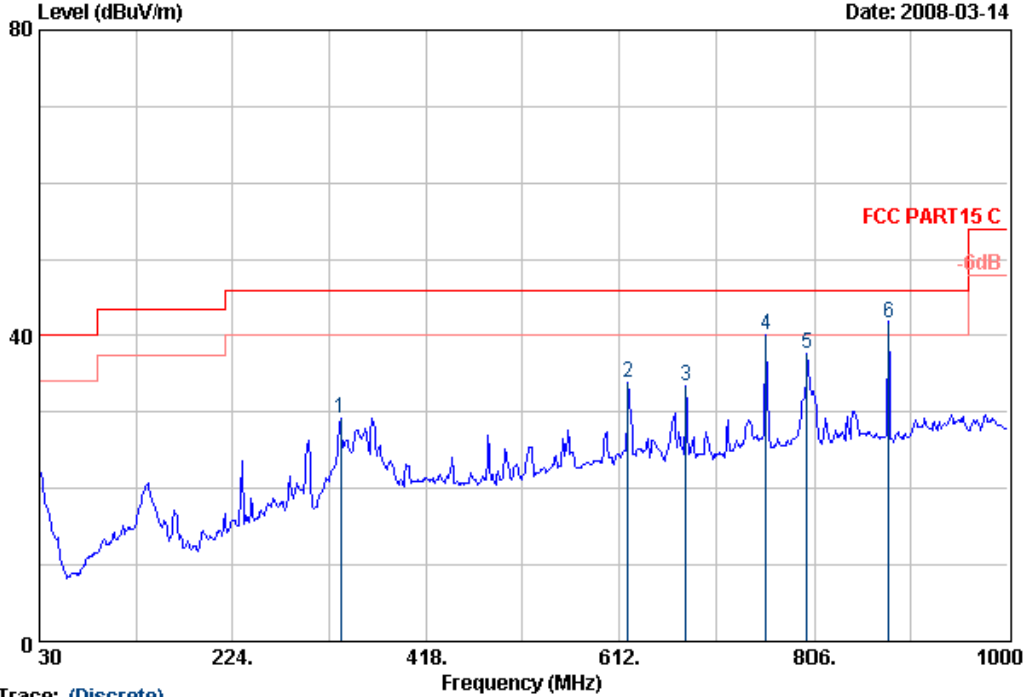
25.		Tx IEEE802.11n CH7 2452MHz(HT40)	#71(P), #72(Av)	#69(P), #70(Av)
26.	18000~25000	Tx IEEE802.11b CH1 2412MHz	#73(Av)	#74(Av)
27.		Tx IEEE802.11b CH6 2437MHz	#76(Av)	#75(Av)
28.		Tx IEEE802.11b CH11 2462MHz	#77(Av)	#78(Av)
29.		Tx IEEE802.11g CH1 2412MHz	#80(Av)	#79(Av)
30.		Tx IEEE802.11g CH6 2437MHz	#81(Av)	#82(Av)
31.		Tx IEEE802.11g CH11 2462MHz	#84(Av)	#83(Av)
32.		Tx IEEE802.11n CH1 2412MHz (HT20)	#85(Av)	#86(Av)
33.		Tx IEEE802.11n CH6 2437MHz(HT20)	#88(Av)	#87(Av)
34.		Tx IEEE802.11n CH11 2462MHz(HT20)	#89(Av)	#90(Av)
35.		Tx IEEE802.11n CH1 2422MHz (HT40)	#92(Av)	#91(Av)
36.		Tx IEEE802.11n CH4 2437MHz(HT40)	#93(Av)	#94(Av)
37.		Tx IEEE802.11n CH7 2452MHz(HT40)	#96(Av)	#95(Av)
Note: "P" means "peak", "Av" means "average"				

Frequency: 30MHz~1GHz



No.6 Ke Feng Road,B1;ck 52,  
ShenZhen Science & Industry Park  
Noutou,ShenZhen,GuangDong,China  
Tel:+86-755-26639495  
Fax:+86-755-26632877  
Postcode:518057

Data: 3 File: D:\2008 Report Data\T\TP-LINK\ACS8Q344.EMI (6)



Trace: (Discrete)

Site no. : 3# Chamber Radiation Data no. : 3  
 Dis. / Ant. : 3m 2598 Ant. pol. : HORIZONTAL  
 Limit : FCC PART15 C  
 Env. / Ins. : 24°C/56% ESVS20 Engineer : Jamy  
 EUT : Wireless N PCI Adapter M/N:TL-WN851N  
 Power Rating : DC 3.3V From PC 120V/60Hz  
 Test Mode : TX mode  
 Memo :

	Freq. (MHz)	Ant. Factor (dB/m)	Cable Loss (dB)	Reading (dBuV)	Emission Level (dBuV/m)	Limits (dBuV/m)	Margin (dB)	Remark
1	332.64	14.56	1.76	12.96	29.28	46.00	16.72	QP
2	620.73	20.08	2.32	11.52	33.92	46.00	12.08	QP
3	678.93	20.60	2.45	10.39	33.44	46.00	12.56	QP
4	759.44	21.92	2.44	15.79	40.15	46.00	5.85	QP
5	800.18	21.80	2.61	13.16	37.57	46.00	8.43	QP
6	880.69	22.62	2.59	16.50	41.71	46.00	4.29	QP

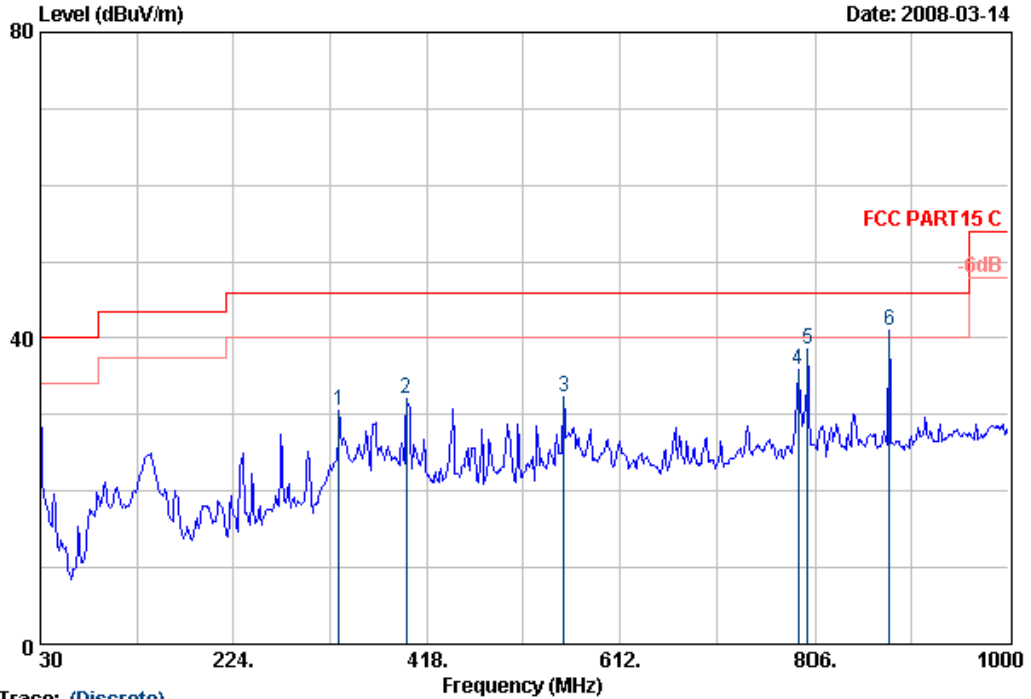
Remarks: 1. Emission Level= Antenna Factor + Cable Loss + Reading.  
 2. The emission levels that are 20dB below the official limit are not reported.



No.6 Ke Feng Road,B1;ck 52,  
 ShenZhen Science & Industry Park  
 Noutou,ShenZhen,GuangDong,China  
 Tel:+86-755-26639495  
 Fax:+86-755-26632877  
 Postcode:518057

Data: 4 File: D:\2008 Report Data\T\TP-LINK\ACS8Q344.EMI (6)

Date: 2008-03-14



Trace: (Discrete)

Site no. : 3# Chamber Radiation Data no. : 4  
 Dis. / Ant. : 3m 2598 Ant. pol. : VERTICAL  
 Limit : FCC PART15 C  
 Env. / Ins. : 24\*C/56% ESVS20 Engineer : Jamy  
 EUT : Wireless N PCI Adapter M/N:TL-WN851N  
 Power Rating : DC 3.3V From PC 120V/60Hz  
 Test Mode : TX mode  
 Memo :

	Freq. (MHz)	Ant. Factor (dB/m)	Cable Loss (dB)	Reading (dBuV)	Emission Level (dBuV/m)	Limits (dBuV/m)	Margin (dB)	Remark
1	329.73	14.50	1.71	14.27	30.48	46.00	15.52	QP
2	397.63	16.42	1.85	13.92	32.19	46.00	13.81	QP
3	555.74	19.38	2.11	10.86	32.35	46.00	13.65	QP
4	790.48	22.00	2.42	11.46	35.88	46.00	10.12	QP
5	800.18	21.80	2.61	14.06	38.47	46.00	7.53	QP
6	880.69	22.62	2.59	15.90	41.11	46.00	4.89	QP

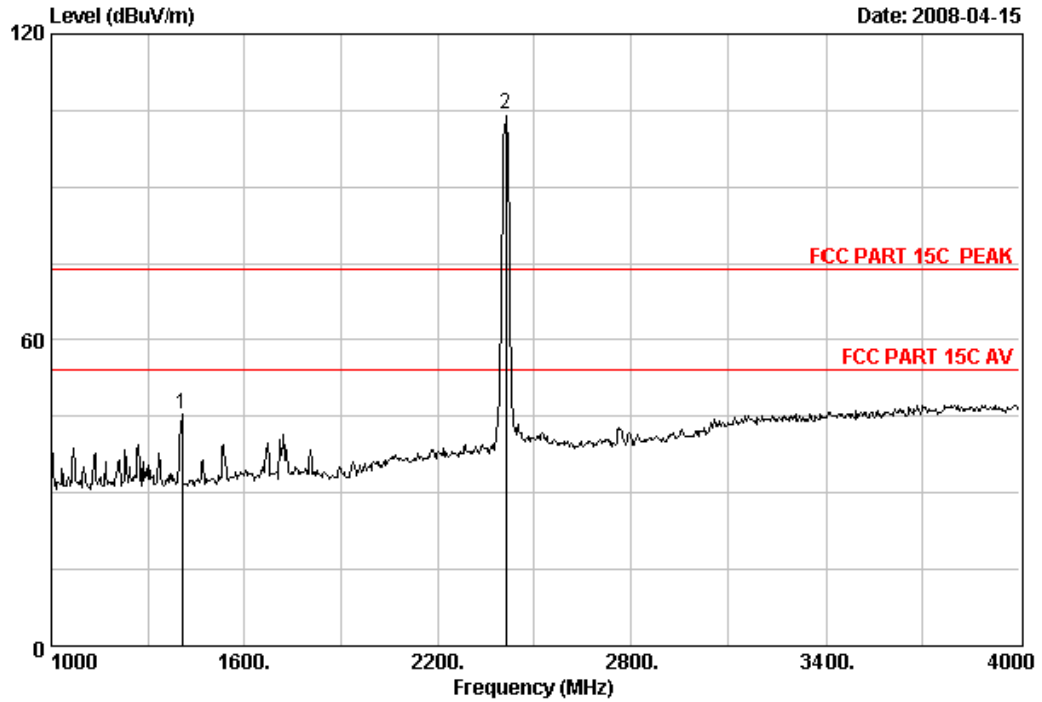
Remarks: 1. Emission Level= Antenna Factor + Cable Loss + Reading.  
 2. The emission levels that are 20dB below the official limit are not reported.

Frequency: 1GHz~4GHz



No.6 Ke Feng Road,B1;ck 52,  
ShenZhen Science & Industry Park  
Noutou,ShenZhen,GuangDong,China  
Tel:+86-755-26639495-7  
Fax:+86-755-26632877  
Postcode:518057

Data: 1 File: D:\2008 report data\T\TP-LINK\ACS8Q344.EMI (96)



Site no. : RF Chamber Data no. : 1  
 Dis. / Ant. : 3m 3115 FACTOR Ant. pol. : HORIZONTAL  
 Limit : FCC PART 15C PEAK  
 Env. / Ins. : 23°C/54% Engineer : Jamy  
 EUT : Wireless N PCI Adapter M/N:TL-WN851N  
 Power Rating: DC 3.3V From PC 230V/50Hz  
 Test Mode : IEEE802.11b CH1:2412MHz Tx

	Freq. (MHz)	Ant. Factor (dB/m)	Cable Loss (dB)	Amp Factor (dB)	Reading (dBuV)	Emission Level (dBuV/m)	Limits (dBuV/m)	Margin (dB)	Remark
1	1405.00	25.20	5.08	35.84	50.91	45.35	74.00	28.65	Peak
2	2412.00	29.03	6.73	35.18	103.87	104.45	74.00	-30.45	Peak

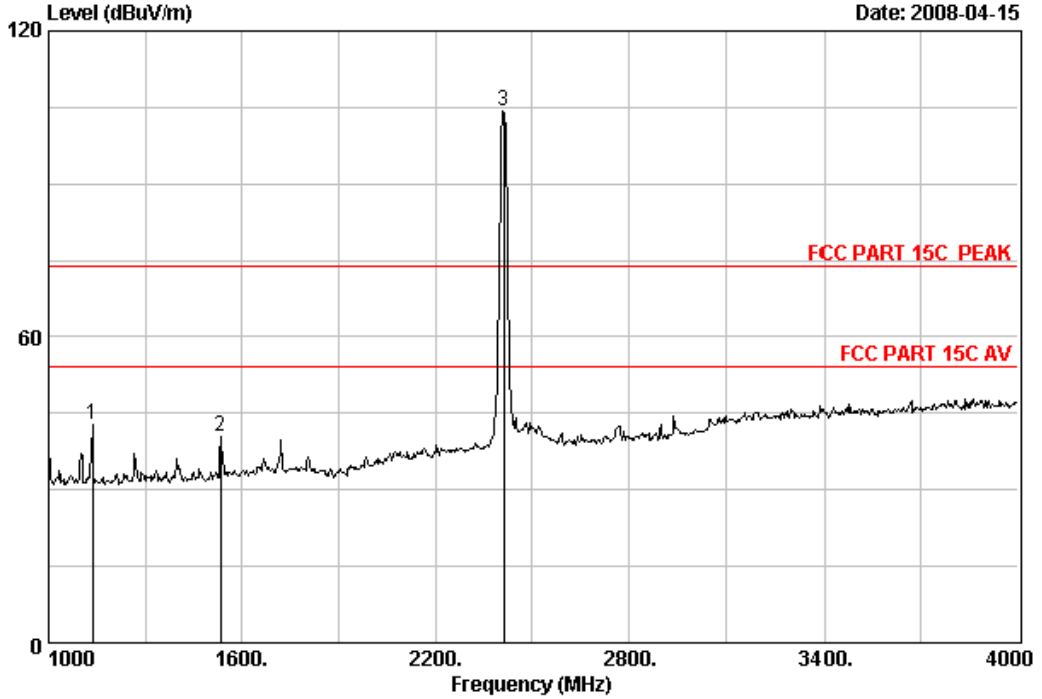
Remarks: 1. Emission Level= Antenna Factor + Cable Loss - Amp Factor + Reading.  
 2. The emission levels that are 20dB below the official limit are not reported.



No.6 Ke Feng Road,B1;ck 52,  
 ShenZhen Science & Industry Park  
 Noutou,ShenZhen,GuangDong,China  
 Tel:+86-755-26639495-7  
 Fax:+86-755-26632877  
 Postcode:518057

Data: 2 File: D:\2008 report data\T\TP-LINK\ACS8Q344.EMI (96)

Date: 2008-04-15



Site no. : RF Chamber Data no. : 2  
 Dis. / Ant. : 3m 3115 FACTOR Ant. pol. : VERTICAL  
 Limit : FCC PART 15C PEAK  
 Env. / Ins. : 23°C/54% Engineer : Jamy  
 EUT : Wireless N PCI Adapter M/N:TL-WN851N  
 Power Rating: DC 3.3V From PC 230V/50Hz  
 Test Mode : IEEE802.11b CH1:2412MHz Tx

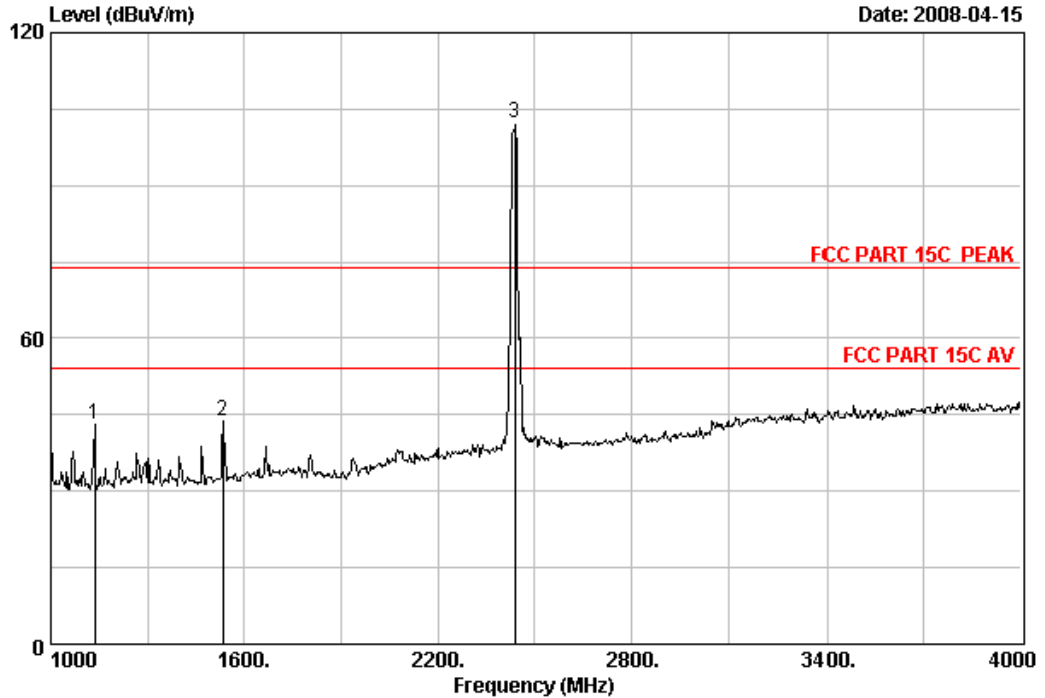
	Freq. (MHz)	Ant. Factor (dB/m)	Cable Loss (dB)	Amp Factor (dB)	Reading (dBuV)	Emission Level (dBuV/m)	Limits (dBuV/m)	Margin (dB)	Remark
1	1135.00	24.67	4.63	36.09	49.63	42.84	74.00	31.16	Peak
2	1534.00	25.55	5.35	35.73	45.25	40.42	74.00	33.58	Peak
3	2412.00	29.03	6.73	35.18	103.68	104.26	74.00	-30.26	Peak

Remarks: 1. Emission Level= Antenna Factor + Cable Loss - Amp Factor + Reading.  
 2. The emission levels that are 20dB below the official limit are not reported.



No.6 Ke Feng Road,B1;ck 52,  
 ShenZhen Science & Industry Park  
 Noutou,ShenZhen,GuangDong,China  
 Tel:+86-755-26639495-7  
 Fax:+86-755-26632877  
 Postcode:518057

Data: 4 File: D:\2008 report data\T\TP-LINK\ACS8Q344.EMI (96)



Site no. : RF Chamber Data no. : 4  
 Dis. / Ant. : 3m 3115 FACTOR Ant. pol. : HORIZONTAL  
 Limit : FCC PART 15C PEAK  
 Env. / Ins. : 23°C/54% Engineer : Jamy  
 EUT : Wireless N PCI Adapter M/N:TL-WN851N  
 Power Rating: DC 3.3V From PC 230V/50Hz  
 Test Mode : IEEE802.11b CH6:2437MHz Tx

	Freq. (MHz)	Ant. Factor (dB/m)	Cable Loss (dB)	Amp Factor (dB)	Reading (dBuV)	Emission Level (dBuV/m)	Limits (dBuV/m)	Margin (dB)	Remark
1	1135.00	24.67	4.63	36.09	49.78	42.99	74.00	31.01	Peak
2	1534.00	25.55	5.35	35.73	48.63	43.80	74.00	30.20	Peak
3	2437.00	29.11	6.80	35.17	101.43	102.17	74.00	-28.17	Peak

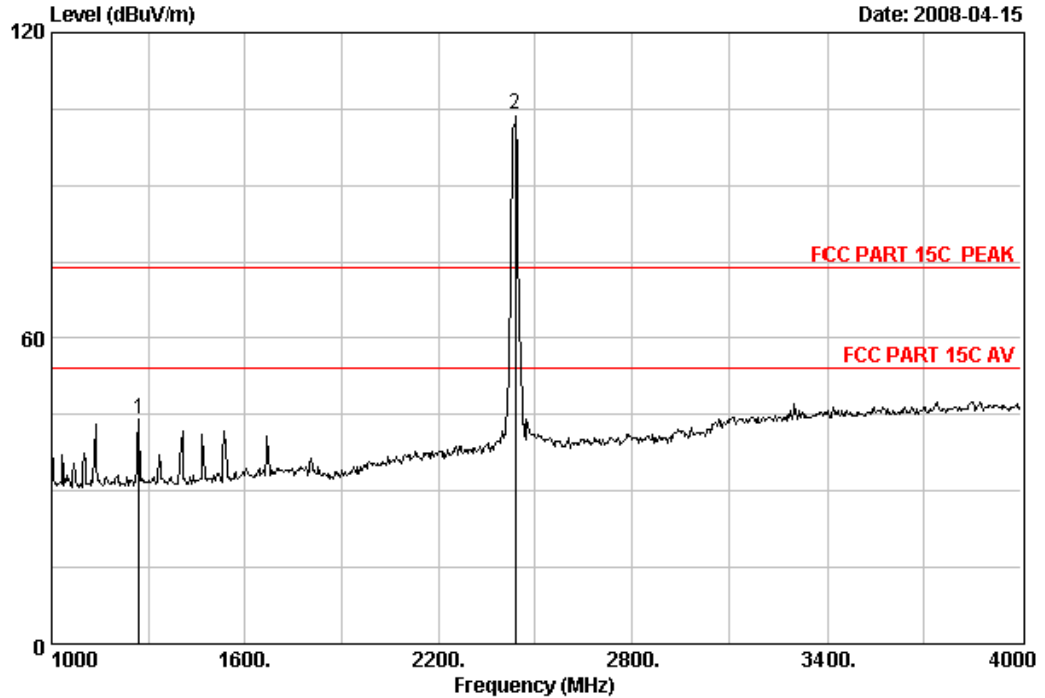
Remarks: 1. Emission Level= Antenna Factor + Cable Loss - Amp Factor + Reading.  
 2. The emission levels that are 20dB below the official limit are not reported.





No.6 Ke Feng Road,B1;ck 52,  
 ShenZhen Science & Industry Park  
 Noutou,ShenZhen,GuangDong,China  
 Tel:+86-755-26639495-7  
 Fax:+86-755-26632877  
 Postcode:518057

Data: 3 File: D:\2008 report data\T\TP-LINK\ACS8Q344.EMI (96)



Site no. : RF Chamber Data no. : 3  
 Dis. / Ant. : 3m 3115 FACTOR Ant. pol. : VERTICAL  
 Limit : FCC PART 15C PEAK  
 Env. / Ins. : 23°C/54% Engineer : Jamy  
 EUT : Wireless N PCI Adapter M/N:TL-WN851N  
 Power Rating: DC 3.3V From PC 230V/50Hz  
 Test Mode : IEEE802.11b CH6:2437MHz Tx

	Freq. (MHz)	Ant. Factor (dB/m)	Cable Loss (dB)	Amp Factor (dB)	Reading (dBuV)	Emission Level (dBuV/m)	Limits (dBuV/m)	Margin (dB)	Remark
1	1270.00	24.94	4.88	35.95	50.41	44.28	74.00	29.72	Peak
2	2437.00	29.11	6.80	35.17	103.36	104.10	74.00	-30.10	Peak

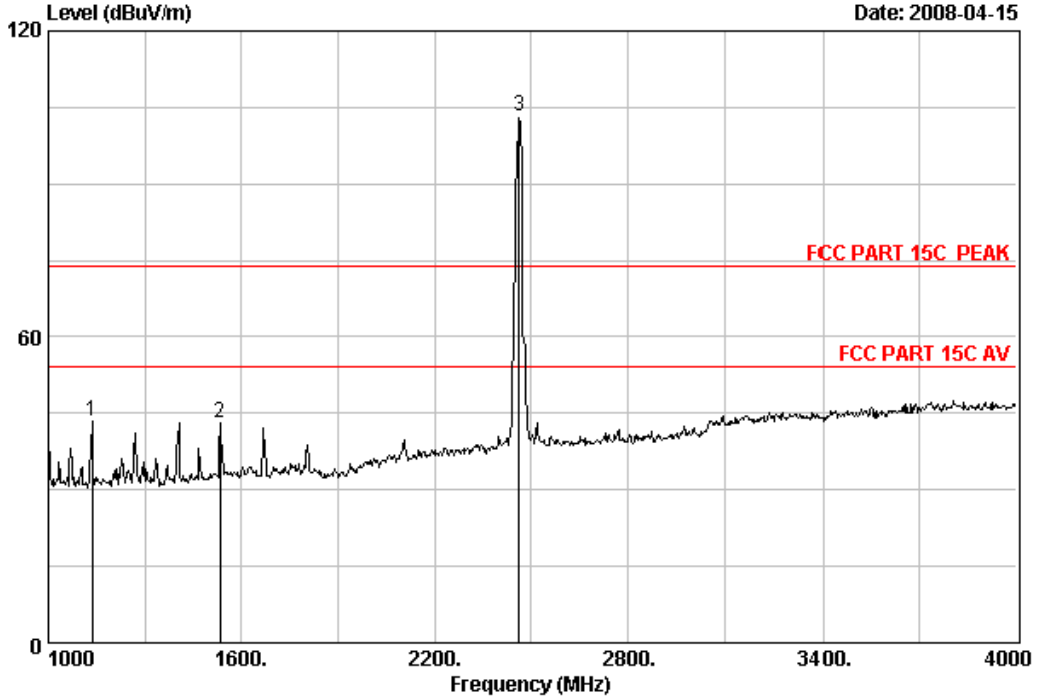
Remarks: 1. Emission Level= Antenna Factor + Cable Loss - Amp Factor + Reading.  
 2. The emission levels that are 20dB below the official limit are not reported.



No.6 Ke Feng Road,B1;ck 52,  
 ShenZhen Science & Industry Park  
 Noutou,ShenZhen,GuangDong,China  
 Tel:+86-755-26639495-7  
 Fax:+86-755-26632877  
 Postcode:518057

Data: 5 File: D:\2008 report data\T\TP-LINK\ACS8Q344.EMI (96)

Date: 2008-04-15



Site no. : RF Chamber Data no. : 5  
 Dis. / Ant. : 3m 3115 FACTOR Ant. pol. : HORIZONTAL  
 Limit : FCC PART 15C PEAK  
 Env. / Ins. : 23°C/54% Engineer : Jamy  
 EUT : Wireless N PCI Adapter M/N:TL-WN851N  
 Power Rating: DC 3.3V From PC 230V/50Hz  
 Test Mode : IEEE802.11b CH11:2462MHz Tx

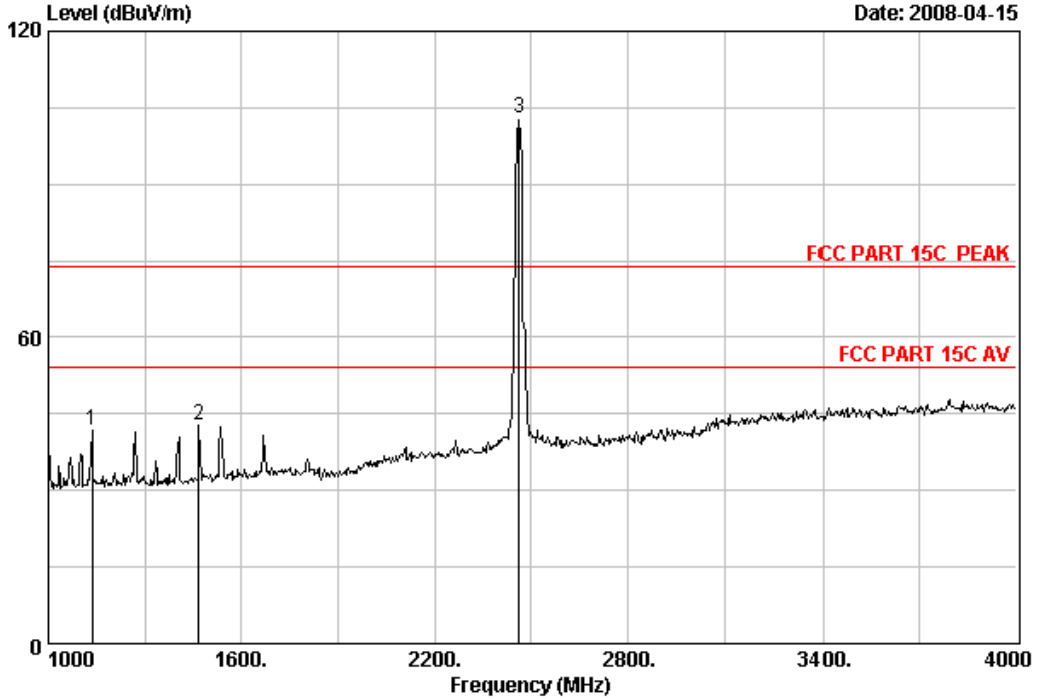
	Freq. (MHz)	Ant. Factor (dB/m)	Cable Loss (dB)	Amp Factor (dB)	Reading (dBuV)	Emission Level (dBuV/m)	Limits (dBuV/m)	Margin (dB)	Remark
1	1135.00	24.67	4.63	36.09	50.12	43.33	74.00	30.67	Peak
2	1534.00	25.55	5.35	35.73	48.09	43.26	74.00	30.74	Peak
3	2462.00	29.15	6.84	35.17	102.32	103.14	74.00	-29.14	Peak

Remarks: 1. Emission Level= Antenna Factor + Cable Loss - Amp Factor + Reading.  
 2. The emission levels that are 20dB below the official limit are not reported.



No.6 Ke Feng Road,B1;ck 52,  
 ShenZhen Science & Industry Park  
 Noutou,ShenZhen,GuangDong,China  
 Tel:+86-755-26639495-7  
 Fax:+86-755-26632877  
 Postcode:518057

Data: 6 File: D:\2008 report data\TP-LINK\ACS8Q344.EMI (96)



Site no. : RF Chamber Data no. : 6  
 Dis. / Ant. : 3m 3115 FACTOR Ant. pol. : VERTICAL  
 Limit : FCC PART 15C PEAK  
 Env. / Ins. : 23°C/54% Engineer : Jamy  
 EUT : Wireless N PCI Adapter M/N:TL-WN851N  
 Power Rating: DC 3.3V From PC 230V/50Hz  
 Test Mode : IEEE802.11b CH11:2462MHz Tx

	Freq. (MHz)	Ant. Factor (dB/m)	Cable Loss (dB)	Amp Factor (dB)	Reading (dBuV)	Emission Level (dBuV/m)	Limits (dBuV/m)	Margin (dB)	Remark
1	1135.00	24.67	4.63	36.09	48.65	41.86	74.00	32.14	Peak
2	1468.00	25.34	5.25	35.77	47.95	42.77	74.00	31.23	Peak
3	2462.00	29.15	6.84	35.17	102.05	102.87	74.00	-28.87	Peak

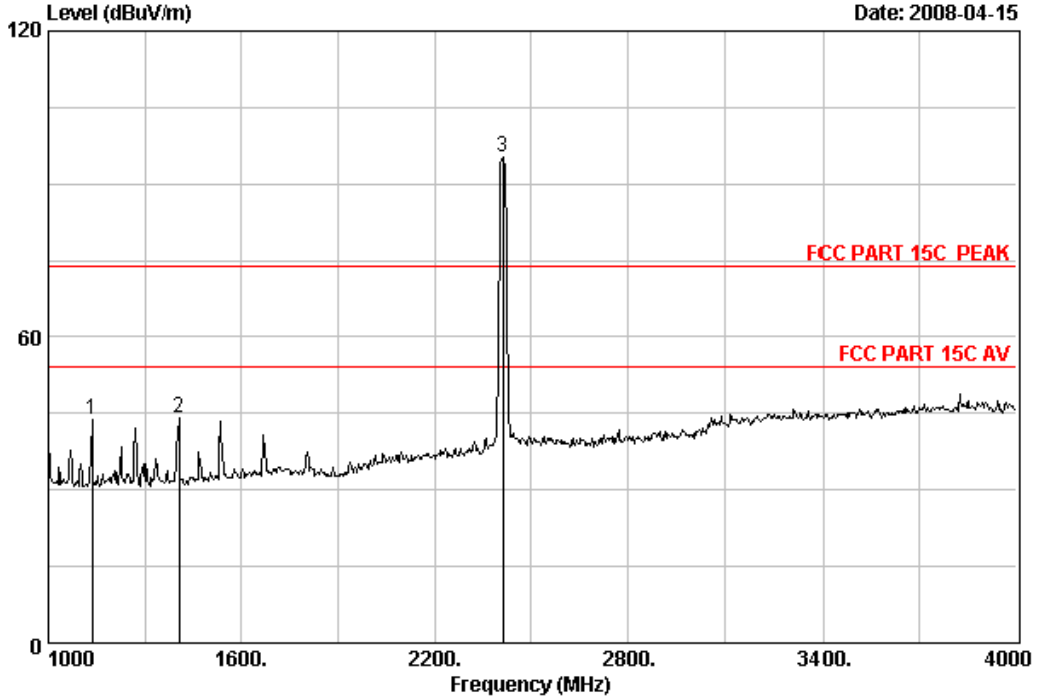
Remarks: 1. Emission Level= Antenna Factor + Cable Loss - Amp Factor + Reading.  
 2. The emission levels that are 20dB below the official limit are not reported.



No.6 Ke Feng Road,B1;ck 52,  
 ShenZhen Science & Industry Park  
 Noutou,ShenZhen,GuangDong,China  
 Tel:+86-755-26639495-7  
 Fax:+86-755-26632877  
 Postcode:518057

Data: 8 File: D:\2008 report data\T\TP-LINK\ACS8Q344.EMI (96)

Date: 2008-04-15



Site no. : RF Chamber Data no. : 8  
 Dis. / Ant. : 3m 3115 FACTOR Ant. pol. : HORIZONTAL  
 Limit : FCC PART 15C PEAK  
 Env. / Ins. : 23°C/54% Engineer : Jamy  
 EUT : Wireless N PCI Adapter M/N:TL-WN851N  
 Power Rating: DC 3.3V From PC 230V/50Hz  
 Test Mode : IEEE802.11g CH1:2412MHz Tx

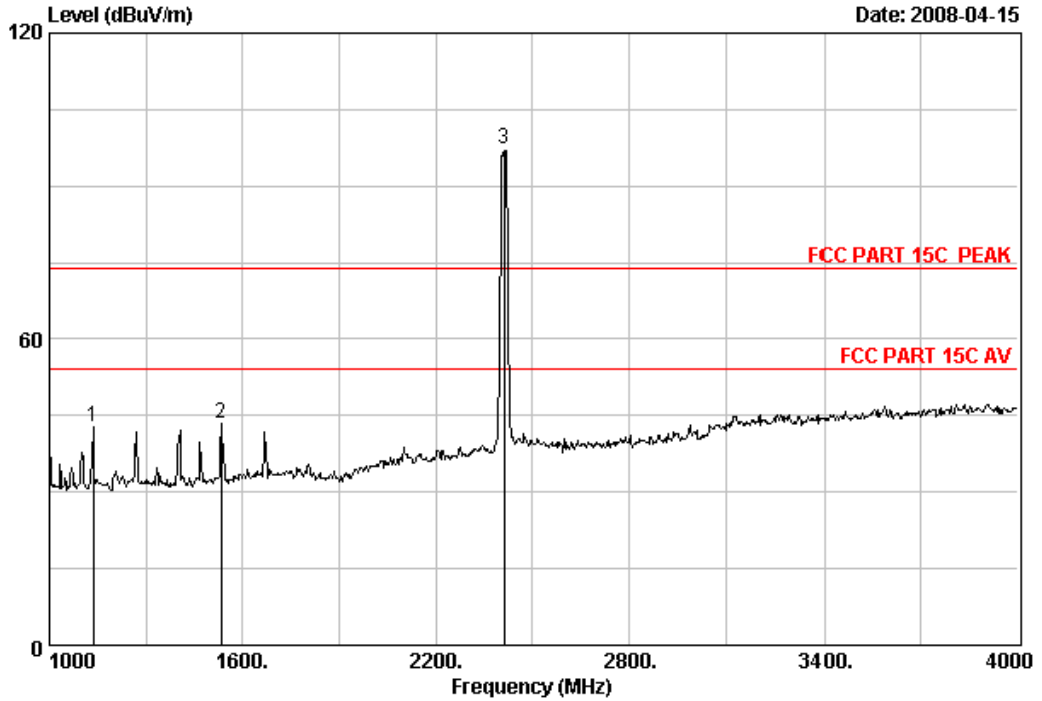
	Freq. (MHz)	Ant. Factor (dB/m)	Cable Loss (dB)	Amp Factor (dB)	Reading (dBuV)	Emission Level (dBuV/m)	Limits (dBuV/m)	Margin (dB)	Remark
1	1135.00	24.67	4.63	36.09	50.43	43.64	74.00	30.36	Peak
2	1405.00	25.20	5.08	35.84	49.71	44.15	74.00	29.85	Peak
3	2412.00	29.03	6.73	35.18	94.81	95.39	74.00	-21.39	Peak

Remarks: 1. Emission Level= Antenna Factor + Cable Loss - Amp Factor + Reading.  
 2. The emission levels that are 20dB below the official limit are not reported.



No.6 Ke Feng Road,B1;ck 52,  
 ShenZhen Science & Industry Park  
 Noutou,ShenZhen,GuangDong,China  
 Tel:+86-755-26639495-7  
 Fax:+86-755-26632877  
 Postcode:518057

Data: 7 File: D:\2008 report data\T\TP-LINK\ACS8Q344.EMI (96)



Site no. : RF Chamber Data no. : 7  
 Dis. / Ant. : 3m 3115 FACTOR Ant. pol. : VERTICAL  
 Limit : FCC PART 15C PEAK  
 Env. / Ins. : 23°C/54% Engineer : Jamy  
 EUT : Wireless N PCI Adapter M/N:TL-WN851N  
 Power Rating: DC 3.3V From PC 230V/50Hz  
 Test Mode : IEEE802.11g CH1:2412MHz Tx

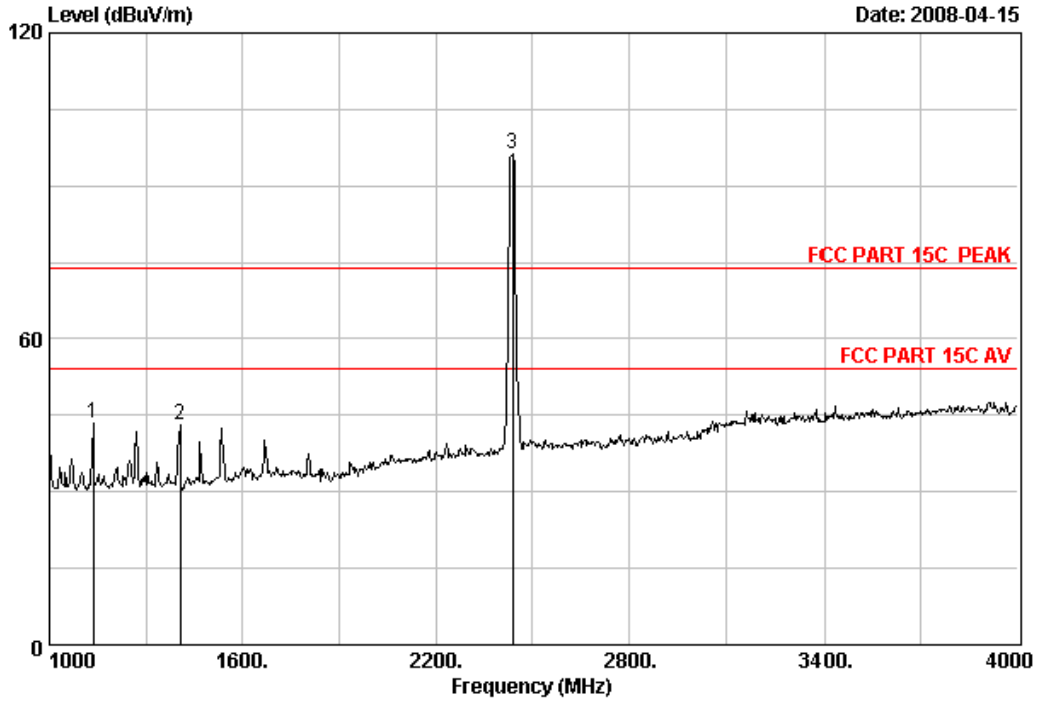
Freq. (MHz)	Ant. Factor (dB/m)	Cable Loss (dB)	Amp Factor (dB)	Reading (dBuV)	Emission			Remark	
					Level (dBuV/m)	Limits (dBuV/m)	Margin (dB)		
1	1135.00	24.67	4.63	36.09	49.46	42.67	74.00	31.33	Peak
2	1534.00	25.55	5.35	35.73	48.37	43.54	74.00	30.46	Peak
3	2412.00	29.03	6.73	35.18	96.66	97.24	74.00	-23.24	Peak

Remarks: 1. Emission Level= Antenna Factor + Cable Loss - Amp Factor + Reading.  
 2. The emission levels that are 20dB below the official limit are not reported.



No.6 Ke Feng Road,B1;ck 52,  
 ShenZhen Science & Industry Park  
 Noutou,ShenZhen,GuangDong,China  
 Tel:+86-755-26639495-7  
 Fax:+86-755-26632877  
 Postcode:518057

Data: 9 File: D:\2008 report data\T\TP-LINK\ACS8Q344.EMI (96)



Site no. : RF Chamber Data no. : 9  
 Dis. / Ant. : 3m 3115 FACTOR Ant. pol. : HORIZONTAL  
 Limit : FCC PART 15C PEAK  
 Env. / Ins. : 23°C/54% Engineer : Jamy  
 EUT : Wireless N PCI Adapter M/N:TL-WN851N  
 Power Rating: DC 3.3V From PC 230V/50Hz  
 Test Mode : IEEE802.11g CH6:2437MHz Tx

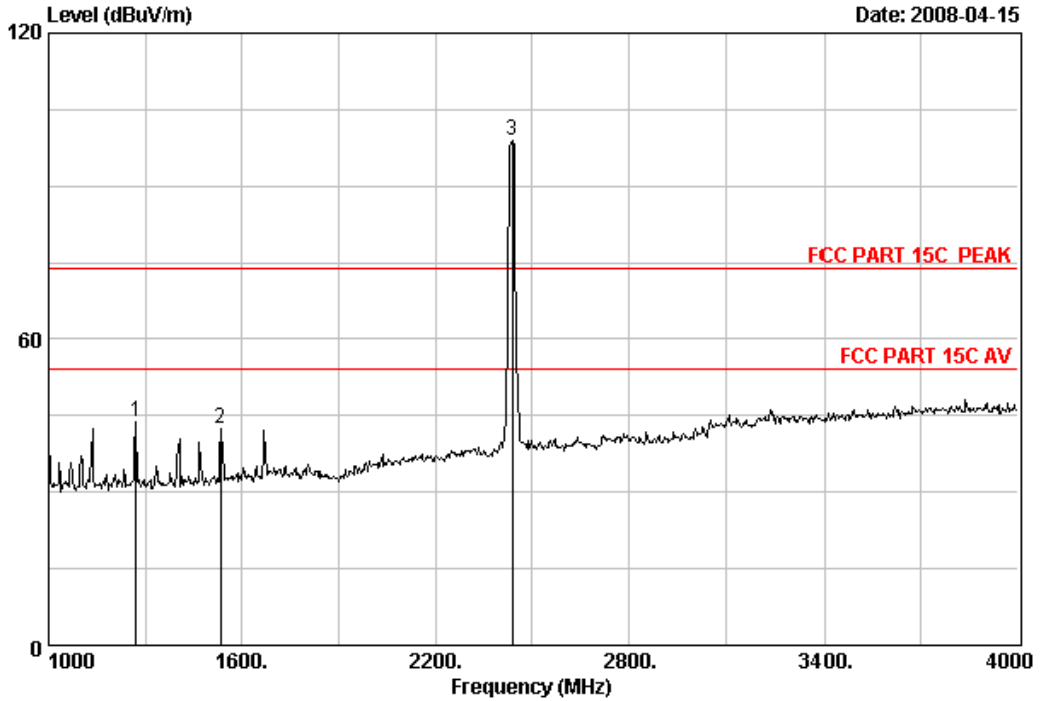
Freq. (MHz)	Ant. Factor (dB/m)	Cable Loss (dB)	Amp Factor (dB)	Emission				Remark	
				Reading (dBuV)	Level (dBuV/m)	Limits (dBuV/m)	Margin (dB)		
1	1135.00	24.67	4.63	36.09	50.34	43.55	74.00	30.45	Peak
2	1405.00	25.20	5.08	35.84	48.58	43.02	74.00	30.98	Peak
3	2437.00	29.11	6.80	35.17	95.48	96.22	74.00	-22.22	Peak

Remarks: 1. Emission Level= Antenna Factor + Cable Loss - Amp Factor + Reading.  
 2. The emission levels that are 20dB below the official limit are not reported.



No.6 Ke Feng Road,B1;ck 52,  
ShenZhen Science & Industry Park  
Noutou,ShenZhen,GuangDong,China  
Tel:+86-755-26639495-7  
Fax:+86-755-26632877  
Postcode:518057

Data: 10 File: D:\2008 report data\T\TP-LINK\ACS8Q344.EMI (96)



Site no. : RF Chamber Data no. : 10  
 Dis. / Ant. : 3m 3115 FACTOR Ant. pol. : VERTICAL  
 Limit : FCC PART 15C PEAK  
 Env. / Ins. : 23°C/54% Engineer : Jamy  
 EUT : Wireless N PCI Adapter M/N:TL-WN851N  
 Power Rating: DC 3.3V From PC 230V/50Hz  
 Test Mode : IEEE802.11g CH6:2437MHz Tx

Freq. (MHz)	Ant. Factor (dB/m)	Cable Loss (dB)	Amp Factor (dB)	Emission				Remark
				Reading (dBuV)	Level (dBuV/m)	Limits (dBuV/m)	Margin (dB)	
1	24.94	4.88	35.95	49.99	43.86	74.00	30.14	Peak
2	25.55	5.35	35.73	47.35	42.52	74.00	31.48	Peak
3	29.11	6.80	35.17	98.09	98.83	74.00	-24.83	Peak

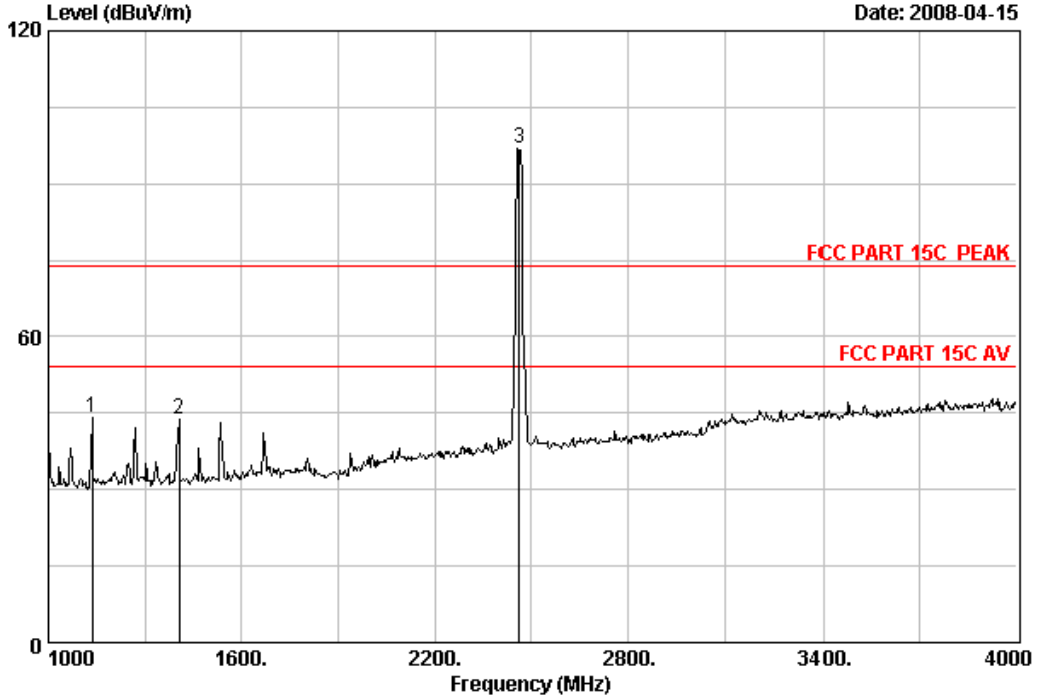
Remarks: 1. Emission Level= Antenna Factor + Cable Loss - Amp Factor + Reading.  
 2. The emission levels that are 20dB below the official limit are not reported.



No.6 Ke Feng Road,B1;ck 52,  
 ShenZhen Science & Industry Park  
 Noutou,ShenZhen,GuangDong,China  
 Tel:+86-755-26639495-7  
 Fax:+86-755-26632877  
 Postcode:518057

Data: 12 File: D:\2008 report data\T\TP-LINK\ACS8Q344.EMI (96)

Date: 2008-04-15



Site no. : RF Chamber Data no. : 12  
 Dis. / Ant. : 3m 3115 FACTOR Ant. pol. : HORIZONTAL  
 Limit : FCC PART 15C PEAK  
 Env. / Ins. : 23°C/54% Engineer : Jamy  
 EUT : Wireless N PCI Adapter M/N:TL-WN851N  
 Power Rating: DC 3.3V From PC 230V/50Hz  
 Test Mode : IEEE802.11g CH11:2462MHz Tx

	Freq. (MHz)	Ant. Factor (dB/m)	Cable Loss (dB)	Amp Factor (dB)	Reading (dBuV)	Emission Level (dBuV/m)	Limits (dBuV/m)	Margin (dB)	Remark
1	1135.00	24.67	4.63	36.09	50.85	44.06	74.00	29.94	Peak
2	1405.00	25.20	5.08	35.84	49.43	43.87	74.00	30.13	Peak
3	2462.00	29.15	6.84	35.17	96.15	96.97	74.00	-22.97	Peak

Remarks: 1. Emission Level= Antenna Factor + Cable Loss - Amp Factor + Reading.  
 2. The emission levels that are 20dB below the official limit are not reported.

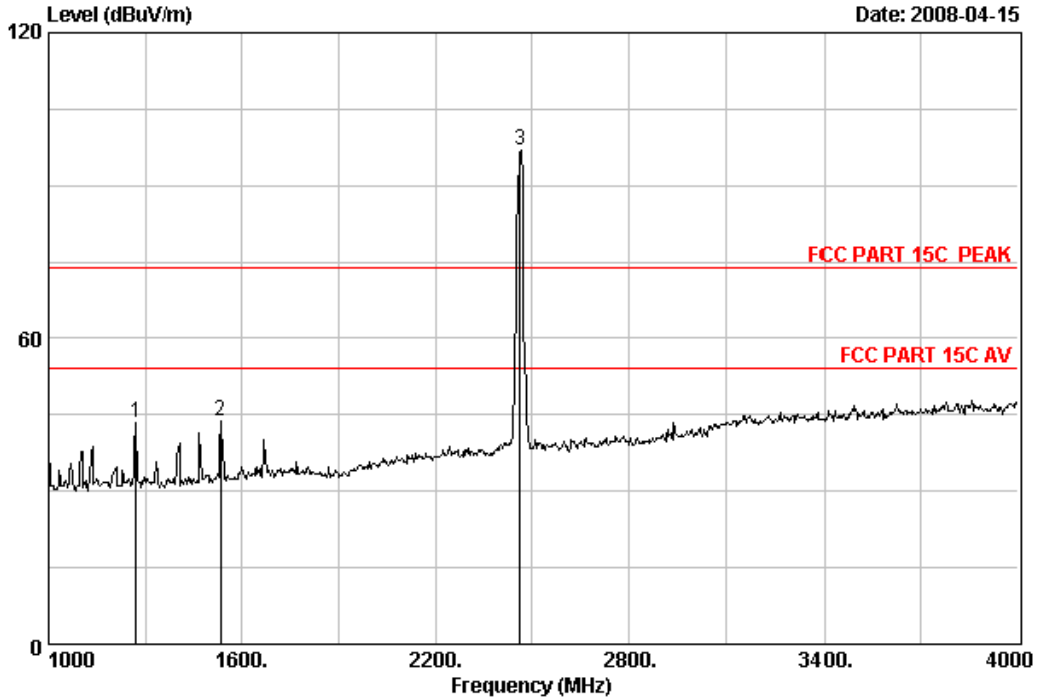




No.6 Ke Feng Road,B1;ck 52,  
 ShenZhen Science & Industry Park  
 Noutou,ShenZhen,GuangDong,China  
 Tel:+86-755-26639495-7  
 Fax:+86-755-26632877  
 Postcode:518057

Data: 11 File: D:\2008 report data\T\TP-LINK\ACS8Q344.EMI (96)

Date: 2008-04-15



Site no. : RF Chamber Data no. : 11  
 Dis. / Ant. : 3m 3115 FACTOR Ant. pol. : VERTICAL  
 Limit : FCC PART 15C PEAK  
 Env. / Ins. : 23°C/54% Engineer : Jamy  
 EUT : Wireless N PCI Adapter M/N:TL-WN851N  
 Power Rating: DC 3.3V From PC 230V/50Hz  
 Test Mode : IEEE802.11g CH11:2462MHz Tx

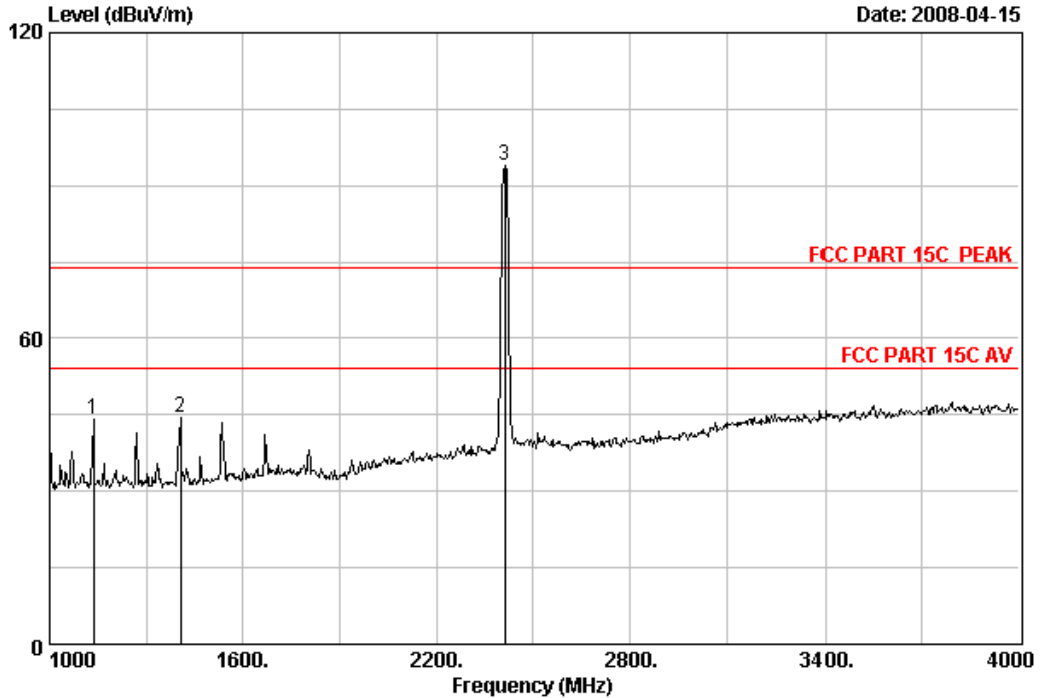
	Freq. (MHz)	Ant. Factor (dB/m)	Cable Loss (dB)	Amp Factor (dB)	Reading (dBuV)	Emission Level (dBuV/m)	Limits (dBuV/m)	Margin (dB)	Remark
1	1270.00	24.94	4.88	35.95	49.43	43.30	74.00	30.70	Peak
2	1534.00	25.55	5.35	35.73	48.67	43.84	74.00	30.16	Peak
3	2462.00	29.15	6.84	35.17	95.96	96.78	74.00	-22.78	Peak

Remarks: 1. Emission Level= Antenna Factor + Cable Loss - Amp Factor + Reading.  
 2. The emission levels that are 20dB below the official limit are not reported.



No.6 Ke Feng Road,B1;ck 52,  
 ShenZhen Science & Industry Park  
 Noutou,ShenZhen,GuangDong,China  
 Tel:+86-755-26639495-7  
 Fax:+86-755-26632877  
 Postcode:518057

Data: 13 File: D:\2008 report data\T\TP-LINK\ACS8Q344.EMI (96)



Site no. : RF Chamber Data no. : 13  
 Dis. / Ant. : 3m 3115 FACTOR Ant. pol. : HORIZONTAL  
 Limit : FCC PART 15C PEAK  
 Env. / Ins. : 23°C/54% Engineer : Jamy  
 EUT : Wireless N PCI Adapter M/N:TL-WN851N  
 Power Rating: DC 3.3V From PC 230V/50Hz  
 Test Mode : IEEE802.11n HT20 CH1:2412MHz Tx

	Freq. (MHz)	Ant. Factor (dB/m)	Cable Loss (dB)	Amp Factor (dB)	Reading (dBuV)	Emission Level (dBuV/m)	Limits (dBuV/m)	Margin (dB)	Remark
1	1135.00	24.67	4.63	36.09	51.05	44.26	74.00	29.74	Peak
2	1405.00	25.20	5.08	35.84	50.04	44.48	74.00	29.52	Peak
3	2412.00	29.03	6.73	35.18	93.48	94.06	74.00	-20.06	Peak

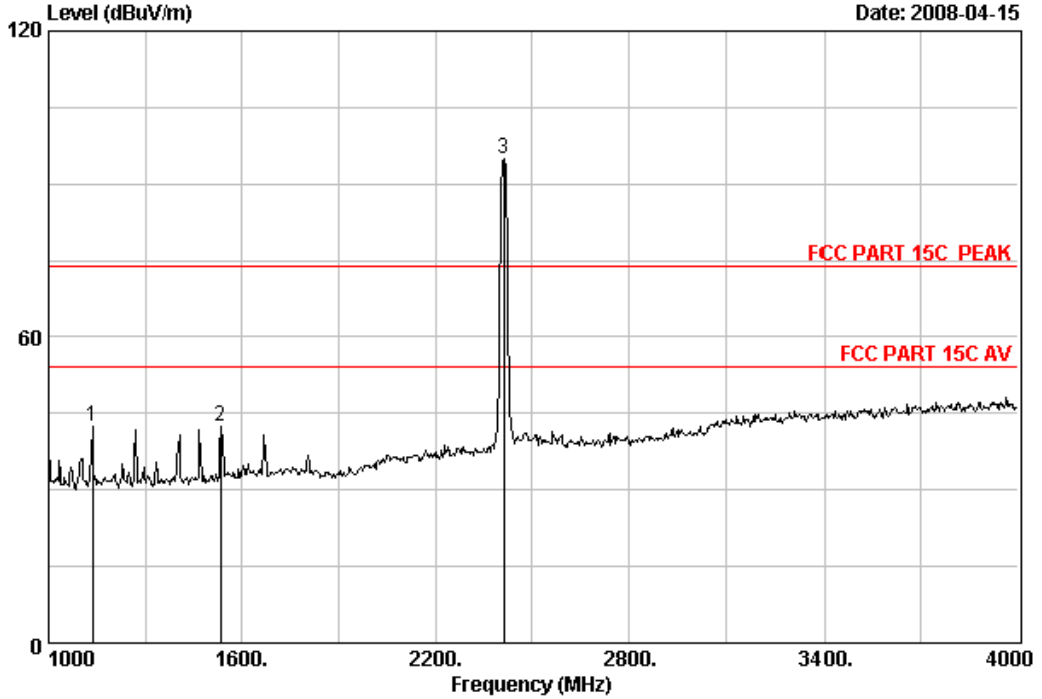
Remarks: 1. Emission Level= Antenna Factor + Cable Loss - Amp Factor + Reading.  
 2. The emission levels that are 20dB below the official limit are not reported.



No.6 Ke Feng Road,B1;ck 52,  
 ShenZhen Science & Industry Park  
 Noutou,ShenZhen,GuangDong,China  
 Tel:+86-755-26639495-7  
 Fax:+86-755-26632877  
 Postcode:518057

Data: 14 File: D:\2008 report data\T\TP-LINK\ACS8Q344.EMI (96)

Date: 2008-04-15



Site no. : RF Chamber Data no. : 14  
 Dis. / Ant. : 3m 3115 FACTOR Ant. pol. : VERTICAL  
 Limit : FCC PART 15C PEAK  
 Env. / Ins. : 23°C/54% Engineer : Jamy  
 EUT : Wireless N PCI Adapter M/N:TL-WN851N  
 Power Rating: DC 3.3V From PC 230V/50Hz  
 Test Mode : IEEE802.11n HT20 CH1:2412MHz Tx

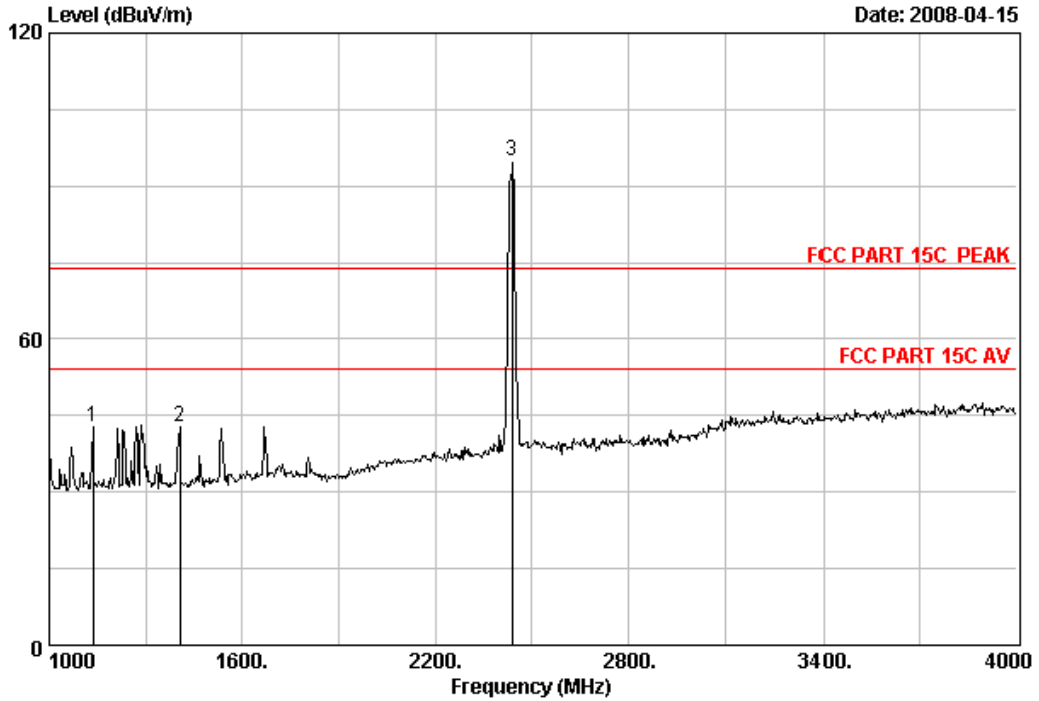
Freq. (MHz)	Ant. Factor (dB/m)	Cable Loss (dB)	Amp Factor (dB)	Emission			Margin (dB)	Remark	
				Reading (dBuV)	Level (dBuV/m)	Limits (dBuV/m)			
1	1135.00	24.67	4.63	36.09	49.40	42.61	74.00	31.39	Peak
2	1534.00	25.55	5.35	35.73	47.20	42.37	74.00	31.63	Peak
3	2412.00	29.03	6.73	35.18	94.34	94.92	74.00	-20.92	Peak

Remarks: 1. Emission Level= Antenna Factor + Cable Loss - Amp Factor + Reading.  
 2. The emission levels that are 20dB below the official limit are not reported.



No.6 Ke Feng Road,B1:ck 52,  
 ShenZhen Science & Industry Park  
 Noutou, ShenZhen, GuangDong, China  
 Tel:+86-755-26639495-7  
 Fax:+86-755-26632877  
 Postcode:518057

Data: 16 File: D:\2008 report data\T\TP-LINK\ACS8Q344.EMI (96)



Site no. : RF Chamber Data no. : 16  
 Dis. / Ant. : 3m 3115 FACTOR Ant. pol. : HORIZONTAL  
 Limit : FCC PART 15C PEAK  
 Env. / Ins. : 23°C/54% Engineer : Jamy  
 EUT : Wireless N PCI Adapter M/N:TL-WN851N  
 Power Rating: DC 3.3V From PC 230V/50Hz  
 Test Mode : IEEE802.11n HT20 CH6:2437MHz Tx

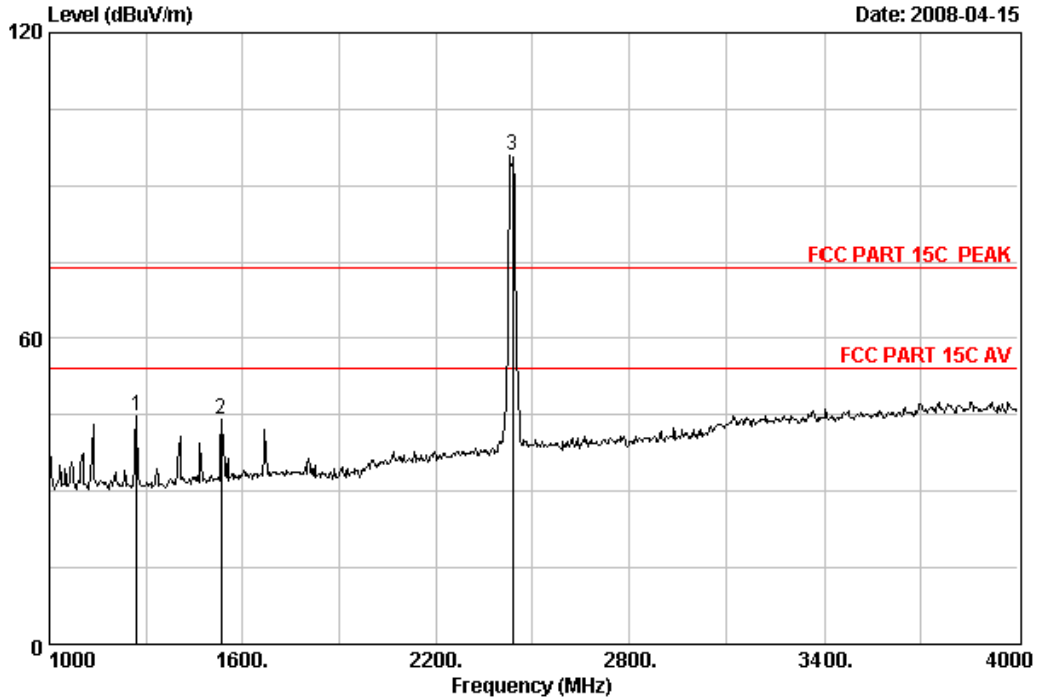
	Ant. Factor	Cable Loss	Amp Factor	Reading	Emission Level	Limits	Margin	Remark
Freq. (MHz)	(dB/m)	(dB)	(dB)	(dBuV)	(dBuV/m)	(dBuV/m)	(dB)	
1	24.67	4.63	36.09	49.52	42.73	74.00	31.27	Peak
2	25.20	5.08	35.84	48.18	42.62	74.00	31.38	Peak
3	29.11	6.80	35.17	94.07	94.81	74.00	-20.81	Peak

Remarks: 1. Emission Level= Antenna Factor + Cable Loss - Amp Factor + Reading.  
 2. The emission levels that are 20dB below the official limit are not reported.



No.6 Ke Feng Road,B1:ck 52,  
 ShenZhen Science & Industry Park  
 Noutou, ShenZhen, GuangDong, China  
 Tel:+86-755-26639495-7  
 Fax:+86-755-26632877  
 Postcode:518057

Data: 15 File: D:\2008 report data\T\TP-LINK\ACS8Q344.EMI (96)



Site no. : RF Chamber Data no. : 15  
 Dis. / Ant. : 3m 3115 FACTOR Ant. pol. : VERTICAL  
 Limit : FCC PART 15C PEAK  
 Env. / Ins. : 23°C/54% Engineer : Jamy  
 EUT : Wireless N PCI Adapter M/N:TL-WN851N  
 Power Rating: DC 3.3V From PC 230V/50Hz  
 Test Mode : IEEE802.11n HT20 CH6:2437MHz Tx

	Freq. (MHz)	Ant. Factor (dB/m)	Cable Loss (dB)	Amp Factor (dB)	Reading (dBuV)	Emission Level (dBuV/m)	Limits (dBuV/m)	Margin (dB)	Remark
1	1270.00	24.94	4.88	35.95	50.90	44.77	74.00	29.23	Peak
2	1534.00	25.55	5.35	35.73	49.04	44.21	74.00	29.79	Peak
3	2437.00	29.11	6.80	35.17	95.13	95.87	74.00	-21.87	Peak

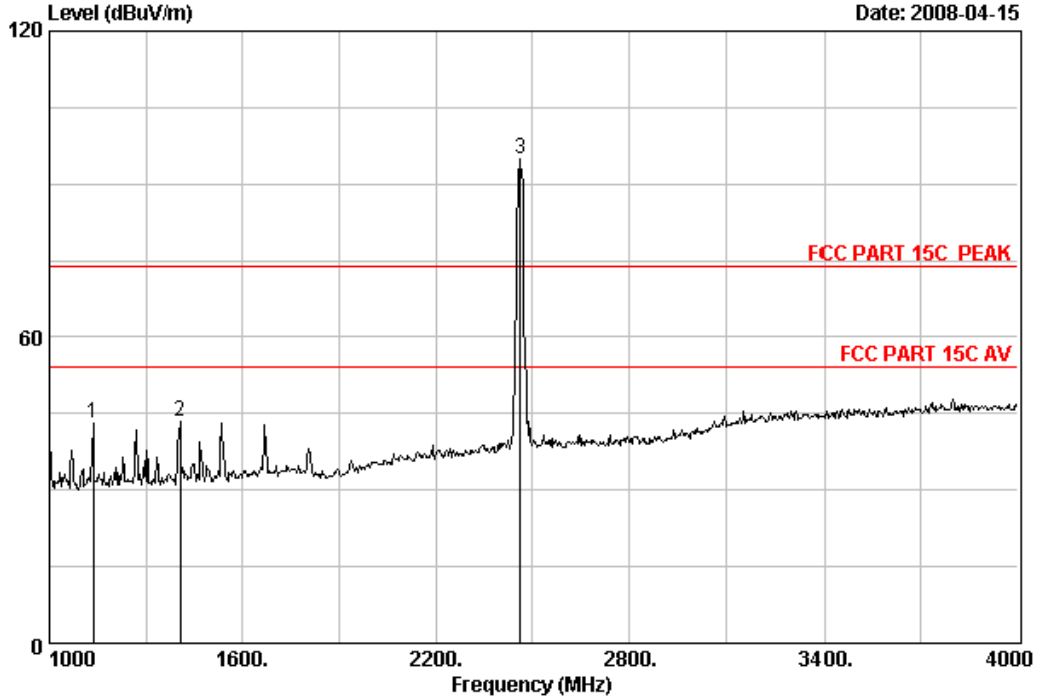
Remarks: 1. Emission Level= Antenna Factor + Cable Loss - Amp Factor + Reading.  
 2. The emission levels that are 20dB below the official limit are not reported.



No.6 Ke Feng Road,B1:ck 52,  
 ShenZhen Science & Industry Park  
 Noutou,ShenZhen,GuangDong,China  
 Tel:+86-755-26639495-7  
 Fax:+86-755-26632877  
 Postcode:518057

Data: 17 File: D:\2008 report data\T\TP-LINK\ACS8Q344.EMI (96)

Date: 2008-04-15



Site no. : RF Chamber Data no. : 17  
 Dis. / Ant. : 3m 3115 FACTOR Ant. pol. : HORIZONTAL  
 Limit : FCC PART 15C PEAK  
 Env. / Ins. : 23°C/54% Engineer : Jamy  
 EUT : Wireless N PCI Adapter M/N:TL-WN851N  
 Power Rating: DC 3.3V From PC 230V/50Hz  
 Test Mode : IEEE802.11n HT20 CH11:2462MHz Tx

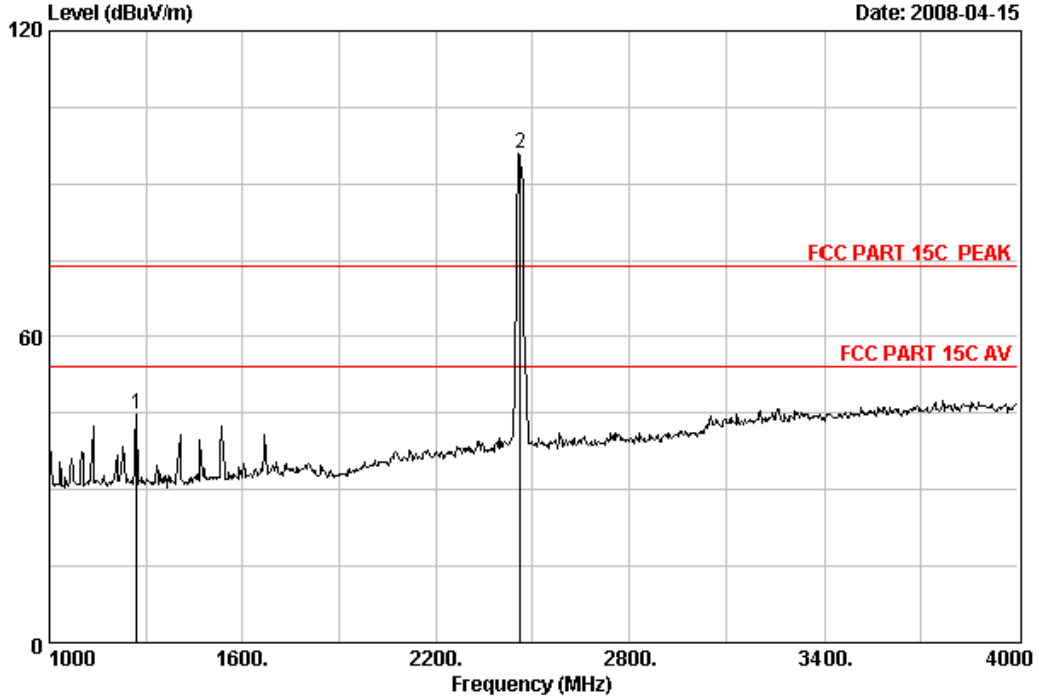
	Ant.	Cable	Amp	Emission					
Freq.	Factor	Loss	Factor	Reading	Level	Limits	Margin	Remark	
(MHz)	(dB/m)	(dB)	(dB)	(dBuV)	(dBuV/m)	(dBuV/m)	(dB)		
1	1135.00	24.67	4.63	36.09	49.96	43.17	74.00	30.83	Peak
2	1405.00	25.20	5.08	35.84	48.94	43.38	74.00	30.62	Peak
3	2462.00	29.15	6.84	35.17	94.03	94.85	74.00	-20.85	Peak

Remarks: 1. Emission Level= Antenna Factor + Cable Loss - Amp Factor + Reading.  
 2. The emission levels that are 20dB below the official limit are not reported.



No.6 Ke Feng Road,B1:ck 52,  
 ShenZhen Science & Industry Park  
 Noutou, ShenZhen, GuangDong, China  
 Tel:+86-755-26639495-7  
 Fax:+86-755-26632877  
 Postcode:518057

Data: 18 File: D:\2008 report data\T\TP-LINK\ACS8Q344.EMI (96)



Site no. : RF Chamber Data no. : 18  
 Dis. / Ant. : 3m 3115 FACTOR Ant. pol. : VERTICAL  
 Limit : FCC PART 15C PEAK  
 Env. / Ins. : 23°C/54% Engineer : Jamy  
 EUT : Wireless N PCI Adapter M/N:TL-WN851N  
 Power Rating: DC 3.3V From PC 230V/50Hz  
 Test Mode : IEEE802.11n HT20 CH11:2462MHz Tx

	Freq. (MHz)	Ant. Factor (dB/m)	Cable Loss (dB)	Amp Factor (dB)	Reading (dBuV)	Emission Level (dBuV/m)	Limits (dBuV/m)	Margin (dB)	Remark
1	1270.00	24.94	4.88	35.95	50.88	44.75	74.00	29.25	Peak
2	2462.00	29.15	6.84	35.17	95.23	96.05	74.00	-22.05	Peak

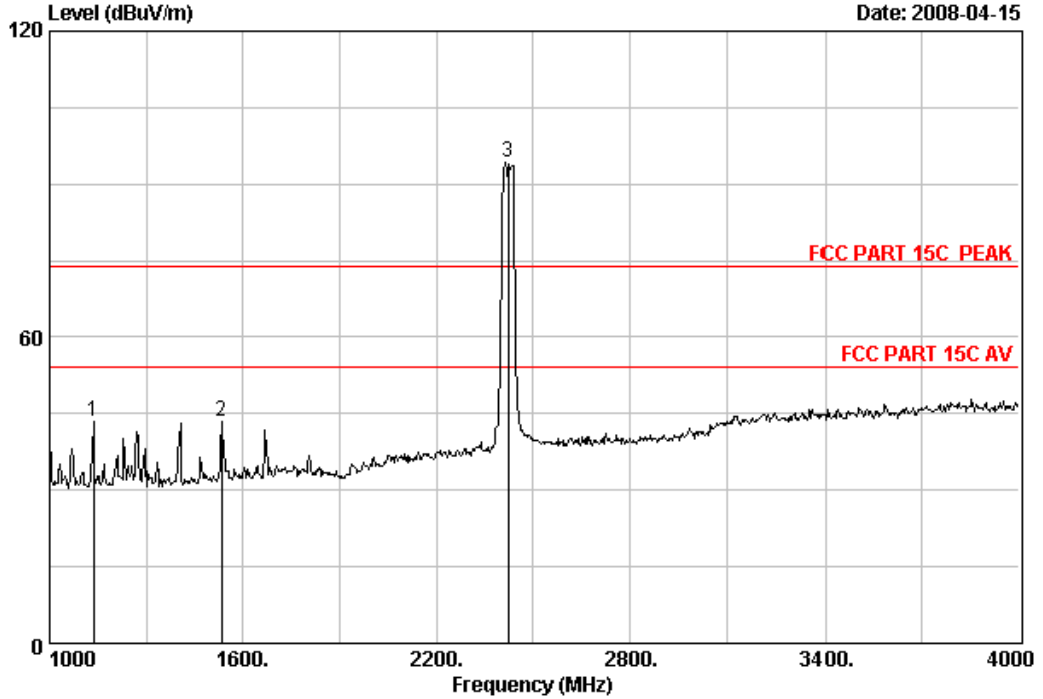
Remarks: 1. Emission Level= Antenna Factor + Cable Loss - Amp Factor + Reading.  
 2. The emission levels that are 20dB below the official limit are not reported.



No.6 Ke Feng Road,B1;ck 52,  
 ShenZhen Science & Industry Park  
 Noutou,ShenZhen,GuangDong,China  
 Tel:+86-755-26639495-7  
 Fax:+86-755-26632877  
 Postcode:518057

Data: 20 File: D:\2008 report data\T\TP-LINK\ACS8Q344.EMI (96)

Date: 2008-04-15



Site no. : RF Chamber Data no. : 20  
 Dis. / Ant. : 3m 3115 FACTOR Ant. pol. : HORIZONTAL  
 Limit : FCC PART 15C PEAK  
 Env. / Ins. : 23°C/54% Engineer : Jamy  
 EUT : Wireless N PCI Adapter M/N:TL-WN851N  
 Power Rating: DC 3.3V From PC 230V/50Hz  
 Test Mode : IEEE802.11n HT40 CH1:2422MHz Tx

	Freq. (MHz)	Ant. Factor (dB/m)	Cable Loss (dB)	Amp Factor (dB)	Reading (dBuV)	Emission Level (dBuV/m)	Limits (dBuV/m)	Margin (dB)	Remark
1	1135.00	24.67	4.63	36.09	50.10	43.31	74.00	30.69	Peak
2	1534.00	25.55	5.35	35.73	48.18	43.35	74.00	30.65	Peak
3	2422.00	29.07	6.77	35.17	93.46	94.13	74.00	-20.13	Peak

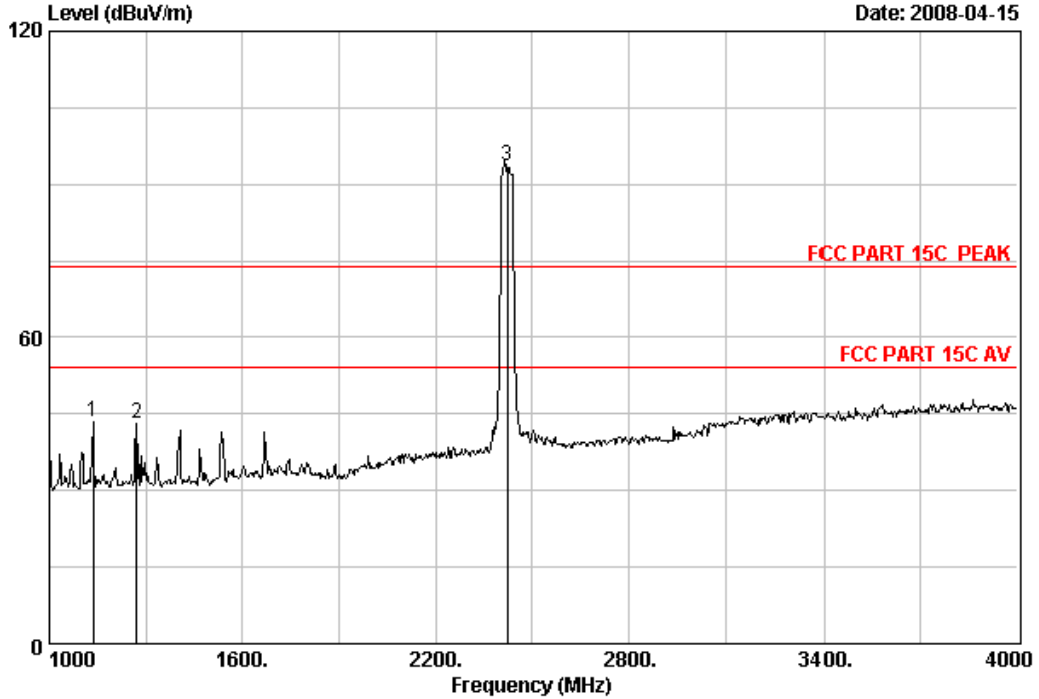
Remarks: 1. Emission Level= Antenna Factor + Cable Loss - Amp Factor + Reading.  
 2. The emission levels that are 20dB below the official limit are not reported.





No.6 Ke Feng Road,B1:ck 52,  
 ShenZhen Science & Industry Park  
 Noutou,ShenZhen,GuangDong,China  
 Tel:+86-755-26639495-7  
 Fax:+86-755-26632877  
 Postcode:518057

Data: 19 File: D:\2008 report data\T\TP-LINK\ACS8Q344.EMI (96)



Site no. : RF Chamber Data no. : 19  
 Dis. / Ant. : 3m 3115 FACTOR Ant. pol. : VERTICAL  
 Limit : FCC PART 15C PEAK  
 Env. / Ins. : 23°C/54% Engineer : Jamy  
 EUT : Wireless N PCI Adapter M/N:TL-WN851N  
 Power Rating: DC 3.3V From PC 230V/50Hz  
 Test Mode : IEEE802.11n HT40 CH1:2422MHz Tx

	Ant. Factor	Cable Loss	Amp Factor	Emission		Limits	Margin	Remark
Freq. (MHz)	(dB/m)	(dB)	(dB)	Reading (dBuV)	Level (dBuV/m)	(dBuV/m)	(dB)	
1	24.67	4.63	36.09	50.27	43.48	74.00	30.52	Peak
2	24.94	4.88	35.95	49.32	43.19	74.00	30.81	Peak
3	29.07	6.77	35.17	92.97	93.64	74.00	-19.64	Peak

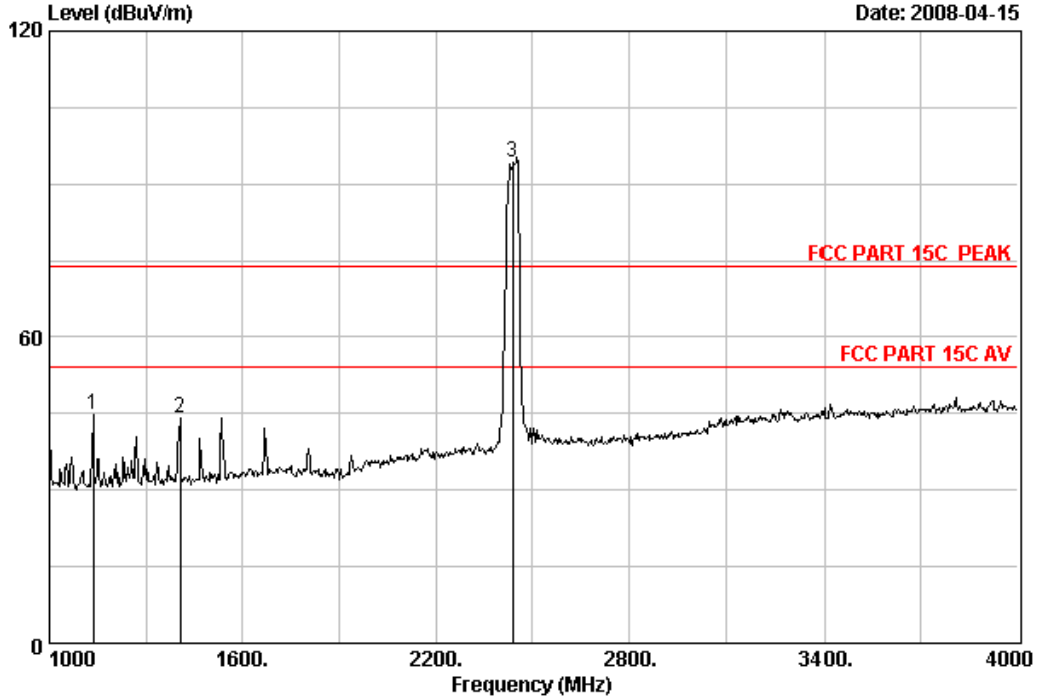
Remarks: 1. Emission Level= Antenna Factor + Cable Loss - Amp Factor + Reading.  
 2. The emission levels that are 20dB below the official limit are not reported.



No.6 Ke Feng Road,B1:ck 52,  
 ShenZhen Science & Industry Park  
 Noutou, ShenZhen, GuangDong, China  
 Tel:+86-755-26639495-7  
 Fax:+86-755-26632877  
 Postcode:518057

Data: 21 File: D:\2008 report data\T\TP-LINK\ACS8Q344.EMI (96)

Date: 2008-04-15



Site no. : RF Chamber Data no. : 21  
 Dis. / Ant. : 3m 3115 FACTOR Ant. pol. : HORIZONTAL  
 Limit : FCC PART 15C PEAK  
 Env. / Ins. : 23°C/54% Engineer : Jamy  
 EUT : Wireless N PCI Adapter M/N:TL-WN851N  
 Power Rating: DC 3.3V From PC 230V/50Hz  
 Test Mode : IEEE802.11n HT40 CH4:2437MHz Tx

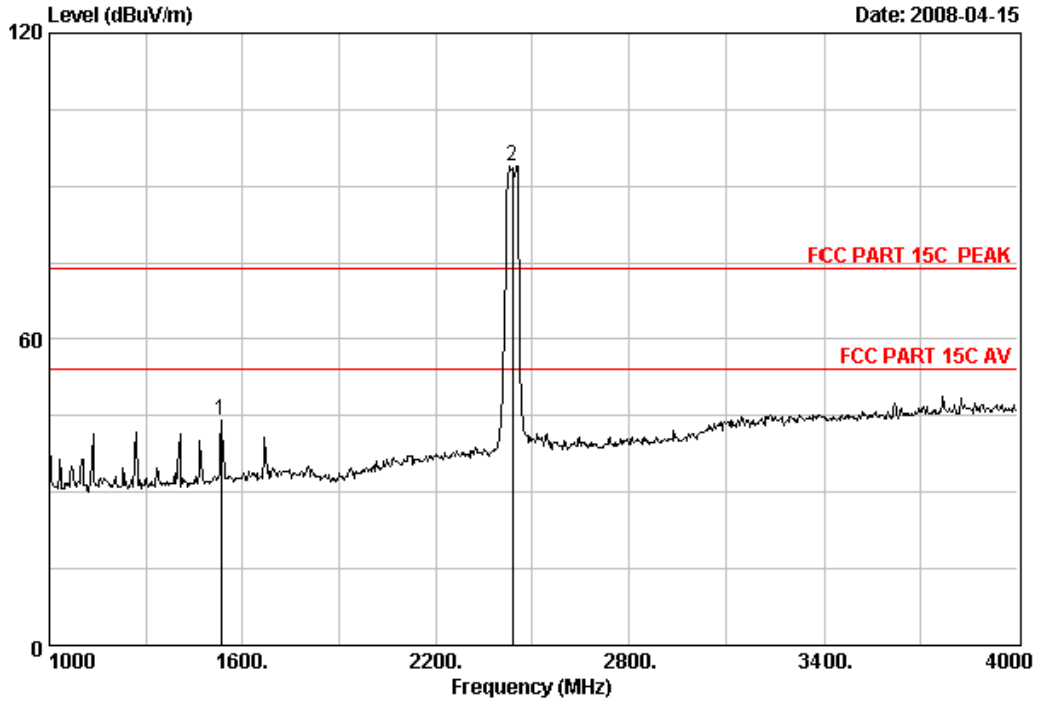
	Ant.	Cable	Amp	Emission			Margin	Remark	
Freq. (MHz)	Factor (dB/m)	Loss (dB)	Factor (dB)	Reading (dBuV)	Level (dBuV/m)	Limits (dBuV/m)	(dB)		
1	1135.00	24.67	4.63	36.09	51.51	44.72	74.00	29.28	Peak
2	1405.00	25.20	5.08	35.84	49.76	44.20	74.00	29.80	Peak
3	2437.00	29.11	6.80	35.17	93.52	94.26	74.00	-20.26	Peak

Remarks: 1. Emission Level= Antenna Factor + Cable Loss - Amp Factor + Reading.  
 2. The emission levels that are 20dB below the official limit are not reported.



No.6 Ke Feng Road,B1:ck 52,  
 ShenZhen Science & Industry Park  
 Noutou, ShenZhen, GuangDong, China  
 Tel:+86-755-26639495-7  
 Fax:+86-755-26632877  
 Postcode:518057

Data: 22 File: D:\2008 report data\T\TP-LINK\ACS8Q344.EMI (96)



Site no. : RF Chamber Data no. : 22  
 Dis. / Ant. : 3m 3115 FACTOR Ant. pol. : VERTICAL  
 Limit : FCC PART 15C PEAK  
 Env. / Ins. : 23°C/54% Engineer : Jamy  
 EUT : Wireless N PCI Adapter M/N:TL-WN851N  
 Power Rating: DC 3.3V From PC 230V/50Hz  
 Test Mode : IEEE802.11n HT40 CH4:2437MHz Tx

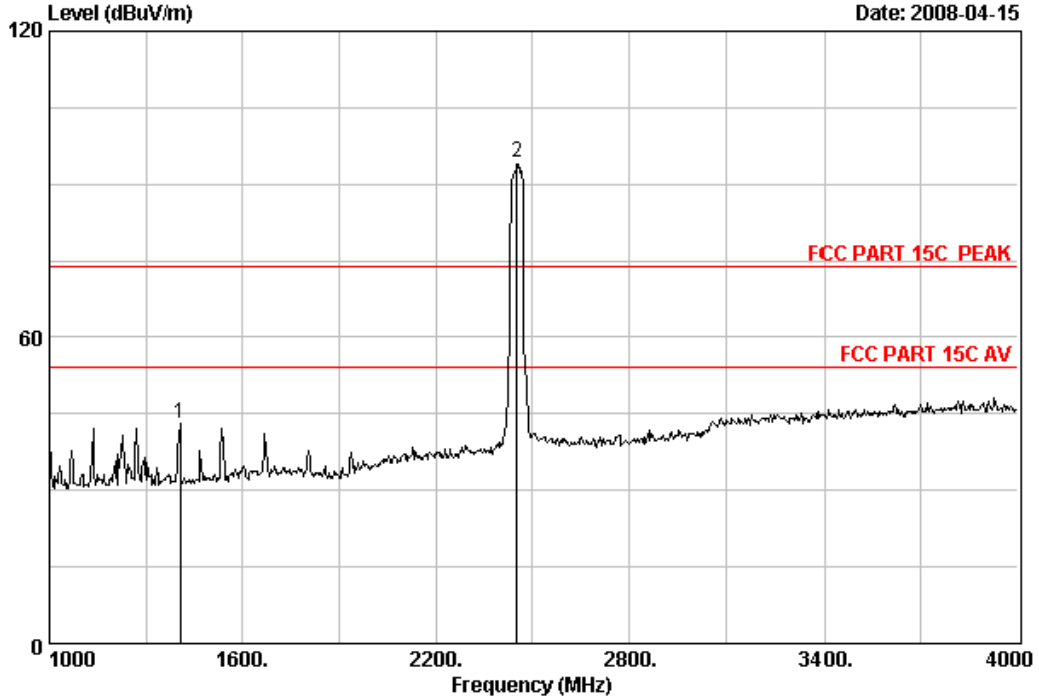
	Ant.	Cable	Amp	Emission					
Freq.	Factor	Loss	Factor	Reading	Level	Limits	Margin	Remark	
(MHz)	(dB/m)	(dB)	(dB)	(dBuV)	(dBuV/m)	(dBuV/m)	(dB)		
1	1534.00	25.55	5.35	35.73	48.83	44.00	74.00	30.00	Peak
2	2437.00	29.11	6.80	35.17	93.12	93.86	74.00	-19.86	Peak

Remarks: 1. Emission Level= Antenna Factor + Cable Loss - Amp Factor + Reading.  
 2. The emission levels that are 20dB below the official limit are not reported.



No.6 Ke Feng Road,B1:ck 52,  
 ShenZhen Science & Industry Park  
 Noutou, ShenZhen, GuangDong, China  
 Tel:+86-755-26639495-7  
 Fax:+86-755-26632877  
 Postcode:518057

Data: 24 File: D:\2008 report data\T\TP-LINK\ACS8Q344.EMI (96)



Site no. : RF Chamber Data no. : 24  
 Dis. / Ant. : 3m 3115 FACTOR Ant. pol. : HORIZONTAL  
 Limit : FCC PART 15C PEAK  
 Env. / Ins. : 23°C/54% Engineer : Jamy  
 EUT : Wireless N PCI Adapter M/N:TL-WN851N  
 Power Rating: DC 3.3V From PC 230V/50Hz  
 Test Mode : IEEE802.11n HT40 CH7:2452MHz Tx

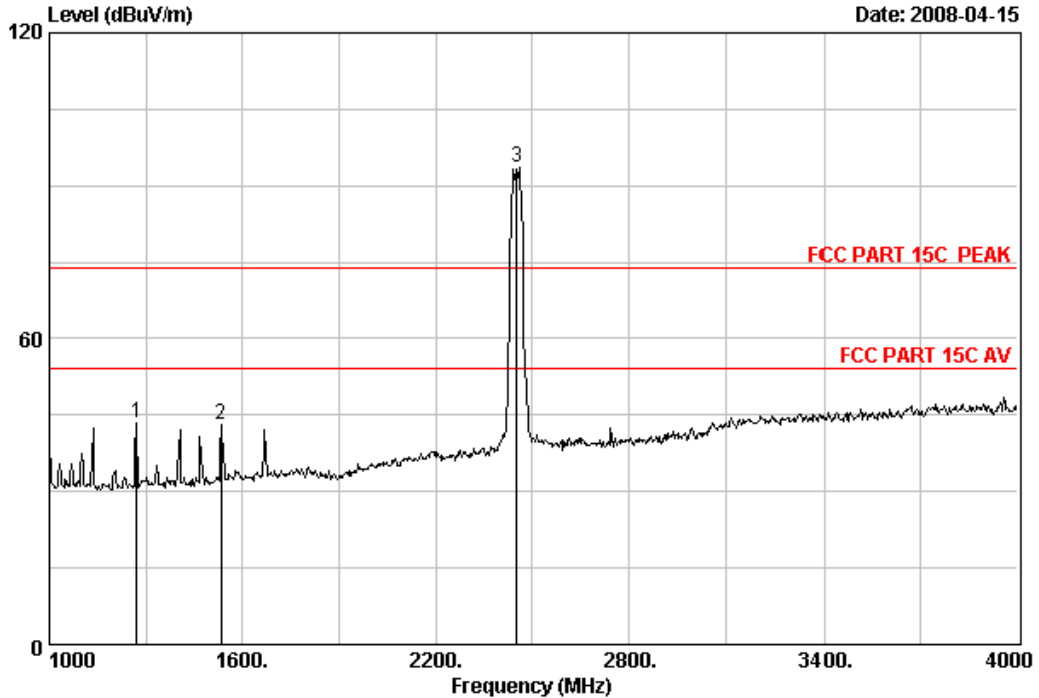
	Ant.	Cable	Amp	Emission					
Freq.	Factor	Loss	Factor	Reading	Level	Limits	Margin	Remark	
(MHz)	(dB/m)	(dB)	(dB)	(dBuV)	(dBuV/m)	(dBuV/m)	(dB)		
1	1405.00	25.20	5.08	35.84	48.73	43.17	74.00	30.83	Peak
2	2452.00	29.11	6.84	35.17	93.35	94.13	74.00	-20.13	Peak

Remarks: 1. Emission Level= Antenna Factor + Cable Loss - Amp Factor + Reading.  
 2. The emission levels that are 20dB below the official limit are not reported.



No.6 Ke Feng Road,B1:ck 52,  
 ShenZhen Science & Industry Park  
 Noutou,ShenZhen,GuangDong,China  
 Tel:+86-755-26639495-7  
 Fax:+86-755-26632877  
 Postcode:518057

Data: 23 File: D:\2008 report data\T\TP-LINK\ACS8Q344.EMI (96)



Site no. : RF Chamber Data no. : 23  
 Dis. / Ant. : 3m 3115 FACTOR Ant. pol. : VERTICAL  
 Limit : FCC PART 15C PEAK  
 Env. / Ins. : 23°C/54% Engineer : Jamy  
 EUT : Wireless N PCI Adapter M/N:TL-WN851N  
 Power Rating: DC 3.3V From PC 230V/50Hz  
 Test Mode : IEEE802.11n HT40 CH7:2452MHz Tx

	Freq. (MHz)	Ant. Factor (dB/m)	Cable Loss (dB)	Amp Factor (dB)	Reading (dBuV)	Emission Level (dBuV/m)	Limits (dBuV/m)	Margin (dB)	Remark
1	1270.00	24.94	4.88	35.95	49.68	43.55	74.00	30.45	Peak
2	1534.00	25.55	5.35	35.73	47.93	43.10	74.00	30.90	Peak
3	2452.00	29.11	6.84	35.17	92.97	93.75	74.00	-19.75	Peak

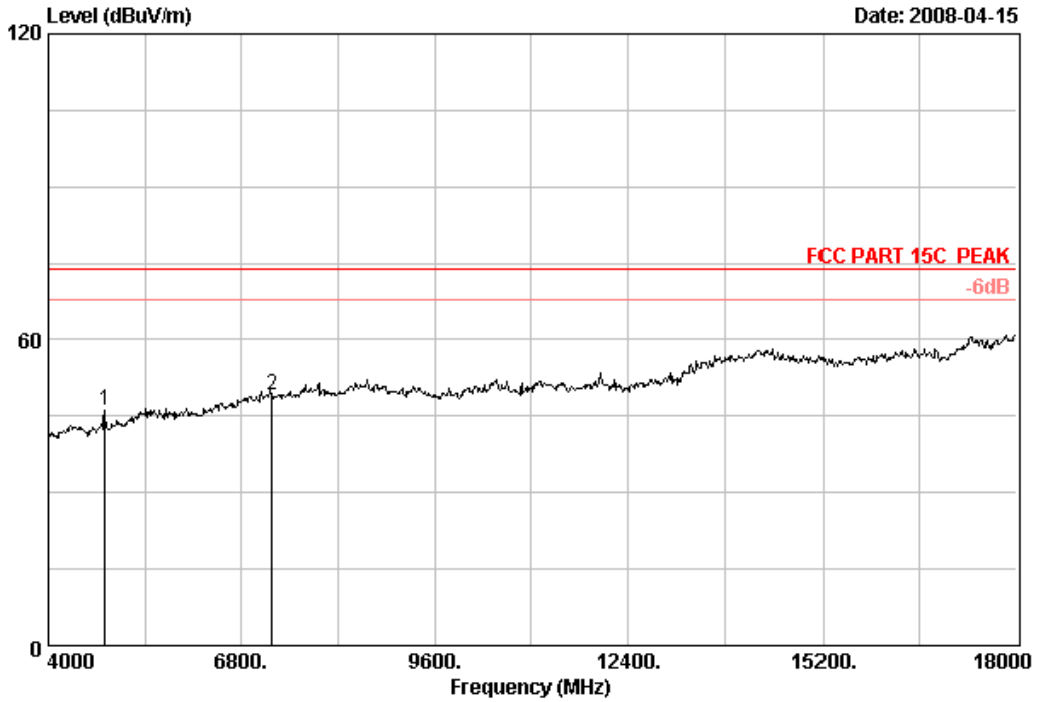
Remarks: 1. Emission Level= Antenna Factor + Cable Loss - Amp Factor + Reading.  
 2. The emission levels that are 20dB below the official limit are not reported.

Frequency: 4GHz~18GHz



No.6 Ke Feng Road,B1:ck 52,  
 ShenZhen Science & Industry Park  
 Noutou, ShenZhen, GuangDong, China  
 Tel:+86-755-26639495-7  
 Fax:+86-755-26632877  
 Postcode:518057

Data: 25 File: D:\2008 report data\T\TP-LINK\ACS8Q344.EMI (96)



Site no. : RF Chamber Data no. : 25  
 Dis. / Ant. : 3m 3115 FACTOR Ant. pol. : HORIZONTAL  
 Limit : FCC PART 15C PEAK  
 Env. / Ins. : 23°C/54% Engineer : Jamy  
 EUT : Wireless N PCI Adapter M/N:TL-WN851N  
 Power Rating: DC 3.3V From PC 230V/50Hz  
 Test Mode : IEEE802.11b CH1:2412MHz Tx

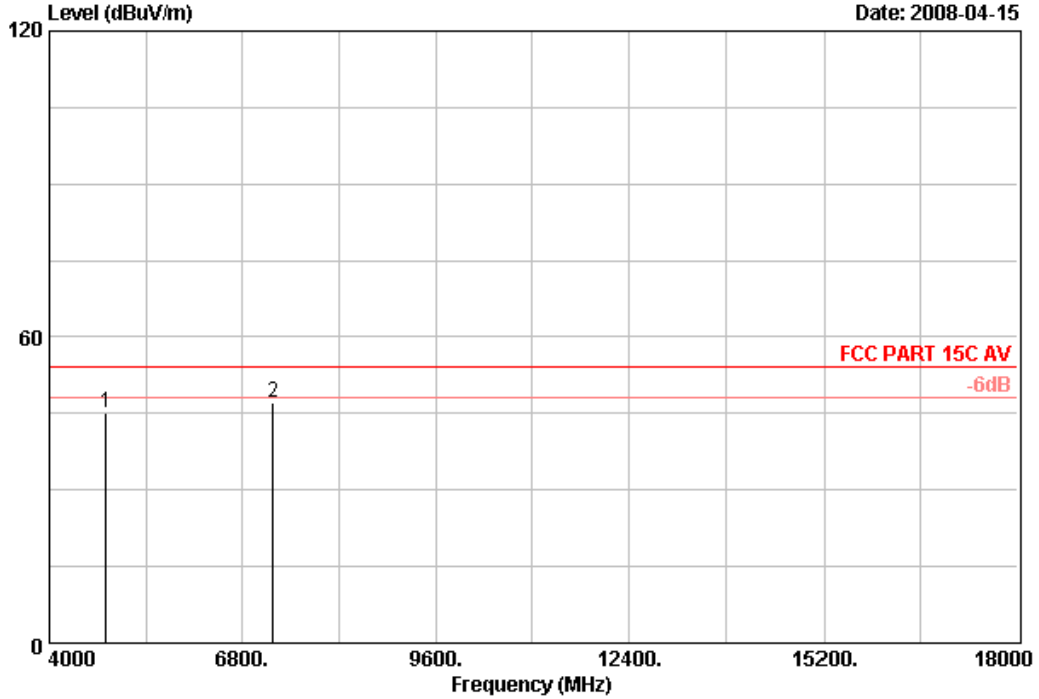
	Freq. (MHz)	Ant. Factor (dB/m)	Cable Loss (dB)	Amp Factor (dB)	Reading (dBuV)	Emission Level (dBuV/m)	Limits (dBuV/m)	Margin (dB)	Remark
1	4824.00	34.02	10.55	34.49	35.92	46.00	74.00	28.00	Peak
2	7236.00	37.39	12.16	34.44	33.99	49.10	74.00	24.90	Peak

Remarks: 1. Emission Level= Antenna Factor + Cable Loss - Amp Factor + Reading.  
 2. The emission levels that are 20dB below the official limit are not reported.



No.6 Ke Feng Road,B1:ck 52,  
 ShenZhen Science & Industry Park  
 Noutou, ShenZhen, GuangDong, China  
 Tel:+86-755-26639495-7  
 Fax:+86-755-26632877  
 Postcode:518057

Data: 26 File: D:\2008 report data\T\TP-LINK\ACS8Q344.EMI (96)



Site no. : RF Chamber Data no. : 26  
 Dis. / Ant. : 3m 3115 FACTOR Ant. pol. : HORIZONTAL  
 Limit : FCC PART 15C AV  
 Env. / Ins. : 23°C/54% Engineer : Jamy  
 EUT : Wireless N PCI Adapter M/N:TL-WN851N  
 Power Rating: DC 3.3V From PC 230V/50Hz  
 Test Mode : IEEE802.11b CH1:2412MHz Tx

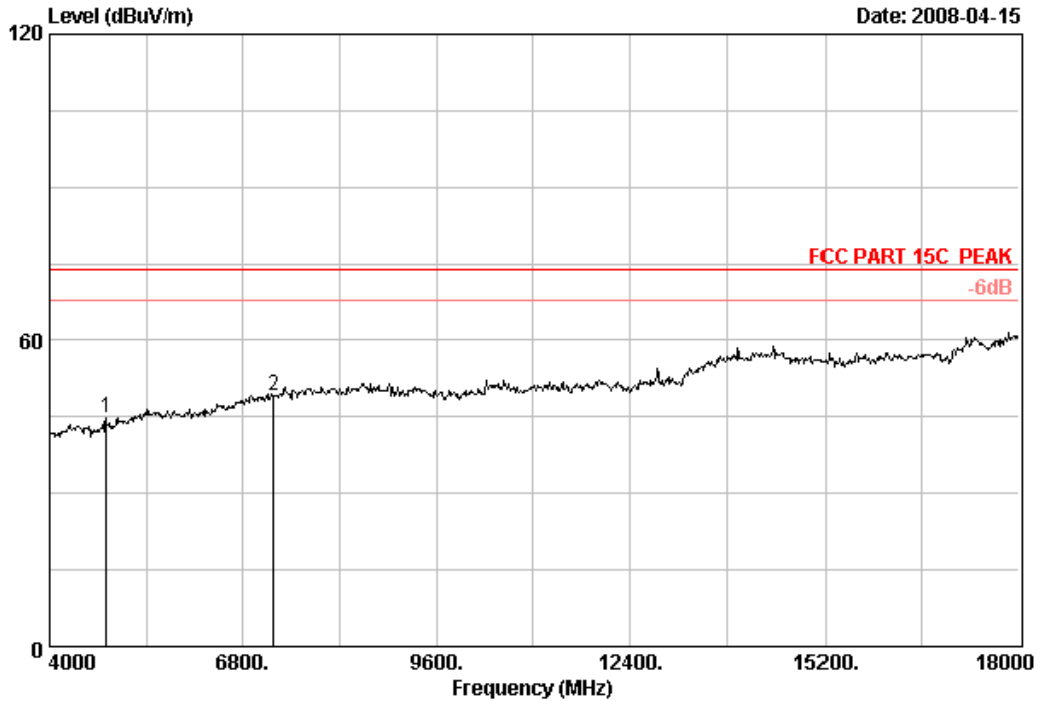
	Freq. (MHz)	Ant. Factor (dB/m)	Cable Loss (dB)	Amp Factor (dB)	Reading (dBuV)	Emission Level (dBuV/m)	Limits (dBuV/m)	Margin (dB)	Remark
1	4824.00	34.02	10.55	34.49	34.92	45.00	54.00	9.00	Average
2	7236.00	37.39	12.16	34.44	31.99	47.10	54.00	6.90	Average

Remarks: 1. Emission Level= Antenna Factor + Cable Loss - Amp Factor + Reading.  
 2. The emission levels that are 20dB below the official limit are not reported.



No.6 Ke Feng Road,B1;ck 52,  
 ShenZhen Science & Industry Park  
 Noutou, ShenZhen, GuangDong, China  
 Tel:+86-755-26639495-7  
 Fax:+86-755-26632877  
 Postcode:518057

Data: 27 File: D:\2008 report data\T\TP-LINK\ACS8Q344.EMI (96)



Site no. : RF Chamber Data no. : 27  
 Dis. / Ant. : 3m 3115 FACTOR Ant. pol. : VERTICAL  
 Limit : FCC PART 15C PEAK  
 Env. / Ins. : 23°C/54% Engineer : Jamy  
 EUT : Wireless N PCI Adapter M/N:TL-WN851N  
 Power Rating: DC 3.3V From PC 230V/50Hz  
 Test Mode : IEEE802.11b CH1:2412MHz Tx

	Freq. (MHz)	Ant. Factor (dB/m)	Cable Loss (dB)	Amp Factor (dB)	Reading (dBuV)	Emission Level (dBuV/m)	Limits (dBuV/m)	Margin (dB)	Remark
1	4824.00	34.02	10.55	34.49	34.60	44.68	74.00	29.32	Peak
2	7236.00	37.39	12.16	34.44	34.02	49.13	74.00	24.87	Peak

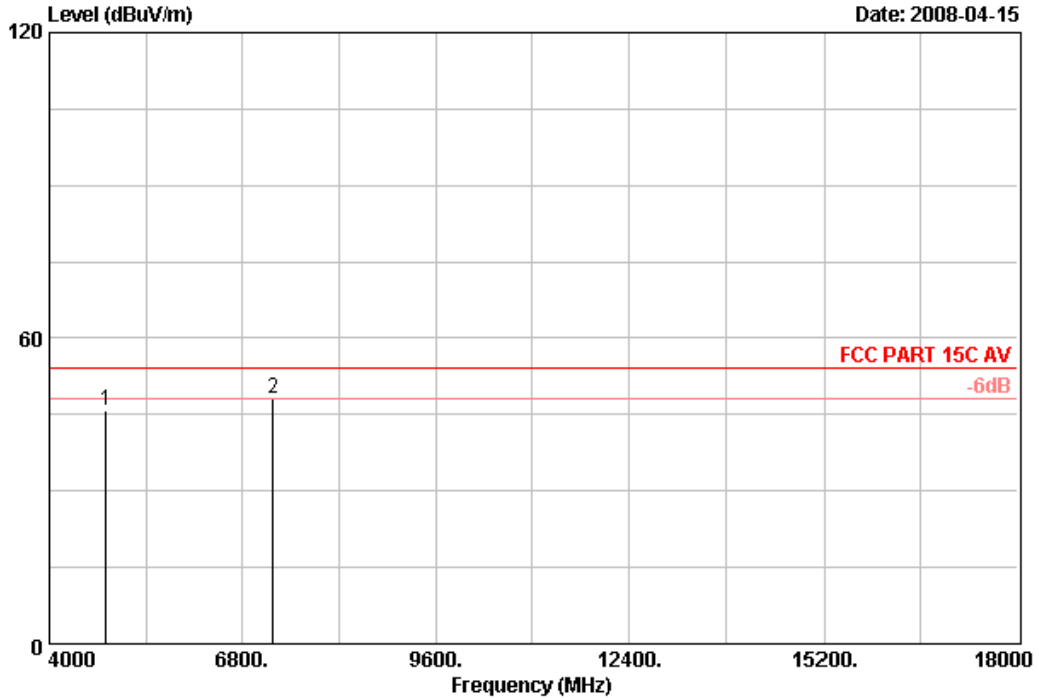
Remarks: 1. Emission Level= Antenna Factor + Cable Loss - Amp Factor + Reading.  
 2. The emission levels that are 20dB below the official limit are not reported.





No.6 Ke Feng Road,B1:ck 52,  
 ShenZhen Science & Industry Park  
 Noutou, ShenZhen, GuangDong, China  
 Tel:+86-755-26639495-7  
 Fax:+86-755-26632877  
 Postcode:518057

Data: 28 File: D:\2008 report data\T\TP-LINK\ACS8Q344.EMI (96)



Site no. : RF Chamber Data no. : 28  
 Dis. / Ant. : 3m 3115 FACTOR Ant. pol. : VERTICAL  
 Limit : FCC PART 15C AV  
 Env. / Ins. : 23°C/54% Engineer : Jamy  
 EUT : Wireless N PCI Adapter M/N:TL-WN851N  
 Power Rating: DC 3.3V From PC 230V/50Hz  
 Test Mode : IEEE802.11b CH1:2412MHz Tx

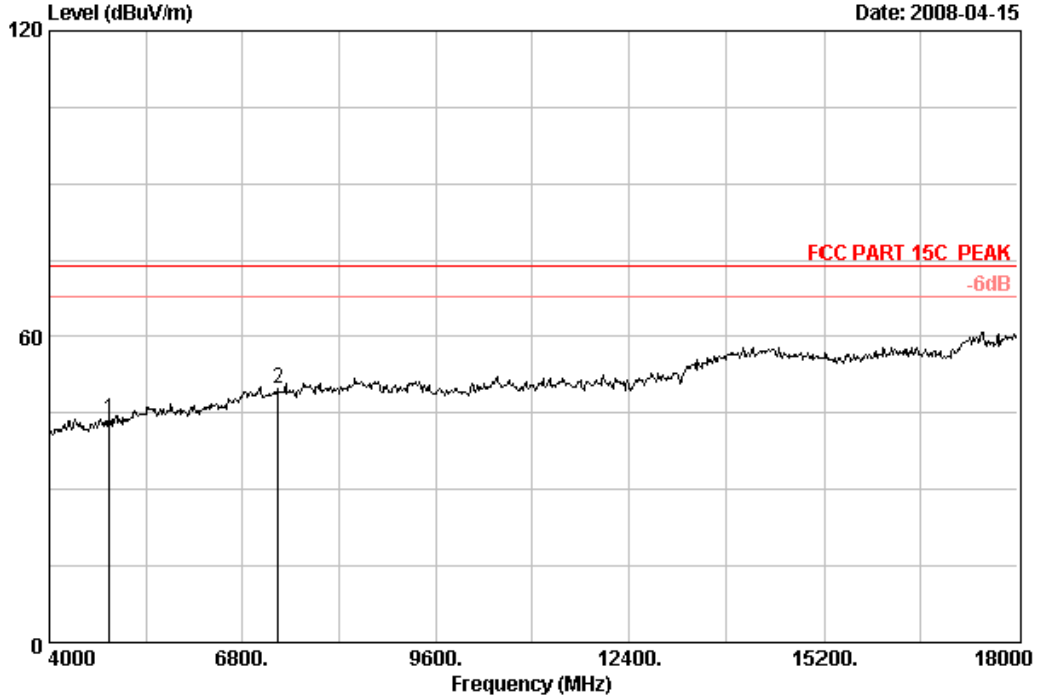
	Freq. (MHz)	Ant. Factor (dB/m)	Cable Loss (dB)	Amp Factor (dB)	Reading (dBuV)	Emission Level (dBuV/m)	Limits (dBuV/m)	Margin (dB)	Remark
1	4824.00	34.02	10.55	34.49	35.60	45.68	54.00	8.32	Average
2	7236.00	37.39	12.16	34.44	33.02	48.13	54.00	5.87	Average

Remarks: 1. Emission Level= Antenna Factor + Cable Loss - Amp Factor + Reading.  
 2. The emission levels that are 20dB below the official limit are not reported.



No.6 Ke Feng Road,B1:ck 52,  
 ShenZhen Science & Industry Park  
 Noutou, ShenZhen, GuangDong, China  
 Tel:+86-755-26639495-7  
 Fax:+86-755-26632877  
 Postcode:518057

Data: 31 File: D:\2008 report data\T\TP-LINK\ACS8Q344.EMI (96)



Site no. : RF Chamber Data no. : 31  
 Dis. / Ant. : 3m 3115 FACTOR Ant. pol. : HORIZONTAL  
 Limit : FCC PART 15C PEAK  
 Env. / Ins. : 23°C/54% Engineer : Jamy  
 EUT : Wireless N PCI Adapter M/N:TL-WN851N  
 Power Rating: DC 3.3V From PC 230V/50Hz  
 Test Mode : IEEE802.11b CH6:2437MHz Tx

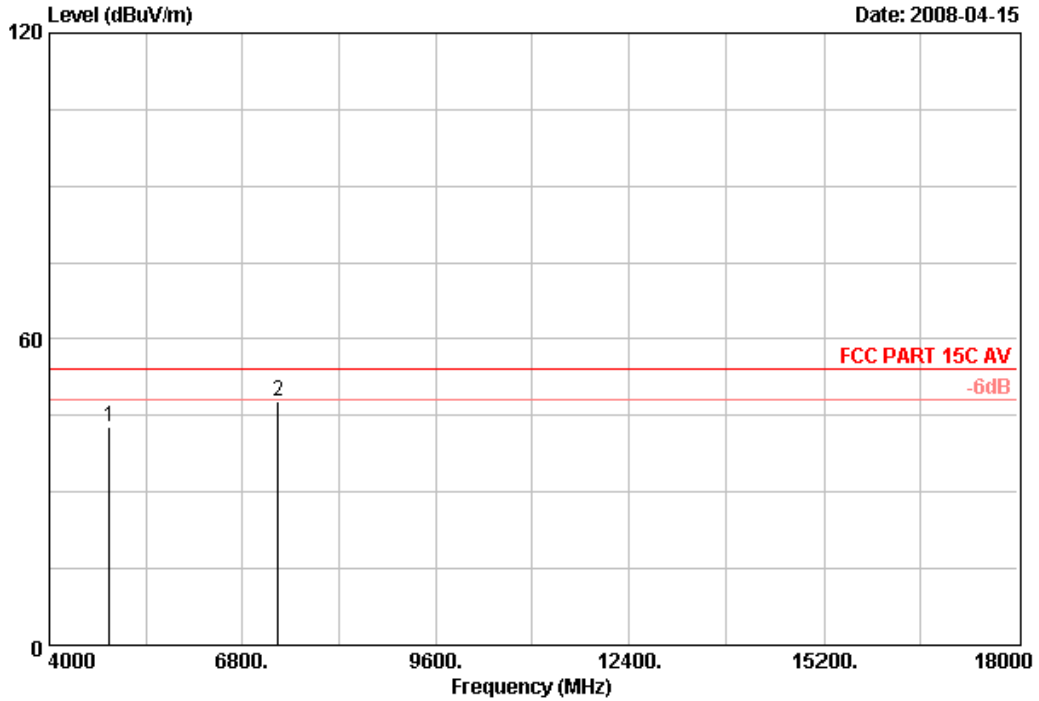
	Freq. (MHz)	Ant. Factor (dB/m)	Cable Loss (dB)	Amp Factor (dB)	Reading (dBuV)	Emission Level (dBuV/m)	Limits (dBuV/m)	Margin (dB)	Remark
1	4874.00	34.16	10.56	34.48	33.49	43.73	74.00	30.27	Peak
2	7311.00	37.50	12.17	34.46	34.49	49.70	74.00	24.30	Peak

Remarks: 1. Emission Level= Antenna Factor + Cable Loss - Amp Factor + Reading.  
 2. The emission levels that are 20dB below the official limit are not reported.



No.6 Ke Feng Road,B1:ck 52,  
 ShenZhen Science & Industry Park  
 Noutou, ShenZhen, GuangDong, China  
 Tel:+86-755-26639495-7  
 Fax:+86-755-26632877  
 Postcode:518057

Data: 32 File: D:\2008 report data\T\TP-LINK\ACS8Q344.EMI (96)



Site no. : RF Chamber Data no. : 32  
 Dis. / Ant. : 3m 3115 FACTOR Ant. pol. : HORIZONTAL  
 Limit : FCC PART 15C AV  
 Env. / Ins. : 23°C/54% Engineer : Jamy  
 EUT : Wireless N PCI Adapter M/N:TL-WN851N  
 Power Rating: DC 3.3V From PC 230V/50Hz  
 Test Mode : IEEE802.11b CH6:2437MHz Tx

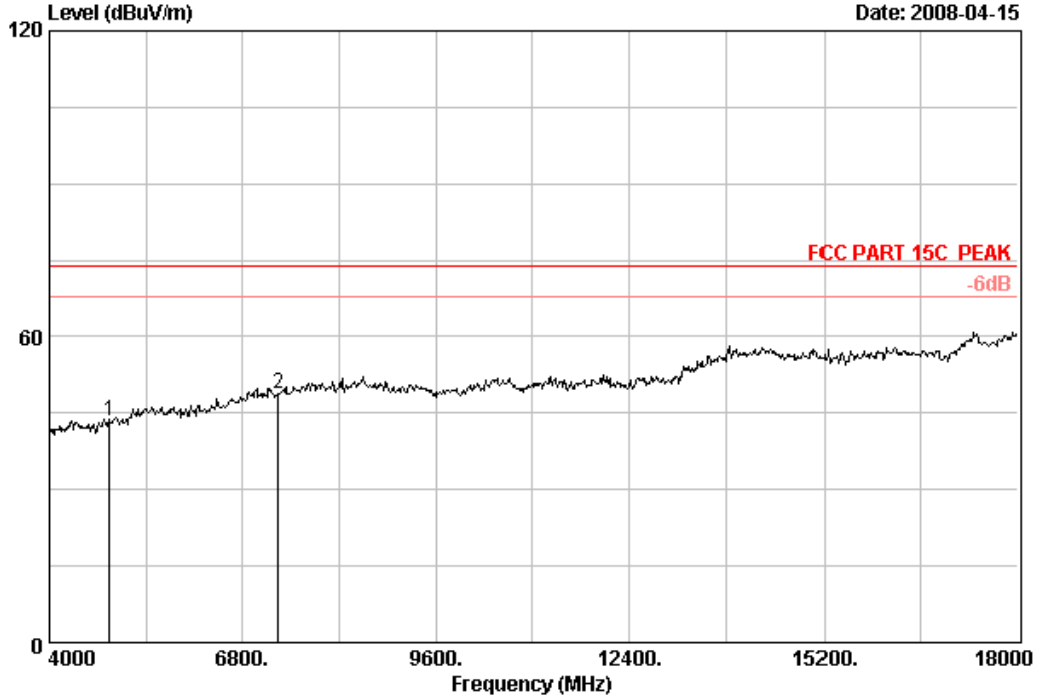
	Freq. (MHz)	Ant. Factor (dB/m)	Cable Loss (dB)	Amp Factor (dB)	Reading (dBuV)	Emission Level (dBuV/m)	Limits (dBuV/m)	Margin (dB)	Remark
1	4874.00	34.16	10.56	34.48	32.49	42.73	54.00	11.27	Average
2	7311.00	37.50	12.17	34.46	32.49	47.70	54.00	6.30	Average

Remarks: 1. Emission Level= Antenna Factor + Cable Loss - Amp Factor + Reading.  
 2. The emission levels that are 20dB below the official limit are not reported.



No.6 Ke Feng Road,B1:ck 52,  
 ShenZhen Science & Industry Park  
 Noutou, ShenZhen, GuangDong, China  
 Tel:+86-755-26639495-7  
 Fax:+86-755-26632877  
 Postcode:518057

Data: 29 File: D:\2008 report data\T\TP-LINK\ACS8Q344.EMI (96)



Site no. : RF Chamber Data no. : 29  
 Dis. / Ant. : 3m 3115 FACTOR Ant. pol. : VERTICAL  
 Limit : FCC PART 15C PEAK  
 Env. / Ins. : 23°C/54% Engineer : Jamy  
 EUT : Wireless N PCI Adapter M/N:TL-WN851N  
 Power Rating: DC 3.3V From PC 230V/50Hz  
 Test Mode : IEEE802.11b CH6:2437MHz Tx

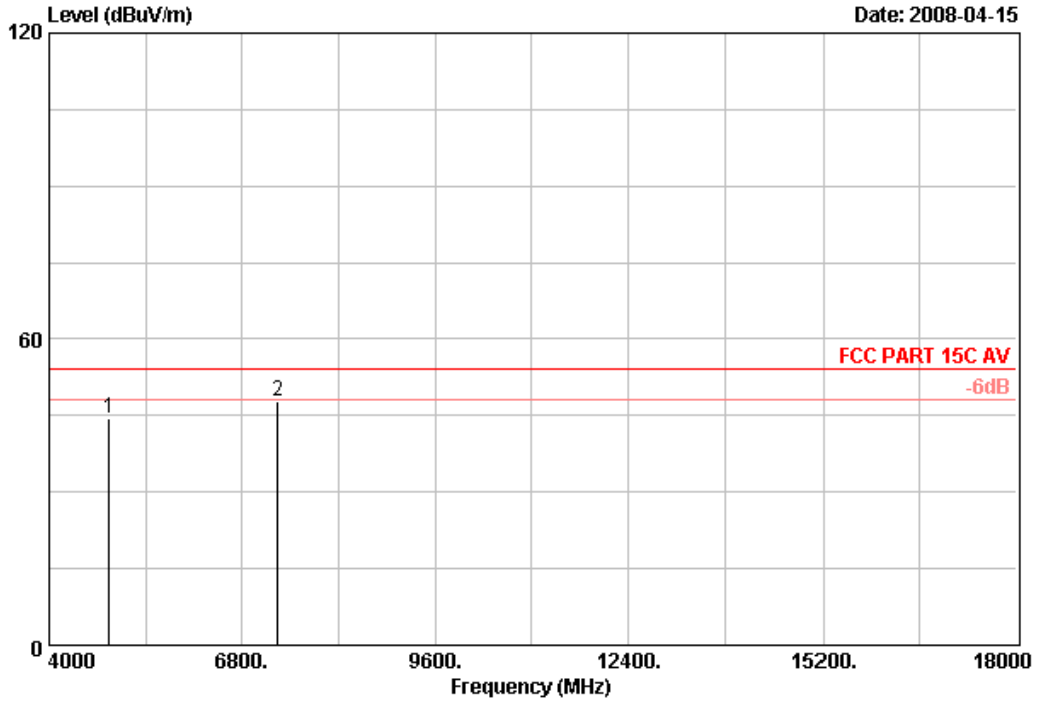
	Freq. (MHz)	Ant. Factor (dB/m)	Cable Loss (dB)	Amp Factor (dB)	Reading (dBuV)	Emission Level (dBuV/m)	Limits (dBuV/m)	Margin (dB)	Remark
1	4874.00	34.16	10.56	34.48	33.22	43.46	74.00	30.54	Peak
2	7311.00	37.50	12.17	34.46	33.58	48.79	74.00	25.21	Peak

Remarks: 1. Emission Level= Antenna Factor + Cable Loss - Amp Factor + Reading.  
 2. The emission levels that are 20dB below the official limit are not reported.



No.6 Ke Feng Road,B1:ck 52,  
 ShenZhen Science & Industry Park  
 Noutou, ShenZhen, GuangDong, China  
 Tel:+86-755-26639495-7  
 Fax:+86-755-26632877  
 Postcode:518057

Data: 30 File: D:\2008 report data\T\TP-LINK\ACS8Q344.EMI (96)



Site no. : RF Chamber Data no. : 30  
 Dis. / Ant. : 3m 3115 FACTOR Ant. pol. : VERTICAL  
 Limit : FCC PART 15C AV  
 Env. / Ins. : 23°C/54% Engineer : Jamy  
 EUT : Wireless N PCI Adapter M/N:TL-WN851N  
 Power Rating: DC 3.3V From PC 230V/50Hz  
 Test Mode : IEEE802.11b CH6:2437MHz Tx

	Ant. Factor	Cable Loss	Amp Factor	Reading	Emission Level	Limits	Margin	Remark
Freq. (MHz)	(dB/m)	(dB)	(dB)	(dBuV)	(dBuV/m)	(dBuV/m)	(dB)	
1 4874.00	34.16	10.56	34.48	34.22	44.46	54.00	9.54	Average
2 7311.00	37.50	12.17	34.46	32.58	47.79	54.00	6.21	Average

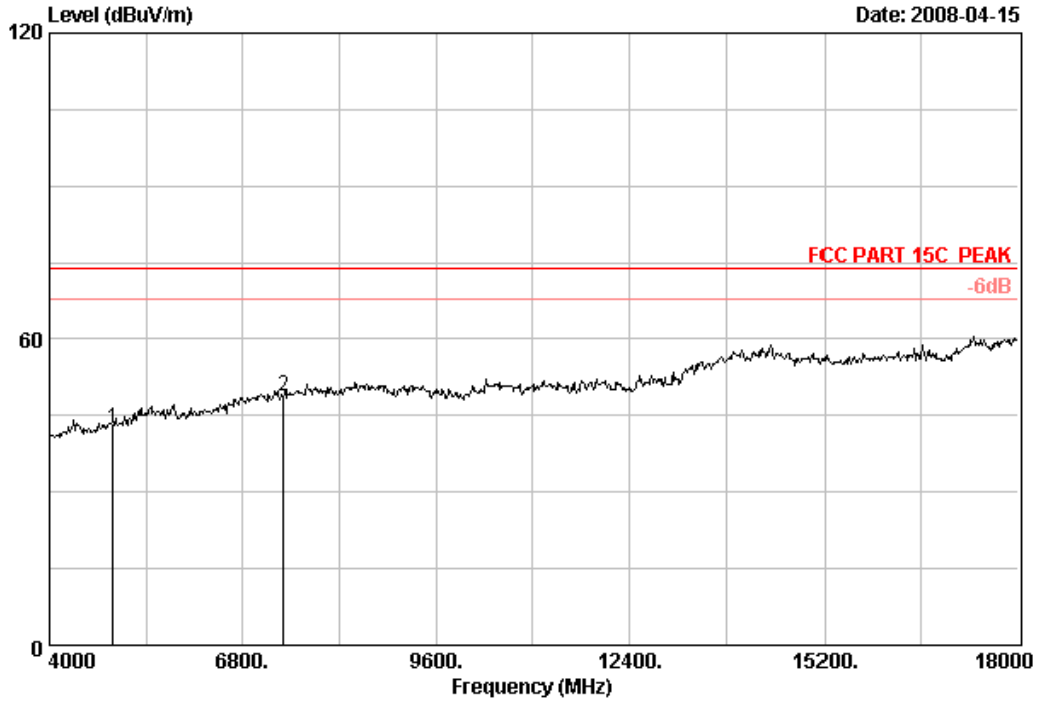
Remarks: 1. Emission Level= Antenna Factor + Cable Loss - Amp Factor + Reading.  
 2. The emission levels that are 20dB below the official limit are not reported.



No.6 Ke Feng Road,B1:ck 52,  
 ShenZhen Science & Industry Park  
 Noutou, ShenZhen, GuangDong, China  
 Tel:+86-755-26639495-7  
 Fax:+86-755-26632877  
 Postcode:518057

Data: 33 File: D:\2008 report data\T\TP-LINK\ACS8Q344.EMI (96)

Date: 2008-04-15



Site no. : RF Chamber Data no. : 33  
 Dis. / Ant. : 3m 3115 FACTOR Ant. pol. : HORIZONTAL  
 Limit : FCC PART 15C PEAK  
 Env. / Ins. : 23°C/54% Engineer : Jamy  
 EUT : Wireless N PCI Adapter M/N:TL-WN851N  
 Power Rating: DC 3.3V From PC 230V/50Hz  
 Test Mode : IEEE802.11b CH11:2462MHz Tx

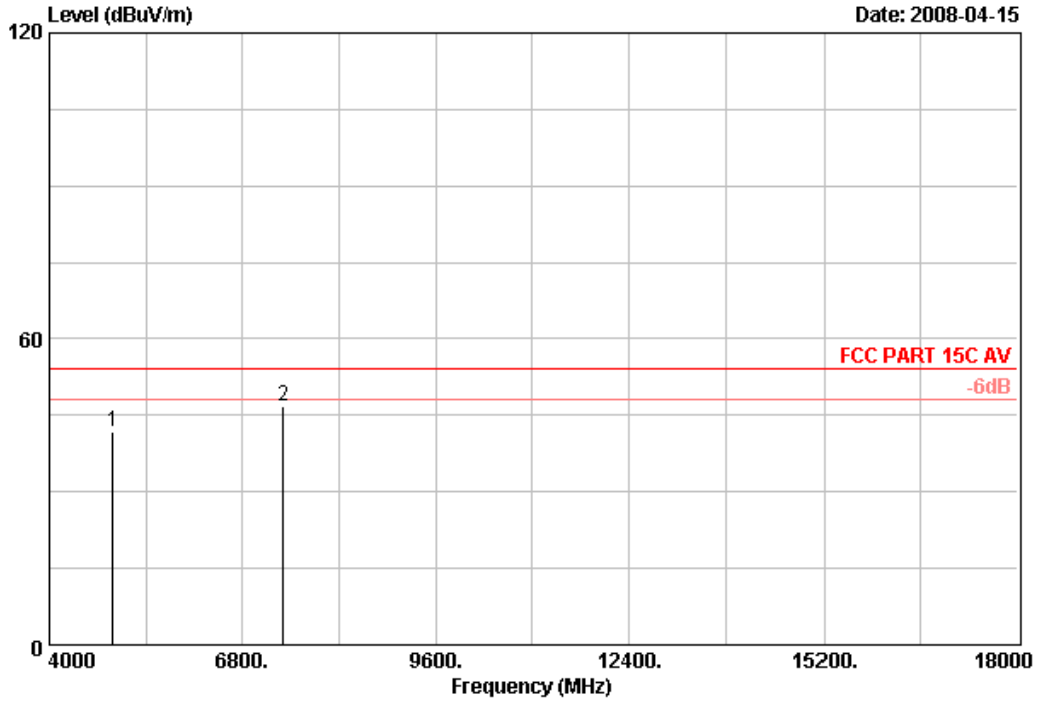
	Freq. (MHz)	Ant. Factor (dB/m)	Cable Loss (dB)	Amp Factor (dB)	Reading (dBuV)	Emission Level (dBuV/m)	Limits (dBuV/m)	Margin (dB)	Remark
1	4924.00	34.29	10.58	34.47	32.22	42.62	74.00	31.38	Peak
2	7386.00	37.63	12.31	34.47	33.39	48.86	74.00	25.14	Peak

Remarks: 1. Emission Level= Antenna Factor + Cable Loss - Amp Factor + Reading.  
 2. The emission levels that are 20dB below the official limit are not reported.



No.6 Ke Feng Road,B1:ck 52,  
 ShenZhen Science & Industry Park  
 Noutou, ShenZhen, GuangDong, China  
 Tel:+86-755-26639495-7  
 Fax:+86-755-26632877  
 Postcode:518057

Data: 34 File: D:\2008 report data\T\TP-LINK\ACS8Q344.EMI (96)



Site no. : RF Chamber Data no. : 34  
 Dis. / Ant. : 3m 3115 FACTOR Ant. pol. : HORIZONTAL  
 Limit : FCC PART 15C AV  
 Env. / Ins. : 23°C/54% Engineer : Jamy  
 EUT : Wireless N PCI Adapter M/N:TL-WN851N  
 Power Rating: DC 3.3V From PC 230V/50Hz  
 Test Mode : IEEE802.11b CH11:2462MHz Tx

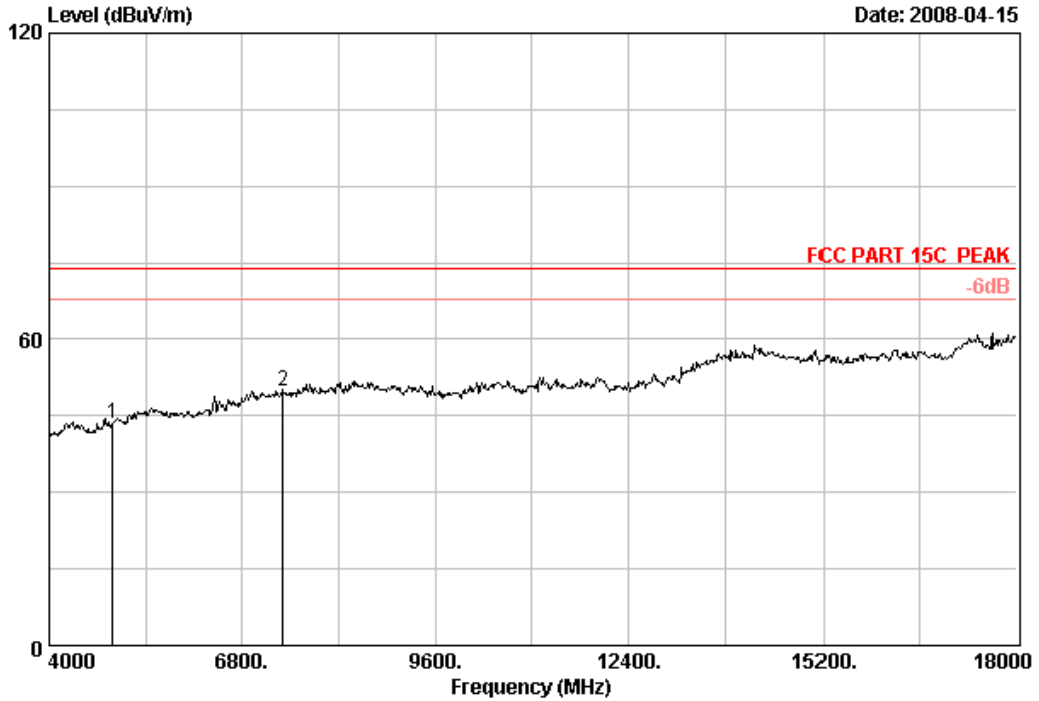
	Freq. (MHz)	Ant. Factor (dB/m)	Cable Loss (dB)	Amp Factor (dB)	Reading (dBuV)	Emission Level (dBuV/m)	Limits (dBuV/m)	Margin (dB)	Remark
1	4924.00	34.29	10.58	34.47	31.22	41.62	54.00	12.38	Average
2	7386.00	37.63	12.31	34.47	31.39	46.86	54.00	7.14	Average

Remarks: 1. Emission Level= Antenna Factor + Cable Loss - Amp Factor + Reading.  
 2. The emission levels that are 20dB below the official limit are not reported.



No.6 Ke Feng Road,B1:ck 52,  
 ShenZhen Science & Industry Park  
 Noutou, ShenZhen, GuangDong, China  
 Tel:+86-755-26639495-7  
 Fax:+86-755-26632877  
 Postcode:518057

Data: 35 File: D:\2008 report data\T\TP-LINK\ACS8Q344.EMI (96)



Site no. : RF Chamber Data no. : 35  
 Dis. / Ant. : 3m 3115 FACTOR Ant. pol. : VERTICAL  
 Limit : FCC PART 15C PEAK  
 Env. / Ins. : 23°C/54% Engineer : Jamy  
 EUT : Wireless N PCI Adapter M/N:TL-WN851N  
 Power Rating: DC 3.3V From PC 230V/50Hz  
 Test Mode : IEEE802.11b CH11:2462MHz Tx

	Freq. (MHz)	Ant. Factor (dB/m)	Cable Loss (dB)	Amp Factor (dB)	Reading (dBuV)	Emission Level (dBuV/m)	Limits (dBuV/m)	Margin (dB)	Remark
1	4924.00	34.29	10.58	34.47	33.06	43.46	74.00	30.54	Peak
2	7386.00	37.63	12.31	34.47	34.25	49.72	74.00	24.28	Peak

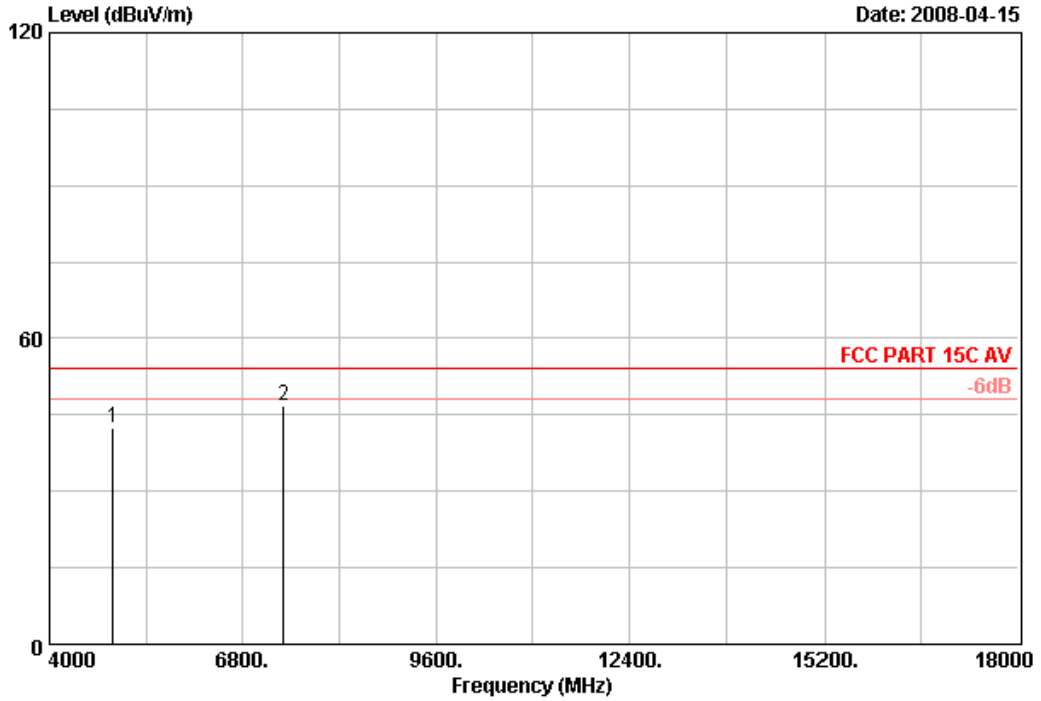
Remarks: 1. Emission Level= Antenna Factor + Cable Loss - Amp Factor + Reading.  
 2. The emission levels that are 20dB below the official limit are not reported.





No.6 Ke Feng Road,B1:ck 52,  
 ShenZhen Science & Industry Park  
 Noutou, ShenZhen, GuangDong, China  
 Tel:+86-755-26639495-7  
 Fax:+86-755-26632877  
 Postcode:518057

Data: 36 File: D:\2008 report data\T\TP-LINK\ACS8Q344.EMI (96)



Site no. : RF Chamber Data no. : 36  
 Dis. / Ant. : 3m 3115 FACTOR Ant. pol. : VERTICAL  
 Limit : FCC PART 15C AV  
 Env. / Ins. : 23°C/54% Engineer : Jamy  
 EUT : Wireless N PCI Adapter M/N:TL-WN851N  
 Power Rating: DC 3.3V From PC 230V/50Hz  
 Test Mode : IEEE802.11b CH11:2462MHz Tx

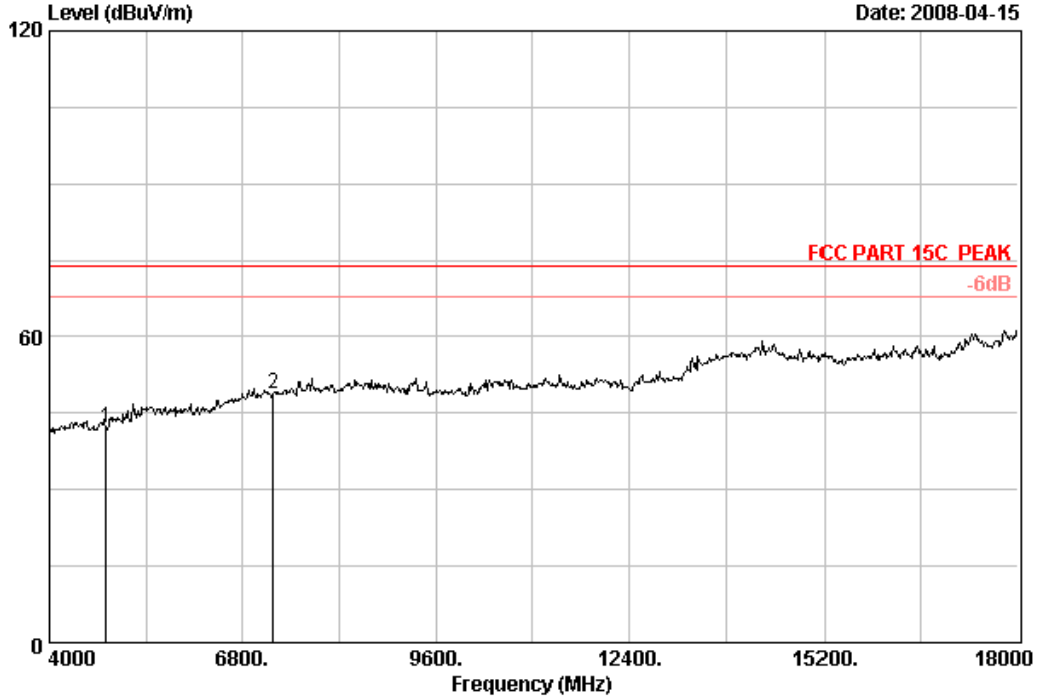
	Freq. (MHz)	Ant. Factor (dB/m)	Cable Loss (dB)	Amp Factor (dB)	Reading (dBuV)	Emission Level (dBuV/m)	Limits (dBuV/m)	Margin (dB)	Remark
1	4924.00	34.29	10.58	34.47	32.06	42.46	54.00	11.54	Average
2	7386.00	37.63	12.31	34.47	31.25	46.72	54.00	7.28	Average

Remarks: 1. Emission Level= Antenna Factor + Cable Loss - Amp Factor + Reading.  
 2. The emission levels that are 20dB below the official limit are not reported.



No.6 Ke Feng Road,B1:ck 52,  
 ShenZhen Science & Industry Park  
 Noutou, ShenZhen, GuangDong, China  
 Tel:+86-755-26639495-7  
 Fax:+86-755-26632877  
 Postcode:518057

Data: 39 File: D:\2008 report data\T\TP-LINK\ACS8Q344.EMI (96)



Site no. : RF Chamber Data no. : 39  
 Dis. / Ant. : 3m 3115 FACTOR Ant. pol. : HORIZONTAL  
 Limit : FCC PART 15C PEAK  
 Env. / Ins. : 23°C/54% Engineer : Jamy  
 EUT : Wireless N PCI Adapter M/N:TL-WN851N  
 Power Rating: DC 3.3V From PC 230V/50Hz  
 Test Mode : IEEE802.11g CH1:2412MHz Tx

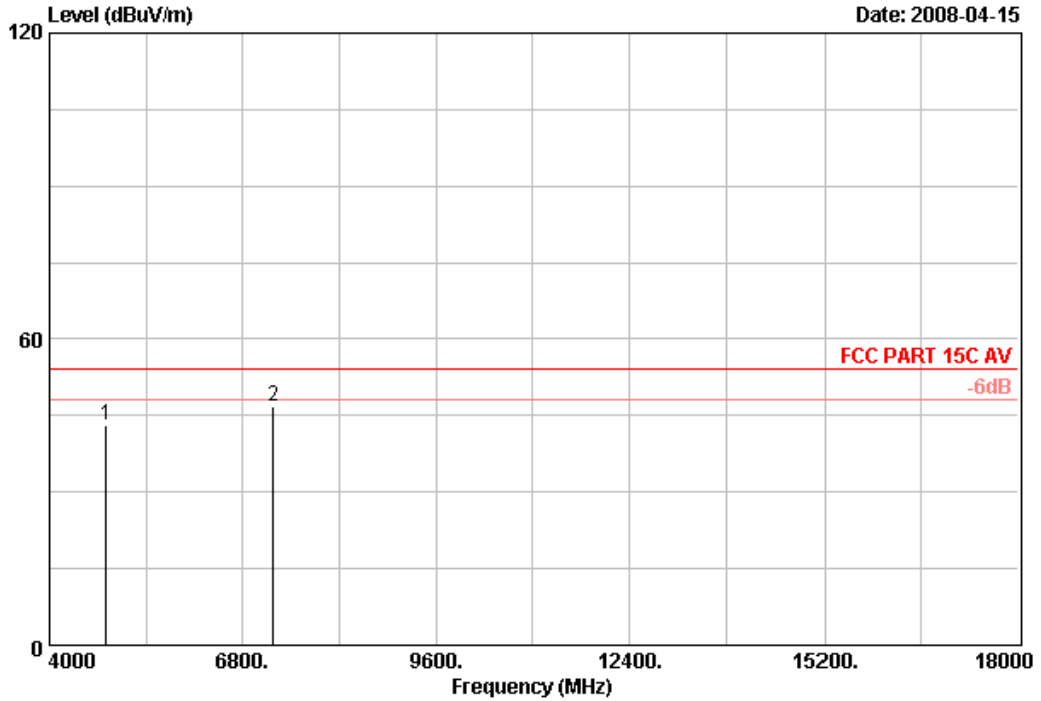
	Freq. (MHz)	Ant. Factor (dB/m)	Cable Loss (dB)	Amp Factor (dB)	Reading (dBuV)	Emission Level (dBuV/m)	Limits (dBuV/m)	Margin (dB)	Remark
1	4824.00	34.02	10.55	34.49	32.04	42.12	74.00	31.88	Peak
2	7236.00	37.39	12.16	34.44	33.76	48.87	74.00	25.13	Peak

Remarks: 1. Emission Level= Antenna Factor + Cable Loss - Amp Factor + Reading.  
 2. The emission levels that are 20dB below the official limit are not reported.



No.6 Ke Feng Road,B1:ck 52,  
 ShenZhen Science & Industry Park  
 Noutou, ShenZhen, GuangDong, China  
 Tel:+86-755-26639495-7  
 Fax:+86-755-26632877  
 Postcode:518057

Data: 40 File: D:\2008 report data\T\TP-LINK\ACS8Q344.EMI (96)



Site no. : RF Chamber Data no. : 40  
 Dis. / Ant. : 3m 3115 FACTOR Ant. pol. : HORIZONTAL  
 Limit : FCC PART 15C AV  
 Env. / Ins. : 23°C/54% Engineer : Jamy  
 EUT : Wireless N PCI Adapter M/N:TL-WN851N  
 Power Rating: DC 3.3V From PC 230V/50Hz  
 Test Mode : IEEE802.11g CH1:2412MHz Tx

	Freq. (MHz)	Ant. Factor (dB/m)	Cable Loss (dB)	Amp Factor (dB)	Reading (dBuV)	Emission Level (dBuV/m)	Limits (dBuV/m)	Margin (dB)	Remark
1	4824.00	34.02	10.55	34.49	33.04	43.12	54.00	10.88	Average
2	7236.00	37.39	12.16	34.44	31.76	46.87	54.00	7.13	Average

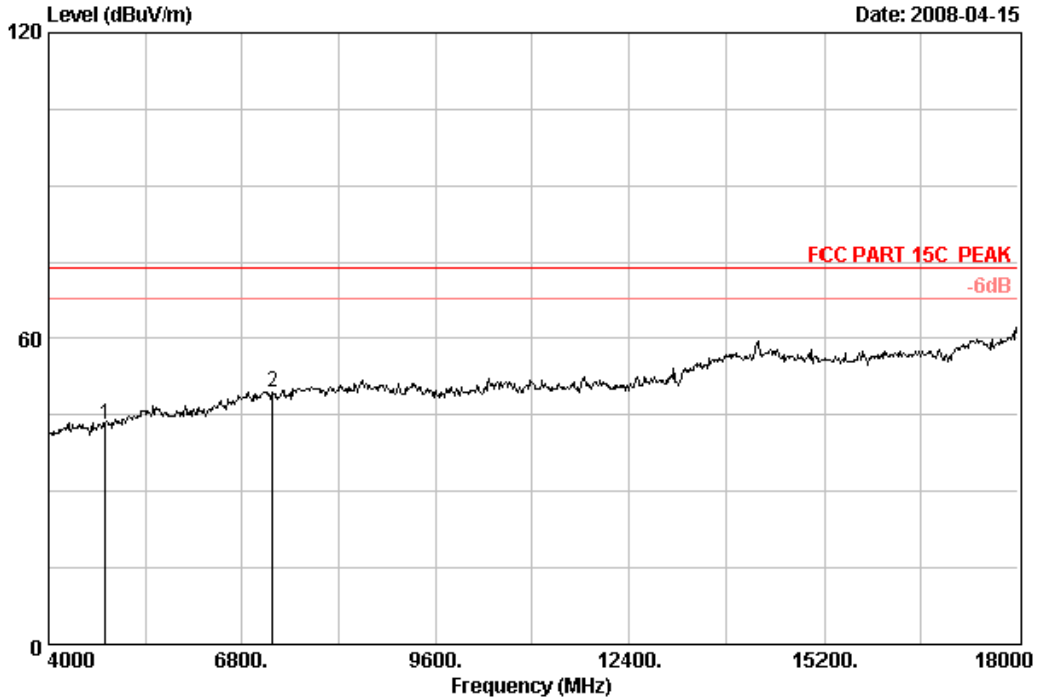
Remarks: 1. Emission Level= Antenna Factor + Cable Loss - Amp Factor + Reading.  
 2. The emission levels that are 20dB below the official limit are not reported.



No.6 Ke Feng Road,B1;ck 52,  
 ShenZhen Science & Industry Park  
 Noutou, ShenZhen, GuangDong, China  
 Tel:+86-755-26639495-7  
 Fax:+86-755-26632877  
 Postcode:518057

Data: 37 File: D:\2008 report data\T\TP-LINK\ACS8Q344.EMI (96)

Date: 2008-04-15



Site no. : RF Chamber Data no. : 37  
 Dis. / Ant. : 3m 3115 FACTOR Ant. pol. : VERTICAL  
 Limit : FCC PART 15C PEAK  
 Env. / Ins. : 23°C/54% Engineer : Jamy  
 EUT : Wireless N PCI Adapter M/N:TL-WN851N  
 Power Rating: DC 3.3V From PC 230V/50Hz  
 Test Mode : IEEE802.11g CH1:2412MHz Tx

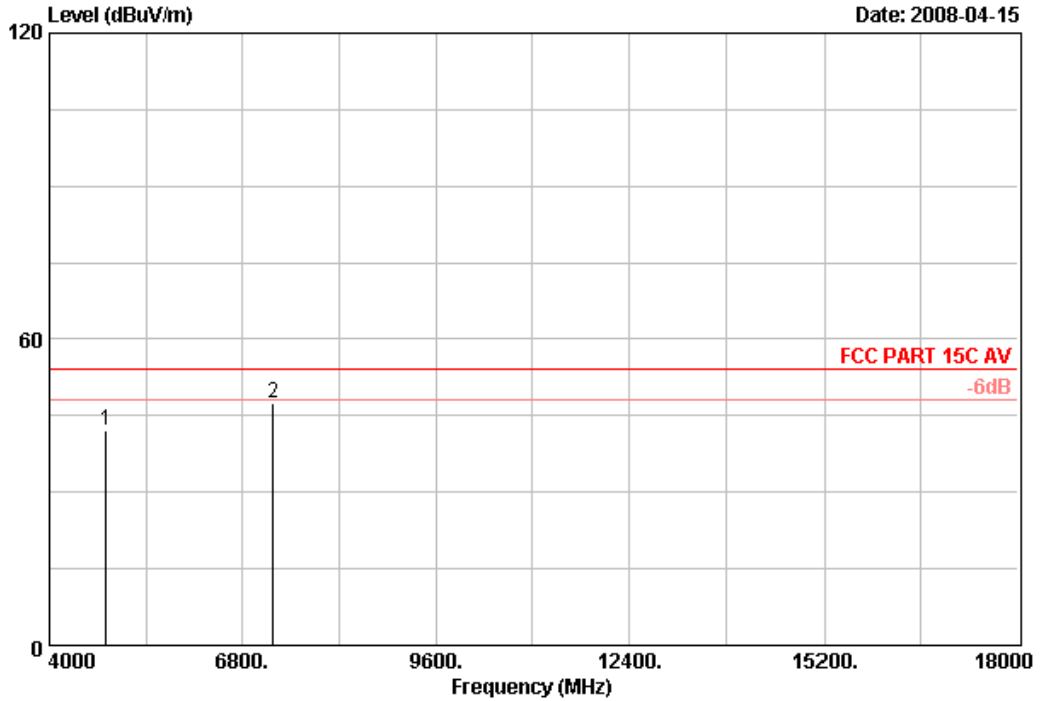
	Freq. (MHz)	Ant. Factor (dB/m)	Cable Loss (dB)	Amp Factor (dB)	Reading (dBuV)	Emission Level (dBuV/m)	Limits (dBuV/m)	Margin (dB)	Remark
1	4824.00	34.02	10.55	34.49	33.06	43.14	74.00	30.86	Peak
2	7236.00	37.39	12.16	34.44	34.22	49.33	74.00	24.67	Peak

Remarks: 1. Emission Level= Antenna Factor + Cable Loss - Amp Factor + Reading.  
 2. The emission levels that are 20dB below the official limit are not reported.



No.6 Ke Feng Road,B1:ck 52,  
 ShenZhen Science & Industry Park  
 Noutou, ShenZhen, GuangDong, China  
 Tel:+86-755-26639495-7  
 Fax:+86-755-26632877  
 Postcode:518057

Data: 38 File: D:\2008 report data\T\TP-LINK\ACS8Q344.EMI (96)



Site no. : RF Chamber Data no. : 38  
 Dis. / Ant. : 3m 3115 FACTOR Ant. pol. : VERTICAL  
 Limit : FCC PART 15C AV  
 Env. / Ins. : 23°C/54% Engineer : Jamy  
 EUT : Wireless N PCI Adapter M/N:TL-WN851N  
 Power Rating: DC 3.3V From PC 230V/50Hz  
 Test Mode : IEEE802.11g CH1:2412MHz Tx

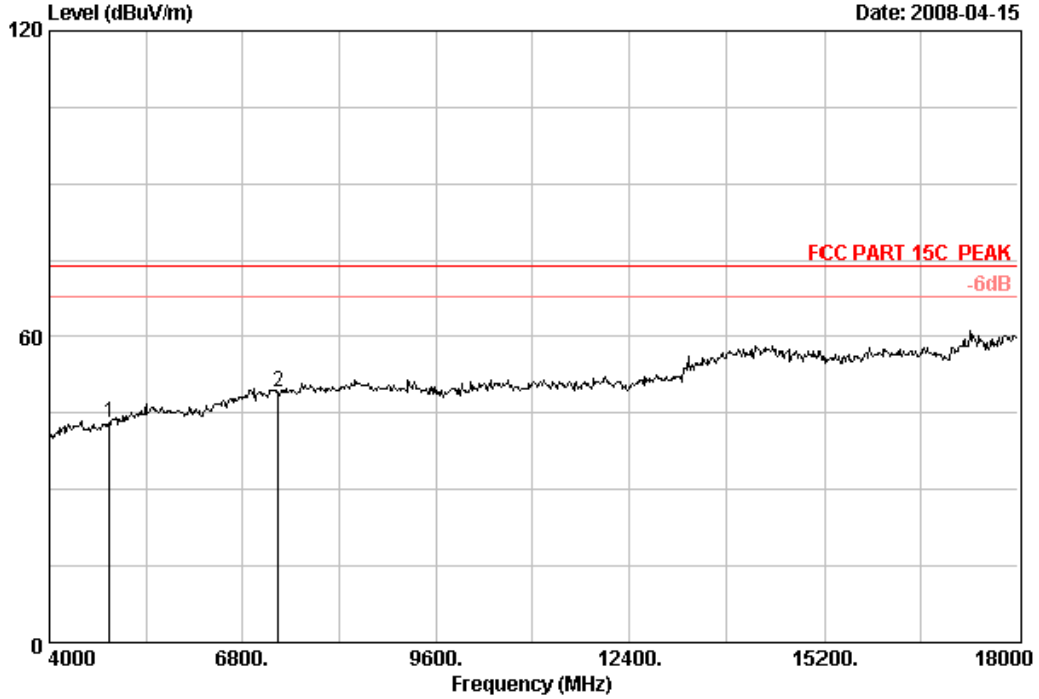
	Freq. (MHz)	Ant. Factor (dB/m)	Cable Loss (dB)	Amp Factor (dB)	Reading (dBuV)	Emission Level (dBuV/m)	Limits (dBuV/m)	Margin (dB)	Remark
1	4824.00	34.02	10.55	34.49	32.06	42.14	54.00	11.86	Average
2	7236.00	37.39	12.16	34.44	32.22	47.33	54.00	6.67	Average

Remarks: 1. Emission Level= Antenna Factor + Cable Loss - Amp Factor + Reading.  
 2. The emission levels that are 20dB below the official limit are not reported.



No.6 Ke Feng Road,B1:ck 52,  
 ShenZhen Science & Industry Park  
 Noutou, ShenZhen, GuangDong, China  
 Tel:+86-755-26639495-7  
 Fax:+86-755-26632877  
 Postcode:518057

Data: 41 File: D:\2008 report data\T\TP-LINK\ACS8Q344.EMI (96)



Site no. : RF Chamber Data no. : 41  
 Dis. / Ant. : 3m 3115 FACTOR Ant. pol. : HORIZONTAL  
 Limit : FCC PART 15C PEAK  
 Env. / Ins. : 23°C/54% Engineer : Jamy  
 EUT : Wireless N PCI Adapter M/N:TL-WN851N  
 Power Rating: DC 3.3V From PC 230V/50Hz  
 Test Mode : IEEE802.11g CH6:2437MHz Tx

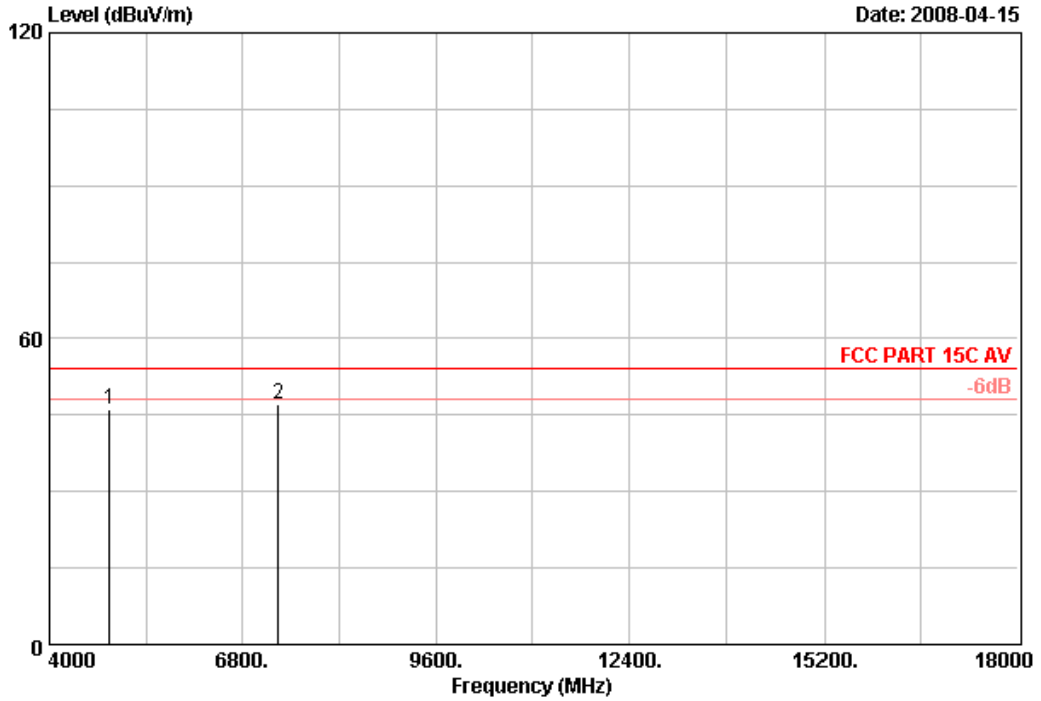
	Freq. (MHz)	Ant. Factor (dB/m)	Cable Loss (dB)	Amp Factor (dB)	Reading (dBuV)	Emission Level (dBuV/m)	Limits (dBuV/m)	Margin (dB)	Remark
1	4874.00	34.16	10.56	34.48	32.79	43.03	74.00	30.97	Peak
2	7311.00	37.50	12.17	34.46	33.98	49.19	74.00	24.81	Peak

Remarks: 1. Emission Level= Antenna Factor + Cable Loss - Amp Factor + Reading.  
 2. The emission levels that are 20dB below the official limit are not reported.



No.6 Ke Feng Road,B1:ck 52,  
 ShenZhen Science & Industry Park  
 Noutou, ShenZhen, GuangDong, China  
 Tel:+86-755-26639495-7  
 Fax:+86-755-26632877  
 Postcode:518057

Data: 42 File: D:\2008 report data\T\TP-LINK\ACS8Q344.EMI (96)



Site no. : RF Chamber Data no. : 42  
 Dis. / Ant. : 3m 3115 FACTOR Ant. pol. : HORIZONTAL  
 Limit : FCC PART 15C AV  
 Env. / Ins. : 23°C/54% Engineer : Jamy  
 EUT : Wireless N PCI Adapter M/N:TL-WN851N  
 Power Rating: DC 3.3V From PC 230V/50Hz  
 Test Mode : IEEE802.11g CH6:2437MHz Tx

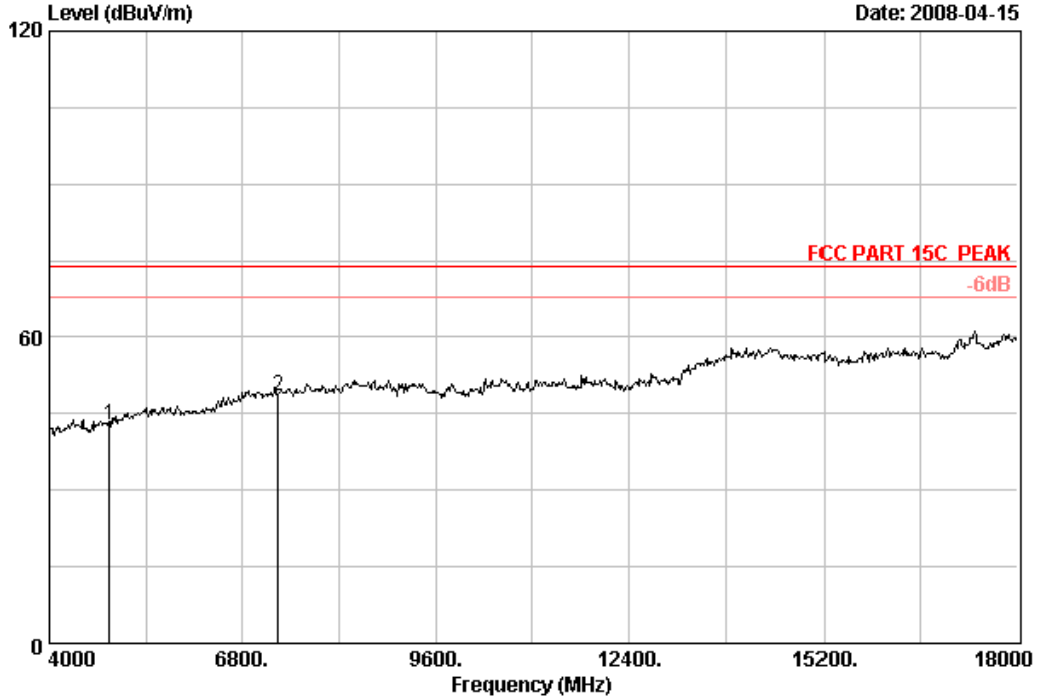
	Freq. (MHz)	Ant. Factor (dB/m)	Cable Loss (dB)	Amp Factor (dB)	Reading (dBuV)	Emission Level (dBuV/m)	Limits (dBuV/m)	Margin (dB)	Remark
1	4874.00	34.16	10.56	34.48	35.79	46.03	54.00	7.97	Average
2	7311.00	37.50	12.17	34.46	31.98	47.19	54.00	6.81	Average

Remarks: 1. Emission Level= Antenna Factor + Cable Loss - Amp Factor + Reading.  
 2. The emission levels that are 20dB below the official limit are not reported.



No.6 Ke Feng Road,B1:ck 52,  
 ShenZhen Science & Industry Park  
 Noutou, ShenZhen, GuangDong, China  
 Tel:+86-755-26639495-7  
 Fax:+86-755-26632877  
 Postcode:518057

Data: 43 File: D:\2008 report data\T\TP-LINK\ACS8Q344.EMI (96)



Site no. : RF Chamber Data no. : 43  
 Dis. / Ant. : 3m 3115 FACTOR Ant. pol. : VERTICAL  
 Limit : FCC PART 15C PEAK  
 Env. / Ins. : 23°C/54% Engineer : Jamy  
 EUT : Wireless N PCI Adapter M/N:TL-WN851N  
 Power Rating: DC 3.3V From PC 230V/50Hz  
 Test Mode : IEEE802.11g CH6:2437MHz Tx

	Freq. (MHz)	Ant. Factor (dB/m)	Cable Loss (dB)	Amp Factor (dB)	Reading (dBuV)	Emission Level (dBuV/m)	Limits (dBuV/m)	Margin (dB)	Remark
1	4874.00	34.16	10.56	34.48	32.66	42.90	74.00	31.10	Peak
2	7311.00	37.50	12.17	34.46	33.36	48.57	74.00	25.43	Peak

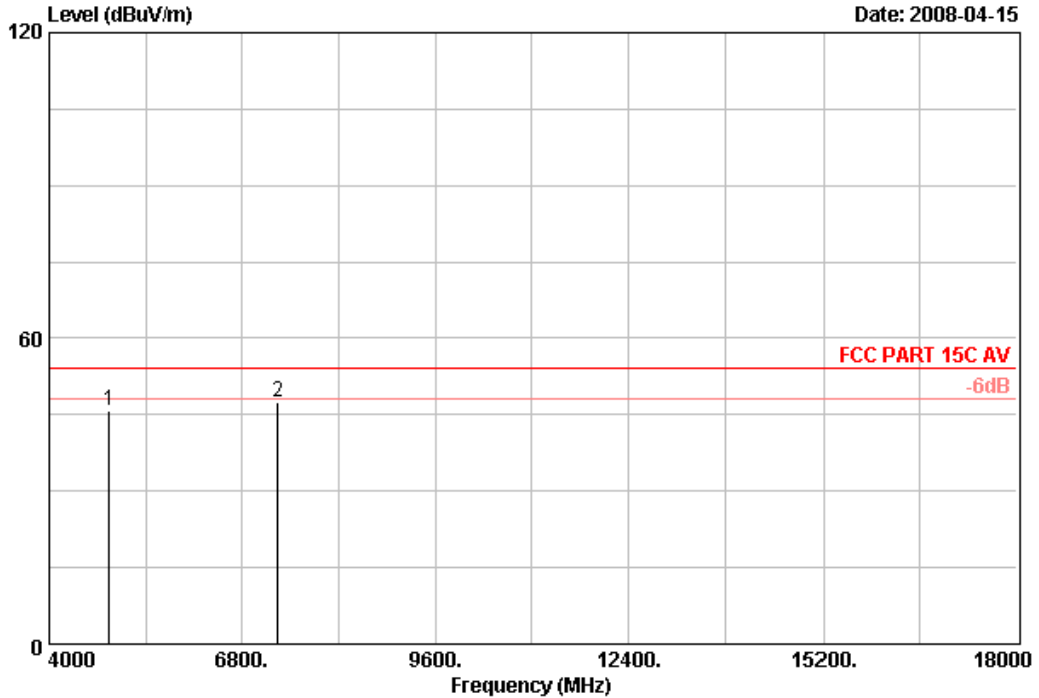
Remarks: 1. Emission Level= Antenna Factor + Cable Loss - Amp Factor + Reading.  
 2. The emission levels that are 20dB below the official limit are not reported.





No.6 Ke Feng Road,B1:ck 52,  
 ShenZhen Science & Industry Park  
 Noutou, ShenZhen, GuangDong, China  
 Tel:+86-755-26639495-7  
 Fax:+86-755-26632877  
 Postcode:518057

Data: 44 File: D:\2008 report data\T\TP-LINK\ACS8Q344.EMI (96)



Site no. : RF Chamber Data no. : 44  
 Dis. / Ant. : 3m 3115 FACTOR Ant. pol. : VERTICAL  
 Limit : FCC PART 15C AV  
 Env. / Ins. : 23°C/54% Engineer : Jamy  
 EUT : Wireless N PCI Adapter M/N:TL-WN851N  
 Power Rating: DC 3.3V From PC 230V/50Hz  
 Test Mode : IEEE802.11g CH6:2437MHz Tx

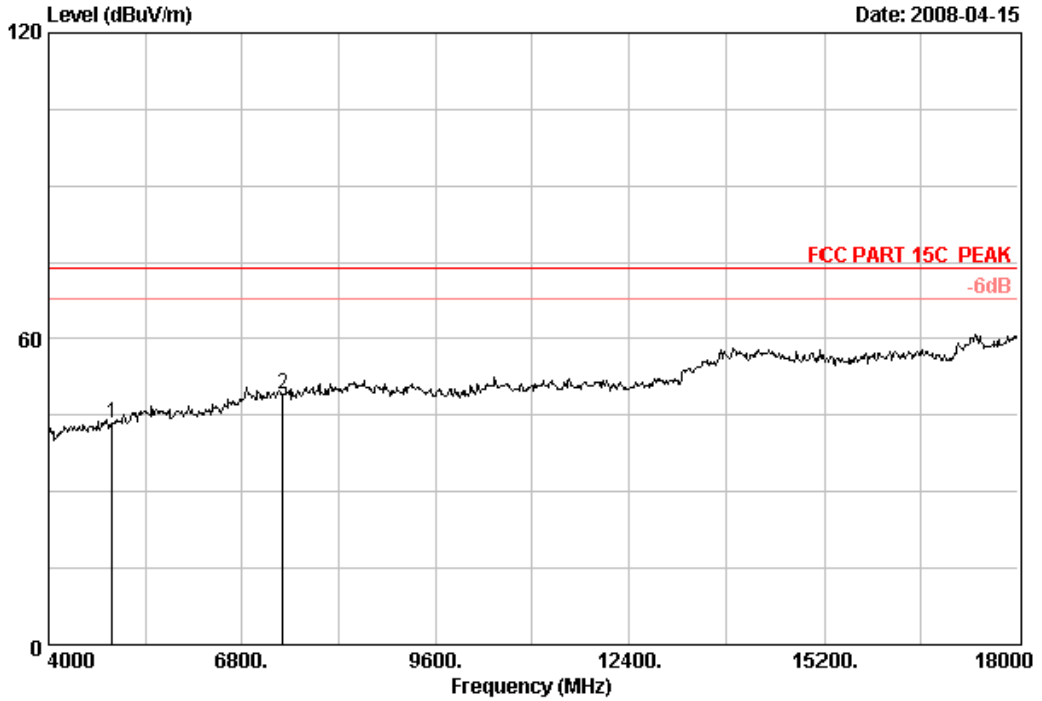
	Freq. (MHz)	Ant. Factor (dB/m)	Cable Loss (dB)	Amp Factor (dB)	Reading (dBuV)	Emission Level (dBuV/m)	Limits (dBuV/m)	Margin (dB)	Remark
1	4874.00	34.16	10.56	34.48	35.66	45.90	54.00	8.10	Average
2	7311.00	37.50	12.17	34.46	32.36	47.57	54.00	6.43	Average

Remarks: 1. Emission Level= Antenna Factor + Cable Loss - Amp Factor + Reading.  
 2. The emission levels that are 20dB below the official limit are not reported.



No.6 Ke Feng Road,B1;ck 52,  
 ShenZhen Science & Industry Park  
 Noutou,ShenZhen,GuangDong,China  
 Tel:+86-755-26639495-7  
 Fax:+86-755-26632877  
 Postcode:518057

Data: 47 File: D:\2008 report data\T\TP-LINK\ACS8Q344.EMI (96)



Site no. : RF Chamber Data no. : 47  
 Dis. / Ant. : 3m 3115 FACTOR Ant. pol. : HORIZONTAL  
 Limit : FCC PART 15C PEAK  
 Env. / Ins. : 23°C/54% Engineer : Jamy  
 EUT : Wireless N PCI Adapter M/N:TL-WN851N  
 Power Rating: DC 3.3V From PC 230V/50Hz  
 Test Mode : IEEE802.11g CH11:2462MHz Tx

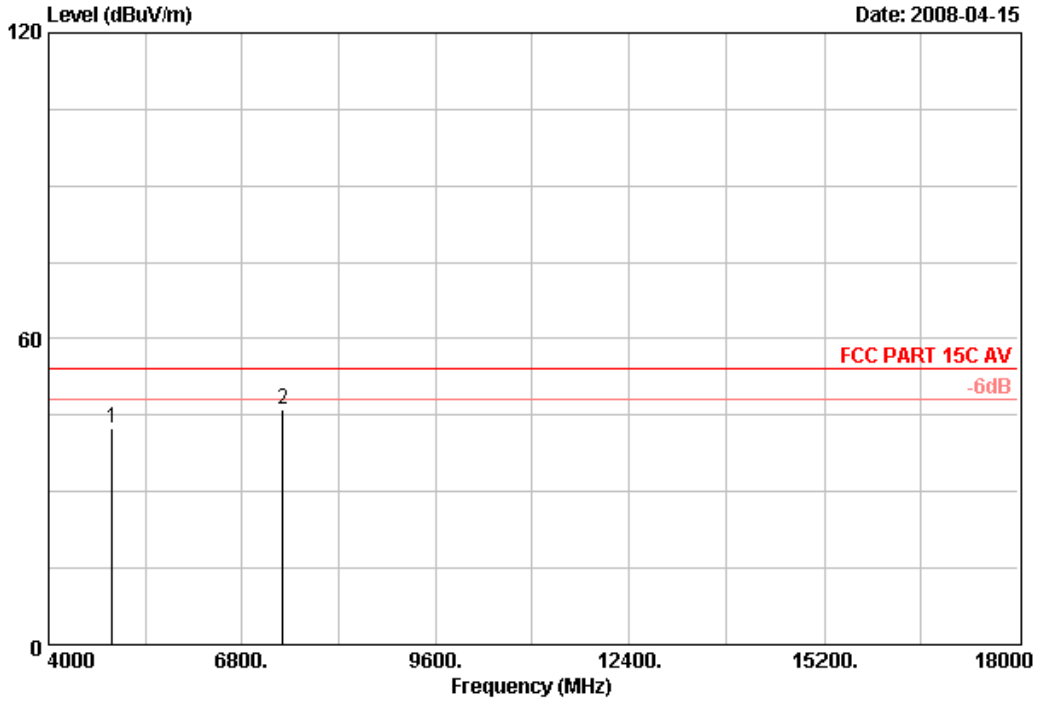
	Freq. (MHz)	Ant. Factor (dB/m)	Cable Loss (dB)	Amp Factor (dB)	Reading (dBuV)	Emission Level (dBuV/m)	Limits (dBuV/m)	Margin (dB)	Remark
1	4924.00	34.29	10.58	34.47	32.96	43.36	74.00	30.64	Peak
2	7386.00	37.63	12.31	34.47	33.51	48.98	74.00	25.02	Peak

Remarks: 1. Emission Level= Antenna Factor + Cable Loss - Amp Factor + Reading.  
 2. The emission levels that are 20dB below the official limit are not reported.



No.6 Ke Feng Road,B1;ck 52,  
 ShenZhen Science & Industry Park  
 Noutou,ShenZhen,GuangDong,China  
 Tel:+86-755-26639495-7  
 Fax:+86-755-26632877  
 Postcode:518057

Data: 48 File: D:\2008 report data\T\TP-LINK\ACS8Q344.EMI (96)



Site no. : RF Chamber Data no. : 48  
 Dis. / Ant. : 3m 3115 FACTOR Ant. pol. : HORIZONTAL  
 Limit : FCC PART 15C AV  
 Env. / Ins. : 23°C/54% Engineer : Jamy  
 EUT : Wireless N PCI Adapter M/N:TL-WN851N  
 Power Rating: DC 3.3V From PC 230V/50Hz  
 Test Mode : IEEE802.11g CH11:2462MHz Tx

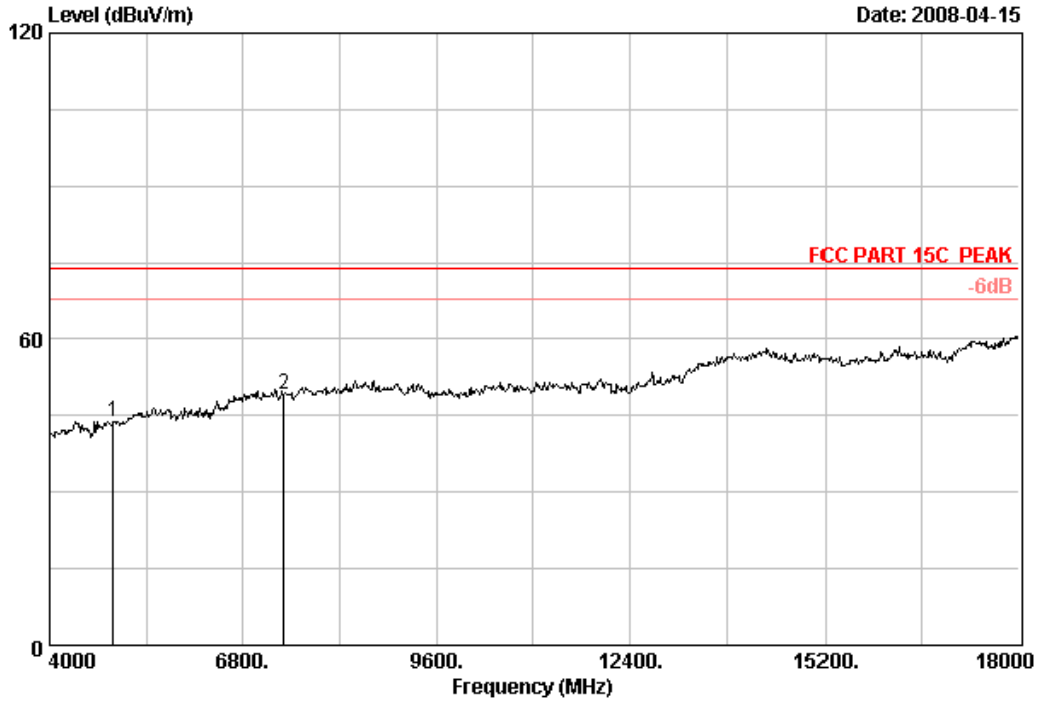
	Freq. (MHz)	Ant. Factor (dB/m)	Cable Loss (dB)	Amp Factor (dB)	Reading (dBuV)	Emission Level (dBuV/m)	Limits (dBuV/m)	Margin (dB)	Remark
1	4924.00	34.29	10.58	34.47	31.96	42.36	54.00	11.64	Average
2	7386.00	37.63	12.31	34.47	30.51	45.98	54.00	8.02	Average

Remarks: 1. Emission Level= Antenna Factor + Cable Loss - Amp Factor + Reading.  
 2. The emission levels that are 20dB below the official limit are not reported.



No.6 Ke Feng Road,B1;ck 52,  
 ShenZhen Science & Industry Park  
 Noutou,ShenZhen,GuangDong,China  
 Tel:+86-755-26639495-7  
 Fax:+86-755-26632877  
 Postcode:518057

Data: 45 File: D:\2008 report data\T\TP-LINK\ACS8Q344.EMI (96)



Site no. : RF Chamber Data no. : 45  
 Dis. / Ant. : 3m 3115 FACTOR Ant. pol. : VERTICAL  
 Limit : FCC PART 15C PEAK  
 Env. / Ins. : 23°C/54% Engineer : Jamy  
 EUT : Wireless N PCI Adapter M/N:TL-WN851N  
 Power Rating: DC 3.3V From PC 230V/50Hz  
 Test Mode : IEEE802.11g CH11:2462MHz Tx

	Freq. (MHz)	Ant. Factor (dB/m)	Cable Loss (dB)	Amp Factor (dB)	Reading (dBuV)	Emission Level (dBuV/m)	Limits (dBuV/m)	Margin (dB)	Remark
1	4924.00	34.29	10.58	34.47	33.24	43.64	74.00	30.36	Peak
2	7386.00	37.63	12.31	34.47	33.74	49.21	74.00	24.79	Peak

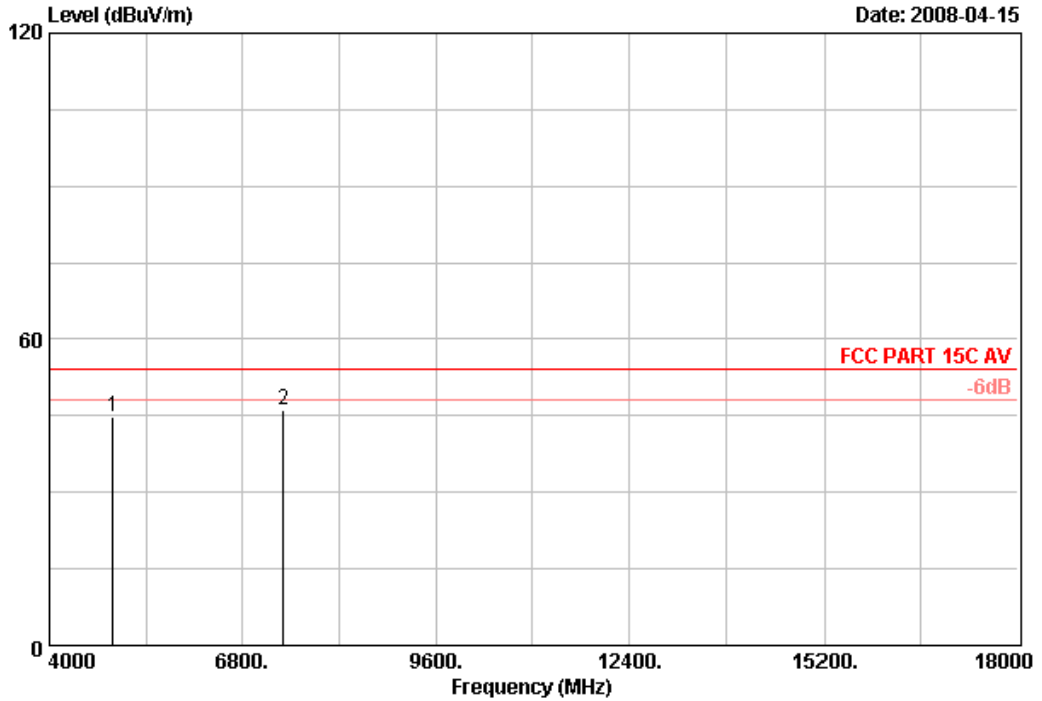
Remarks: 1. Emission Level= Antenna Factor + Cable Loss - Amp Factor + Reading.  
 2. The emission levels that are 20dB below the official limit are not reported.



No.6 Ke Feng Road,B1;ck 52,  
 ShenZhen Science & Industry Park  
 Noutou,ShenZhen,GuangDong,China  
 Tel:+86-755-26639495-7  
 Fax:+86-755-26632877  
 Postcode:518057

Data: 46 File: D:\2008 report data\T\TP-LINK\ACS8Q344.EMI (96)

Date: 2008-04-15



Site no. : RF Chamber Data no. : 46  
 Dis. / Ant. : 3m 3115 FACTOR Ant. pol. : VERTICAL  
 Limit : FCC PART 15C AV  
 Env. / Ins. : 23°C/54% Engineer : Jamy  
 EUT : Wireless N PCI Adapter M/N:TL-WN851N  
 Power Rating: DC 3.3V From PC 230V/50Hz  
 Test Mode : IEEE802.11g CH11:2462MHz Tx

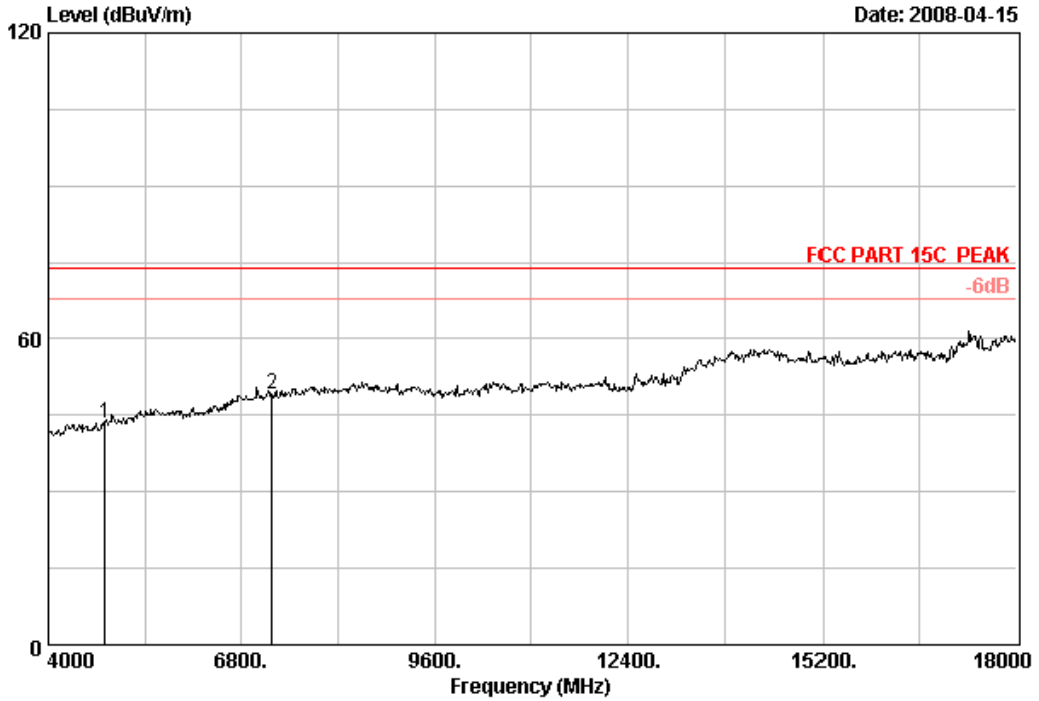
	Freq. (MHz)	Ant. Factor (dB/m)	Cable Loss (dB)	Amp Factor (dB)	Reading (dBuV)	Emission		Margin (dB)	Remark
						Level (dBuV/m)	Limits (dBuV/m)		
1	4924.00	34.29	10.58	34.47	34.24	44.64	54.00	9.36	Average
2	7386.00	37.63	12.31	34.47	30.74	46.21	54.00	7.79	Average

Remarks: 1. Emission Level= Antenna Factor + Cable Loss - Amp Factor + Reading.  
 2. The emission levels that are 20dB below the official limit are not reported.



No.6 Ke Feng Road,B1;ck 52,  
 ShenZhen Science & Industry Park  
 Noutou,ShenZhen,GuangDong,China  
 Tel:+86-755-26639495-7  
 Fax:+86-755-26632877  
 Postcode:518057

Data: 49 File: D:\2008 report data\T\TP-LINK\ACS8Q344.EMI (96)



Site no. : RF Chamber Data no. : 49  
 Dis. / Ant. : 3m 3115 FACTOR Ant. pol. : HORIZONTAL  
 Limit : FCC PART 15C PEAK  
 Env. / Ins. : 23°C/54% Engineer : Jamy  
 EUT : Wireless N PCI Adapter M/N:TL-WN851N  
 Power Rating: DC 3.3V From PC 230V/50Hz  
 Test Mode : IEEE802.11n HT20 CH1:2412MHz Tx

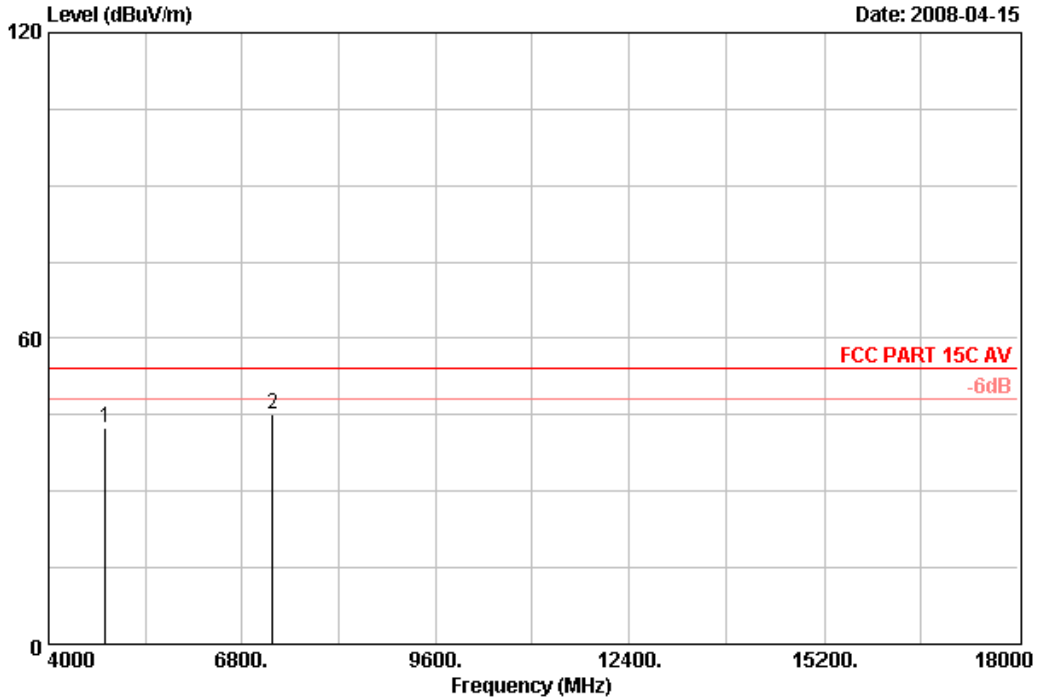
	Freq. (MHz)	Ant. Factor (dB/m)	Cable Loss (dB)	Amp Factor (dB)	Reading Level (dBuV)	Emission		Margin (dB)	Remark
						Level (dBuV/m)	Limits (dBuV/m)		
1	4824.00	34.02	10.55	34.49	33.42	43.50	74.00	30.50	Peak
2	7236.00	37.39	12.16	34.44	34.08	49.19	74.00	24.81	Peak

Remarks: 1. Emission Level= Antenna Factor + Cable Loss - Amp Factor + Reading.  
 2. The emission levels that are 20dB below the official limit are not reported.



No.6 Ke Feng Road,B1;ck 52,  
 ShenZhen Science & Industry Park  
 Noutou,ShenZhen,GuangDong,China  
 Tel:+86-755-26639495-7  
 Fax:+86-755-26632877  
 Postcode:518057

Data: 50 File: D:\2008 report data\T\TP-LINK\ACS8Q344.EMI (96)



Site no. : RF Chamber Data no. : 50  
 Dis. / Ant. : 3m 3115 FACTOR Ant. pol. : HORIZONTAL  
 Limit : FCC PART 15C AV  
 Env. / Ins. : 23°C/54% Engineer : Jamy  
 EUT : Wireless N PCI Adapter M/N:TL-WN851N  
 Power Rating: DC 3.3V From PC 230V/50Hz  
 Test Mode : IEEE802.11n HT20 CH1:2412MHz Tx

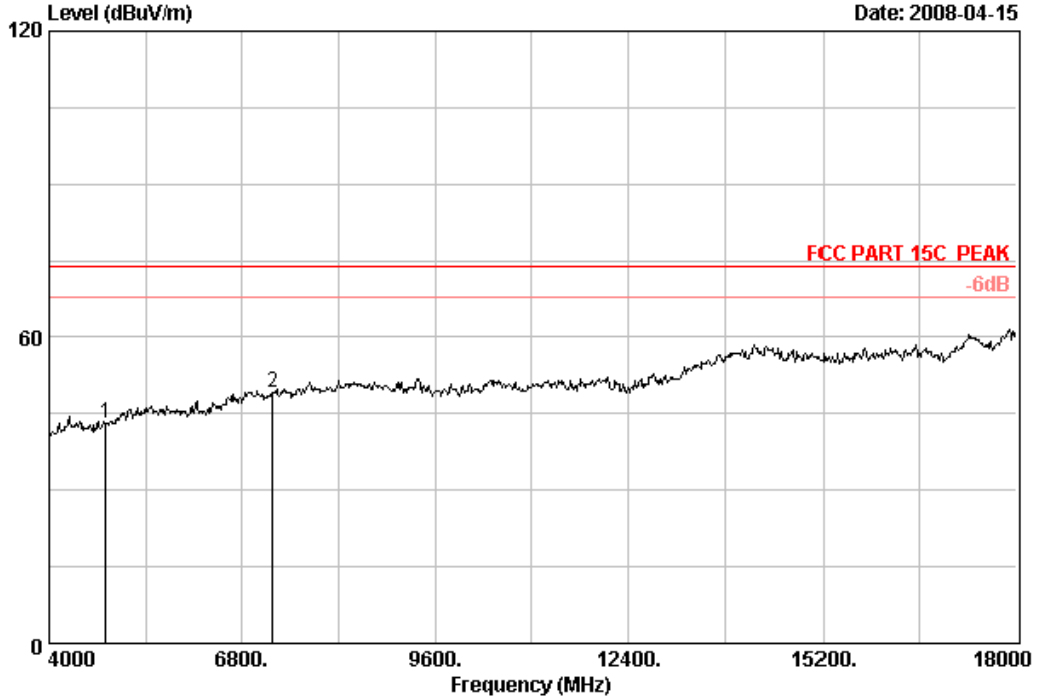
	Freq. (MHz)	Ant. Factor (dB/m)	Cable Loss (dB)	Amp Factor (dB)	Reading (dBuV)	Emission Level (dBuV/m)	Limits (dBuV/m)	Margin (dB)	Remark
1	4824.00	34.02	10.55	34.49	32.42	42.50	54.00	11.50	Average
2	7236.00	37.39	12.16	34.44	30.08	45.19	54.00	8.81	Average

Remarks: 1. Emission Level= Antenna Factor + Cable Loss - Amp Factor + Reading.  
 2. The emission levels that are 20dB below the official limit are not reported.



No.6 Ke Feng Road,B1:ck 52,  
 ShenZhen Science & Industry Park  
 Noutou, ShenZhen, GuangDong, China  
 Tel:+86-755-26639495-7  
 Fax:+86-755-26632877  
 Postcode:518057

Data: 51 File: D:\2008 report data\T\TP-LINK\ACS8Q344.EMI (96)



Site no. : RF Chamber Data no. : 51  
 Dis. / Ant. : 3m 3115 FACTOR Ant. pol. : VERTICAL  
 Limit : FCC PART 15C PEAK  
 Env. / Ins. : 23°C/54% Engineer : Jamy  
 EUT : Wireless N PCI Adapter M/N:TL-WN851N  
 Power Rating: DC 3.3V From PC 230V/50Hz  
 Test Mode : IEEE802.11n HT20 CH1:2412MHz Tx

	Freq. (MHz)	Ant. Factor (dB/m)	Cable Loss (dB)	Amp Factor (dB)	Reading (dBuV)	Emission Level (dBuV/m)	Limits (dBuV/m)	Margin (dB)	Remark
1	4824.00	34.02	10.55	34.49	33.00	43.08	74.00	30.92	Peak
2	7236.00	37.39	12.16	34.44	33.92	49.03	74.00	24.97	Peak

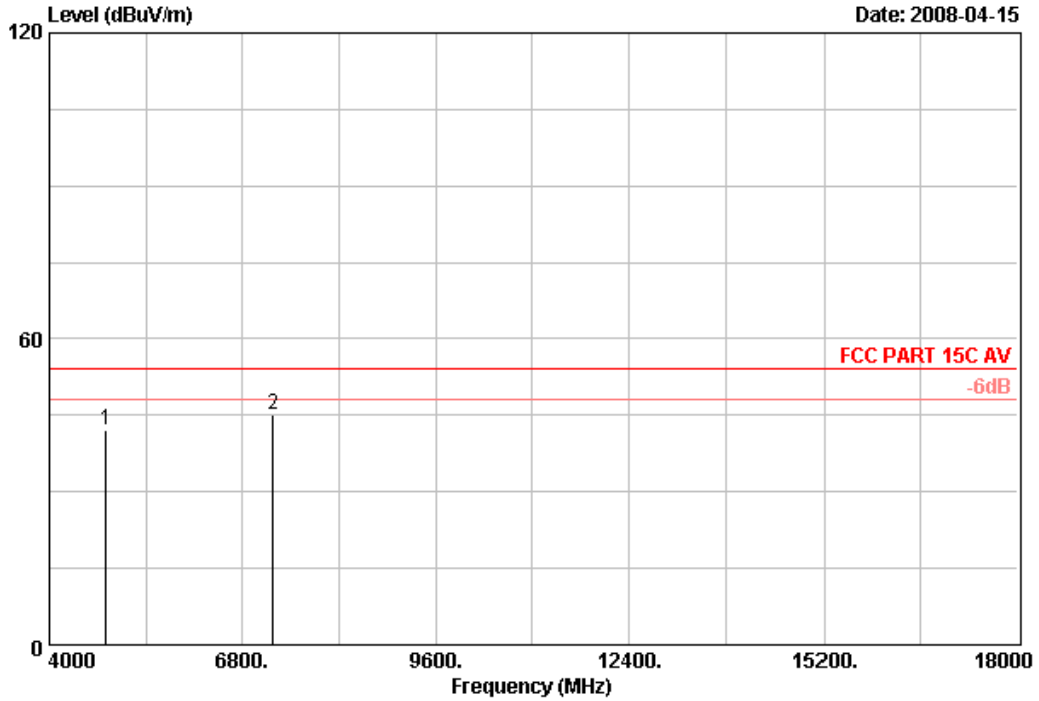
Remarks: 1. Emission Level= Antenna Factor + Cable Loss - Amp Factor + Reading.  
 2. The emission levels that are 20dB below the official limit are not reported.





No.6 Ke Feng Road,B1:ck 52,  
 ShenZhen Science & Industry Park  
 Noutou, ShenZhen, GuangDong, China  
 Tel:+86-755-26639495-7  
 Fax:+86-755-26632877  
 Postcode:518057

Data: 52 File: D:\2008 report data\T\TP-LINK\ACS8Q344.EMI (96)



Site no. : RF Chamber Data no. : 52  
 Dis. / Ant. : 3m 3115 FACTOR Ant. pol. : VERTICAL  
 Limit : FCC PART 15C AV  
 Env. / Ins. : 23°C/54% Engineer : Jamy  
 EUT : Wireless N PCI Adapter M/N:TL-WN851N  
 Power Rating: DC 3.3V From PC 230V/50Hz  
 Test Mode : IEEE802.11n HT20 CH1:2412MHz Tx

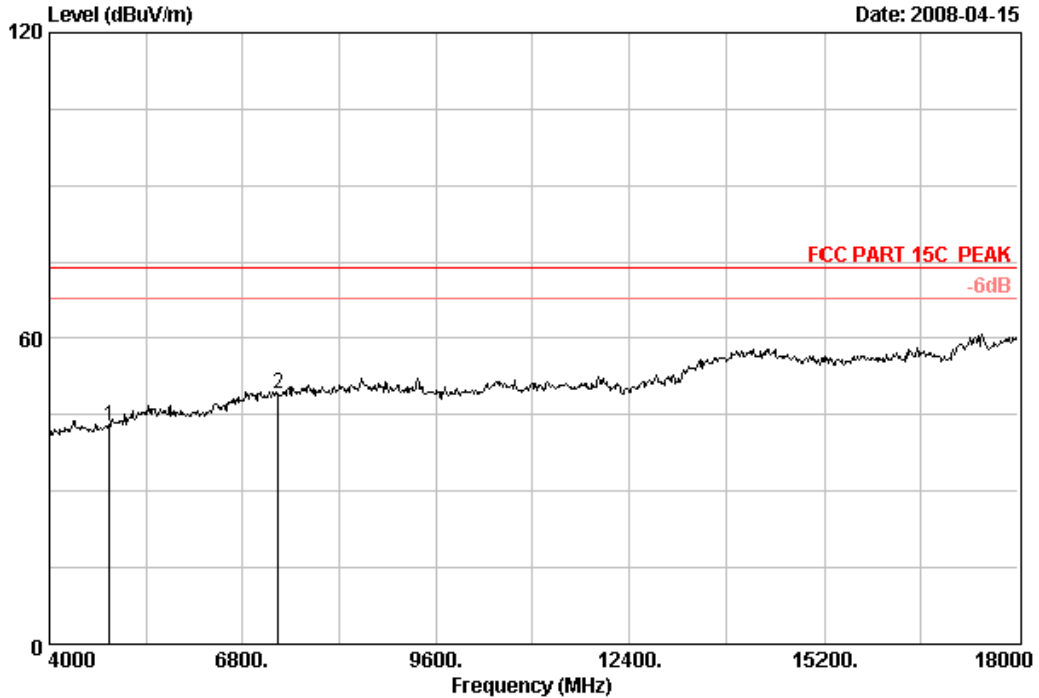
	Freq. (MHz)	Ant. Factor (dB/m)	Cable Loss (dB)	Amp Factor (dB)	Reading (dBuV)	Emission Level (dBuV/m)	Limits (dBuV/m)	Margin (dB)	Remark
1	4824.00	34.02	10.55	34.49	32.00	42.08	54.00	11.92	Average
2	7236.00	37.39	12.16	34.44	29.92	45.03	54.00	8.97	Average

Remarks: 1. Emission Level= Antenna Factor + Cable Loss - Amp Factor + Reading.  
 2. The emission levels that are 20dB below the official limit are not reported.



No.6 Ke Feng Road,B1:ck 52,  
 ShenZhen Science & Industry Park  
 Noutou, ShenZhen, GuangDong, China  
 Tel:+86-755-26639495-7  
 Fax:+86-755-26632877  
 Postcode:518057

Data: 55 File: D:\2008 report data\T\TP-LINK\ACS8Q344.EMI (96)



Site no. : RF Chamber Data no. : 55  
 Dis. / Ant. : 3m 3115 FACTOR Ant. pol. : HORIZONTAL  
 Limit : FCC PART 15C PEAK  
 Env. / Ins. : 23°C/54% Engineer : Jamy  
 EUT : Wireless N PCI Adapter M/N:TL-WN851N  
 Power Rating: DC 3.3V From PC 230V/50Hz  
 Test Mode : IEEE802.11n HT20 CH6:2437MHz Tx

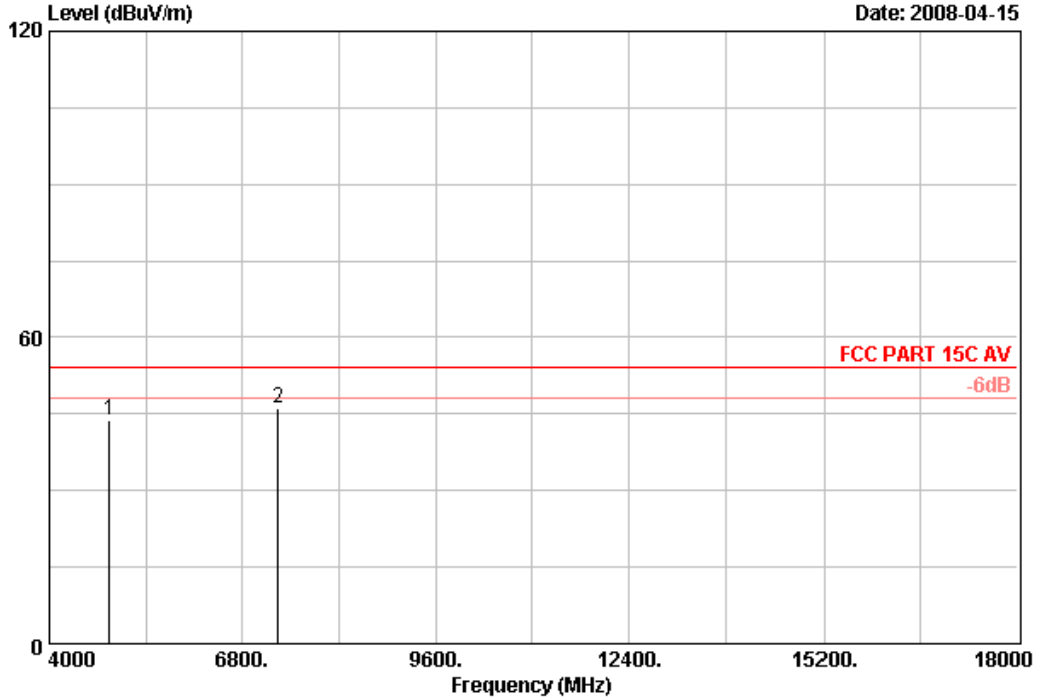
	Freq. (MHz)	Ant. Factor (dB/m)	Cable Loss (dB)	Amp Factor (dB)	Reading (dBuV)	Emission Level (dBuV/m)	Limits (dBuV/m)	Margin (dB)	Remark
1	4874.00	34.16	10.56	34.48	32.70	42.94	74.00	31.06	Peak
2	7311.00	37.50	12.17	34.46	33.77	48.98	74.00	25.02	Peak

Remarks: 1. Emission Level= Antenna Factor + Cable Loss - Amp Factor + Reading.  
 2. The emission levels that are 20dB below the official limit are not reported.



No.6 Ke Feng Road,B1:ck 52,  
 ShenZhen Science & Industry Park  
 Noutou, ShenZhen, GuangDong, China  
 Tel:+86-755-26639495-7  
 Fax:+86-755-26632877  
 Postcode:518057

Data: 56 File: D:\2008 report data\T\TP-LINK\ACS8Q344.EMI (96)



Site no. : RF Chamber Data no. : 56  
 Dis. / Ant. : 3m 3115 FACTOR Ant. pol. : HORIZONTAL  
 Limit : FCC PART 15C AV  
 Env. / Ins. : 23°C/54% Engineer : Jamy  
 EUT : Wireless N PCI Adapter M/N:TL-WN851N  
 Power Rating: DC 3.3V From PC 230V/50Hz  
 Test Mode : IEEE802.11n HT20 CH6:2437MHz Tx

	Freq. (MHz)	Ant. Factor (dB/m)	Cable Loss (dB)	Amp Factor (dB)	Reading (dBuV)	Emission Level (dBuV/m)	Limits (dBuV/m)	Margin (dB)	Remark
1	4874.00	34.16	10.56	34.48	33.70	43.94	54.00	10.06	Average
2	7311.00	37.50	12.17	34.46	30.77	45.98	54.00	8.02	Average

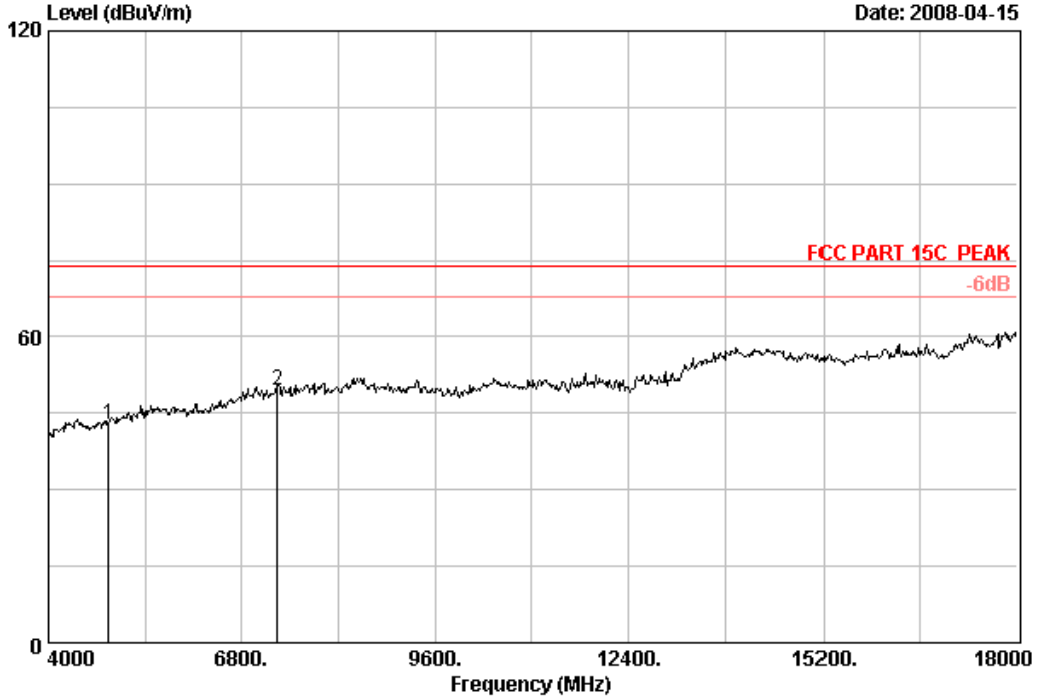
Remarks: 1. Emission Level= Antenna Factor + Cable Loss - Amp Factor + Reading.  
 2. The emission levels that are 20dB below the official limit are not reported.



No.6 Ke Feng Road,B1:ck 52,  
 ShenZhen Science & Industry Park  
 Noutou, ShenZhen, GuangDong, China  
 Tel:+86-755-26639495-7  
 Fax:+86-755-26632877  
 Postcode:518057

Data: 53 File: D:\2008 report data\T\TP-LINK\ACS8Q344.EMI (96)

Date: 2008-04-15



Site no. : RF Chamber Data no. : 53  
 Dis. / Ant. : 3m 3115 FACTOR Ant. pol. : VERTICAL  
 Limit : FCC PART 15C PEAK  
 Env. / Ins. : 23°C/54% Engineer : Jamy  
 EUT : Wireless N PCI Adapter M/N:TL-WN851N  
 Power Rating: DC 3.3V From PC 230V/50Hz  
 Test Mode : IEEE802.11n HT20 CH6:2437MHz Tx

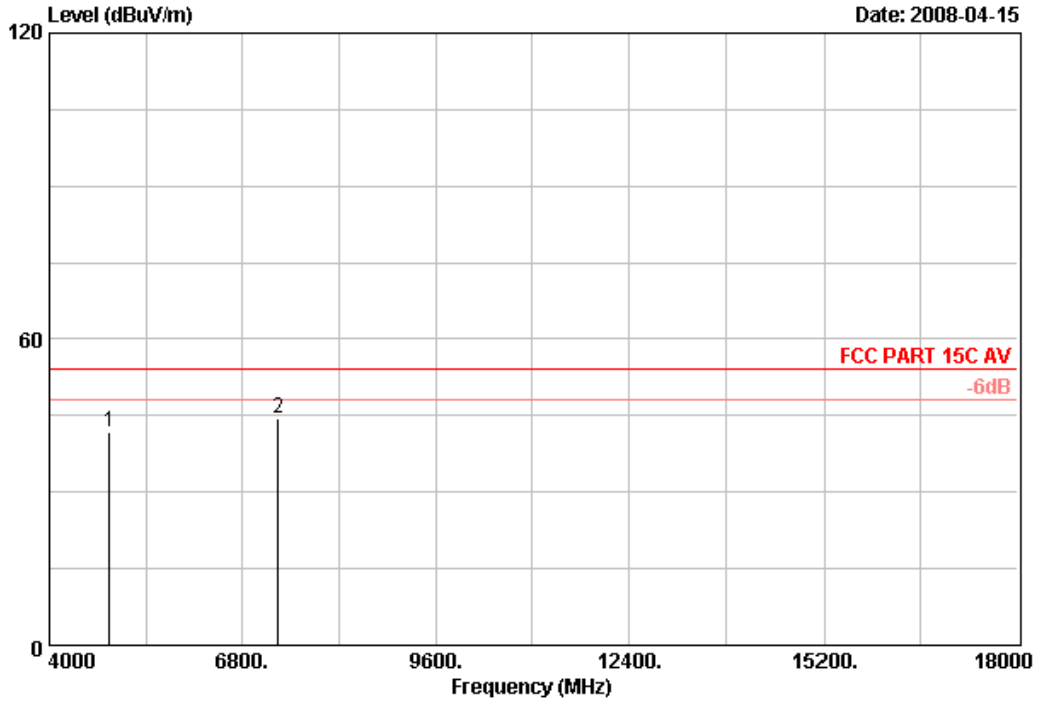
	Freq. (MHz)	Ant. Factor (dB/m)	Cable Loss (dB)	Amp Factor (dB)	Reading (dBuV)	Emission Level (dBuV/m)	Limits (dBuV/m)	Margin (dB)	Remark
1	4874.00	34.16	10.56	34.48	32.51	42.75	74.00	31.25	Peak
2	7311.00	37.50	12.17	34.46	34.20	49.41	74.00	24.59	Peak

Remarks: 1. Emission Level= Antenna Factor + Cable Loss - Amp Factor + Reading.  
 2. The emission levels that are 20dB below the official limit are not reported.



No.6 Ke Feng Road,B1:ck 52,  
 ShenZhen Science & Industry Park  
 Noutou,ShenZhen,GuangDong,China  
 Tel:+86-755-26639495-7  
 Fax:+86-755-26632877  
 Postcode:518057

Data: 54 File: D:\2008 report data\T\TP-LINK\ACS8Q344.EMI (96)



Site no. : RF Chamber Data no. : 54  
 Dis. / Ant. : 3m 3115 FACTOR Ant. pol. : VERTICAL  
 Limit : FCC PART 15C AV  
 Env. / Ins. : 23°C/54% Engineer : Jamy  
 EUT : Wireless N PCI Adapter M/N:TL-WN851N  
 Power Rating: DC 3.3V From PC 230V/50Hz  
 Test Mode : IEEE802.11n HT20 CH6:2437MHz Tx

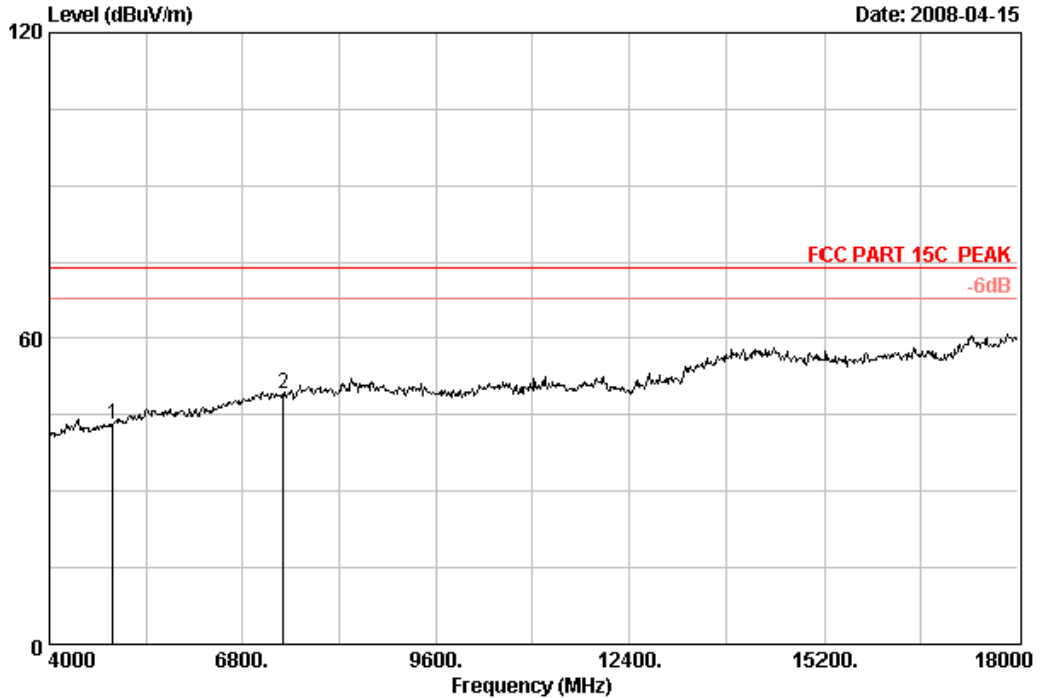
	Freq. (MHz)	Ant. Factor (dB/m)	Cable Loss (dB)	Amp Factor (dB)	Reading (dBuV)	Emission Level (dBuV/m)	Limits (dBuV/m)	Margin (dB)	Remark
1	4874.00	34.16	10.56	34.48	31.51	41.75	54.00	12.25	Average
2	7311.00	37.50	12.17	34.46	29.20	44.41	54.00	9.59	Average

Remarks: 1. Emission Level= Antenna Factor + Cable Loss - Amp Factor + Reading.  
 2. The emission levels that are 20dB below the official limit are not reported.



No.6 Ke Feng Road,B1:ck 52,  
 ShenZhen Science & Industry Park  
 Noutou, ShenZhen, GuangDong, China  
 Tel:+86-755-26639495-7  
 Fax:+86-755-26632877  
 Postcode:518057

Data: 57 File: D:\2008 report data\T\TP-LINK\ACS8Q344.EMI (96)



Site no. : RF Chamber Data no. : 57  
 Dis. / Ant. : 3m 3115 FACTOR Ant. pol. : HORIZONTAL  
 Limit : FCC PART 15C PEAK  
 Env. / Ins. : 23°C/54% Engineer : Jamy  
 EUT : Wireless N PCI Adapter M/N:TL-WN851N  
 Power Rating: DC 3.3V From PC 230V/50Hz  
 Test Mode : IEEE802.11n HT20 CH11:2462MHz Tx

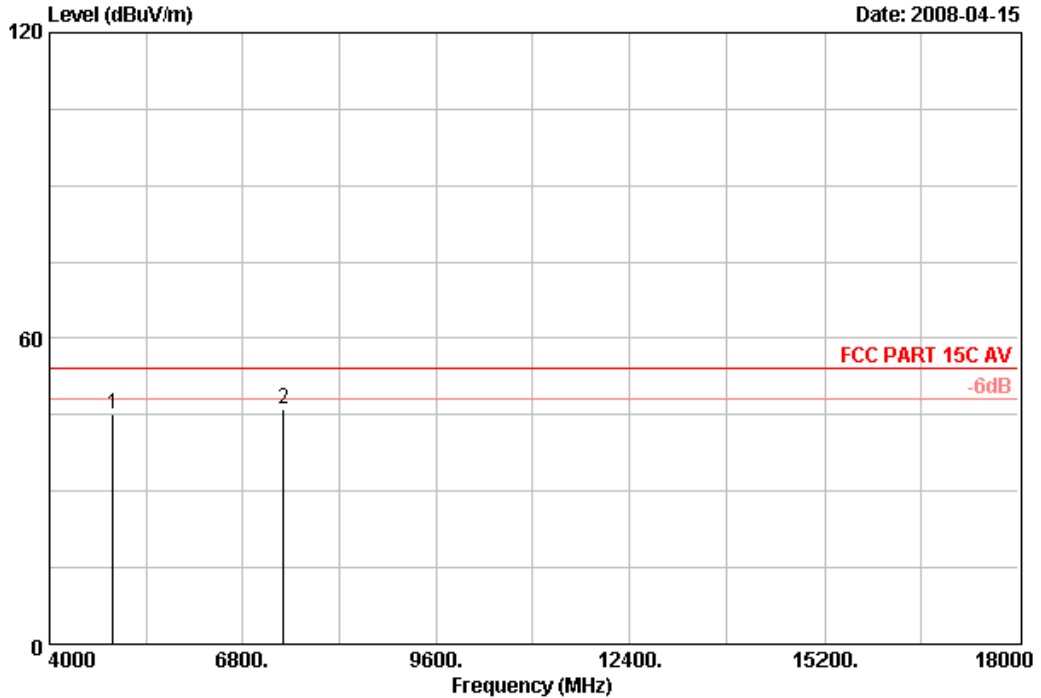
	Freq. (MHz)	Ant. Factor (dB/m)	Cable Loss (dB)	Amp Factor (dB)	Reading (dBuV)	Emission Level (dBuV/m)	Limits (dBuV/m)	Margin (dB)	Remark
1	4924.00	34.29	10.58	34.47	32.72	43.12	74.00	30.88	Peak
2	7386.00	37.63	12.31	34.47	33.78	49.25	74.00	24.75	Peak

Remarks: 1. Emission Level= Antenna Factor + Cable Loss - Amp Factor + Reading.  
 2. The emission levels that are 20dB below the official limit are not reported.



No.6 Ke Feng Road,B1:ck 52,  
 ShenZhen Science & Industry Park  
 Noutou, ShenZhen, GuangDong, China  
 Tel:+86-755-26639495-7  
 Fax:+86-755-26632877  
 Postcode:518057

Data: 58 File: D:\2008 report data\T\TP-LINK\ACS8Q344.EMI (96)



Site no. : RF Chamber Data no. : 58  
 Dis. / Ant. : 3m 3115 FACTOR Ant. pol. : HORIZONTAL  
 Limit : FCC PART 15C AV  
 Env. / Ins. : 23°C/54% Engineer : Jamy  
 EUT : Wireless N PCI Adapter M/N:TL-WN851N  
 Power Rating: DC 3.3V From PC 230V/50Hz  
 Test Mode : IEEE802.11n HT20 CH11:2462MHz Tx

	Freq. (MHz)	Ant. Factor (dB/m)	Cable Loss (dB)	Amp Factor (dB)	Reading (dBuV)	Emission Level (dBuV/m)	Limits (dBuV/m)	Margin (dB)	Remark
1	4924.00	34.29	10.58	34.47	34.72	45.12	54.00	8.88	Average
2	7386.00	37.63	12.31	34.47	30.78	46.25	54.00	7.75	Average

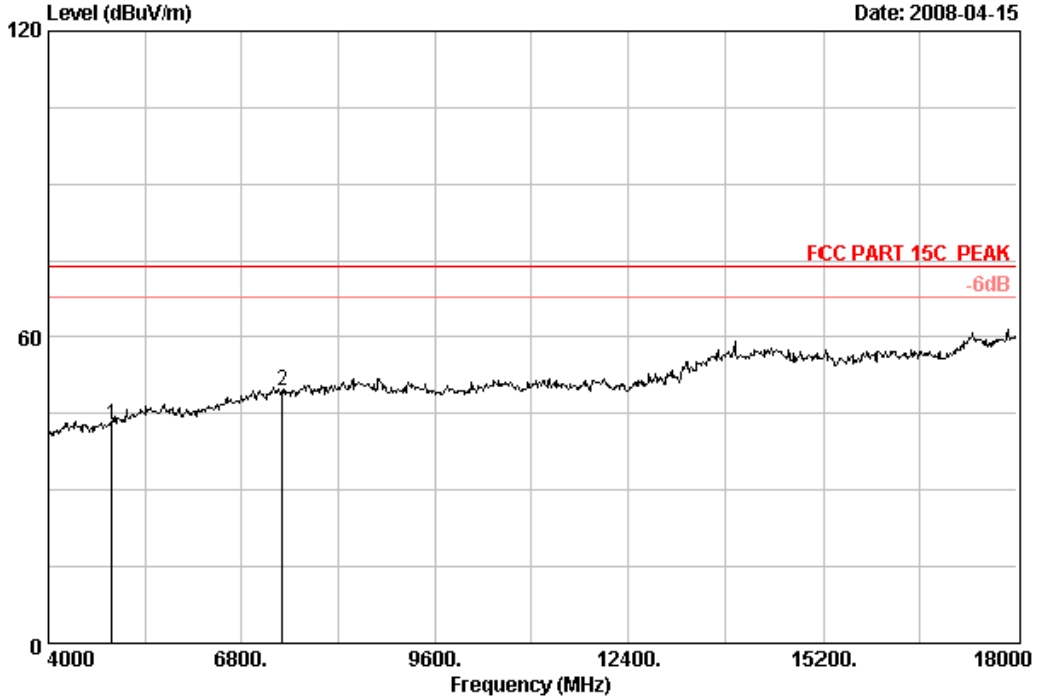
Remarks: 1. Emission Level= Antenna Factor + Cable Loss - Amp Factor + Reading.  
 2. The emission levels that are 20dB below the official limit are not reported.



No.6 Ke Feng Road,B1:ck 52,  
 ShenZhen Science & Industry Park  
 Noutou,ShenZhen,GuangDong,China  
 Tel:+86-755-26639495-7  
 Fax:+86-755-26632877  
 Postcode:518057

Data: 59 File: D:\2008 report data\T\TP-LINK\ACS8Q344.EMI (96)

Date: 2008-04-15



Site no. : RF Chamber Data no. : 59  
 Dis. / Ant. : 3m 3115 FACTOR Ant. pol. : VERTICAL  
 Limit : FCC PART 15C PEAK  
 Env. / Ins. : 23°C/54% Engineer : Jamy  
 EUT : Wireless N PCI Adapter M/N:TL-WN851N  
 Power Rating: DC 3.3V From PC 230V/50Hz  
 Test Mode : IEEE802.11n HT20 CH11:2462MHz Tx

	Freq. (MHz)	Ant. Factor (dB/m)	Cable Loss (dB)	Amp Factor (dB)	Reading (dBuV)	Emission Level (dBuV/m)	Limits (dBuV/m)	Margin (dB)	Remark
1	4924.00	34.29	10.58	34.47	32.54	42.94	74.00	31.06	Peak
2	7386.00	37.63	12.31	34.47	33.98	49.45	74.00	24.55	Peak

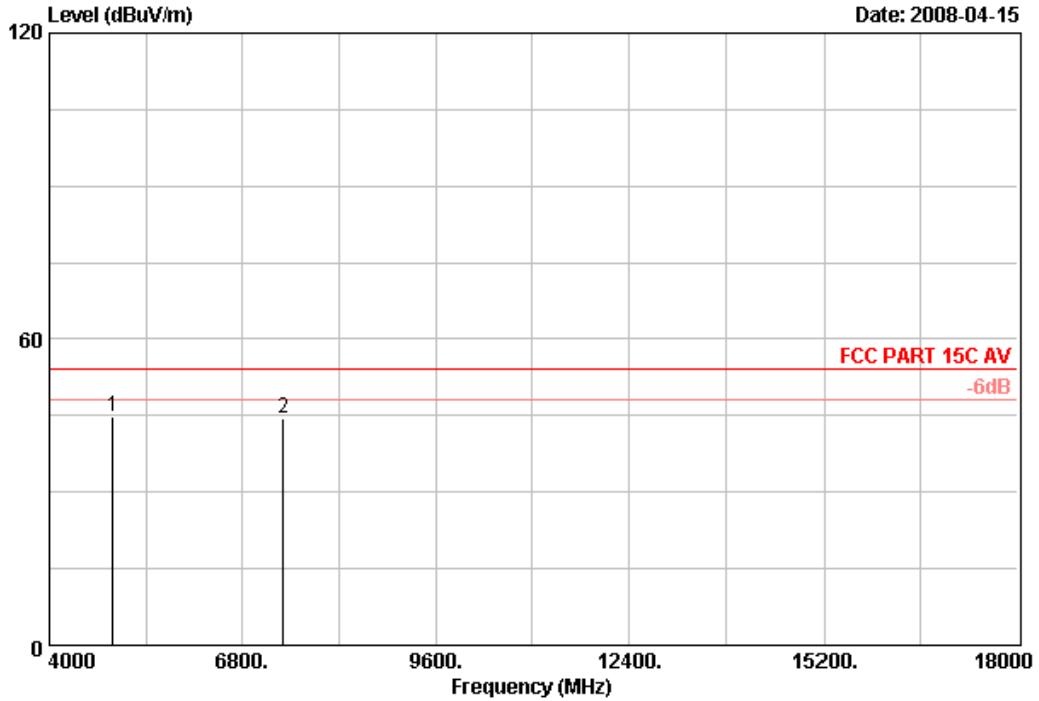
Remarks: 1. Emission Level= Antenna Factor + Cable Loss - Amp Factor + Reading.  
 2. The emission levels that are 20dB below the official limit are not reported.





No.6 Ke Feng Road,B1:ck 52,  
 ShenZhen Science & Industry Park  
 Noutou, ShenZhen, GuangDong, China  
 Tel:+86-755-26639495-7  
 Fax:+86-755-26632877  
 Postcode:518057

Data: 60 File: D:\2008 report data\T\TP-LINK\ACS8Q344.EMI (96)



Site no. : RF Chamber Data no. : 60  
 Dis. / Ant. : 3m 3115 FACTOR Ant. pol. : VERTICAL  
 Limit : FCC PART 15C AV  
 Env. / Ins. : 23°C/54% Engineer : Jamy  
 EUT : Wireless N PCI Adapter M/N:TL-WN851N  
 Power Rating: DC 3.3V From PC 230V/50Hz  
 Test Mode : IEEE802.11n HT20 CH11:2462MHz Tx

	Freq. (MHz)	Ant. Factor (dB/m)	Cable Loss (dB)	Amp Factor (dB)	Reading (dBuV)	Emission Level (dBuV/m)	Limits (dBuV/m)	Margin (dB)	Remark
1	4924.00	34.29	10.58	34.47	34.54	44.94	54.00	9.06	Average
2	7386.00	37.63	12.31	34.47	28.98	44.45	54.00	9.55	Average

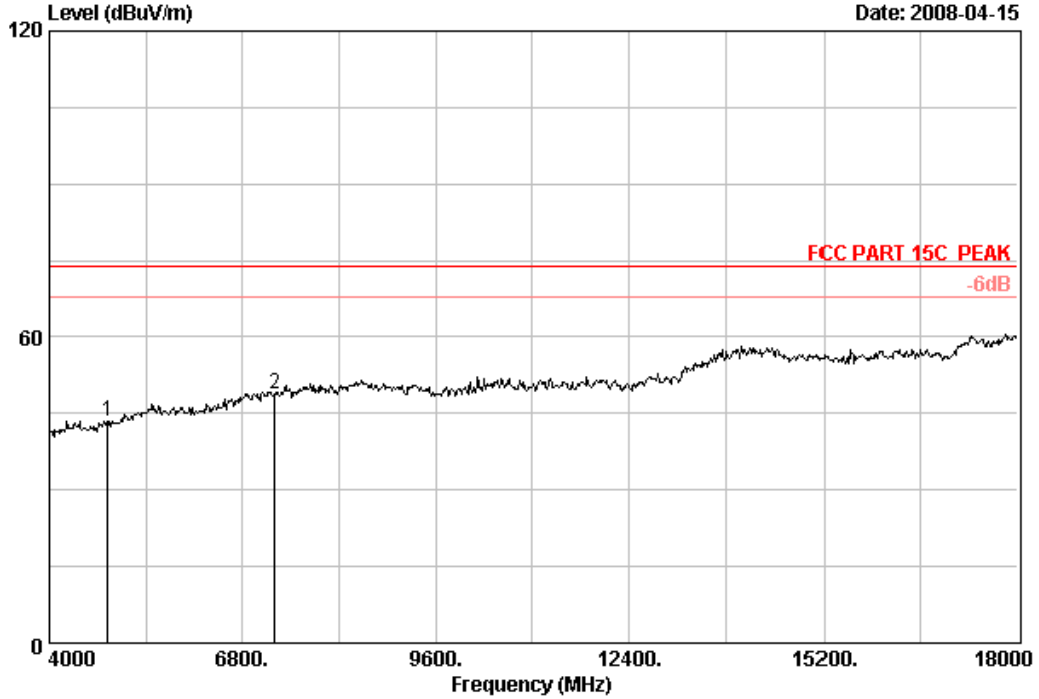
Remarks: 1. Emission Level= Antenna Factor + Cable Loss - Amp Factor + Reading.  
 2. The emission levels that are 20dB below the official limit are not reported.



No.6 Ke Feng Road,B1:ck 52,  
 ShenZhen Science & Industry Park  
 Noutou, ShenZhen, GuangDong, China  
 Tel:+86-755-26639495-7  
 Fax:+86-755-26632877  
 Postcode:518057

Data: 63 File: D:\2008 report data\T\TP-LINK\ACS8Q344.EMI (96)

Date: 2008-04-15



Site no. : RF Chamber Data no. : 63  
 Dis. / Ant. : 3m 3115 FACTOR Ant. pol. : HORIZONTAL  
 Limit : FCC PART 15C PEAK  
 Env. / Ins. : 23°C/54% Engineer : Jamy  
 EUT : Wireless N PCI Adapter M/N:TL-WN851N  
 Power Rating: DC 3.3V From PC 230V/50Hz  
 Test Mode : IEEE802.11n HT40 CH1:2422MHz Tx

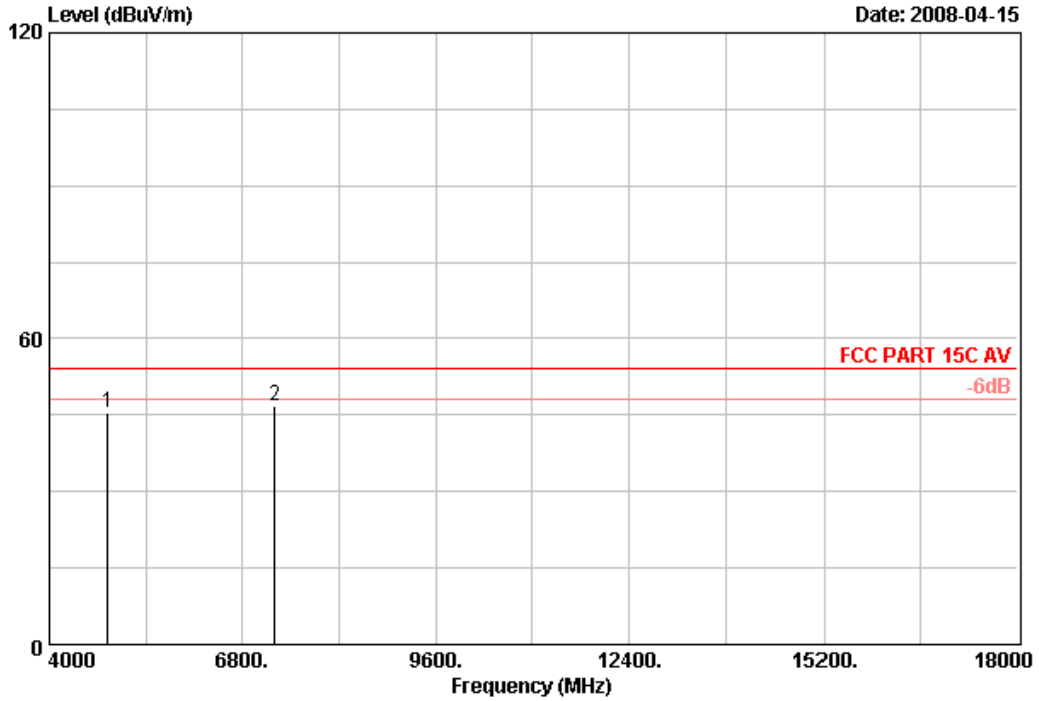
	Freq. (MHz)	Ant. Factor (dB/m)	Cable Loss (dB)	Amp Factor (dB)	Reading (dBuV)	Emission Level (dBuV/m)	Limits (dBuV/m)	Margin (dB)	Remark
1	4844.00	34.07	10.56	34.49	33.20	43.34	74.00	30.66	Peak
2	7266.00	37.44	12.17	34.45	33.61	48.77	74.00	25.23	Peak

Remarks: 1. Emission Level= Antenna Factor + Cable Loss - Amp Factor + Reading.  
 2. The emission levels that are 20dB below the official limit are not reported.



No.6 Ke Feng Road,B1:ck 52,  
 ShenZhen Science & Industry Park  
 Noutou, ShenZhen, GuangDong, China  
 Tel:+86-755-26639495-7  
 Fax:+86-755-26632877  
 Postcode:518057

Data: 64 File: D:\2008 report data\T\TP-LINK\ACS8Q344.EMI (96)



Site no. : RF Chamber Data no. : 64  
 Dis. / Ant. : 3m 3115 FACTOR Ant. pol. : HORIZONTAL  
 Limit : FCC PART 15C AV  
 Env. / Ins. : 23°C/54% Engineer : Jamy  
 EUT : Wireless N PCI Adapter M/N:TL-WN851N  
 Power Rating: DC 3.3V From PC 230V/50Hz  
 Test Mode : IEEE802.11n HT40 CH1:2422MHz Tx

	Freq. (MHz)	Ant. Factor (dB/m)	Cable Loss (dB)	Amp Factor (dB)	Reading (dBuV)	Emission Level (dBuV/m)	Limits (dBuV/m)	Margin (dB)	Remark
1	4844.00	34.07	10.56	34.49	35.20	45.34	54.00	8.66	Average
2	7266.00	37.44	12.17	34.45	31.61	46.77	54.00	7.23	Average

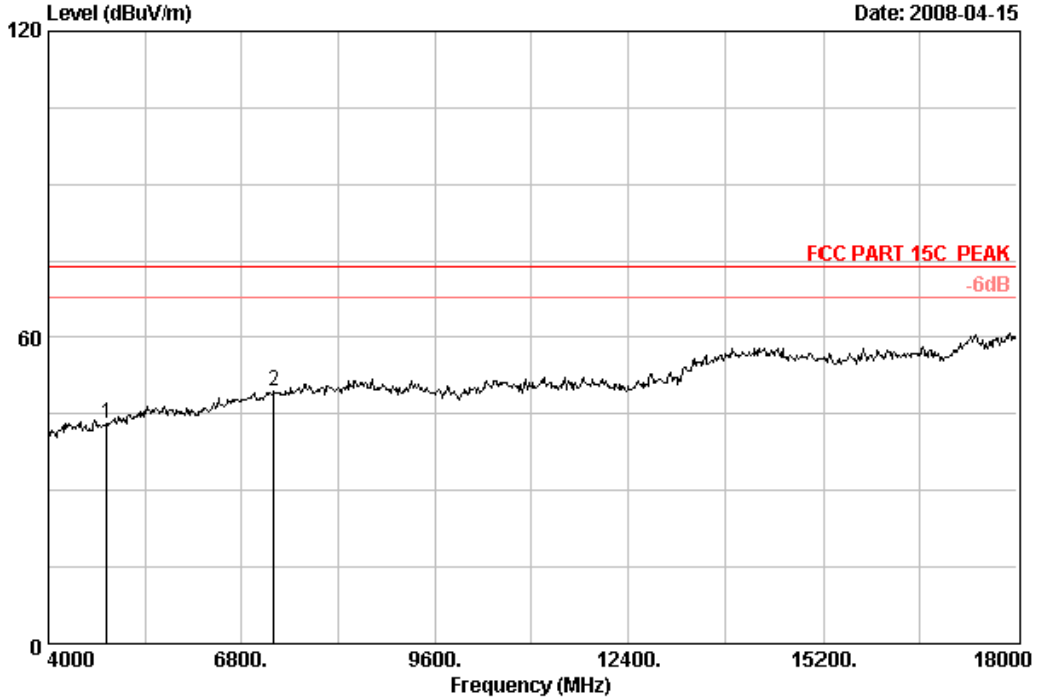
Remarks: 1. Emission Level= Antenna Factor + Cable Loss - Amp Factor + Reading.  
 2. The emission levels that are 20dB below the official limit are not reported.



No.6 Ke Feng Road,B1:ck 52,  
 ShenZhen Science & Industry Park  
 Noutou, ShenZhen, GuangDong, China  
 Tel:+86-755-26639495-7  
 Fax:+86-755-26632877  
 Postcode:518057

Data: 61 File: D:\2008 report data\T\TP-LINK\ACS8Q344.EMI (96)

Date: 2008-04-15



Site no. : RF Chamber Data no. : 61  
 Dis. / Ant. : 3m 3115 FACTOR Ant. pol. : VERTICAL  
 Limit : FCC PART 15C PEAK  
 Env. / Ins. : 23°C/54% Engineer : Jamy  
 EUT : Wireless N PCI Adapter M/N:TL-WN851N  
 Power Rating: DC 3.3V From PC 230V/50Hz  
 Test Mode : IEEE802.11n HT40 CH1:2422MHz Tx

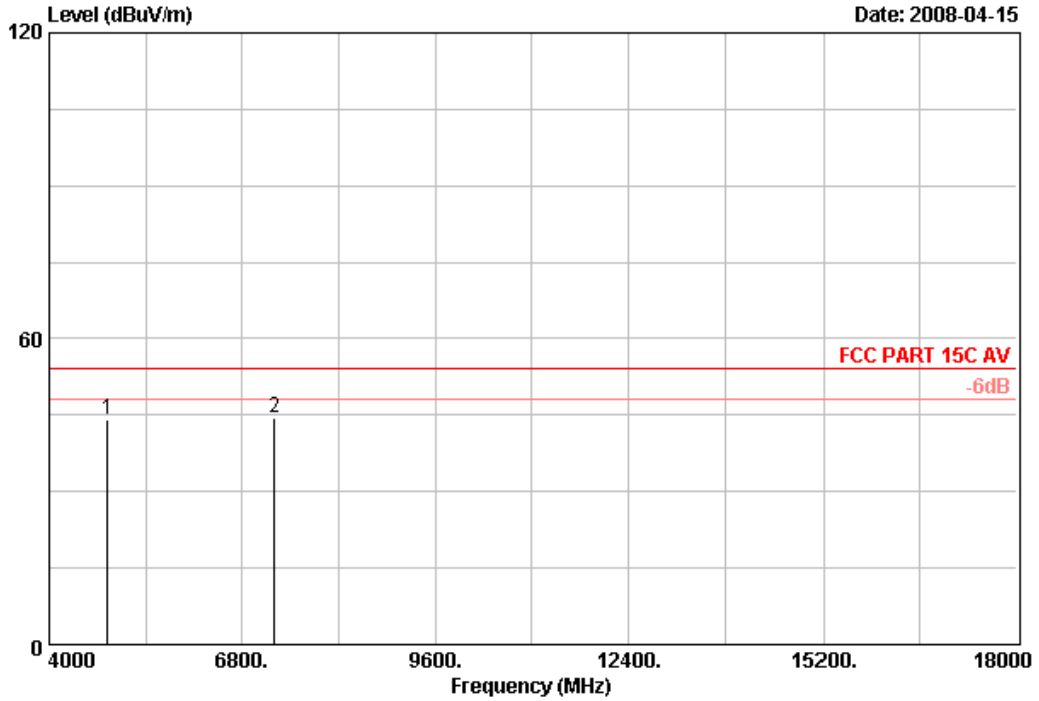
	Freq. (MHz)	Ant. Factor (dB/m)	Cable Loss (dB)	Amp Factor (dB)	Reading (dBuV)	Emission Level (dBuV/m)	Limits (dBuV/m)	Margin (dB)	Remark
1	4844.00	34.07	10.56	34.49	33.04	43.18	74.00	30.82	Peak
2	7266.00	37.44	12.17	34.45	34.33	49.49	74.00	24.51	Peak

Remarks: 1. Emission Level= Antenna Factor + Cable Loss - Amp Factor + Reading.  
 2. The emission levels that are 20dB below the official limit are not reported.



No.6 Ke Feng Road,B1:ck 52,  
 ShenZhen Science & Industry Park  
 Noutou, ShenZhen, GuangDong, China  
 Tel:+86-755-26639495-7  
 Fax:+86-755-26632877  
 Postcode:518057

Data: 62 File: D:\2008 report data\T\TP-LINK\ACS8Q344.EMI (96)



Site no. : RF Chamber Data no. : 62  
 Dis. / Ant. : 3m 3115 FACTOR Ant. pol. : VERTICAL  
 Limit : FCC PART 15C AV  
 Env. / Ins. : 23°C/54% Engineer : Jamy  
 EUT : Wireless N PCI Adapter M/N:TL-WN851N  
 Power Rating: DC 3.3V From PC 230V/50Hz  
 Test Mode : IEEE802.11n HT40 CH1:2422MHz Tx

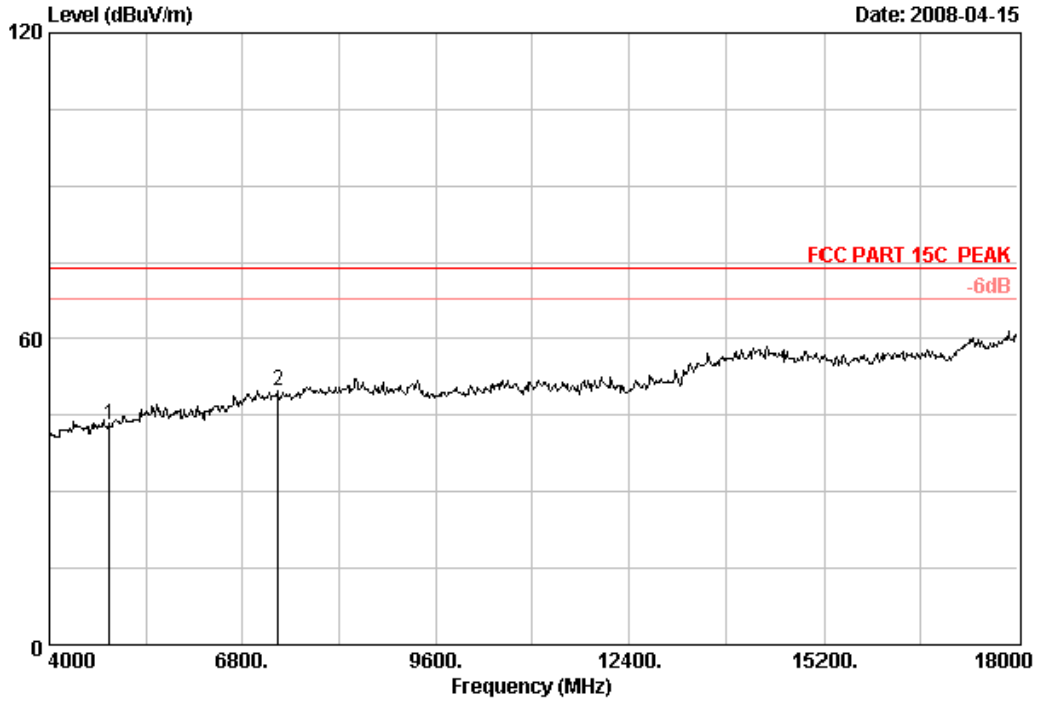
	Freq. (MHz)	Ant. Factor (dB/m)	Cable Loss (dB)	Amp Factor (dB)	Reading (dBuV)	Emission Level (dBuV/m)	Limits (dBuV/m)	Margin (dB)	Remark
1	4844.00	34.07	10.56	34.49	34.04	44.18	54.00	9.82	Average
2	7266.00	37.44	12.17	34.45	29.33	44.49	54.00	9.51	Average

Remarks: 1. Emission Level= Antenna Factor + Cable Loss - Amp Factor + Reading.  
 2. The emission levels that are 20dB below the official limit are not reported.



No.6 Ke Feng Road,B1:ck 52,  
 ShenZhen Science & Industry Park  
 Noutou,ShenZhen,GuangDong,China  
 Tel:+86-755-26639495-7  
 Fax:+86-755-26632877  
 Postcode:518057

Data: 65 File: D:\2008 report data\T\TP-LINK\ACS8Q344.EMI (96)



Site no. : RF Chamber Data no. : 65  
 Dis. / Ant. : 3m 3115 FACTOR Ant. pol. : HORIZONTAL  
 Limit : FCC PART 15C PEAK  
 Env. / Ins. : 23°C/54% Engineer : Jamy  
 EUT : Wireless N PCI Adapter M/N:TL-WN851N  
 Power Rating: DC 3.3V From PC 230V/50Hz  
 Test Mode : IEEE802.11n HT40 CH4:2437MHz Tx

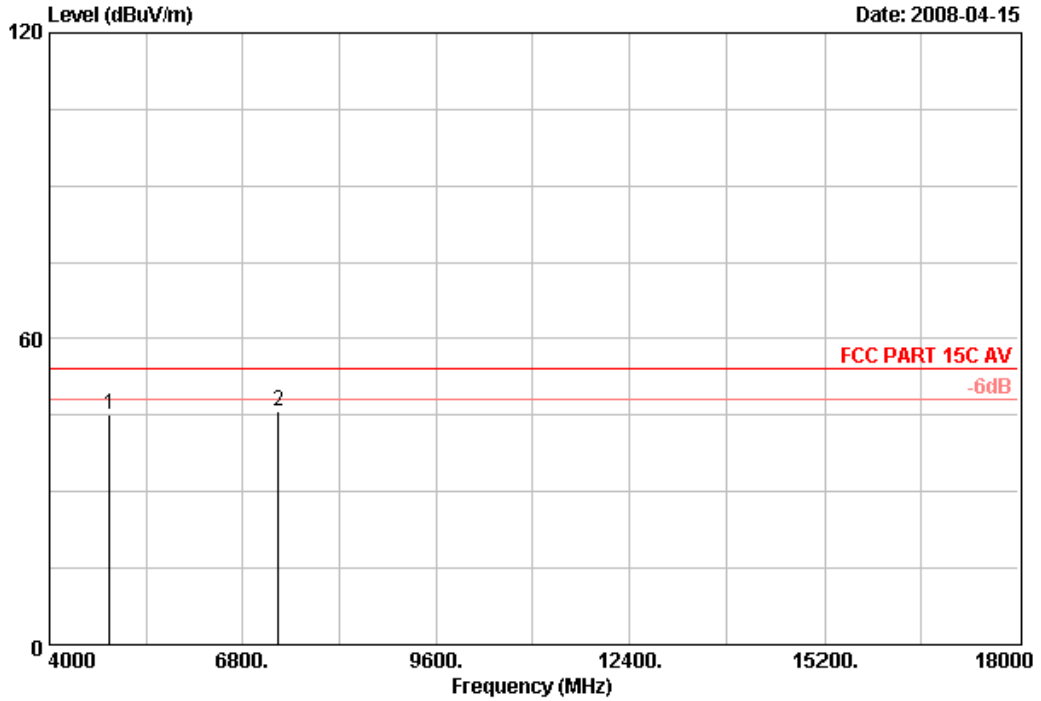
	Freq. (MHz)	Ant. Factor (dB/m)	Cable Loss (dB)	Amp Factor (dB)	Reading (dBuV)	Emission Level (dBuV/m)	Limits (dBuV/m)	Margin (dB)	Remark
1	4874.00	34.16	10.56	34.48	32.90	43.14	74.00	30.86	Peak
2	7311.00	37.50	12.17	34.46	34.66	49.87	74.00	24.13	Peak

Remarks: 1. Emission Level= Antenna Factor + Cable Loss - Amp Factor + Reading.  
 2. The emission levels that are 20dB below the official limit are not reported.



No.6 Ke Feng Road,B1:ck 52,  
 ShenZhen Science & Industry Park  
 Noutou, ShenZhen, GuangDong, China  
 Tel:+86-755-26639495-7  
 Fax:+86-755-26632877  
 Postcode:518057

Data: 66 File: D:\2008 report data\T\TP-LINK\ACS8Q344.EMI (96)



Site no. : RF Chamber Data no. : 66  
 Dis. / Ant. : 3m 3115 FACTOR Ant. pol. : HORIZONTAL  
 Limit : FCC PART 15C AV  
 Env. / Ins. : 23°C/54% Engineer : Jamy  
 EUT : Wireless N PCI Adapter M/N:TL-WN851N  
 Power Rating: DC 3.3V From PC 230V/50Hz  
 Test Mode : IEEE802.11n HT40 CH4:2437MHz Tx

	Freq. (MHz)	Ant. Factor (dB/m)	Cable Loss (dB)	Amp Factor (dB)	Reading (dBuV)	Emission Level (dBuV/m)	Limits (dBuV/m)	Margin (dB)	Remark
1	4874.00	34.16	10.56	34.48	34.90	45.14	54.00	8.86	Average
2	7311.00	37.50	12.17	34.46	30.66	45.87	54.00	8.13	Average

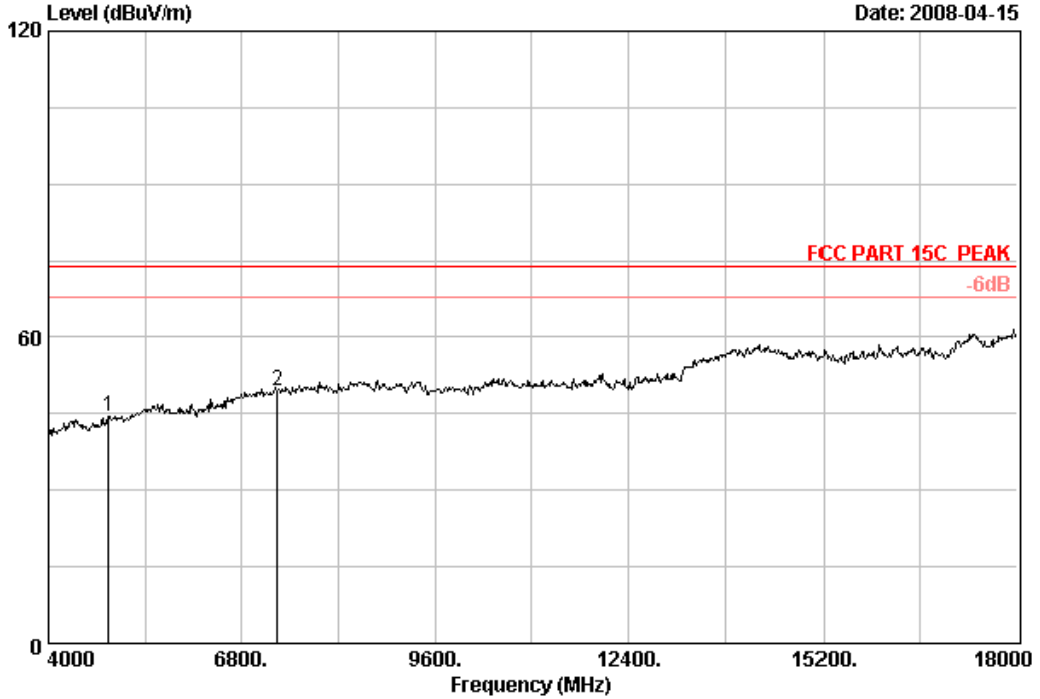
Remarks: 1. Emission Level= Antenna Factor + Cable Loss - Amp Factor + Reading.  
 2. The emission levels that are 20dB below the official limit are not reported.



No.6 Ke Feng Road,B1:ck 52,  
 ShenZhen Science & Industry Park  
 Noutou, ShenZhen, GuangDong, China  
 Tel:+86-755-26639495-7  
 Fax:+86-755-26632877  
 Postcode:518057

Data: 67 File: D:\2008 report data\T\TP-LINK\ACS8Q344.EMI (96)

Date: 2008-04-15



Site no. : RF Chamber Data no. : 67  
 Dis. / Ant. : 3m 3115 FACTOR Ant. pol. : VERTICAL  
 Limit : FCC PART 15C PEAK  
 Env. / Ins. : 23°C/54% Engineer : Jamy  
 EUT : Wireless N PCI Adapter M/N:TL-WN851N  
 Power Rating: DC 3.3V From PC 230V/50Hz  
 Test Mode : IEEE802.11n HT40 CH4:2437MHz Tx

	Freq. (MHz)	Ant. Factor (dB/m)	Cable Loss (dB)	Amp Factor (dB)	Reading (dBuV)	Emission Level (dBuV/m)	Limits (dBuV/m)	Margin (dB)	Remark
1	4874.00	34.16	10.56	34.48	34.20	44.44	74.00	29.56	Peak
2	7311.00	37.50	12.17	34.46	34.14	49.35	74.00	24.65	Peak

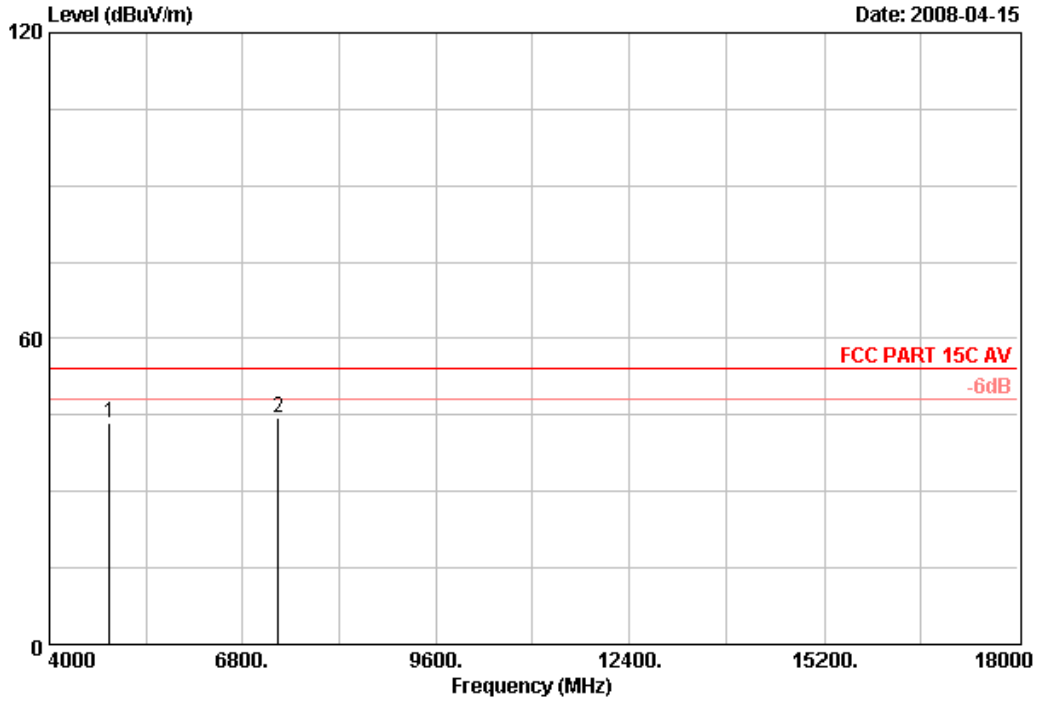
Remarks: 1. Emission Level= Antenna Factor + Cable Loss - Amp Factor + Reading.  
 2. The emission levels that are 20dB below the official limit are not reported.





No.6 Ke Feng Road,B1:ck 52,  
 ShenZhen Science & Industry Park  
 Noutou, ShenZhen, GuangDong, China  
 Tel:+86-755-26639495-7  
 Fax:+86-755-26632877  
 Postcode:518057

Data: 68 File: D:\2008 report data\T\TP-LINK\ACS8Q344.EMI (96)



Site no. : RF Chamber Data no. : 68  
 Dis. / Ant. : 3m 3115 FACTOR Ant. pol. : VERTICAL  
 Limit : FCC PART 15C AV  
 Env. / Ins. : 23°C/54% Engineer : Jamy  
 EUT : Wireless N PCI Adapter M/N:TL-WN851N  
 Power Rating: DC 3.3V From PC 230V/50Hz  
 Test Mode : IEEE802.11n HT40 CH4:2437MHz Tx

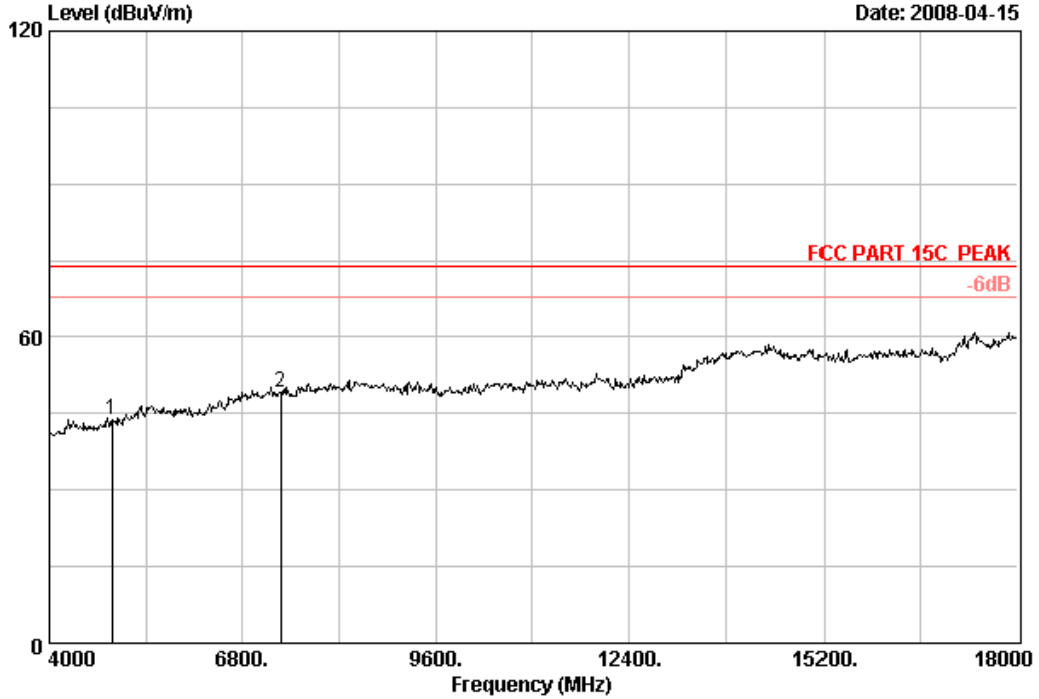
	Freq. (MHz)	Ant. Factor (dB/m)	Cable Loss (dB)	Amp Factor (dB)	Reading (dBuV)	Emission Level (dBuV/m)	Limits (dBuV/m)	Margin (dB)	Remark
1	4874.00	34.16	10.56	34.48	33.20	43.44	54.00	10.56	Average
2	7311.00	37.50	12.17	34.46	29.14	44.35	54.00	9.65	Average

Remarks: 1. Emission Level= Antenna Factor + Cable Loss - Amp Factor + Reading.  
 2. The emission levels that are 20dB below the official limit are not reported.



No.6 Ke Feng Road,B1:ck 52,  
 ShenZhen Science & Industry Park  
 Noutou, ShenZhen, GuangDong, China  
 Tel:+86-755-26639495-7  
 Fax:+86-755-26632877  
 Postcode:518057

Data: 71 File: D:\2008 report data\T\TP-LINK\ACS8Q344.EMI (96)



Site no. : RF Chamber Data no. : 71  
 Dis. / Ant. : 3m 3115 FACTOR Ant. pol. : HORIZONTAL  
 Limit : FCC PART 15C PEAK  
 Env. / Ins. : 23°C/54% Engineer : Jamy  
 EUT : Wireless N PCI Adapter M/N:TL-WN851N  
 Power Rating: DC 3.3V From PC 230V/50Hz  
 Test Mode : IEEE802.11n HT40 CH7:2452MHz Tx

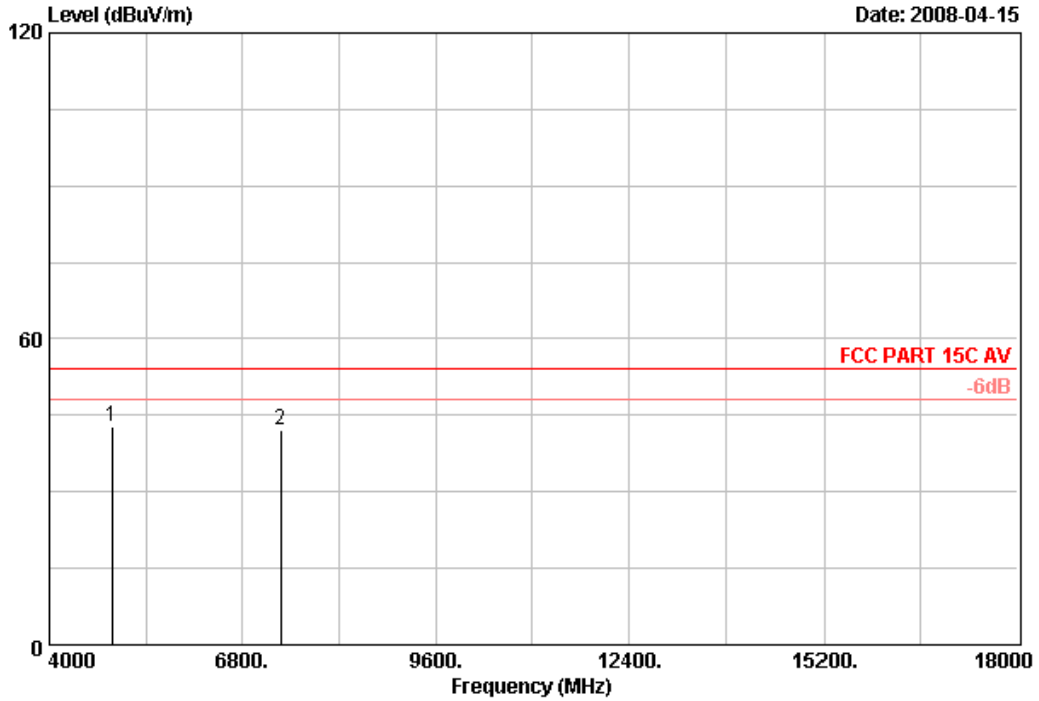
	Freq. (MHz)	Ant. Factor (dB/m)	Cable Loss (dB)	Amp Factor (dB)	Reading (dBuV)	Emission Level (dBuV/m)	Limits (dBuV/m)	Margin (dB)	Remark
1	4904.00	34.25	10.58	34.48	33.28	43.63	74.00	30.37	Peak
2	7356.00	37.58	12.27	34.47	33.62	49.00	74.00	25.00	Peak

Remarks: 1. Emission Level= Antenna Factor + Cable Loss - Amp Factor + Reading.  
 2. The emission levels that are 20dB below the official limit are not reported.



No.6 Ke Feng Road,B1:ck 52,  
 ShenZhen Science & Industry Park  
 Noutou, ShenZhen, GuangDong, China  
 Tel:+86-755-26639495-7  
 Fax:+86-755-26632877  
 Postcode:518057

Data: 72 File: D:\2008 report data\T\TP-LINK\ACS8Q344.EMI (96)



Site no. : RF Chamber Data no. : 72  
 Dis. / Ant. : 3m 3115 FACTOR Ant. pol. : HORIZONTAL  
 Limit : FCC PART 15C AV  
 Env. / Ins. : 23°C/54% Engineer : Jamy  
 EUT : Wireless N PCI Adapter M/N:TL-WN851N  
 Power Rating: DC 3.3V From PC 230V/50Hz  
 Test Mode : IEEE802.11n HT40 CH7:2452MHz Tx

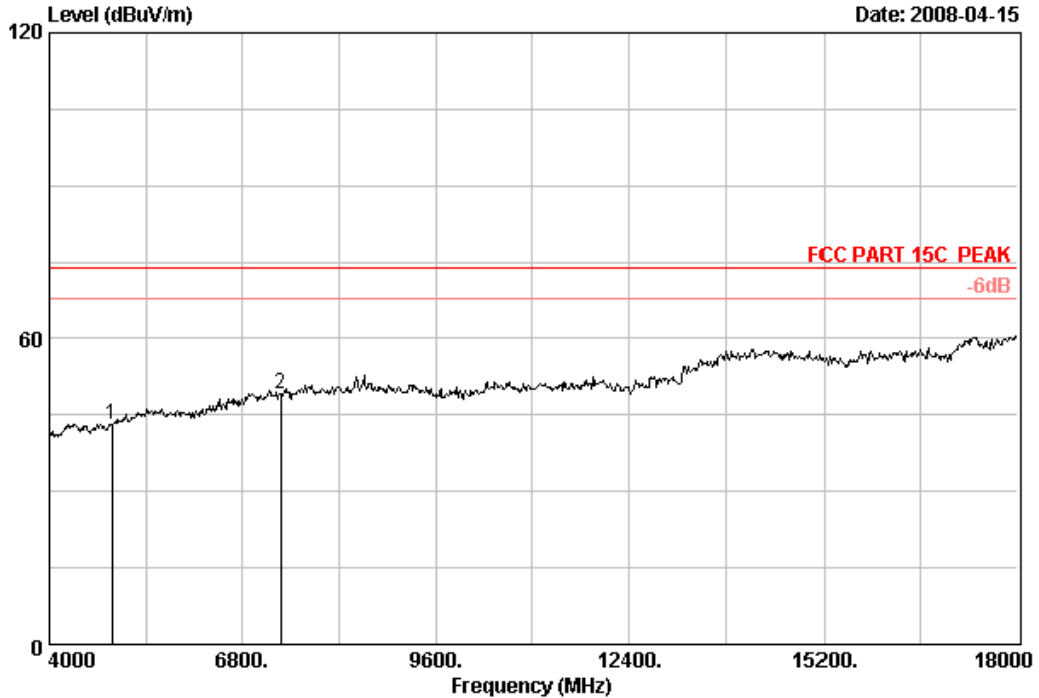
	Freq. (MHz)	Ant. Factor (dB/m)	Cable Loss (dB)	Amp Factor (dB)	Reading (dBuV)	Emission Level (dBuV/m)	Limits (dBuV/m)	Margin (dB)	Remark
1	4904.00	34.25	10.58	34.48	32.28	42.63	54.00	11.37	Average
2	7356.00	37.58	12.27	34.47	26.62	42.00	54.00	12.00	Average

Remarks: 1. Emission Level= Antenna Factor + Cable Loss - Amp Factor + Reading.  
 2. The emission levels that are 20dB below the official limit are not reported.



No.6 Ke Feng Road,B1:ck 52,  
 ShenZhen Science & Industry Park  
 Noutou, ShenZhen, GuangDong, China  
 Tel:+86-755-26639495-7  
 Fax:+86-755-26632877  
 Postcode:518057

Data: 69 File: D:\2008 report data\T\TP-LINK\ACS8Q344.EMI (96)



Site no. : RF Chamber Data no. : 69  
 Dis. / Ant. : 3m 3115 FACTOR Ant. pol. : VERTICAL  
 Limit : FCC PART 15C PEAK  
 Env. / Ins. : 23°C/54% Engineer : Jamy  
 EUT : Wireless N PCI Adapter M/N:TL-WN851N  
 Power Rating: DC 3.3V From PC 230V/50Hz  
 Test Mode : IEEE802.11n HT40 CH7:2452MHz Tx

	Freq. (MHz)	Ant. Factor (dB/m)	Cable Loss (dB)	Amp Factor (dB)	Reading (dBuV)	Emission Level (dBuV/m)	Limits (dBuV/m)	Margin (dB)	Remark
1	4904.00	34.25	10.58	34.48	32.80	43.15	74.00	30.85	Peak
2	7356.00	37.58	12.27	34.47	33.68	49.06	74.00	24.94	Peak

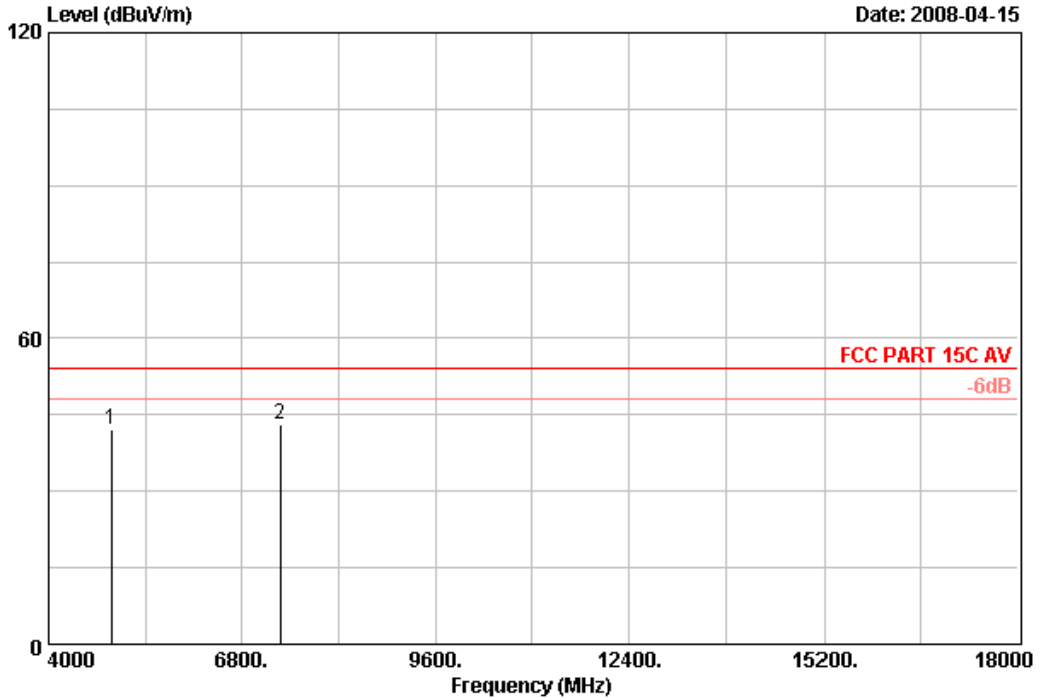
Remarks: 1. Emission Level= Antenna Factor + Cable Loss - Amp Factor + Reading.  
 2. The emission levels that are 20dB below the official limit are not reported.



No.6 Ke Feng Road,B1;ck 52,  
 ShenZhen Science & Industry Park  
 Noutou,ShenZhen,GuangDong,China  
 Tel:+86-755-26639495-7  
 Fax:+86-755-26632877  
 Postcode:518057

Data: 70 File: D:\2008 report data\T\TP-LINK\ACS8Q344.EMI (96)

Date: 2008-04-15



Site no. : RF Chamber Data no. : 70  
 Dis. / Ant. : 3m 3115 FACTOR Ant. pol. : VERTICAL  
 Limit : FCC PART 15C AV  
 Env. / Ins. : 23°C/54% Engineer : Jamy  
 EUT : Wireless N PCI Adapter M/N:TL-WN851N  
 Power Rating: DC 3.3V From PC 230V/50Hz  
 Test Mode : IEEE802.11n HT40 CH7:2452MHz Tx

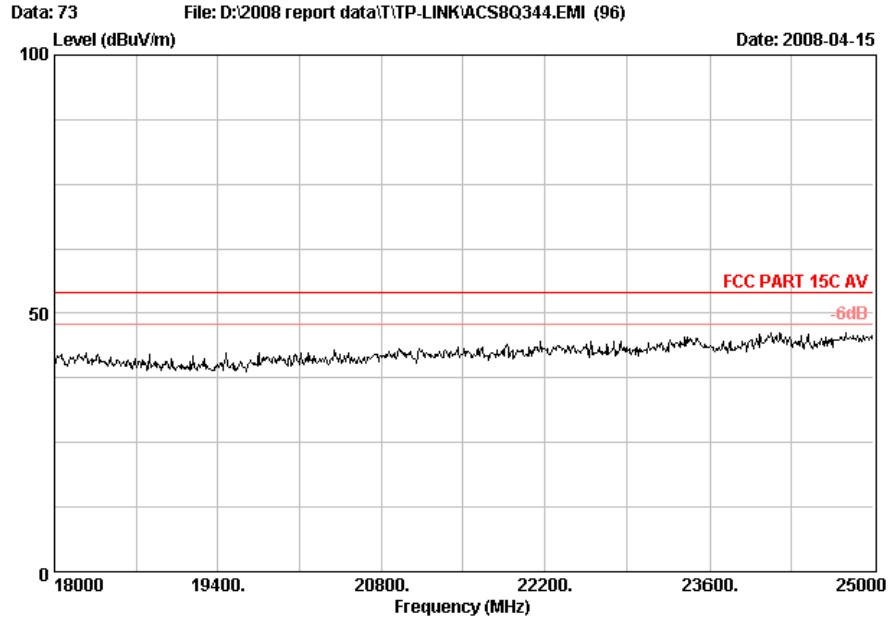
	Freq. (MHz)	Ant. Factor (dB/m)	Cable Loss (dB)	Amp Factor (dB)	Reading (dBuV)	Emission Level (dBuV/m)	Limits (dBuV/m)	Margin (dB)	Remark
1	4904.00	34.25	10.58	34.48	31.80	42.15	54.00	11.85	Average
2	7356.00	37.58	12.27	34.47	27.68	43.06	54.00	10.94	Average

Remarks: 1. Emission Level= Antenna Factor + Cable Loss - Amp Factor + Reading.  
 2. The emission levels that are 20dB below the official limit are not reported.

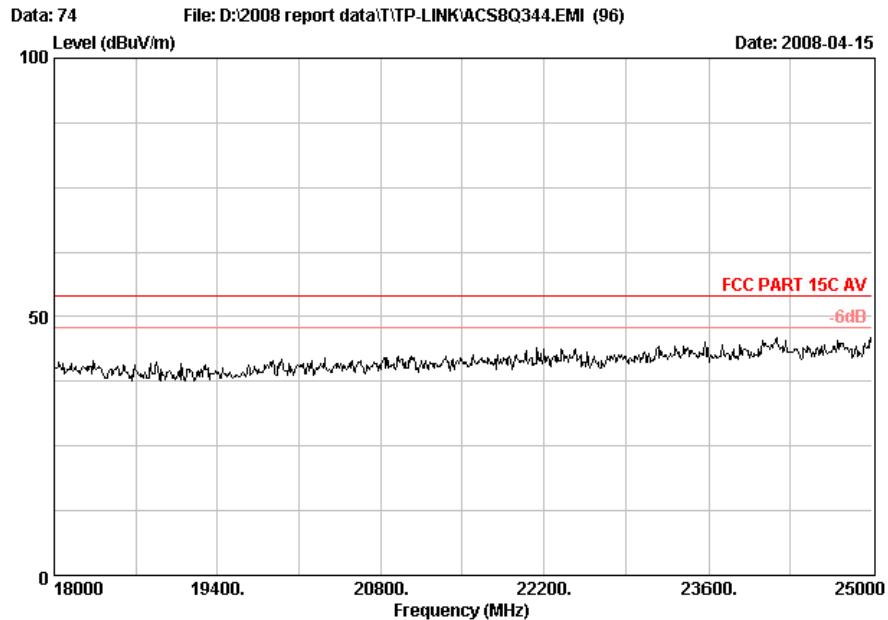
Frequency: 18GHz~25GHz



No.6 Ke Feng Road,B1:ck 52,  
ShenZhen Science & Industry Park  
Noutou, ShenZhen, GuangDong, China  
Tel:+86-755-26639495-7  
Fax:+86-755-26632877  
Postcode:518057



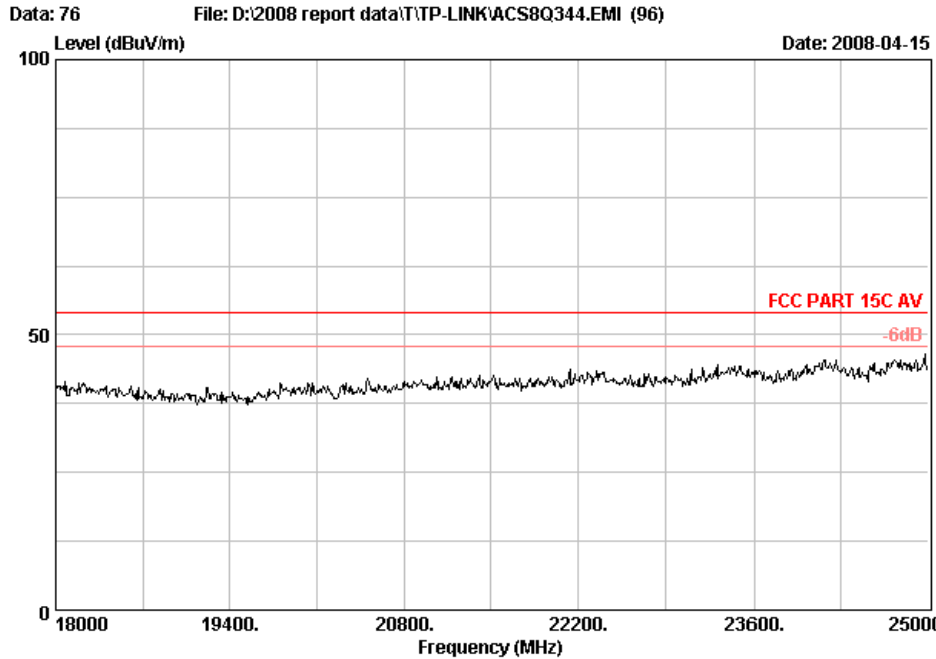
Site no. : RF Chamber Data no. : 73  
Dis. / Ant. : 3m Ant. pol. : HORIZONTAL  
Limit : FCC PART 15C AV  
Env. / Ins. : 23°C/54% Engineer : Jamy  
EUT : Wireless N PCI Adapter M/N:TL-WN851N  
Power Rating: DC 3.3V From PC 230V/50Hz  
Test Mode : IEEE802.11b CH1:2412MHz Tx



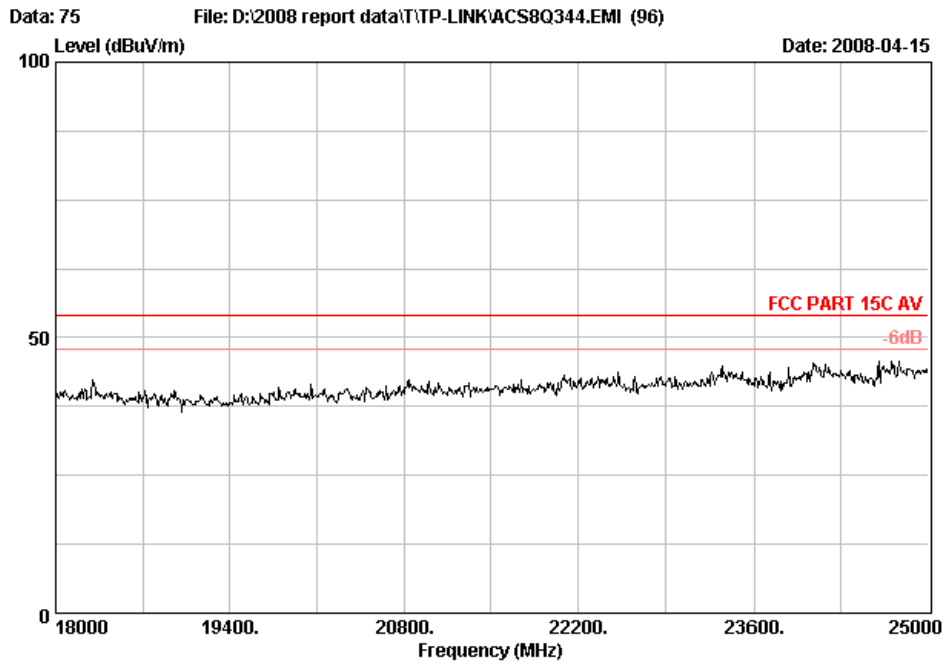
Site no. : RF Chamber Data no. : 74  
Dis. / Ant. : 3m Ant. pol. : VERTICAL  
Limit : FCC PART 15C AV  
Env. / Ins. : 23°C/54% Engineer : Jamy  
EUT : Wireless N PCI Adapter M/N:TL-WN851N  
Power Rating: DC 3.3V From PC 230V/50Hz  
Test Mode : IEEE802.11b CH1:2412MHz Tx



No.6 Ke Feng Road,B1;ck 52,  
 ShenZhen Science & Industry Park  
 Noutou,ShenZhen,GuangDong,China  
 Tel:+86-755-26639495-7  
 Fax:+86-755-26632877  
 Postcode:518057



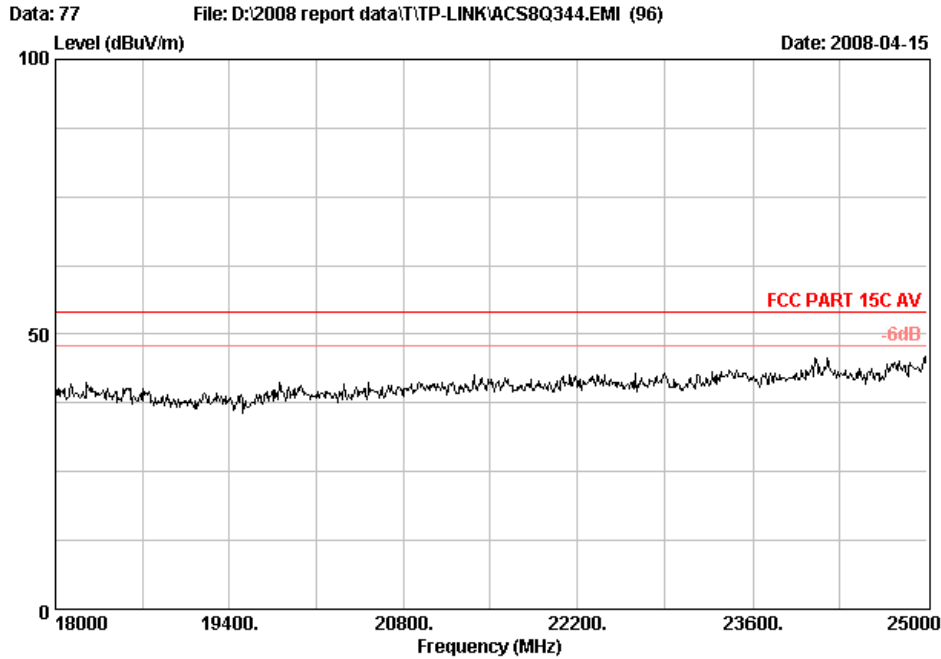
Site no. : RF Chamber Data no. : 76  
 Dis. / Ant. : 3m Ant. pol. : HORIZONTAL  
 Limit : FCC PART 15C AV  
 Env. / Ins. : 23°C/54% Engineer : Jamy  
 EUT : Wireless N PCI Adapter M/N:TL-WN851N  
 Power Rating: DC 3.3V From PC 230V/50Hz  
 Test Mode : IEEE802.11b CH6:2437MHz Tx



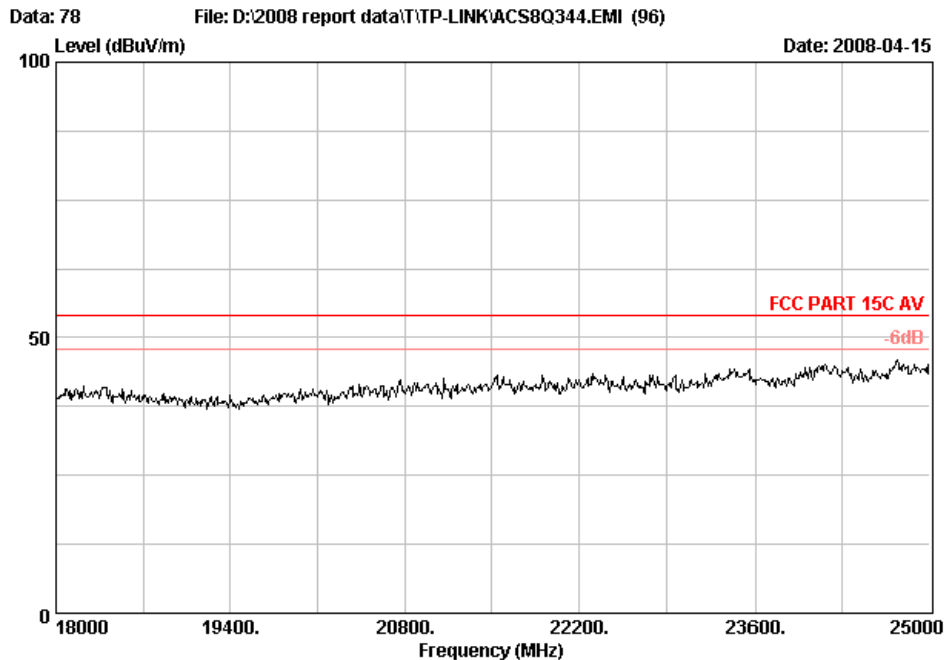
Site no. : RF Chamber Data no. : 75  
 Dis. / Ant. : 3m Ant. pol. : VERTICAL  
 Limit : FCC PART 15C AV  
 Env. / Ins. : 23°C/54% Engineer : Jamy  
 EUT : Wireless N PCI Adapter M/N:TL-WN851N  
 Power Rating: DC 3.3V From PC 230V/50Hz  
 Test Mode : IEEE802.11b CH6:2437MHz Tx



No.6 Ke Feng Road,B1;ck 52,  
ShenZhen Science & Industry Park  
Noutou,ShenZhen,GuangDong,China  
Tel:+86-755-26639495-7  
Fax:+86-755-26632877  
Postcode:518057



Site no. : RF Chamber Data no. : 77  
Dis. / Ant. : 3m Ant. pol. : HORIZONTAL  
Limit : FCC PART 15C AV  
Env. / Ins. : 23°C/54% Engineer : Jamy  
EUT : Wireless N PCI Adapter M/N:TL-WN851N  
Power Rating: DC 3.3V From PC 230V/50Hz  
Test Mode : IEEE802.11b CH11:2462MHz Tx

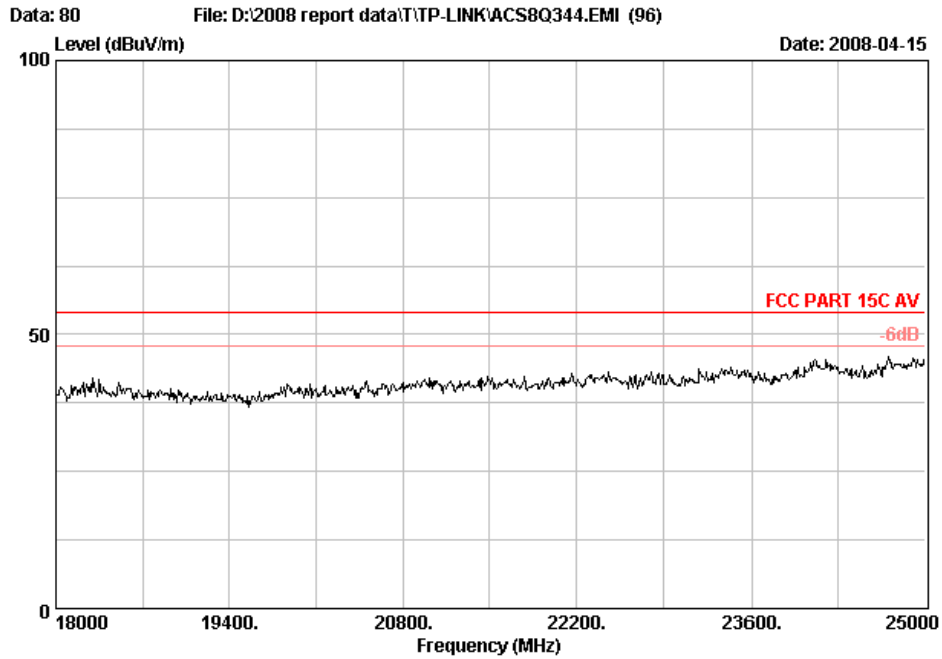


Site no. : RF Chamber Data no. : 78  
Dis. / Ant. : 3m Ant. pol. : VERTICAL  
Limit : FCC PART 15C AV  
Env. / Ins. : 23°C/54% Engineer : Jamy  
EUT : Wireless N PCI Adapter M/N:TL-WN851N  
Power Rating: DC 3.3V From PC 230V/50Hz  
Test Mode : IEEE802.11b CH11:2462MHz Tx

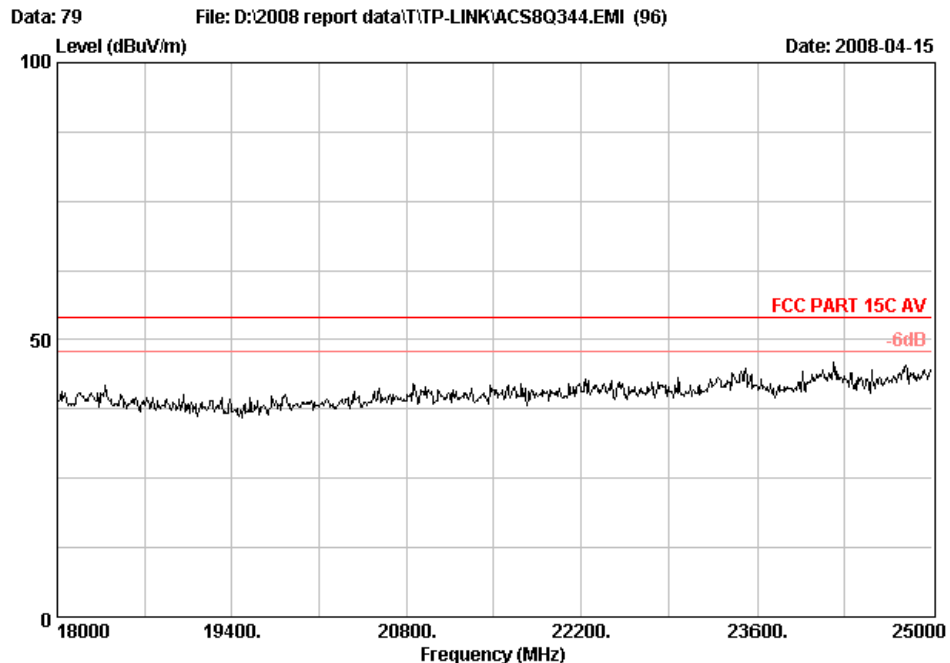




No.6 Ke Feng Road,B1;ck 52,  
ShenZhen Science & Industry Park  
Noutou,ShenZhen,GuangDong,China  
Tel:+86-755-26639495-7  
Fax:+86-755-26632877  
Postcode:518057



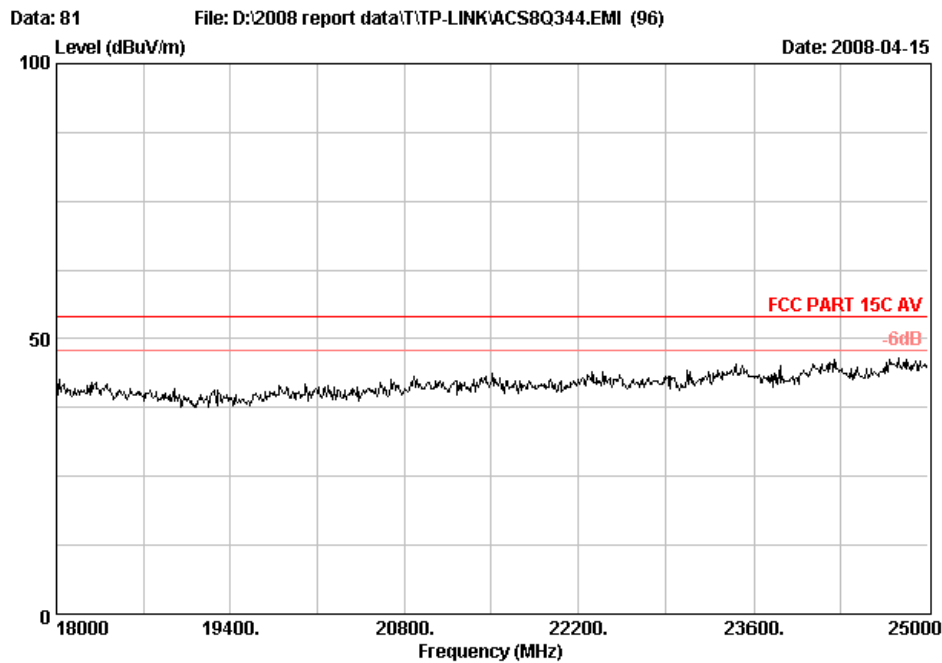
Site no. : RF Chamber Data no. : 80  
Dis. / Ant. : 3m Ant. pol. : HORIZONTAL  
Limit : FCC PART 15C AV  
Env. / Ins. : 23°C/54% Engineer : Jamy  
EUT : Wireless N PCI Adapter M/N:TL-WN851N  
Power Rating: DC 3.3V From PC 230V/50Hz  
Test Mode : IEEE802.11g CH1:2412MHz Tx



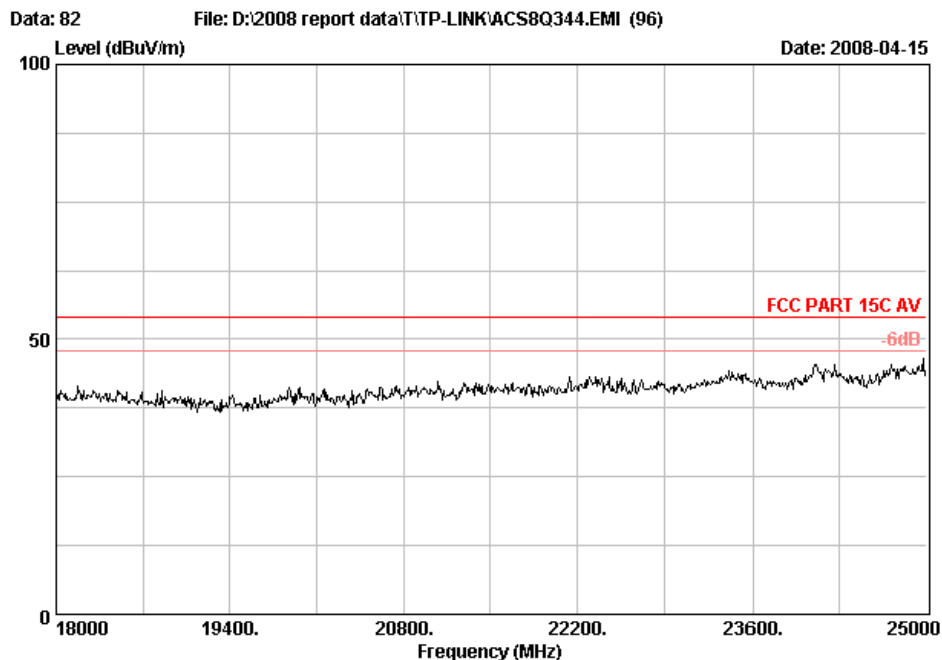
Site no. : RF Chamber Data no. : 79  
Dis. / Ant. : 3m Ant. pol. : VERTICAL  
Limit : FCC PART 15C AV  
Env. / Ins. : 23°C/54% Engineer : Jamy  
EUT : Wireless N PCI Adapter M/N:TL-WN851N  
Power Rating: DC 3.3V From PC 230V/50Hz  
Test Mode : IEEE802.11g CH1:2412MHz Tx



No.6 Ke Feng Road,B1;ck 52,  
ShenZhen Science & Industry Park  
Noutou,ShenZhen,GuangDong,China  
Tel:+86-755-26639495-7  
Fax:+86-755-26632877  
Postcode:518057



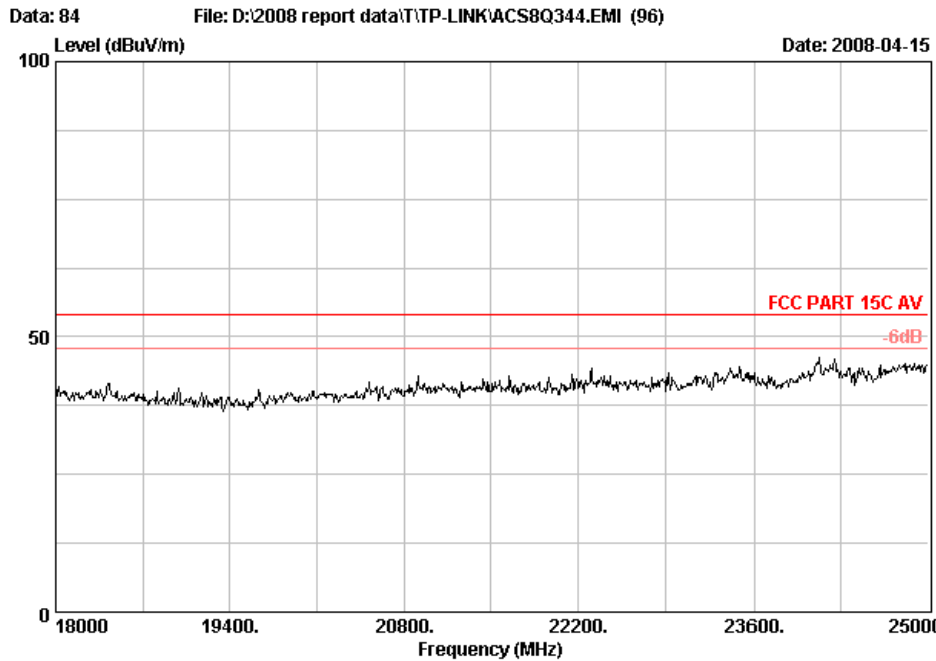
Site no. : RF Chamber Data no. : 81  
Dis. / Ant. : 3m Ant. pol. : HORIZONTAL  
Limit : FCC PART 15C AV  
Env. / Ins. : 23°C/54% Engineer : Jamy  
EUT : Wireless N PCI Adapter M/N:TL-WN851N  
Power Rating: DC 3.3V From PC 230V/50Hz  
Test Mode : IEEE802.11g CH6:2437MHz Tx



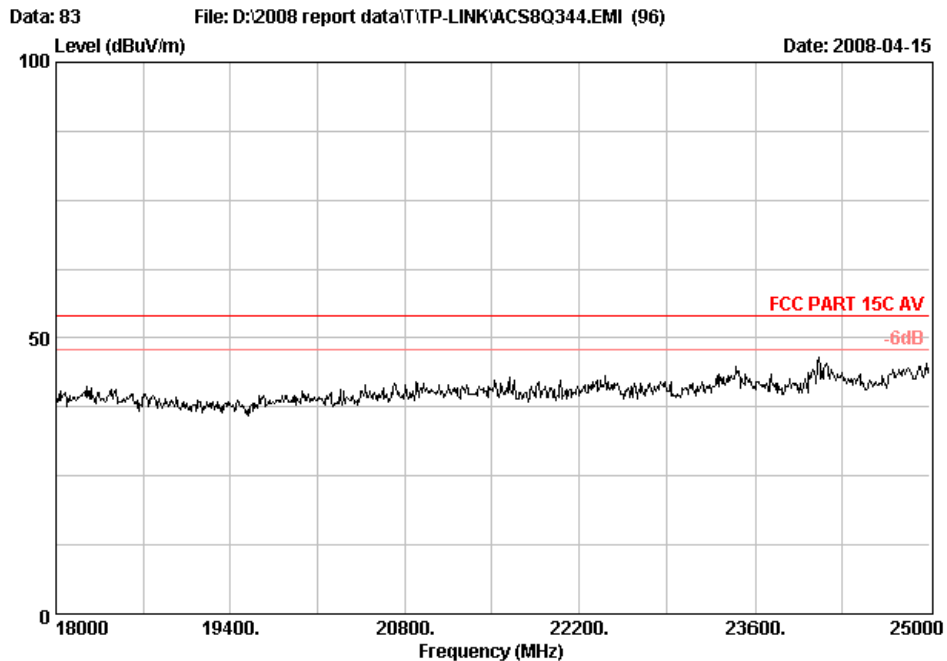
Site no. : RF Chamber Data no. : 82  
Dis. / Ant. : 3m Ant. pol. : VERTICAL  
Limit : FCC PART 15C AV  
Env. / Ins. : 23°C/54% Engineer : Jamy  
EUT : Wireless N PCI Adapter M/N:TL-WN851N  
Power Rating: DC 3.3V From PC 230V/50Hz  
Test Mode : IEEE802.11g CH6:2437MHz Tx



No.6 Ke Feng Road,B1;ck 52,  
Shenzhen Science & Industry Park  
Noutou,Shenzhen,GuangDong,China  
Tel:+86-755-26639495-7  
Fax:+86-755-26632877  
Postcode:518057



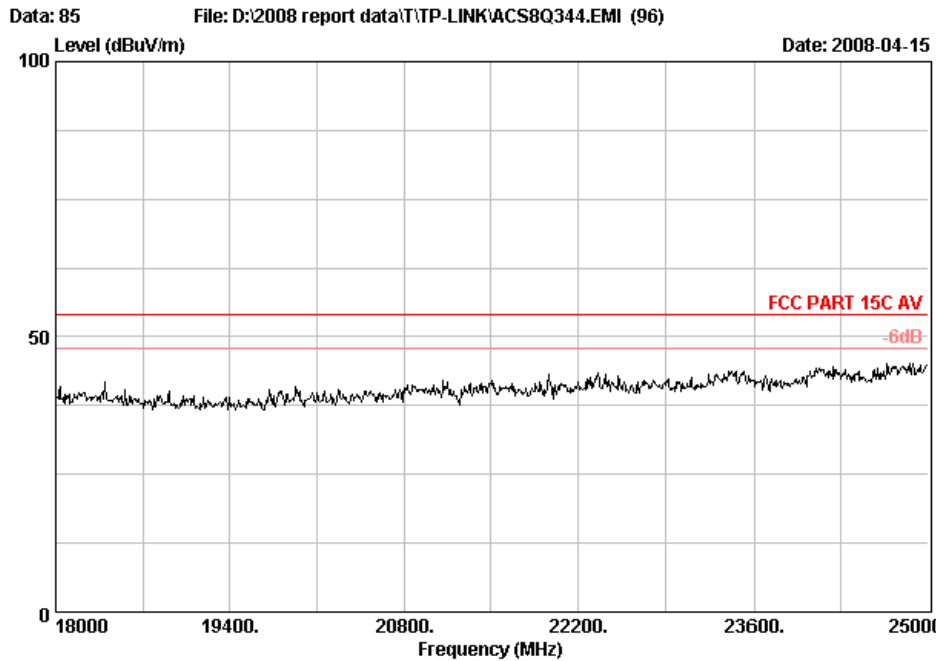
Site no. : RF Chamber Data no. : 84  
 Dis. / Ant. : 3m Ant. pol. : HORIZONTAL  
 Limit : FCC PART 15C AV  
 Env. / Ins. : 23°C/54% Engineer : Jamy  
 EUT : Wireless N PCI Adapter M/N:TL-WN851N  
 Power Rating: DC 3.3V From PC 230V/50Hz  
 Test Mode : IEEE802.11g CH11:2462MHz Tx



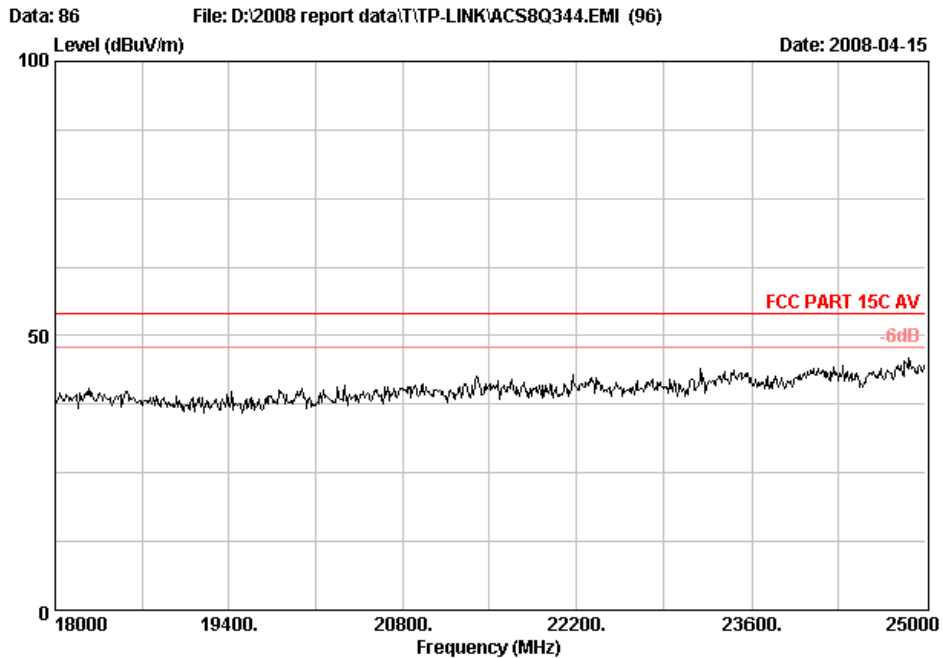
Site no. : RF Chamber Data no. : 83  
 Dis. / Ant. : 3m Ant. pol. : VERTICAL  
 Limit : FCC PART 15C AV  
 Env. / Ins. : 23°C/54% Engineer : Jamy  
 EUT : Wireless N PCI Adapter M/N:TL-WN851N  
 Power Rating: DC 3.3V From PC 230V/50Hz  
 Test Mode : IEEE802.11g CH11:2462MHz Tx



No.6 Ke Feng Road,B1;ck 52,  
ShenZhen Science & Industry Park  
Noutou,ShenZhen,GuangDong,China  
Tel:+86-755-26639495-7  
Fax:+86-755-26632877  
Postcode:518057



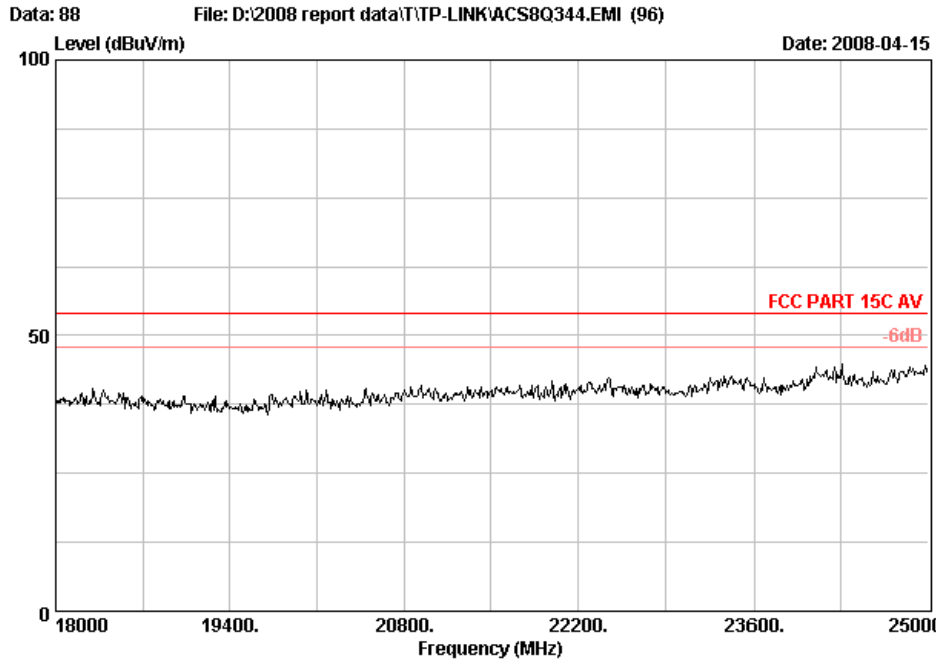
Site no. : RF Chamber Data no. : 85  
 Dis. / Ant. : 3m Ant. pol. : HORIZONTAL  
 Limit : FCC PART 15C AV  
 Env. / Ins. : 23°C/54% Engineer : Jamy  
 EUT : Wireless N PCI Adapter M/N:TL-WN851N  
 Power Rating: DC 3.3V From PC 230V/50Hz  
 Test Mode : IEEE802.11n HT20 CH1:2412MHz Tx



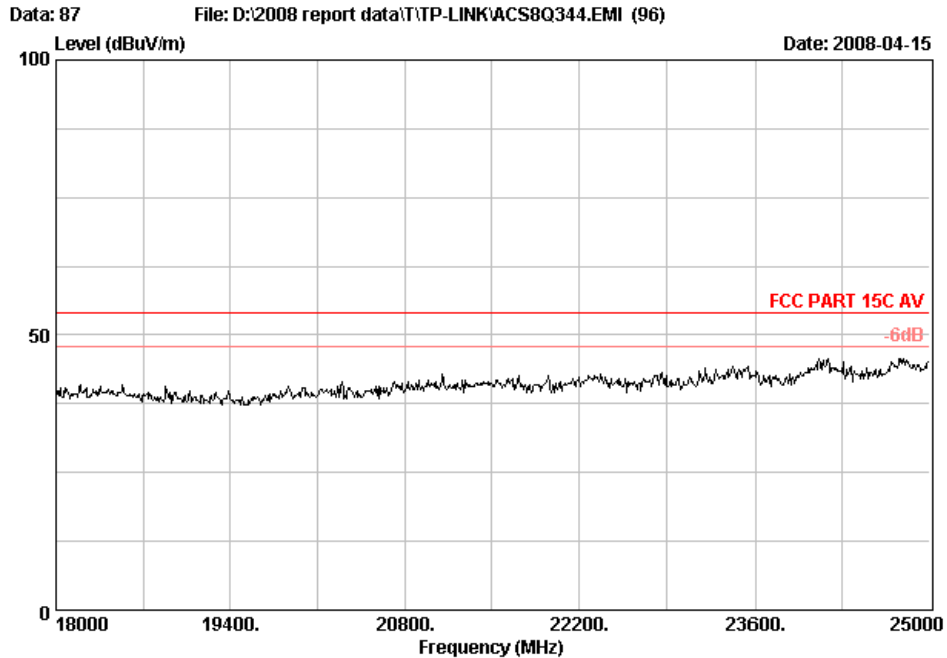
Site no. : RF Chamber Data no. : 86  
 Dis. / Ant. : 3m Ant. pol. : VERTICAL  
 Limit : FCC PART 15C AV  
 Env. / Ins. : 23°C/54% Engineer : Jamy  
 EUT : Wireless N PCI Adapter M/N:TL-WN851N  
 Power Rating: DC 3.3V From PC 230V/50Hz  
 Test Mode : IEEE802.11n HT20 CH1:2412MHz Tx



No.6 Ke Feng Road,B1;ck 52,  
ShenZhen Science & Industry Park  
Noutou,ShenZhen,GuangDong,China  
Tel:+86-755-26639495-7  
Fax:+86-755-26632877  
Postcode:518057



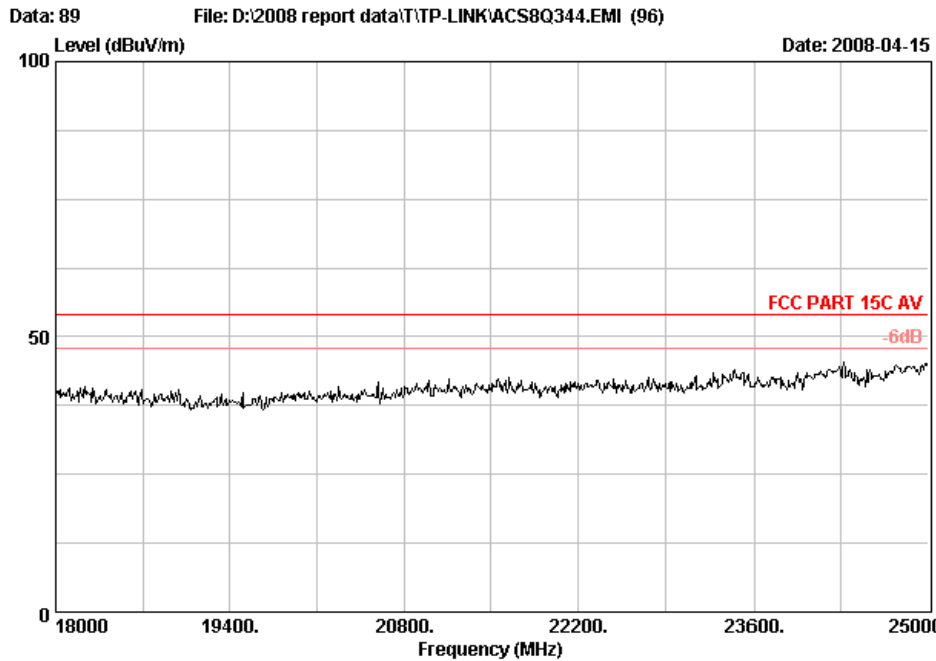
Site no. : RF Chamber Data no. : 88  
Dis. / Ant. : 3m Ant. pol. : HORIZONTAL  
Limit : FCC PART 15C AV  
Env. / Ins. : 23°C/54% Engineer : Jamy  
EUT : Wireless N PCI Adapter M/N:TL-WN851N  
Power Rating: DC 3.3V From PC 230V/50Hz  
Test Mode : IEEE802.11n HT20 CH6:2437MHz Tx



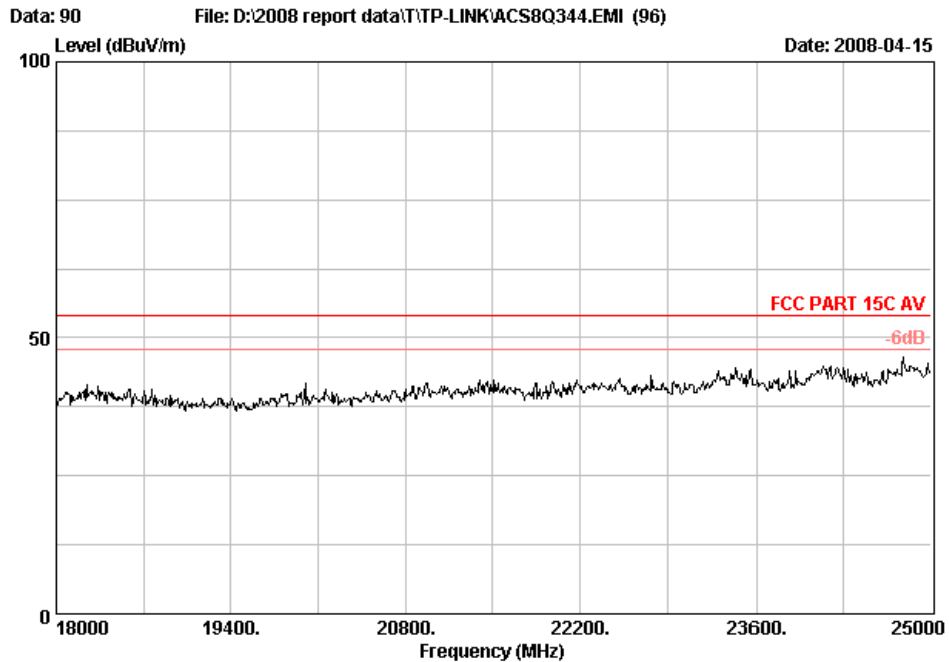
Site no. : RF Chamber Data no. : 87  
Dis. / Ant. : 3m Ant. pol. : VERTICAL  
Limit : FCC PART 15C AV  
Env. / Ins. : 23°C/54% Engineer : Jamy  
EUT : Wireless N PCI Adapter M/N:TL-WN851N  
Power Rating: DC 3.3V From PC 230V/50Hz  
Test Mode : IEEE802.11n HT20 CH6:2437MHz Tx



No.6 Ke Feng Road,B1;ck 52,  
ShenZhen Science & Industry Park  
Noutou,ShenZhen,GuangDong,China  
Tel:+86-755-26639495-7  
Fax:+86-755-26632877  
Postcode:518057



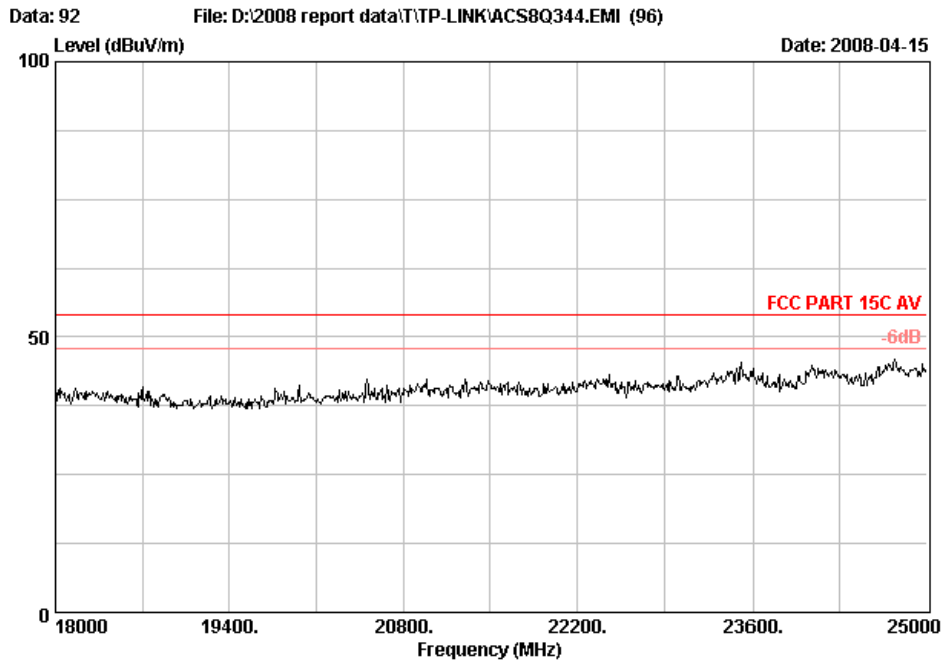
Site no. : RF Chamber Data no. : 89  
Dis. / Ant. : 3m Ant. pol. : HORIZONTAL  
Limit : FCC PART 15C AV  
Env. / Ins. : 23°C/54% Engineer : Jamy  
EUT : Wireless N PCI Adapter M/N:TL-WN851N  
Power Rating: DC 3.3V From PC 230V/50Hz  
Test Mode : IEEE802.11n HT20 CH11:2462MHz Tx



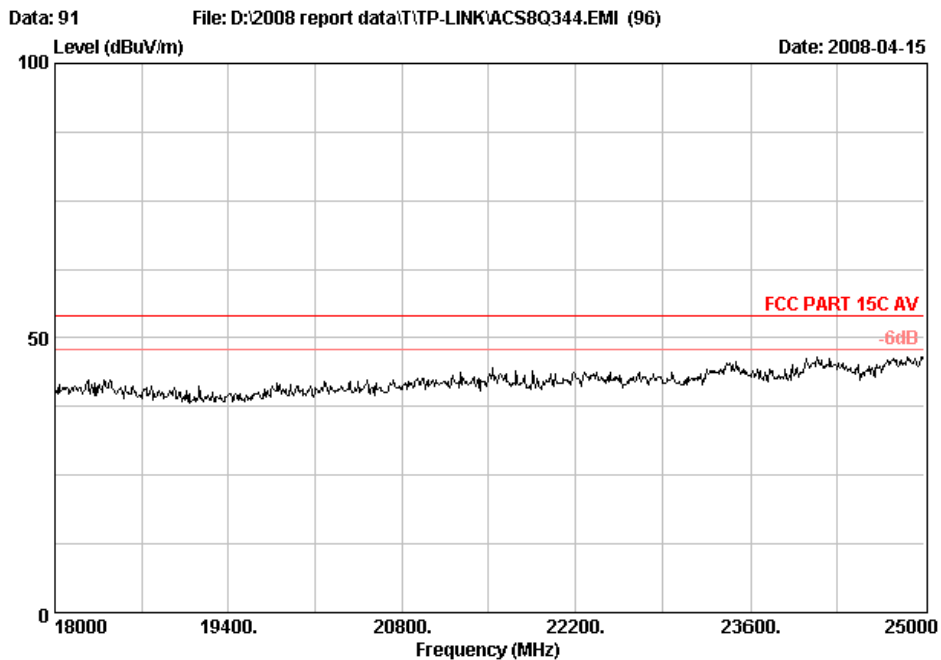
Site no. : RF Chamber Data no. : 90  
Dis. / Ant. : 3m Ant. pol. : VERTICAL  
Limit : FCC PART 15C AV  
Env. / Ins. : 23°C/54% Engineer : Jamy  
EUT : Wireless N PCI Adapter M/N:TL-WN851N  
Power Rating: DC 3.3V From PC 230V/50Hz  
Test Mode : IEEE802.11n HT20 CH11:2462MHz Tx



No.6 Ke Feng Road,B1;ck 52,  
ShenZhen Science & Industry Park  
Noutou,ShenZhen,GuangDong,China  
Tel:+86-755-26639495-7  
Fax:+86-755-26632877  
Postcode:518057



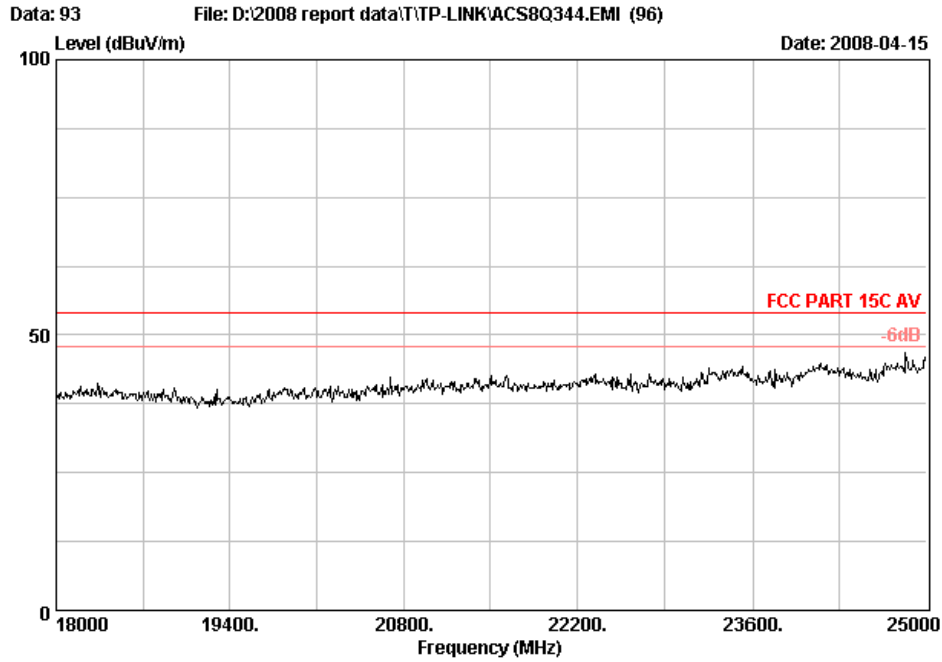
Site no. : RF Chamber Data no. : 92  
Dis. / Ant. : 3m Ant. pol. : HORIZONTAL  
Limit : FCC PART 15C AV  
Env. / Ins. : 23°C/54% Engineer : Jamy  
EUT : Wireless N PCI Adapter M/N:TL-WN851N  
Power Rating: DC 3.3V From PC 230V/50Hz  
Test Mode : IEEE802.11n HT40 CH1:2422MHz Tx



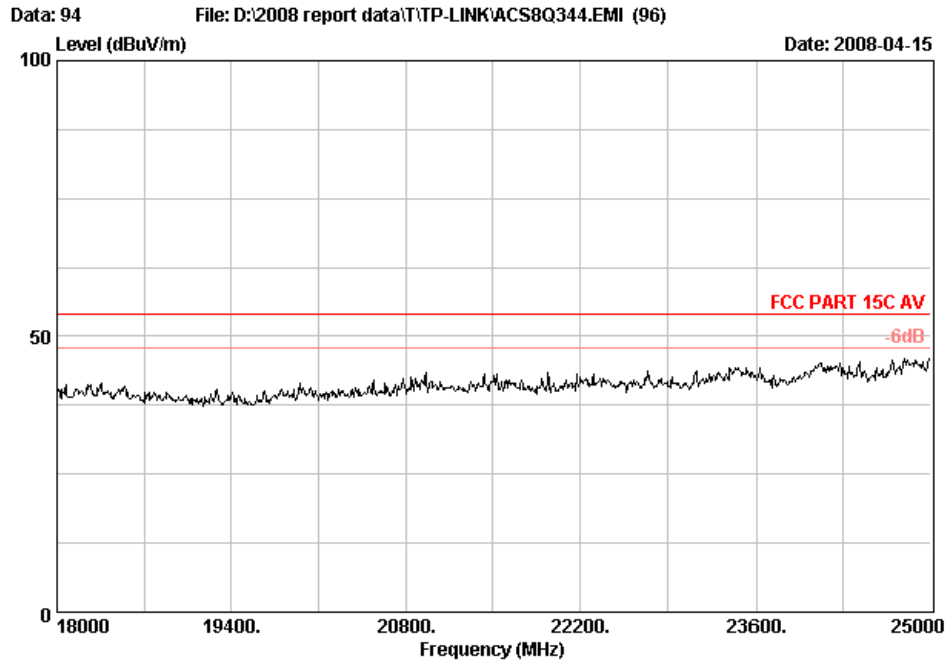
Site no. : RF Chamber Data no. : 91  
Dis. / Ant. : 3m Ant. pol. : VERTICAL  
Limit : FCC PART 15C AV  
Env. / Ins. : 23°C/54% Engineer : Jamy  
EUT : Wireless N PCI Adapter M/N:TL-WN851N  
Power Rating: DC 3.3V From PC 230V/50Hz  
Test Mode : IEEE802.11n HT40 CH1:2422MHz Tx



No.6 Ke Feng Road,B1;ck 52,  
 ShenZhen Science & Industry Park  
 Noutou, ShenZhen, GuangDong, China  
 Tel:+86-755-26639495-7  
 Fax:+86-755-26632877  
 Postcode:518057



Site no. : RF Chamber Data no. : 93  
 Dis. / Ant. : 3m Ant. pol. : HORIZONTAL  
 Limit : FCC PART 15C AV  
 Env. / Ins. : 23°C/54% Engineer : Jamy  
 EUT : Wireless N PCI Adapter M/N:TL-WN851N  
 Power Rating: DC 3.3V From PC 230V/50Hz  
 Test Mode : IEEE802.11n HT40 CH4:2437MHz Tx

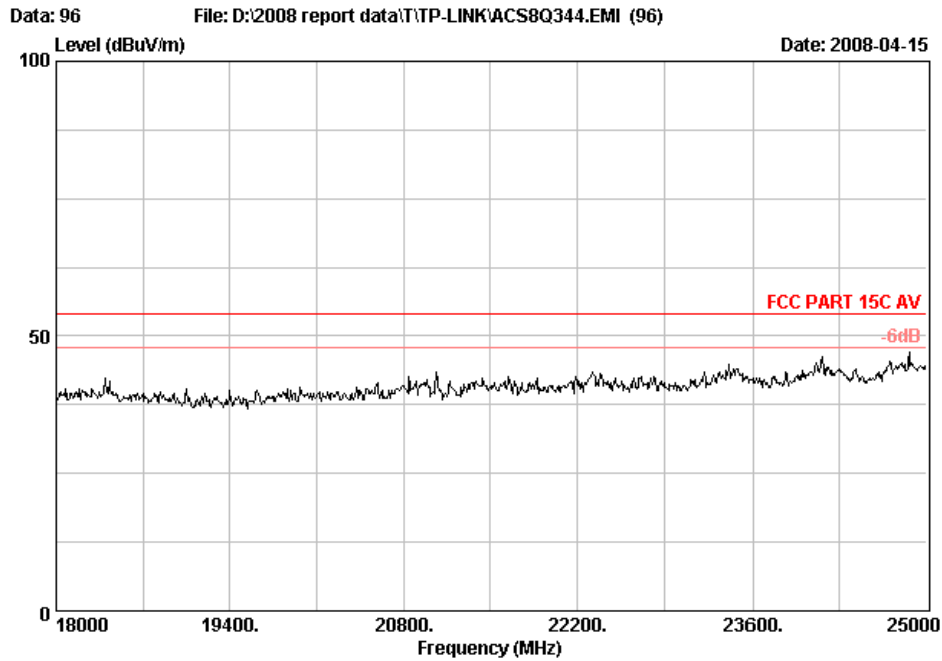


Site no. : RF Chamber Data no. : 94  
 Dis. / Ant. : 3m Ant. pol. : VERTICAL  
 Limit : FCC PART 15C AV  
 Env. / Ins. : 23°C/54% Engineer : Jamy  
 EUT : Wireless N PCI Adapter M/N:TL-WN851N  
 Power Rating: DC 3.3V From PC 230V/50Hz  
 Test Mode : IEEE802.11n HT40 CH4:2437MHz Tx

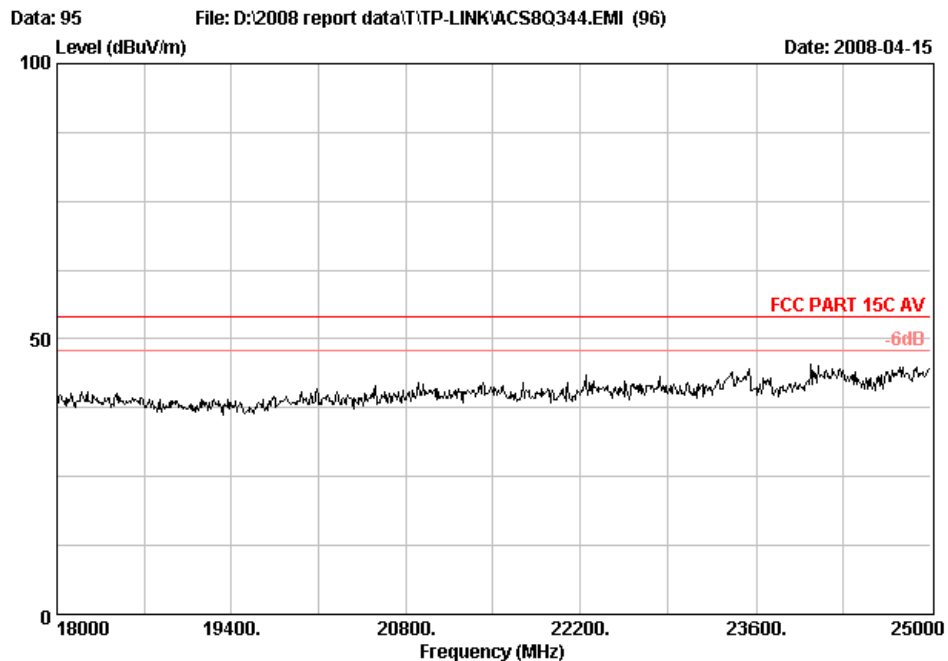




No.6 Ke Feng Road,B1;ck 52,  
ShenZhen Science & Industry Park  
Noutou, ShenZhen, GuangDong, China  
Tel:+86-755-26639495-7  
Fax:+86-755-26632877  
Postcode:518057



Site no. : RF Chamber Data no. : 96  
 Dis. / Ant. : 3m Ant. pol. : HORIZONTAL  
 Limit : FCC PART 15C AV  
 Env. / Ins. : 23°C/54% Engineer : Jamy  
 EUT : Wireless N PCI Adapter M/N:TL-WN851N  
 Power Rating: DC 3.3V From PC 230V/50Hz  
 Test Mode : IEEE802.11n HT40 CH7:2452MHz Tx

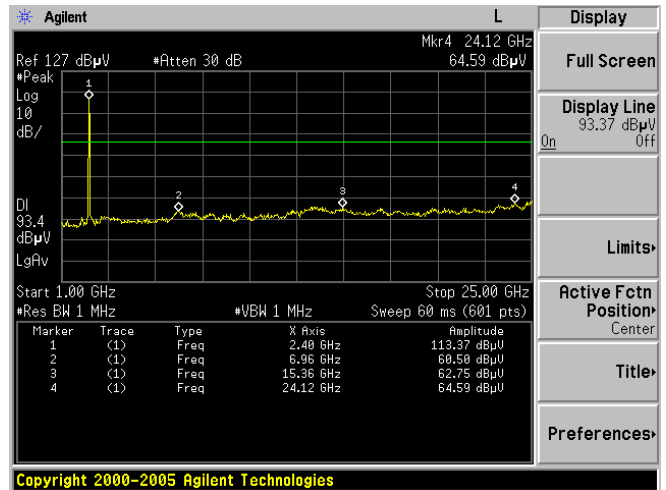
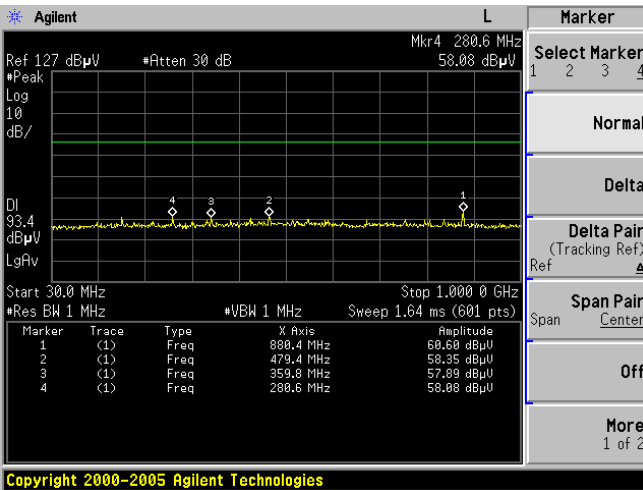


Site no. : RF Chamber Data no. : 95  
 Dis. / Ant. : 3m Ant. pol. : VERTICAL  
 Limit : FCC PART 15C AV  
 Env. / Ins. : 23°C/54% Engineer : Jamy  
 EUT : Wireless N PCI Adapter M/N:TL-WN851N  
 Power Rating: DC 3.3V From PC 230V/50Hz  
 Test Mode : IEEE802.11n HT40 CH7:2452MHz Tx

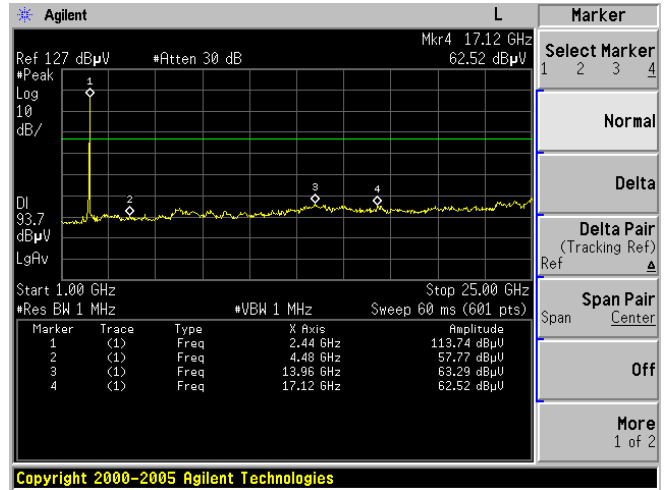
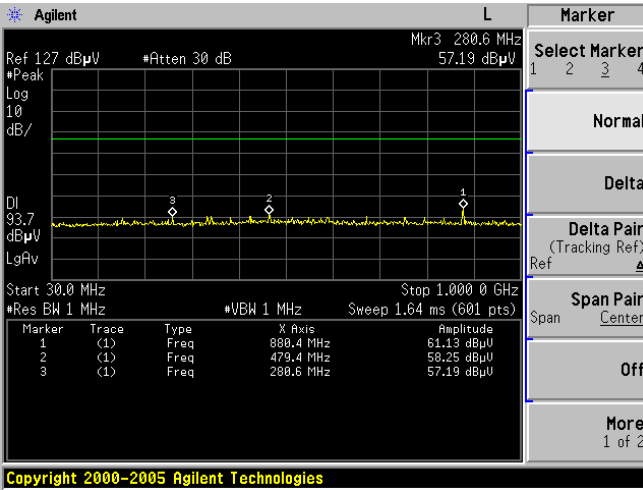
**Conducted emission test data:**

Test Mode: IEEE 802.11b TX

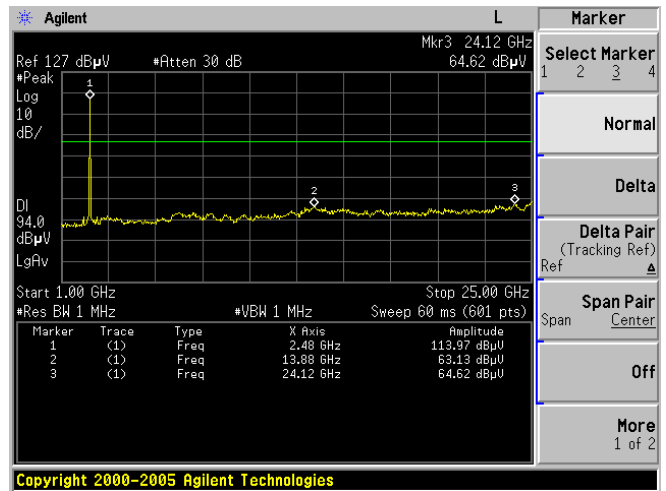
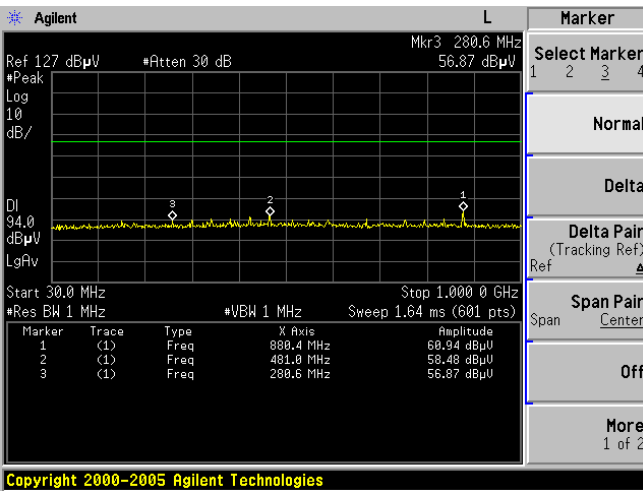
Test CH1: 2412MHz



**Test CH6: 2437MHz**

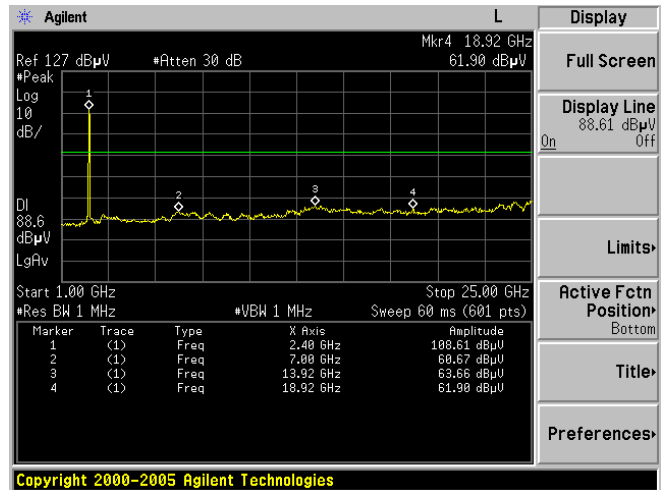
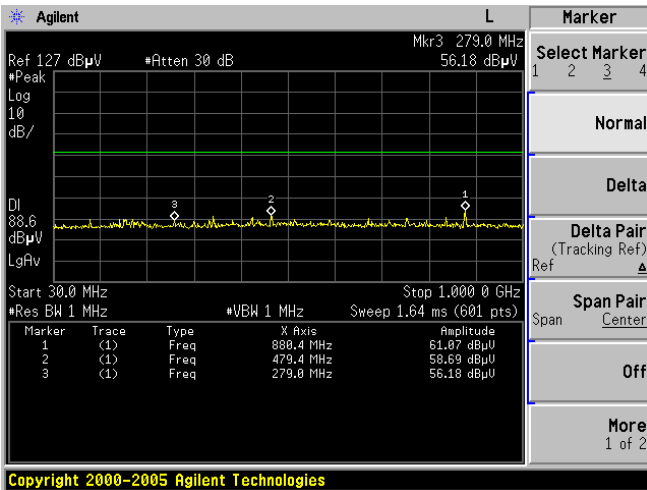


**Test CH11: 2462MHz**

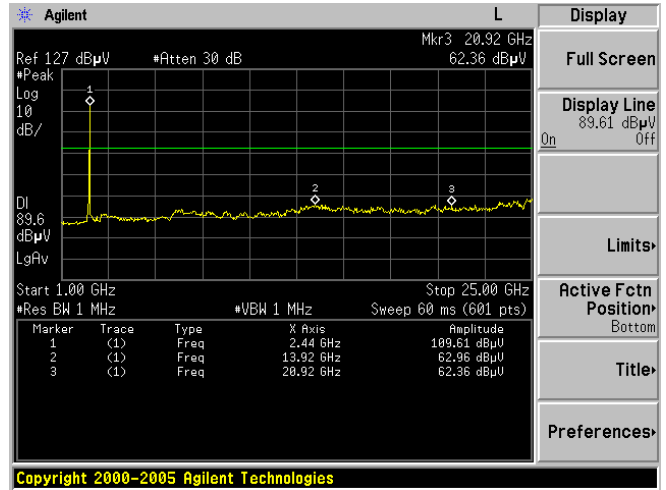
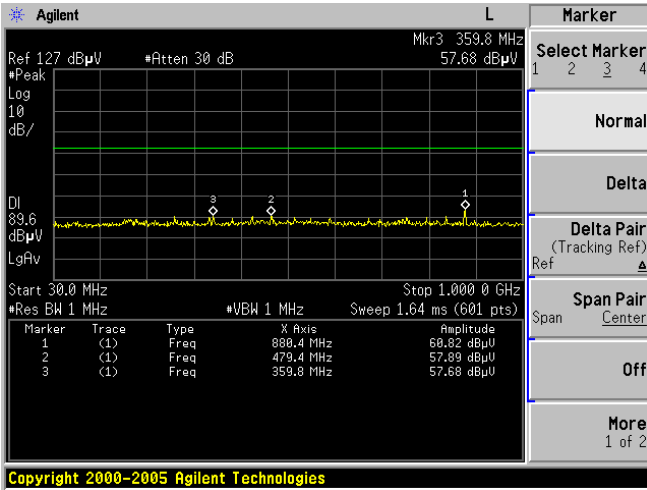


Test Mode: IEEE 802.11g TX

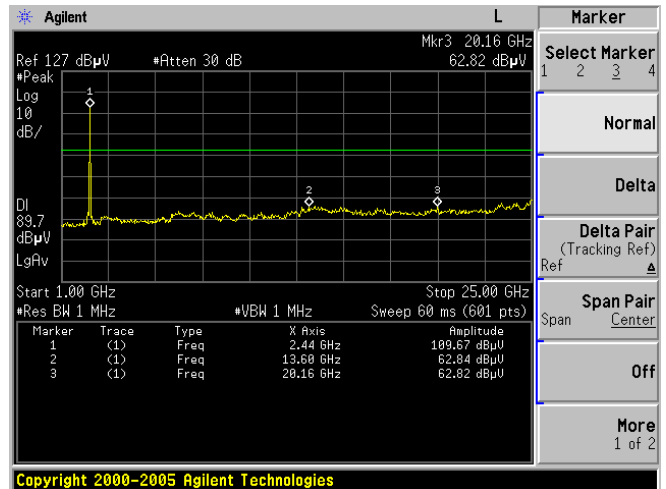
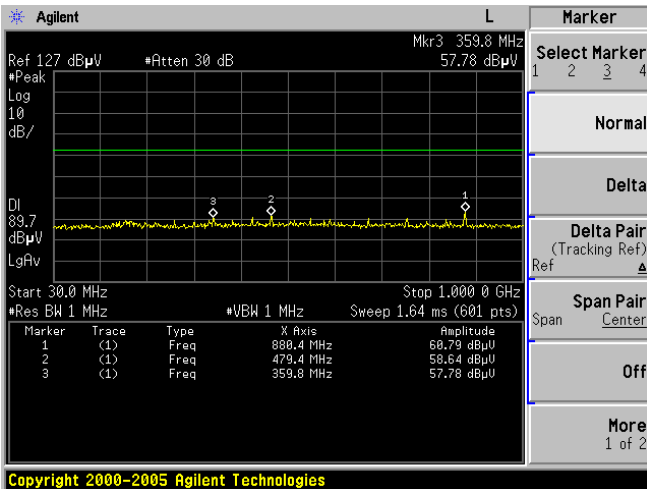
Test CH1: 2412MHz



Test CH6: 2437MHz

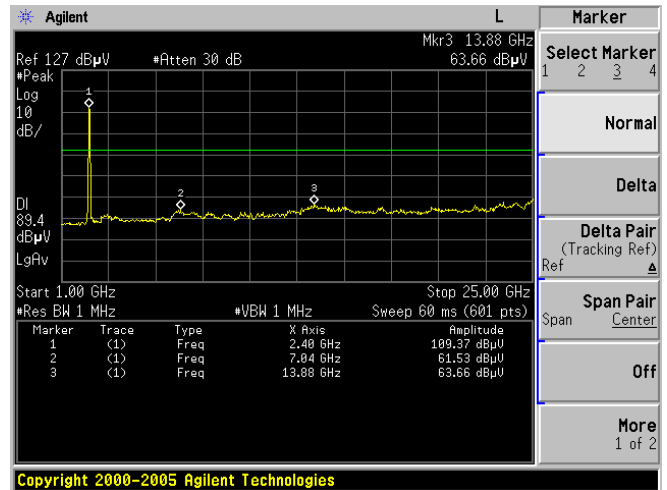
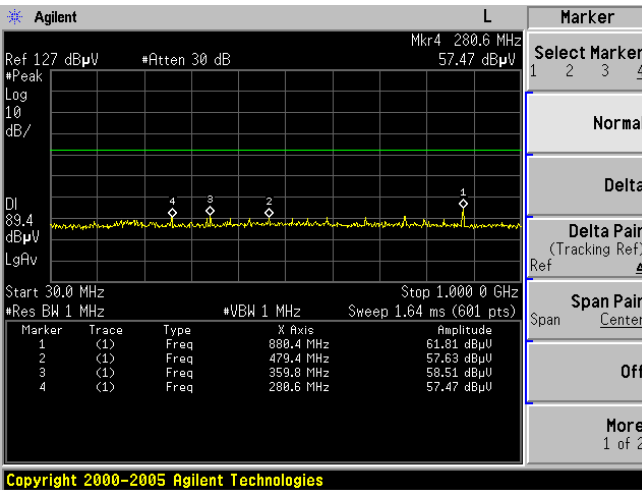


Test CH11: 2462MHz

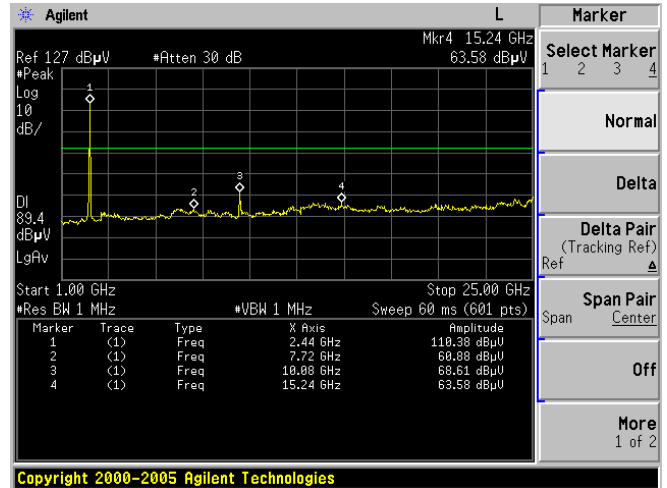
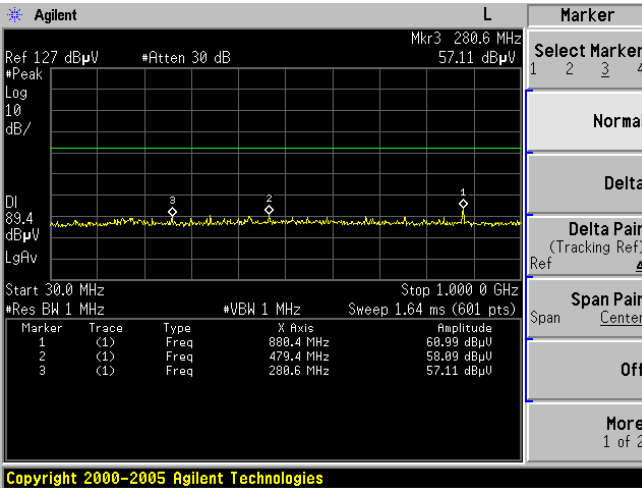


Test Mode: IEEE 802.11n TX (HT20)

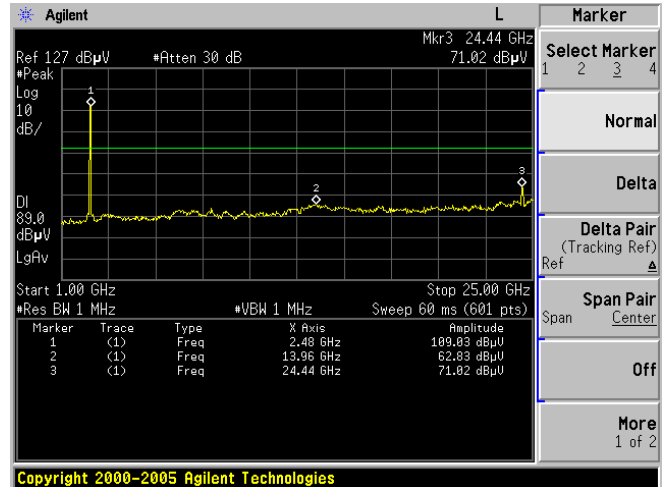
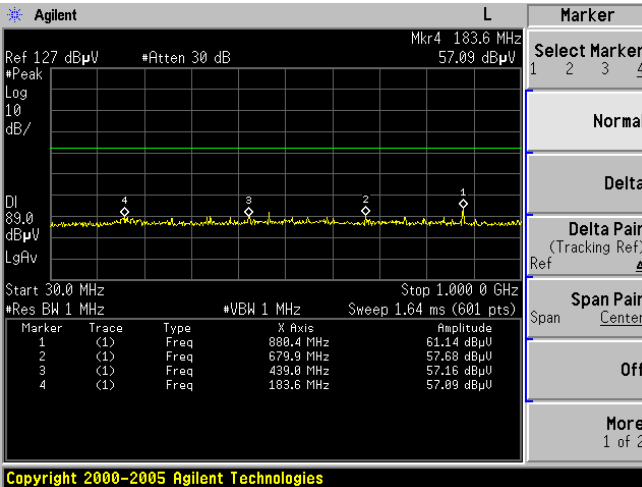
Test CH1: 2412MHz



Test CH6: 2437MHz

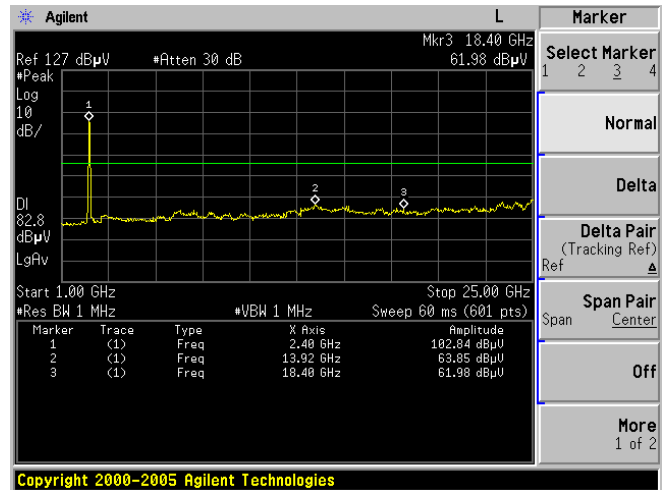
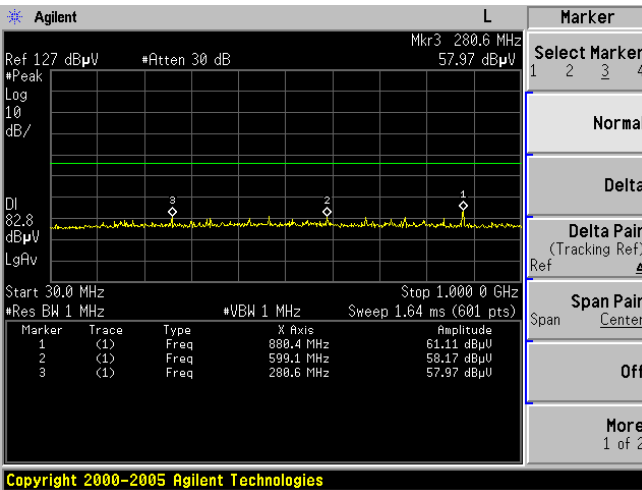


Test CH11: 2462MHz

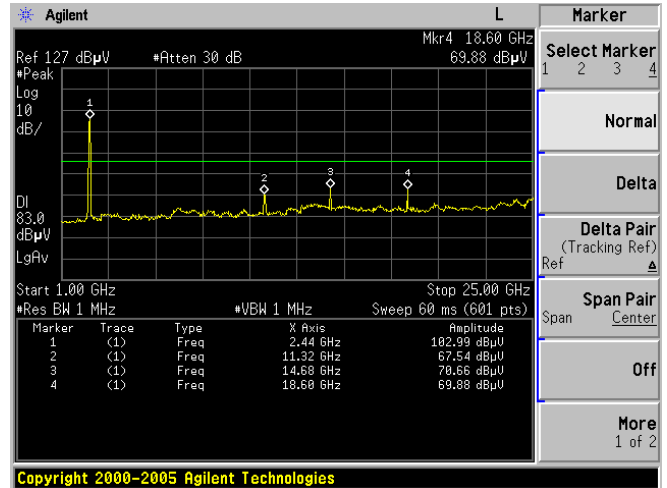
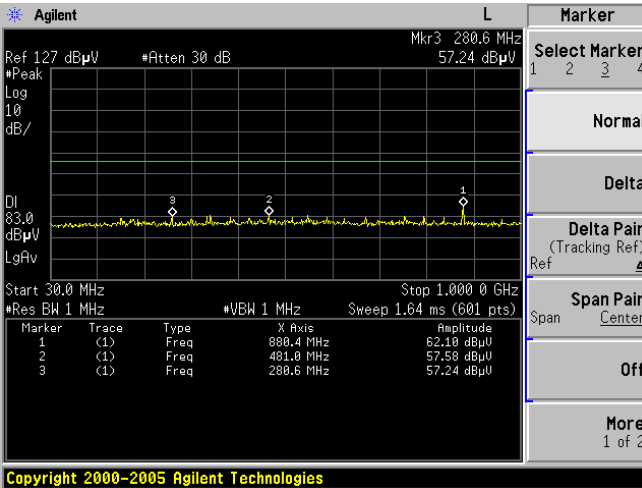


Test Mode: IEEE 802.11n TX (HT40)

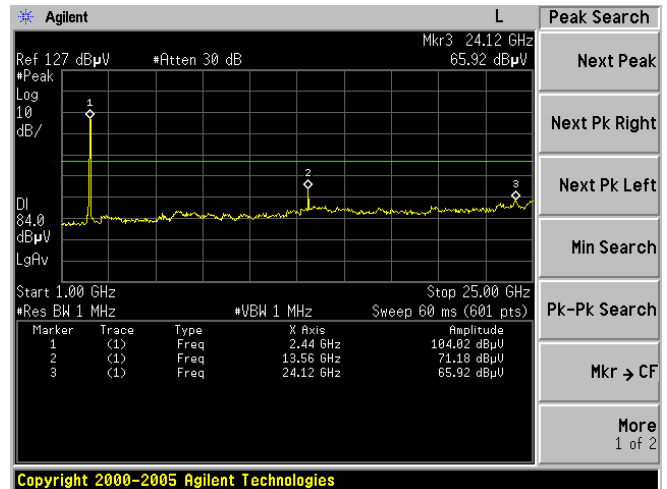
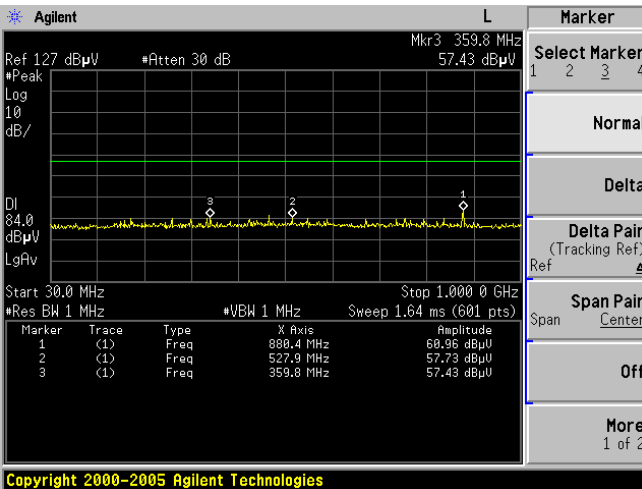
Test CH1: 2422MHz



Test CH4: 2437MHz



Test CH7: 2452MHz



## 5. 6dB Bandwidth Test

### 5.1. Test Equipment

Item	Equipment	Manufacturer	Model No.	Serial No.	Last Cal.	Cal. Interval
1.	Spectrum Analyzer	Agilent	E4446A	US44300459	May,11, 07	1 Year
2	RF Cable	MIYAZAKI	8D-FB	NO 3	May,11,07	1 Year

### 5.2. Test Information

EUT:	Wireless N PCI Adapter
M/N:	TL-WN851N
Test Date:	Apr.20, 2008
Ambient Temperature:	23°C
Relative Humidity:	60%
Test standard:	FCC PART 15C: 15.247
Test mode:	IEEE 802.11b TX / IEEE 802.11g TX IEEE 802.11n TX (HT20) / IEEE 802.11n TX (HT40)
Test Frequency:	11b,11g,11n HT20: CH1: 2412MHz CH6: 2437MHz CH11: 2462MHz 11n HT40: CH1: 2422MHz CH4: 2437MHz CH7: 2452MHz
Tested By:	Jamy

### 5.3. Test Procedure

The transmitter output was connected to a spectrum analyzer via a Attenuator . The bandwidth of the fundamental frequency was measured by spectrum analyzer with 100 KHz RBW and 100 KHz VBW. The 6dB bandwidth is defined as the total spectrum the power of which is higher than peak power minus 6dB.

## 5.4. Test Results

### Test Mode: IEEE 802.11b TX

CH	6dB Bandwidth (MHz)	Limit	Conclusion
1	12.00	>500	PASS
6	12.53	>500	PASS
11	12.00	>500	PASS

### Test Mode: IEEE 802.11g TX

CH	6dB Bandwidth (MHz)	Limit	Conclusion
1	16.53	>500	PASS
6	16.53	>500	PASS
11	16.53	>500	PASS

### Test Mode: IEEE 802.11n TX (HT20)

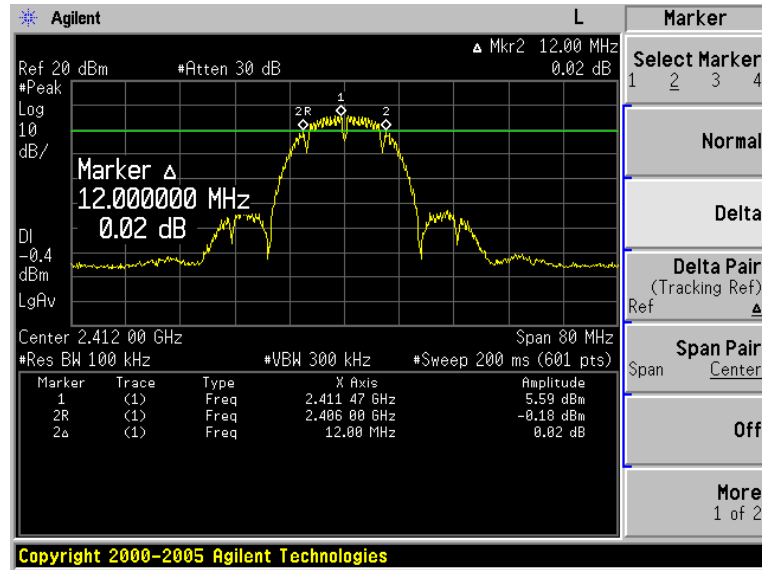
CH	6dB Bandwidth (MHz)	Limit	Conclusion
1	17.87	>500	PASS
6	17.87	>500	PASS
11	17.87	>500	PASS

### Test Mode: IEEE 802.11n TX (HT40)

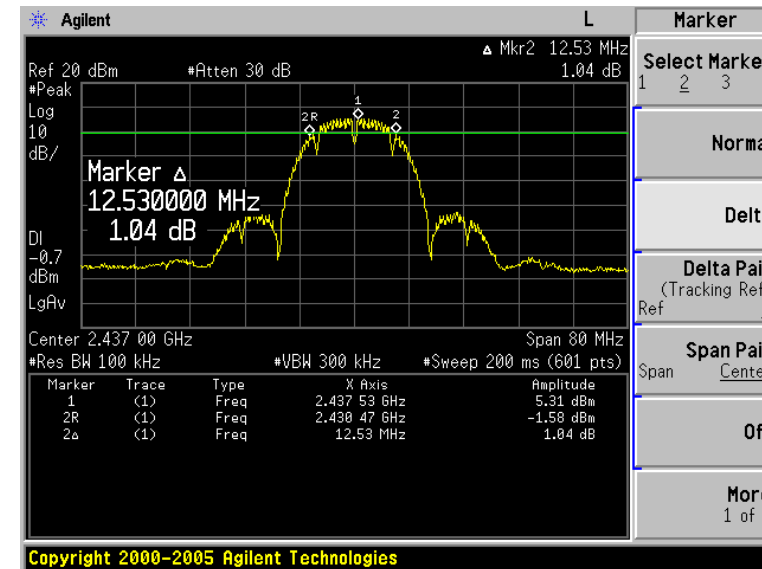
CH	6dB Bandwidth (MHz)	Limit	Conclusion
1	36.27	>500	PASS
4	36.27	>500	PASS
7	36.53	>500	PASS

Test Mode: IEEE 802.11b TX

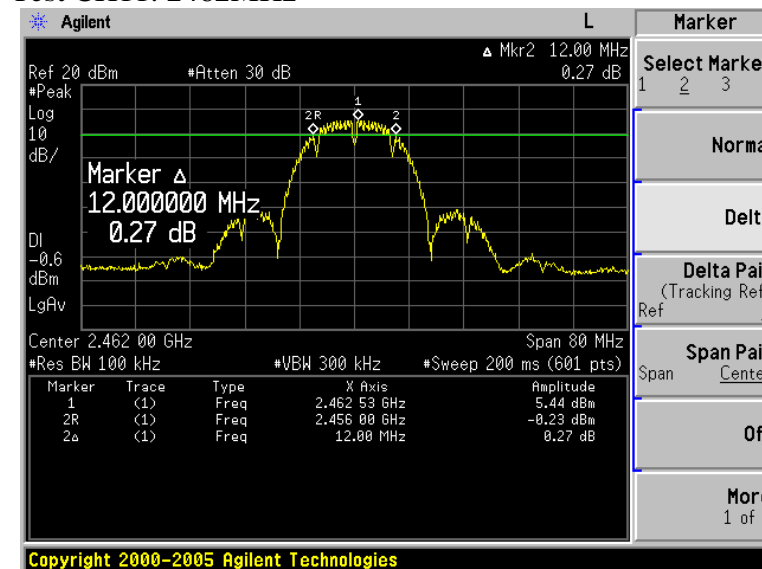
Test CH1: 2412MHz



Test CH6: 2437MHz



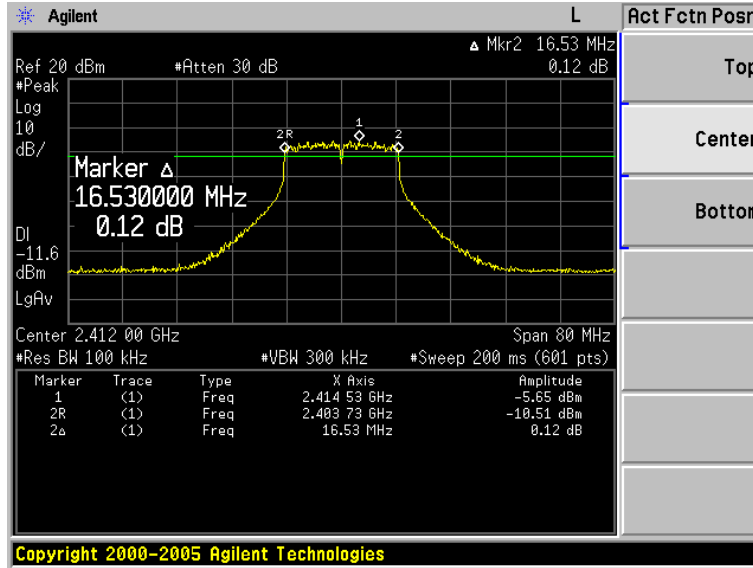
Test CH11: 2462MHz



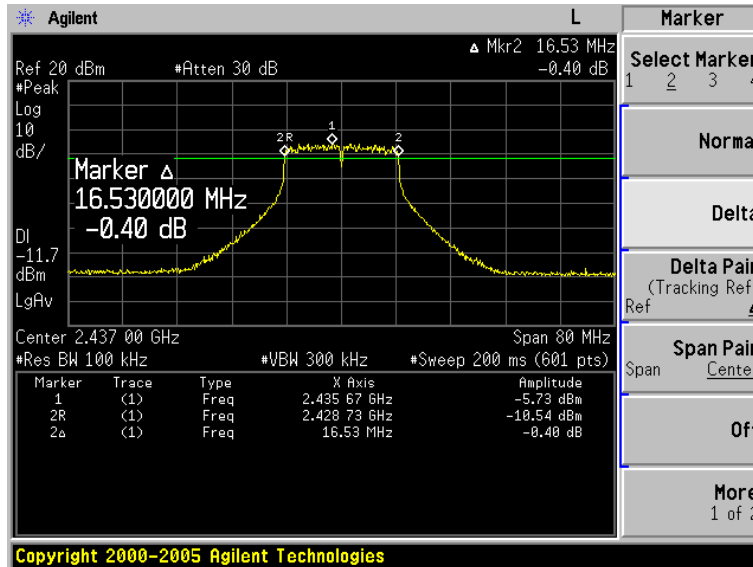


Test Mode: IEEE 802.11g TX

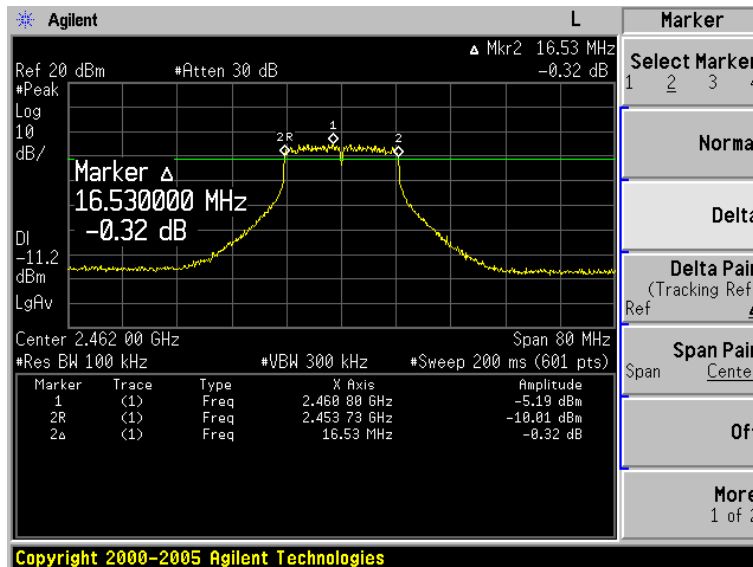
Test CH1: 2412MHz



Test CH6: 2437MHz

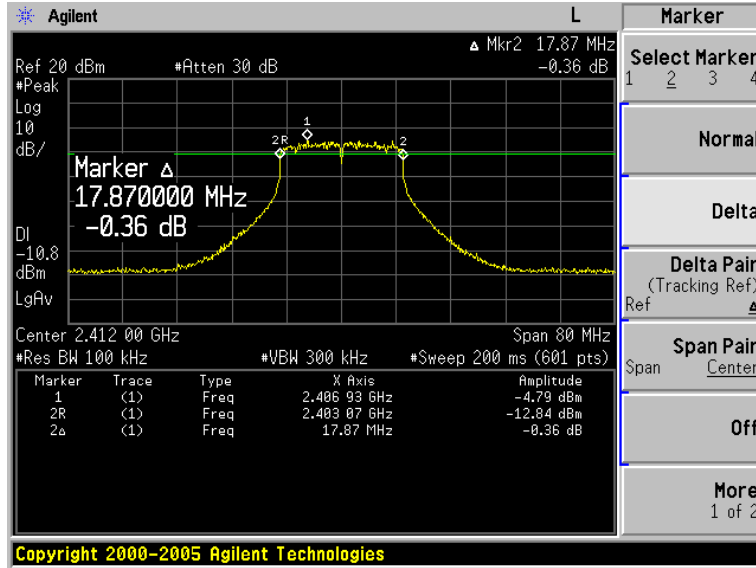


Test CH11: 2462MHz

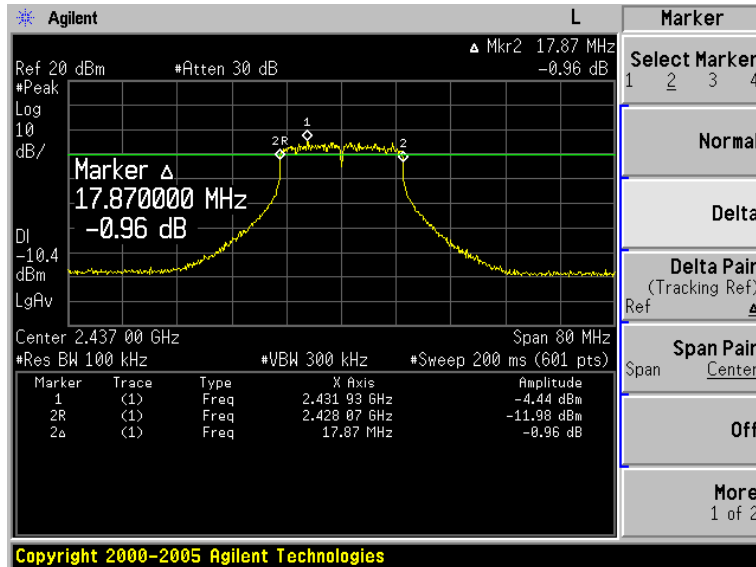


Test Mode: IEEE 802.11n TX (HT20)

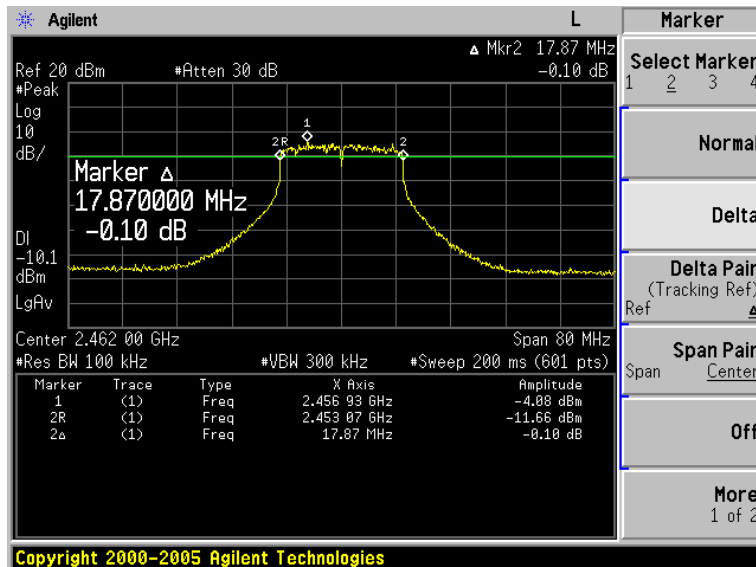
Test CH1: 2412MHz



Test CH6: 2437MHz

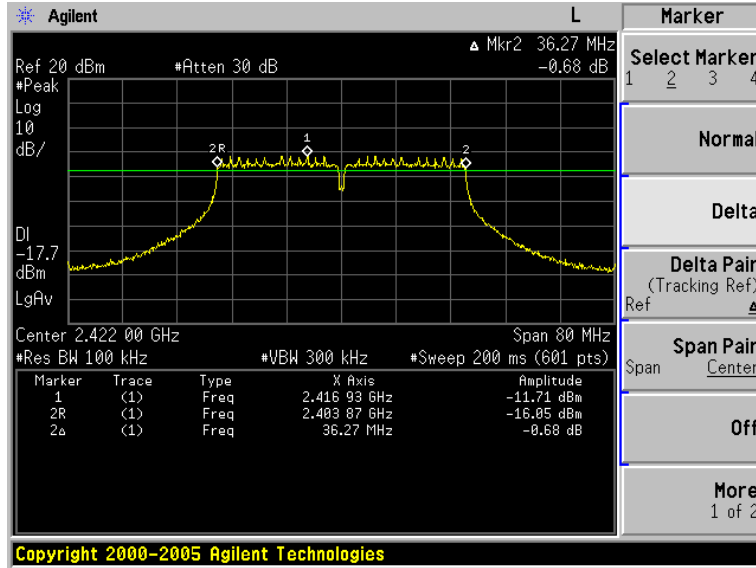


Test CH11: 2462MHz

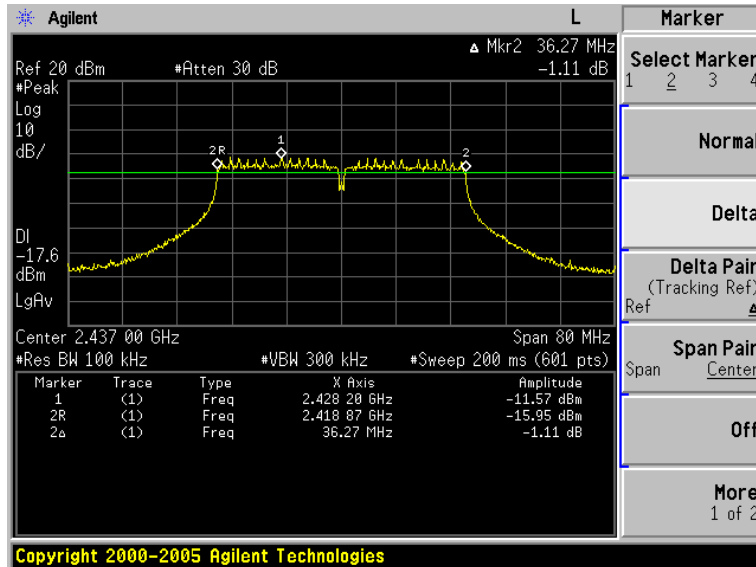


Test Mode: IEEE 802.11n TX (HT40)

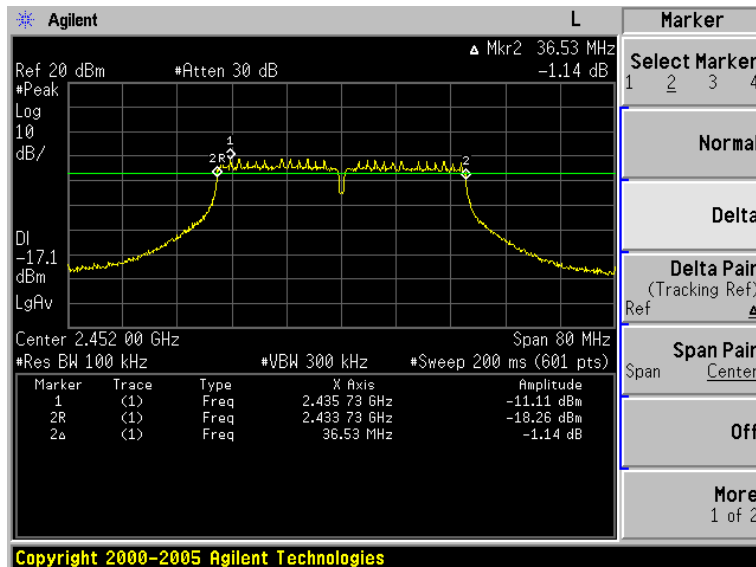
Test CH1: 2422MHz



Test CH4: 2437MHz



Test CH7: 2452MHz



## 6. OUTPUT POWER TEST

### 6.1. Test Equipment

Item	Equipment	Manufacturer	Model No.	Serial No.	Last Cal.	Cal. Interval
1.	Spectrum Analyzer	Agilent	E4446A	US44300459	May,11, 07	1 Year
2	RF Cable	MIYAZAKI	8D-FB	NO 3	May,11,07	1 Year
3	Power meter	Anritsu	ML2487	6K00002472	May,11,07	1 Year

### 6.2. Test Procedure

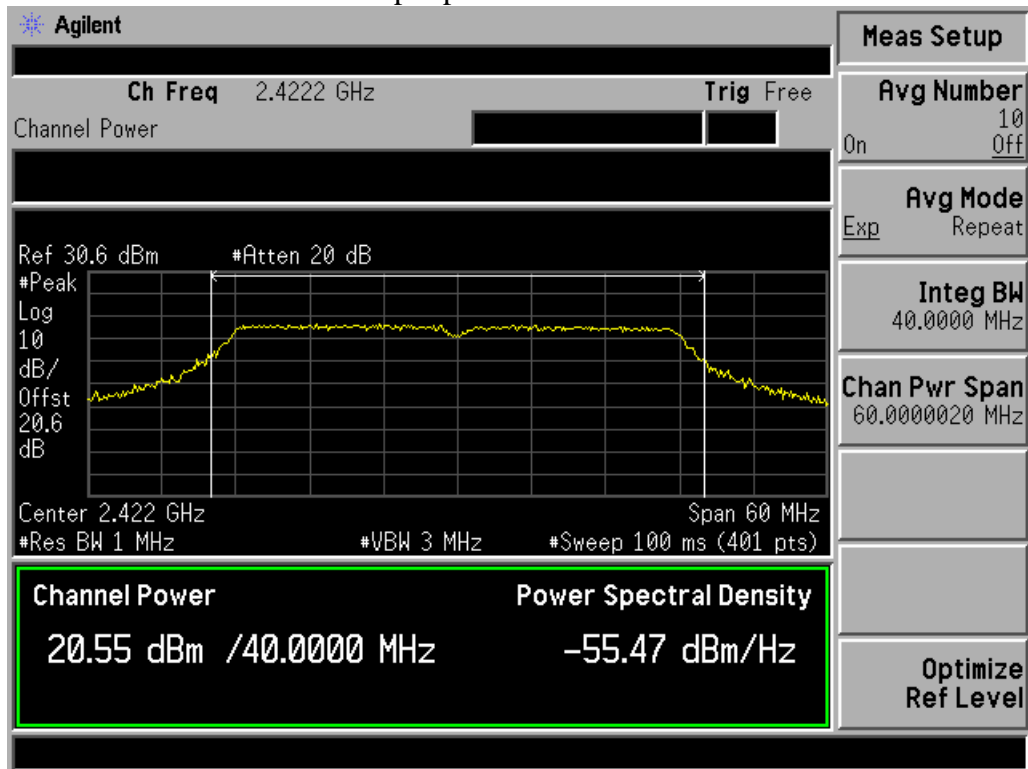
1, For IEEE 802.11b/g and IEEE802.11n HT20 mode, the transmitter output was connected to a power meter, use the power meter to read out the peak output power.

2, For IEEE802.11n HT40 mode the transmitter output was connected to a Spectrum Analyzer through a 20dB Attenuator, and use the channel power measure function of Spectrum Analyzer to read out the peak output power.

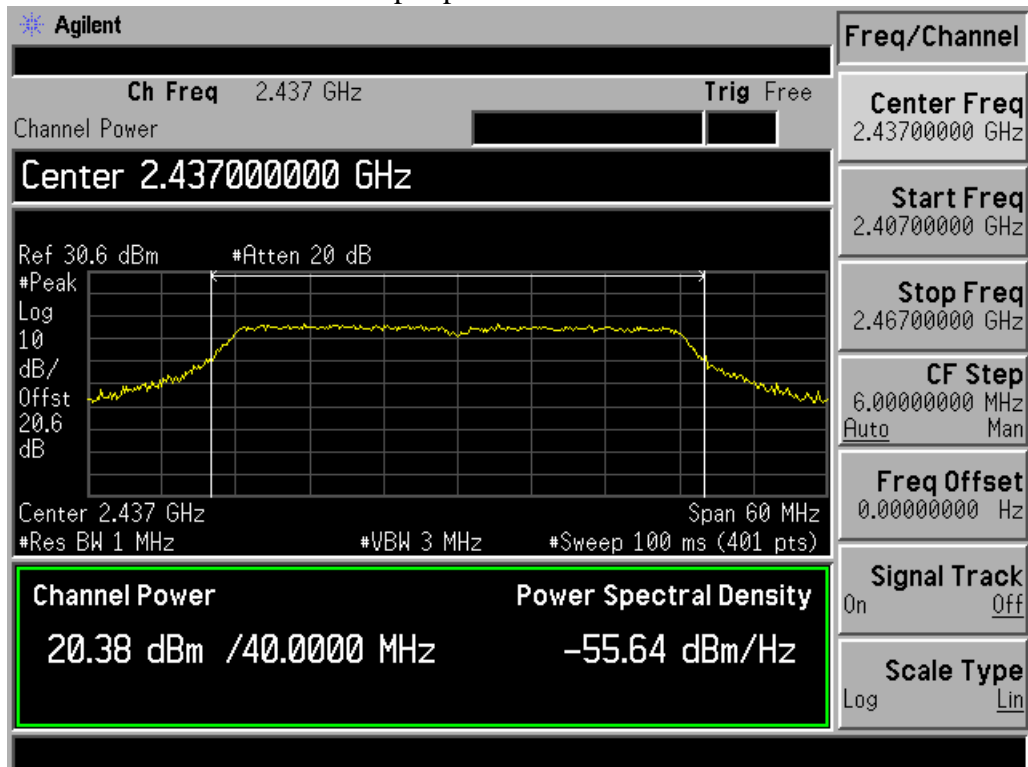
## 6.3.Test Results

EUT: Wireless N PCI Adapter M/N:TL-WN851N					
Power: DC 3.3V From PC 120V/60Hz					
Data Rate:11b 1Mbps ; 11g : 6Mbps ; 11n HT20 : 6.5Mbps ; 11n HT40 : 13.5Mbps(Note 1)					
Ambient Temperature:23°C			Relative Humidity: 60%		
Test date: 2008/04/14		Test site: RF site		Tested By: Jamy	
Cable Loss: 0.6dB Antenna Gain:2dBi					
Test CH	11b,11g,11n HT20	CH1:2412MHz CH6:2437MHz CH11:2462MHz			
Test CH	11n HT40	CH1:2422MHz CH4:2437MHz CH7:2452MHz			
Mode	CH	Chain1	Chain2	Result	
		Peak Level (dBm)	Peak Level (dBm)	Peak Total Power (dBm)	Limit (dBm)
11b	CH1	16.72	16.94	<b>19.84</b>	30.00
	CH6	17.18	16.99	<b>20.10</b>	30.00
	CH11	16.83	17.02	<b>19.94</b>	30.00
11g	CH1	17.96	17.98	<b>20.98</b>	30.00
	CH6	18.94	19.22	<b>22.09</b>	30.00
	CH11	17.99	18.33	<b>21.17</b>	30.00
11n HT20	CH1	17.92	18.16	<b>21.05</b>	30.00
	CH6	19.45	19.56	<b>22.52</b>	30.00
	CH11	17.95	18.06	<b>21.02</b>	30.00
11n HT40	CH1	20.55	20.60	<b>23.59</b>	30.00
	CH4	20.38	20.56	<b>23.48</b>	30.00
	CH7	20.25	20.47	<b>23.37</b>	30.00
Note1:According Exploratory test, These data rate have the maximum output power					
Note2: Total power=Chain1 Level +Chain2 Level (Linear)					

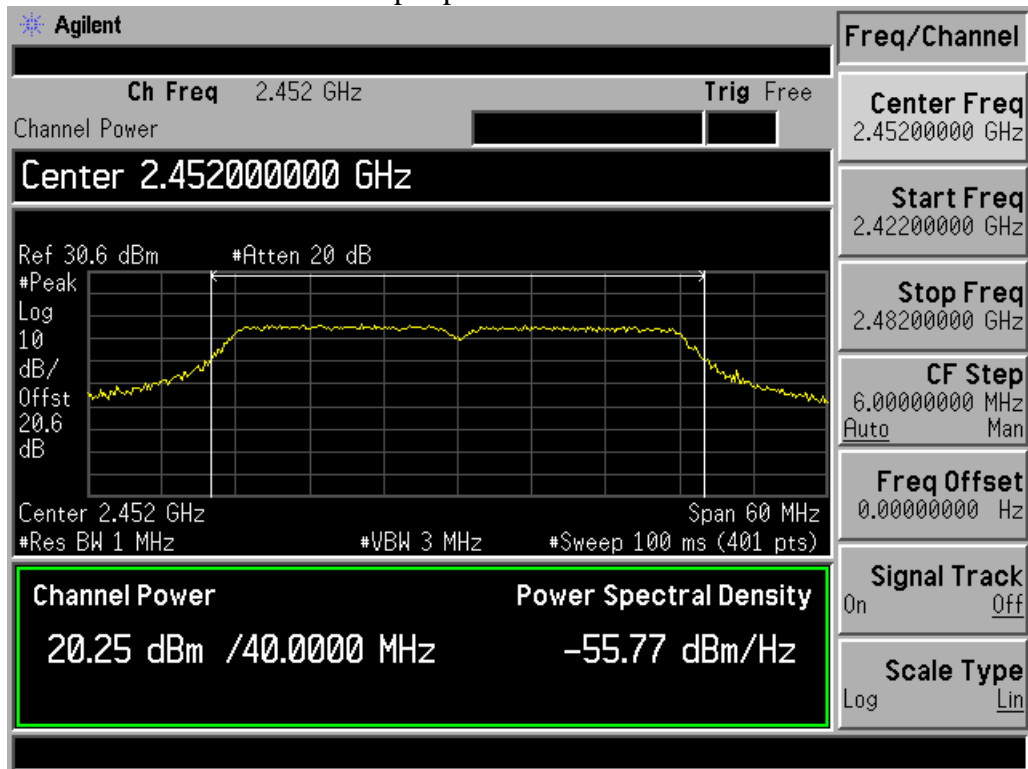
11n HT40 CH1 Chain1 Peak output power:



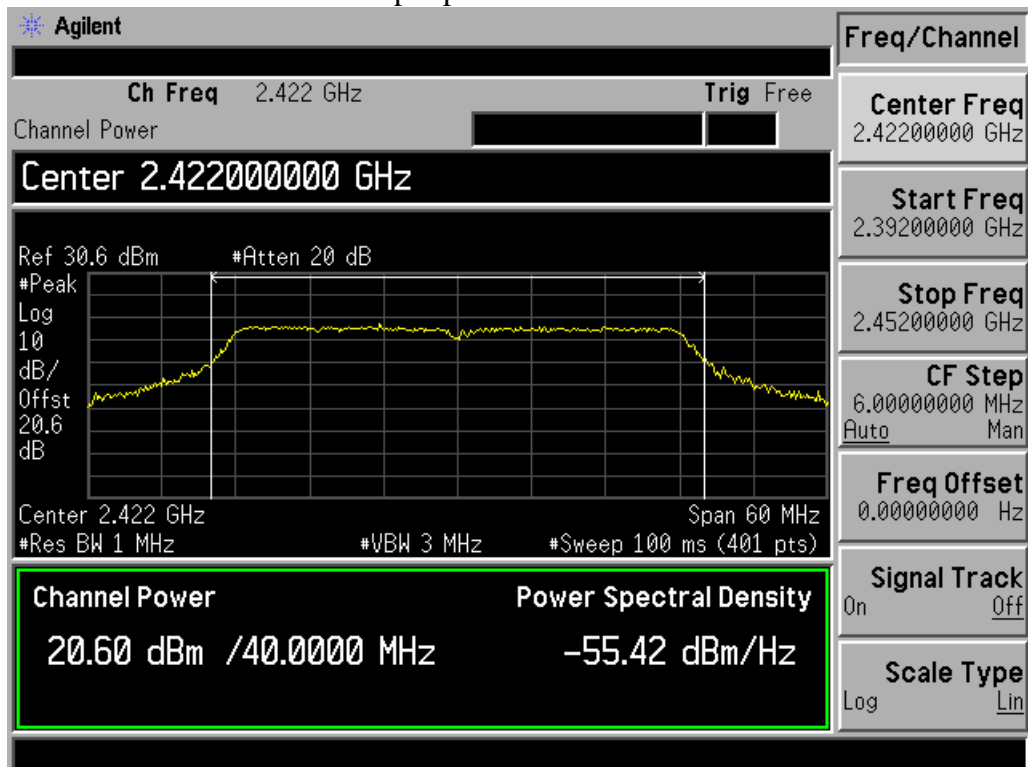
11n HT40 CH4 Chain1 Peak output power:



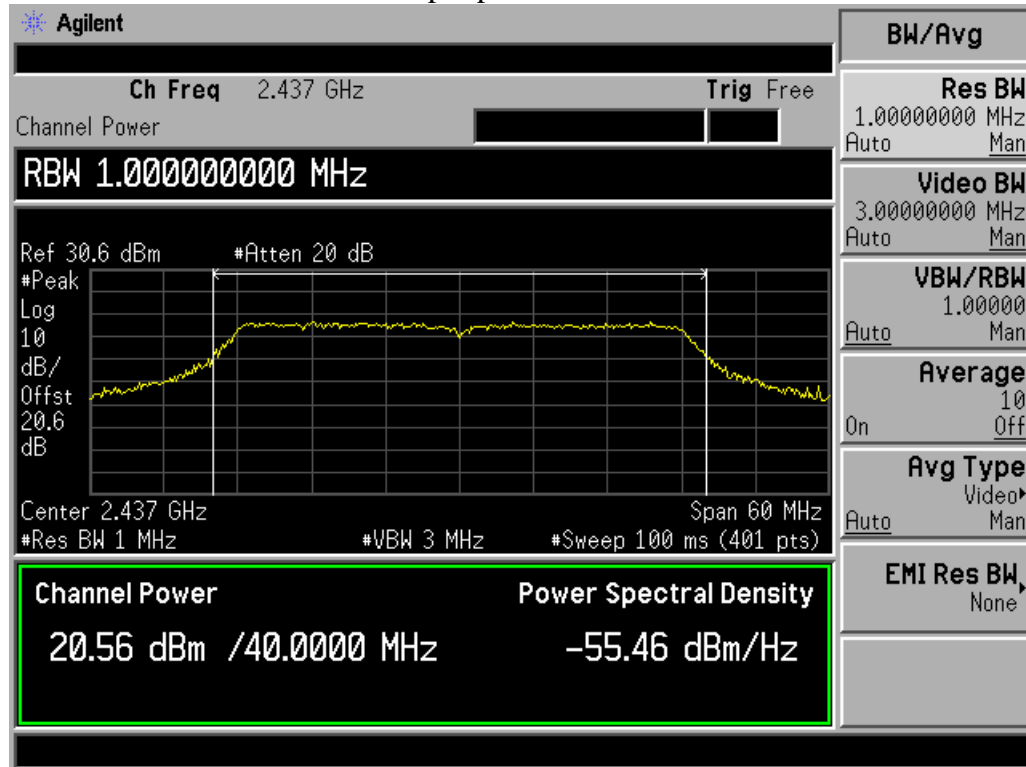
11n HT40 CH7 Chain1 Peak output power:



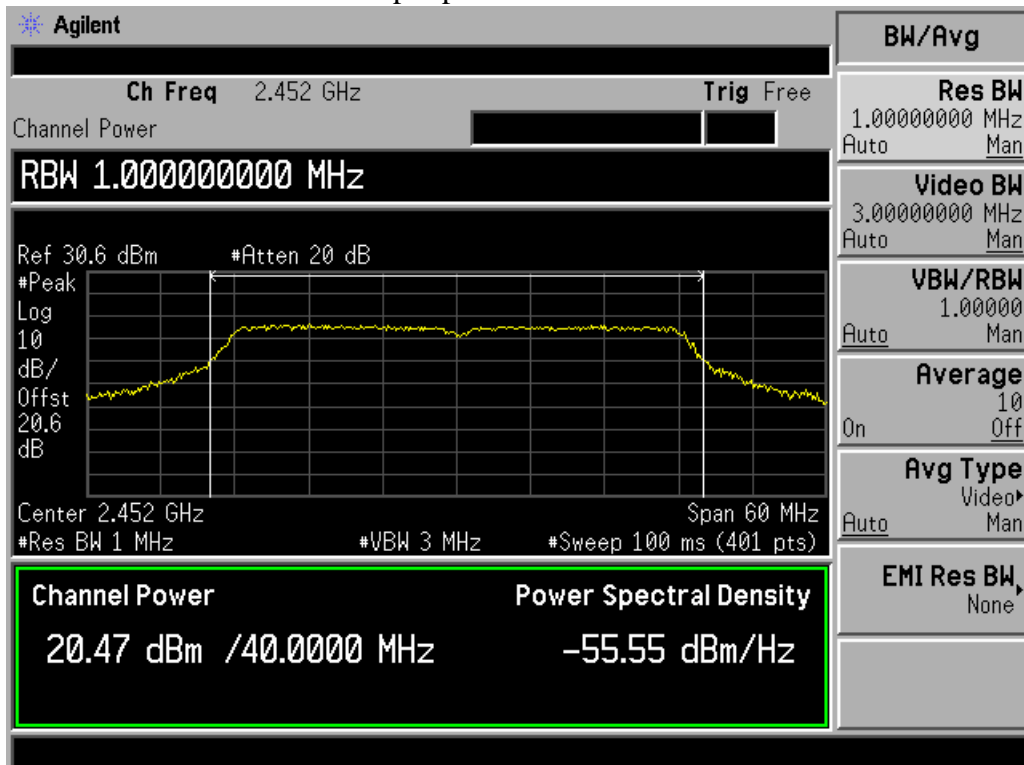
11n HT40 CH1 Chain2 Peak output power:



11n HT40 CH4 Chain2 Peak output power:



11n HT40 CH7 Chain2 Peak output power:





## 7. BAND EDGE COMPLIANCE TEST

### 7.1. Test Equipment

Item	Equipment	Manufacturer	Model No.	Serial No.	Last Cal.	Cal. Interval
1.	Spectrum Analyzer	Agilent	E4446A	US44300459	May,11, 07	1 Year
2.	Amp	HP	8449B	3008A00863	May 11, 07	1 Year
3.	Antenna	EMCO	3115	9607-4877	Jan. 23, 07	1.5 Year
4.	HF Cable	Hubersuhne	Sucoflex104	-	May 11, 07	1 Year

### 7.2. Limit

According to §15.247(c), in any 100 kHz bandwidth outside the frequency bands in which the spread spectrum intentional radiator is operating, the radio frequency power that is produced by the intentional radiator shall be at least 20dB below that in the 100kHz bandwidth within the band that contains the highest level of the desired power. In addition, radiated emissions which fall in the restricted bands, as defined in §15.205(a), must also comply with the radiated emission limits specified in 15.209(a).

### 7.3. Test Procedure

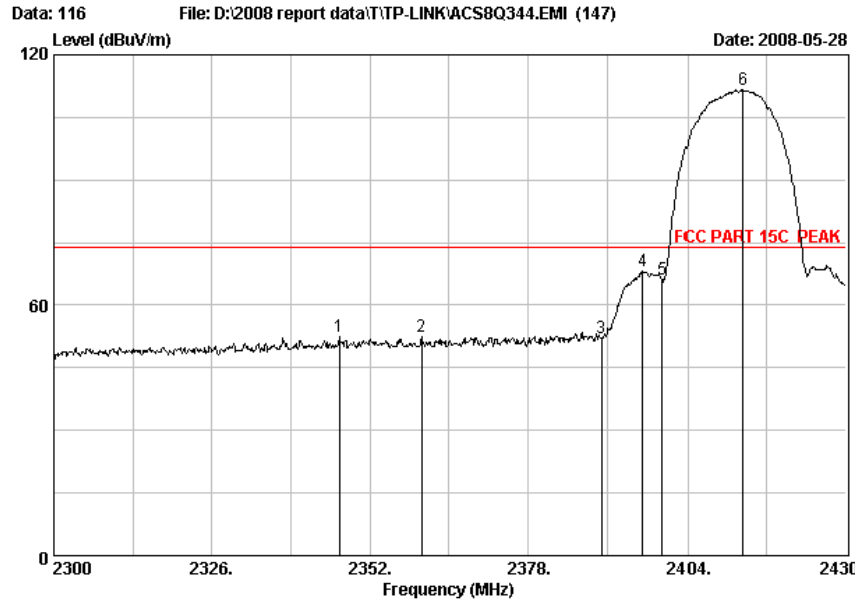
1. The EUT is placed on a turntable, which is 0.8m above the ground plane and worked at highest radiated power.
2. The turntable was rotated for 360 degrees to determine the position of maximum emission level.
3. EUT is set 3m away from the receiving antenna, which is varied from 1m to 4m to find out the highest emission.
4. Set the spectrum analyzer in the following setting in order to capture the lower and upperband-edges of the emission:
  - (a) PEAK: RBW=VBW=1MHz / Sweep=AUTO
  - (b) AVERAGE: RBW=1MHz / VBW=10Hz / Sweep=AUTO

### 7.4. Test Results

Pass (The testing data was attached in the next pages.)



No.6 Ke Feng Road,B1;ck 52,  
ShenZhen Science & Industry Park  
Noutou,ShenZhen,GuangDong,China  
Tel:+86-755-26639495-7  
Fax:+86-755-26632877  
Postcode:518057



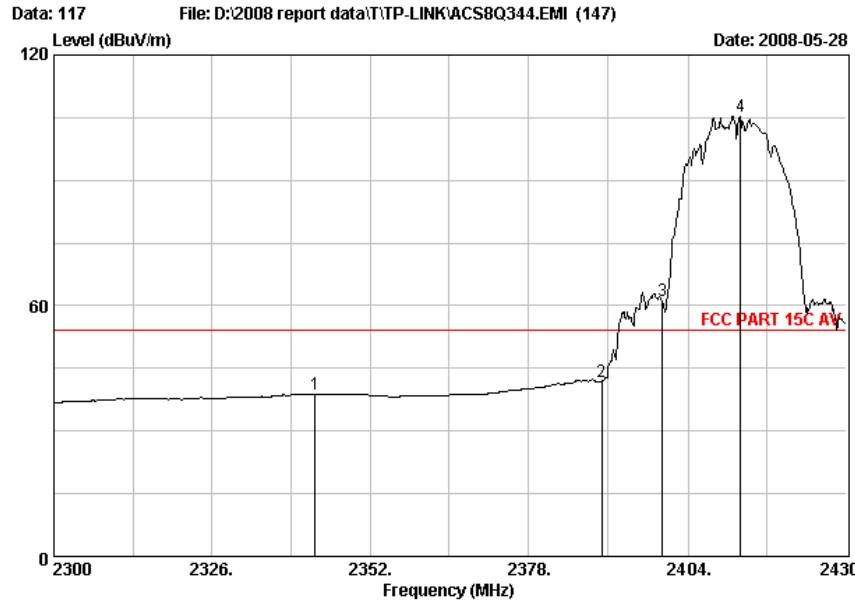
Site no. : RF Chamber Data no. : 116  
 Dis. / Ant. : 3m 3115 FACTOR Ant. pol. : VERTICAL  
 Limit : FCC PART 15C PEAK  
 Env. / Ins. : 23°C/54% Engineer : Jamy  
 EUT : Wireless N PCI Adapter M/N:TL-WN851N  
 Power Rating: DC 3.3V From PC 120V/60Hz  
 Test Mode : IEEE802.11b CH1:2412MHz Tx

	Ant.				Emission				
	Factor	Cable Loss	Amp Factor	Reading	Level	Limits	Margin	Remark	
Freq. (MHz)	(dB/m)	(dB)	(dB)	(dBuV)	(dBuV/m)	(dBuV/m)	(dB)		
1	2346.93	28.87	6.67	35.19	52.26	52.61	74.00	21.39	Peak
2	2360.45	28.91	6.69	35.19	52.03	52.44	74.00	21.56	Peak
3	2390.00	28.99	6.71	35.18	51.67	52.19	74.00	21.81	Peak
4	2396.85	28.99	6.73	35.18	67.51	68.05	74.00	5.95	Peak
5	2400.00	28.99	6.73	35.18	65.79	66.33	74.00	7.67	Peak
6	2413.10	29.03	6.77	35.17	110.95	111.58	74.00	-37.58	Peak

Remarks: 1. Emission Level= Antenna Factor + Cable Loss - Amp Factor + Reading.  
 2. The emission levels that are 20dB below the official limit are not reported.



No.6 Ke Feng Road,B1;ck 52,  
ShenZhen Science & Industry Park  
Noutou,ShenZhen,GuangDong,China  
Tel:+86-755-26639495-7  
Fax:+86-755-26632877  
Postcode:518057



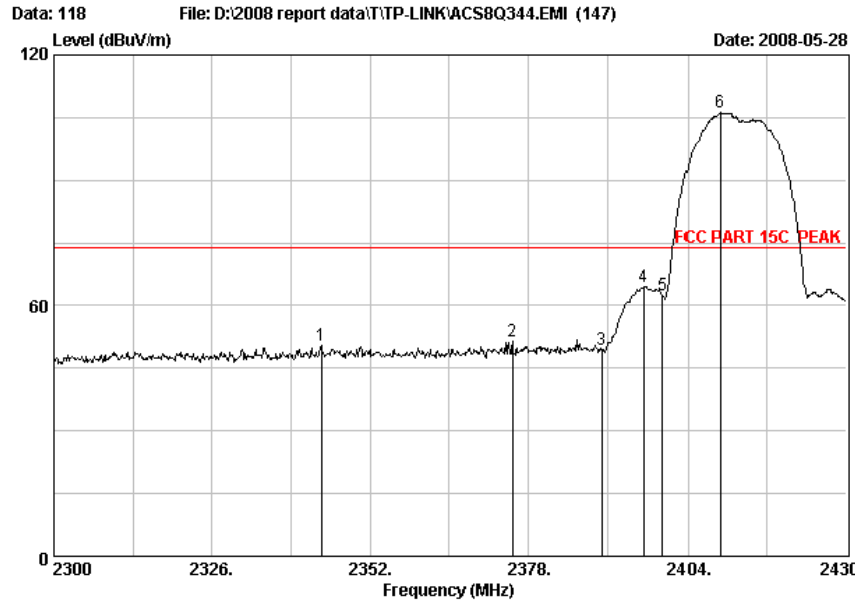
Site no. : RF Chamber Data no. : 117  
 Dis. / Ant. : 3m 3115 FACTOR Ant. pol. : VERTICAL  
 Limit : FCC PART 15C AV  
 Env. / Ins. : 23°C/54% Engineer : Jamy  
 EUT : Wireless N PCI Adapter M/N:TL-WN851N  
 Power Rating: DC 3.3V From PC 120V/60Hz  
 Test Mode : IEEE802.11b CH1:2412MHz Tx

	Freq. (MHz)	Ant. Factor (dB/m)	Cable Loss (dB)	Amp Factor (dB)	Emission		Limits (dBuV/m)	Margin (dB)	Remark
					Reading (dBuV)	Level (dBuV/m)			
1	2342.90	28.87	6.67	35.19	38.54	38.89	54.00	15.11	Average
2	2390.00	28.99	6.71	35.18	41.25	41.77	54.00	12.23	Average
3	2400.00	28.99	6.73	35.18	60.48	61.02	54.00	-7.02	Average
4	2412.58	29.03	6.77	35.17	104.78	105.41	54.00	-51.41	Average

Remarks: 1. Emission Level= Antenna Factor + Cable Loss - Amp Factor + Reading.  
 2. The emission levels that are 20dB below the official limit are not reported.



No.6 Ke Feng Road,B1;ck 52,  
ShenZhen Science & Industry Park  
Noutou,ShenZhen,GuangDong,China  
Tel:+86-755-26639495-7  
Fax:+86-755-26632877  
Postcode:518057



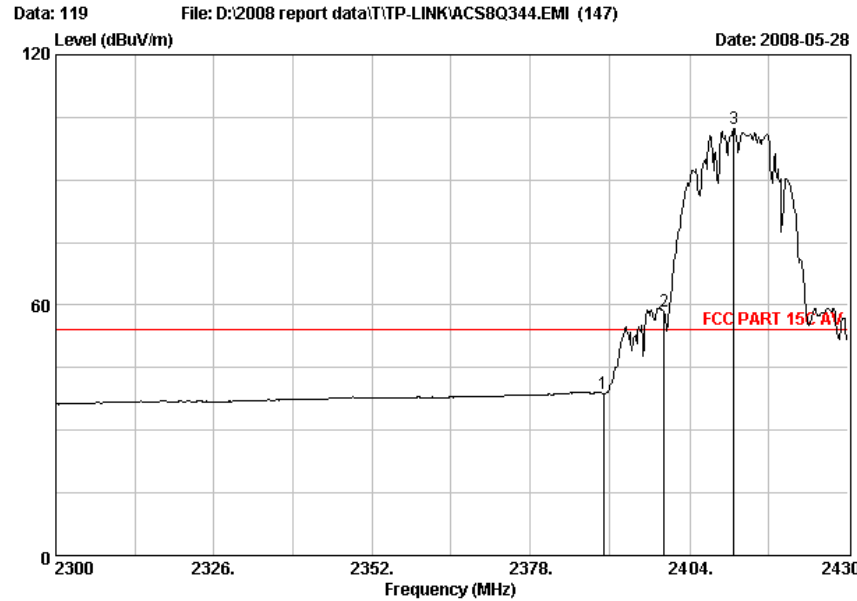
Site no. : RF Chamber Data no. : 118  
 Dis. / Ant. : 3m 3115 FACTOR Ant. pol. : HORIZONTAL  
 Limit : FCC PART 15C PEAK  
 Env. / Ins. : 23°C/54% Engineer : Jamy  
 EUT : Wireless N PCI Adapter M/N:TL-WN851N  
 Power Rating: DC 3.3V From PC 120V/60Hz  
 Test Mode : IEEE802.11b CH1:2412MHz Tx

	Freq. (MHz)	Ant. Factor (dB/m)	Cable Loss (dB)	Amp Factor (dB)	Reading (dBuV)	Emission Level (dBuV/m)	Limits (dBuV/m)	Margin (dB)	Remark
1	2343.94	28.87	6.67	35.19	50.01	50.36	74.00	23.64	Peak
2	2375.40	28.95	6.71	35.19	50.97	51.44	74.00	22.56	Peak
3	2390.00	28.99	6.71	35.18	49.00	49.52	74.00	24.48	Peak
4	2396.98	28.99	6.73	35.18	64.12	64.66	74.00	9.34	Peak
5	2400.00	28.99	6.73	35.18	61.92	62.46	74.00	11.54	Peak
6	2409.33	29.03	6.73	35.18	105.64	106.22	74.00	-32.22	Peak

Remarks: 1. Emission Level= Antenna Factor + Cable Loss - Amp Factor + Reading.  
 2. The emission levels that are 20dB below the official limit are not reported.



No.6 Ke Feng Road,B1;ck 52,  
ShenZhen Science & Industry Park  
Noutou,ShenZhen,GuangDong,China  
Tel:+86-755-26639495-7  
Fax:+86-755-26632877  
Postcode:518057



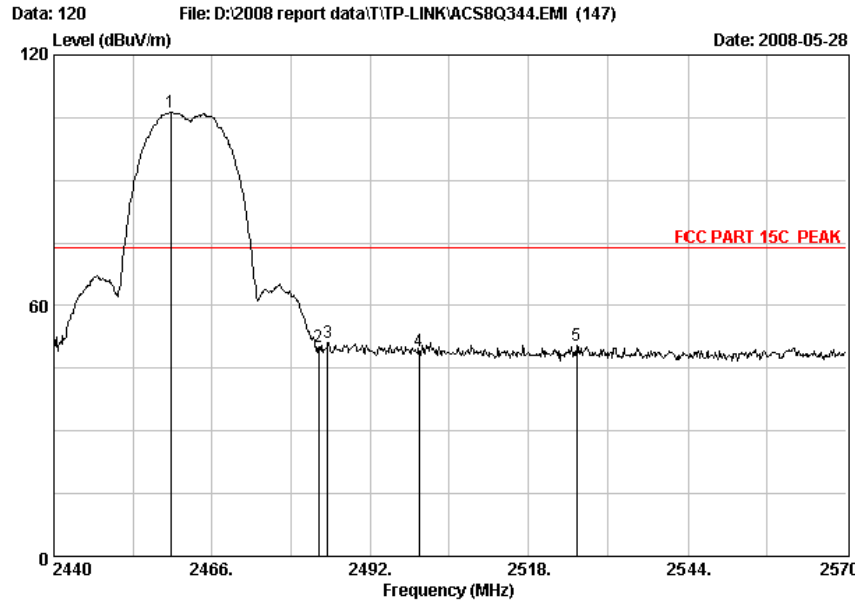
Site no. : RF Chamber Data no. : 119  
 Dis. / Ant. : 3m 3115 FACTOR Ant. pol. : HORIZONTAL  
 Limit : FCC PART 15C AV  
 Env. / Ins. : 23°C/54% Engineer : Jamy  
 EUT : Wireless N PCI Adapter M/N:TL-WN851N  
 Power Rating: DC 3.3V From PC 120V/60Hz  
 Test Mode : IEEE802.11b CH1:2412MHz Tx

	Freq. (MHz)	Ant. Factor (dB/m)	Cable Loss (dB)	Amp Factor (dB)	Reading (dBuV)	Emission Level (dBuV/m)	Limits (dBuV/m)	Margin (dB)	Remark
1	2390.00	28.99	6.71	35.18	38.34	38.86	54.00	15.14	Average
2	2400.00	28.99	6.73	35.18	57.85	58.39	54.00	-4.39	Average
3	2411.28	29.03	6.73	35.18	101.75	102.33	54.00	-48.33	Average

Remarks: 1. Emission Level= Antenna Factor + Cable Loss - Amp Factor + Reading.  
 2. The emission levels that are 20dB below the official limit are not reported.



No.6 Ke Feng Road,B1;ck 52,  
ShenZhen Science & Industry Park  
Noutou,ShenZhen,GuangDong,China  
Tel:+86-755-26639495-7  
Fax:+86-755-26632877  
Postcode:518057



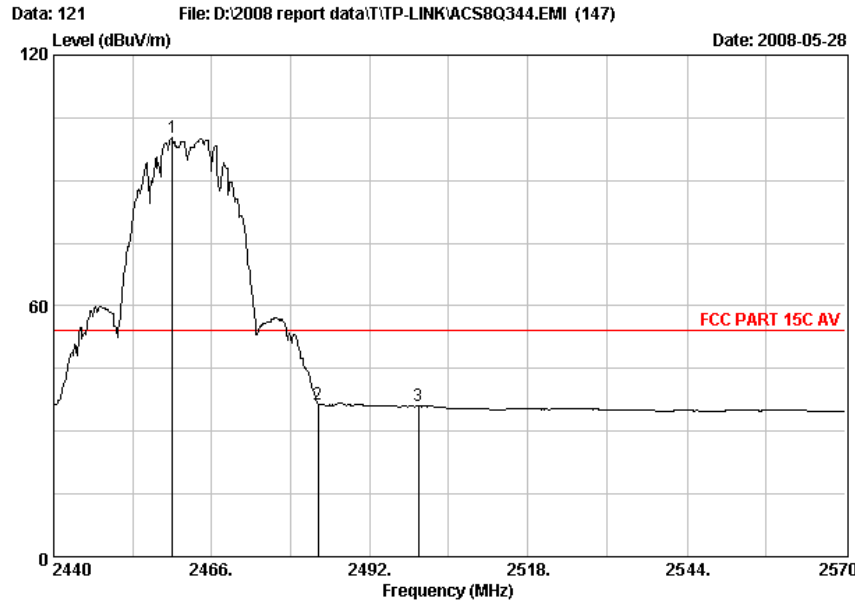
Site no. : RF Chamber Data no. : 120  
 Dis. / Ant. : 3m 3115 FACTOR Ant. pol. : HORIZONTAL  
 Limit : FCC PART 15C PEAK  
 Env. / Ins. : 23°C/54% Engineer : Jamy  
 EUT : Wireless N PCI Adapter M/N:TL-WN851N  
 Power Rating: DC 3.3V From PC 120V/60Hz  
 Test Mode : IEEE802.11b CH11:2462MHz Tx

	Freq. (MHz)	Ant. Factor (dB/m)	Cable Loss (dB)	Amp Factor (dB)	Reading (dBuV)	Emission		Margin (dB)	Remark
						Level (dBuV/m)	Limits (dBuV/m)		
1	2459.24	29.15	6.84	35.17	105.58	106.40	54.00	-52.40	Peak
2	2483.50	29.19	6.87	35.16	49.23	50.13	54.00	3.87	Peak
3	2484.98	29.19	6.87	35.16	50.32	51.22	54.00	2.78	Peak
4	2500.00	29.23	6.91	35.15	48.11	49.10	54.00	4.90	Peak
5	2525.93	29.35	6.93	35.14	49.29	50.43	54.00	3.57	Peak

Remarks: 1. Emission Level= Antenna Factor + Cable Loss - Amp Factor + Reading.  
 2. The emission levels that are 20dB below the official limit are not reported.



No.6 Ke Feng Road,B1:ck 52,  
ShenZhen Science & Industry Park  
Noutou,ShenZhen,GuangDong,China  
Tel:+86-755-26639495-7  
Fax:+86-755-26632877  
Postcode:518057



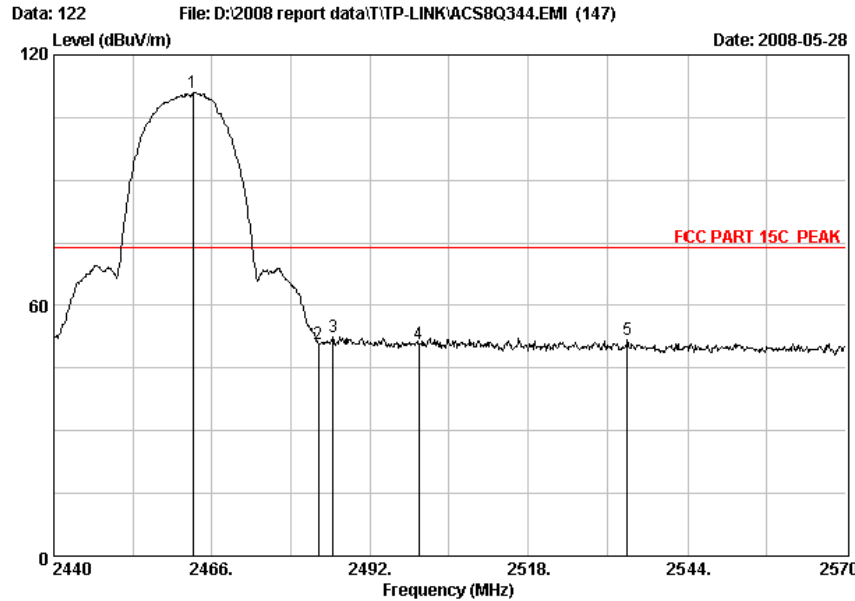
Site no. : RF Chamber Data no. : 121  
 Dis. / Ant. : 3m 3115 FACTOR Ant. pol. : HORIZONTAL  
 Limit : FCC PART 15C AV  
 Env. / Ins. : 23°C/54% Engineer : Jamy  
 EUT : Wireless N PCI Adapter M/N:TL-WN851N  
 Power Rating: DC 3.3V From PC 120W/60Hz  
 Test Mode : IEEE802.11b CH11:2462MHz Tx

	Freq. (MHz)	Ant. Factor (dB/m)	Cable Loss (dB)	Amp Factor (dB)	Reading (dBuV)	Emission Level (dBuV/m)	Limits (dBuV/m)	Margin (dB)	Remark
1	2459.50	29.15	6.84	35.17	99.32	100.14	54.00	-46.14	Average
2	2483.50	29.19	6.87	35.16	35.65	36.55	54.00	17.45	Average
3	2500.00	29.23	6.91	35.15	35.03	36.02	54.00	17.98	Average

Remarks: 1. Emission Level= Antenna Factor + Cable Loss - Amp Factor + Reading.  
 2. The emission levels that are 20dB below the official limit are not reported.



No.6 Ke Feng Road,B1;ck 52,  
ShenZhen Science & Industry Park  
Noutou,ShenZhen,GuangDong,China  
Tel:+86-755-26639495-7  
Fax:+86-755-26632877  
Postcode:518057



Site no. : RF Chamber Data no. : 122  
 Dis. / Ant. : 3m 3115 FACTOR Ant. pol. : VERTICAL  
 Limit : FCC PART 15C PEAK  
 Env. / Ins. : 23°C/54% Engineer : Jamy  
 EUT : Wireless N PCI Adapter M/N:TL-WN851N  
 Power Rating: DC 3.3V From PC 120V/60Hz  
 Test Mode : IEEE802.11b CH11:2462MHz Tx

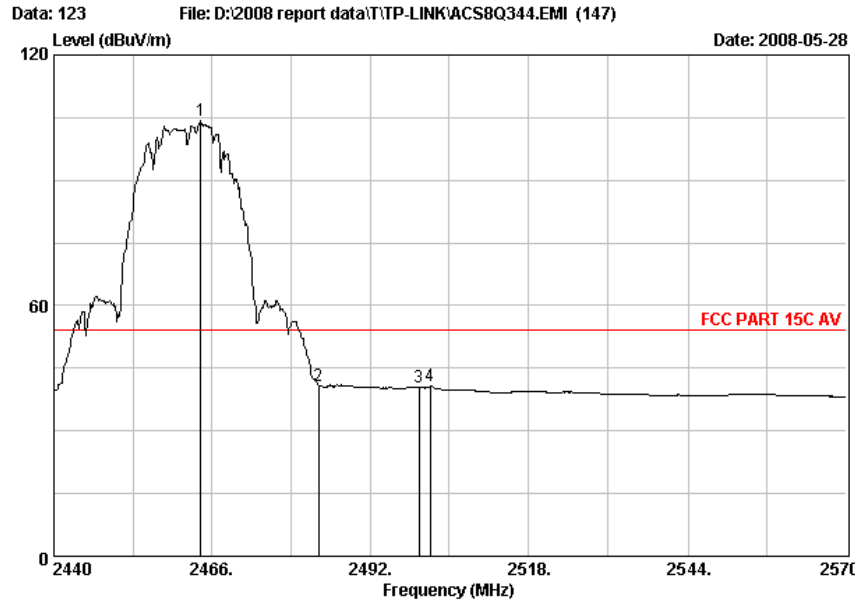
	Freq. (MHz)	Ant. Factor (dB/m)	Cable Loss (dB)	Amp Factor (dB)	Reading (dBuV)	Emission Level (dBuV/m)	Limits (dBuV/m)	Margin (dB)	Remark
1	2462.88	29.15	6.84	35.16	110.09	110.92	74.00	-36.92	Peak
2	2483.50	29.19	6.87	35.16	49.99	50.89	74.00	23.11	Peak
3	2485.89	29.19	6.87	35.16	51.73	52.63	74.00	21.37	Peak
4	2500.00	29.23	6.91	35.15	49.80	50.79	74.00	23.21	Peak
5	2534.25	29.35	6.96	35.14	50.65	51.82	74.00	22.18	Peak

Remarks: 1. Emission Level= Antenna Factor + Cable Loss - Amp Factor + Reading.  
 2. The emission levels that are 20dB below the official limit are not reported.





No.6 Ke Feng Road,B1;ck 52,  
ShenZhen Science & Industry Park  
Noutou,ShenZhen,GuangDong,China  
Tel:+86-755-26639495-7  
Fax:+86-755-26632877  
Postcode:518057



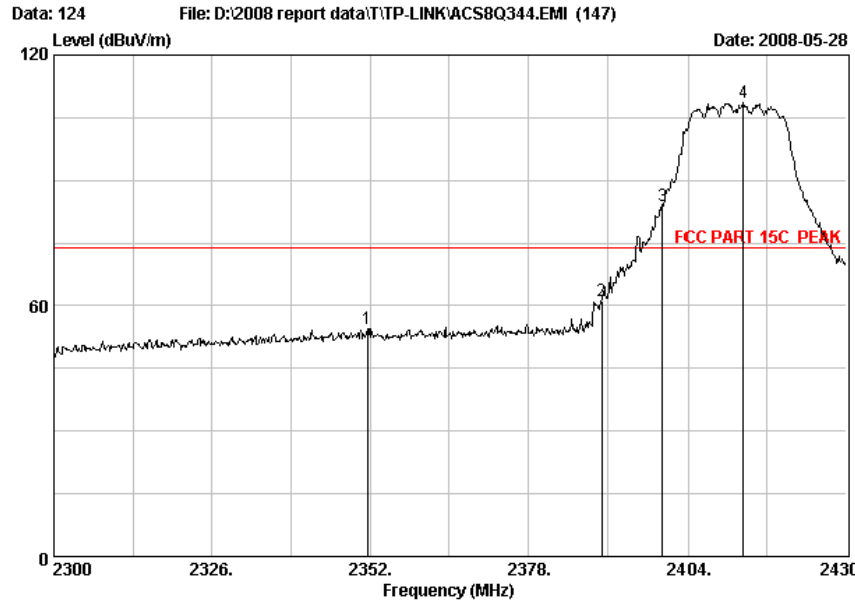
Site no. : RF Chamber Data no. : 123  
 Dis. / Ant. : 3m 3115 FACTOR Ant. pol. : VERTICAL  
 Limit : FCC PART 15C AV  
 Env. / Ins. : 23°C/54% Engineer : Jamy  
 EUT : Wireless N PCI Adapter M/N:TL-WN851N  
 Power Rating: DC 3.3V From PC 120V/60Hz  
 Test Mode : IEEE802.11b CH11:2462MHz Tx

	Freq. (MHz)	Ant. Factor (dB/m)	Cable Loss (dB)	Amp Factor (dB)	Reading (dBuV)	Emission Level (dBuV/m)	Limits (dBuV/m)	Margin (dB)	Remark
1	2464.18	29.15	6.84	35.16	103.29	104.12	54.00	-50.12	Average
2	2483.50	29.19	6.87	35.16	39.94	40.84	54.00	13.16	Average
3	2500.00	29.23	6.91	35.15	39.39	40.38	54.00	13.62	Average
4	2501.88	29.23	6.91	35.15	39.76	40.75	54.00	13.25	Average

Remarks: 1. Emission Level= Antenna Factor + Cable Loss - Amp Factor + Reading.  
 2. The emission levels that are 20dB below the official limit are not reported.



No.6 Ke Feng Road,B1;ck 52,  
ShenZhen Science & Industry Park  
Noutou,ShenZhen,GuangDong,China  
Tel:+86-755-26639495-7  
Fax:+86-755-26632877  
Postcode:518057



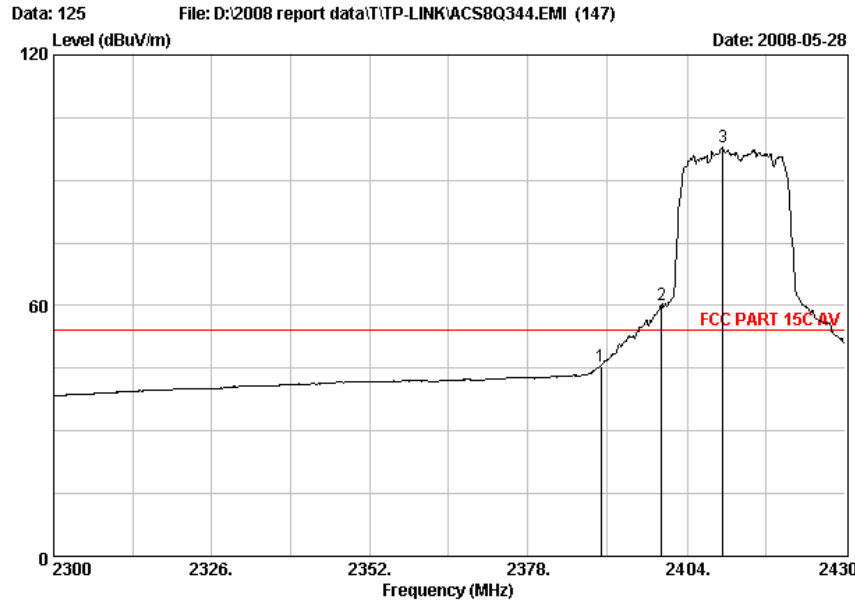
Site no. : RF Chamber Data no. : 124  
 Dis. / Ant. : 3m 3115 FACTOR Ant. pol. : VERTICAL  
 Limit : FCC PART 15C PEAK  
 Env. / Ins. : 23°C/54% Engineer : Jamy  
 EUT : Wireless N PCI Adapter M/N:TL-WN851N  
 Power Rating: DC 3.3V From PC 120V/60Hz  
 Test Mode : IEEE802.11g CH1:2412MHz Tx

	Freq. (MHz)	Ant. Factor (dB/m)	Cable Loss (dB)	Amp Factor (dB)	Reading (dBuV)	Emission Level (dBuV/m)	Limits (dBuV/m)	Margin (dB)	Remark
1	2351.48	28.87	6.67	35.19	54.29	54.64	74.00	19.36	Peak
2	2390.00	28.99	6.71	35.18	60.75	61.27	74.00	12.73	Peak
3	2400.00	28.99	6.73	35.18	83.33	83.87	74.00	-9.87	Peak
4	2413.10	29.03	6.77	35.17	107.92	108.55	74.00	-34.55	Peak

Remarks: 1. Emission Level= Antenna Factor + Cable Loss - Amp Factor + Reading.  
 2. The emission levels that are 20dB below the official limit are not reported.



No.6 Ke Feng Road,B1;ck 52,  
 ShenZhen Science & Industry Park  
 Noutou,ShenZhen,GuangDong,China  
 Tel:+86-755-26639495-7  
 Fax:+86-755-26632877  
 Postcode:518057



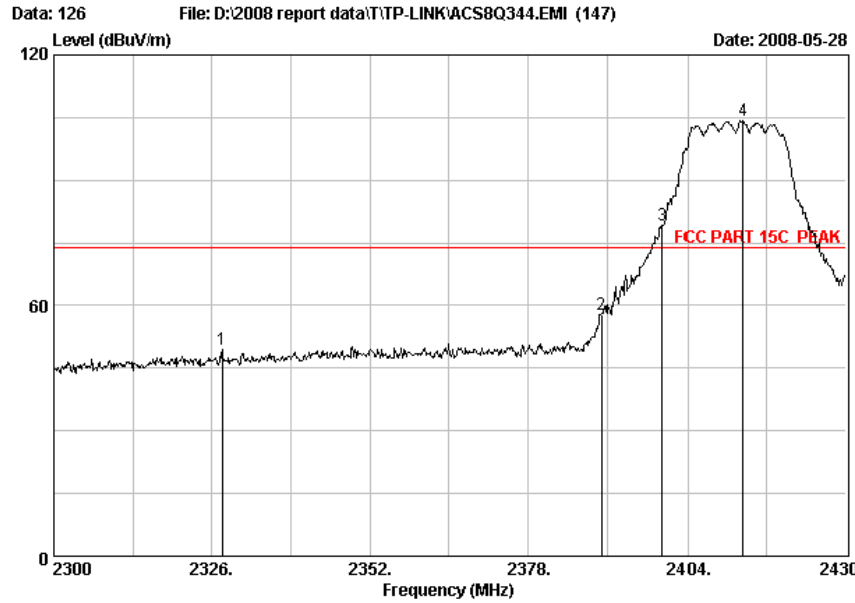
Site no. : RF Chamber Data no. : 125  
 Dis. / Ant. : 3m 3115 FACTOR Ant. pol. : VERTICAL  
 Limit : FCC PART 15C AV  
 Env. / Ins. : 23°C/54% Engineer : Jamy  
 EUT : Wireless N PCI Adapter M/N:TL-WN851N  
 Power Rating: DC 3.3V From PC 120W/60Hz  
 Test Mode : IEEE802.11g CH1:2412MHz Tx

	Freq. (MHz)	Ant. Factor (dB/m)	Cable Loss (dB)	Amp Factor (dB)	Reading Level (dBuV)	Emission Level (dBuV/m)	Limits (dBuV/m)	Margin (dB)	Remark
1	2390.00	28.99	6.71	35.18	45.08	45.60	54.00	8.40	Average
2	2400.00	28.99	6.73	35.18	59.57	60.11	54.00	-6.11	Average
3	2409.85	29.03	6.73	35.18	97.21	97.79	54.00	-43.79	Average

Remarks: 1. Emission Level= Antenna Factor + Cable Loss - Amp Factor + Reading.  
 2. The emission levels that are 20dB below the official limit are not reported.



No.6 Ke Feng Road,B1;ck 52,  
ShenZhen Science & Industry Park  
Noutou,ShenZhen,GuangDong,China  
Tel:+86-755-26639495-7  
Fax:+86-755-26632877  
Postcode:518057



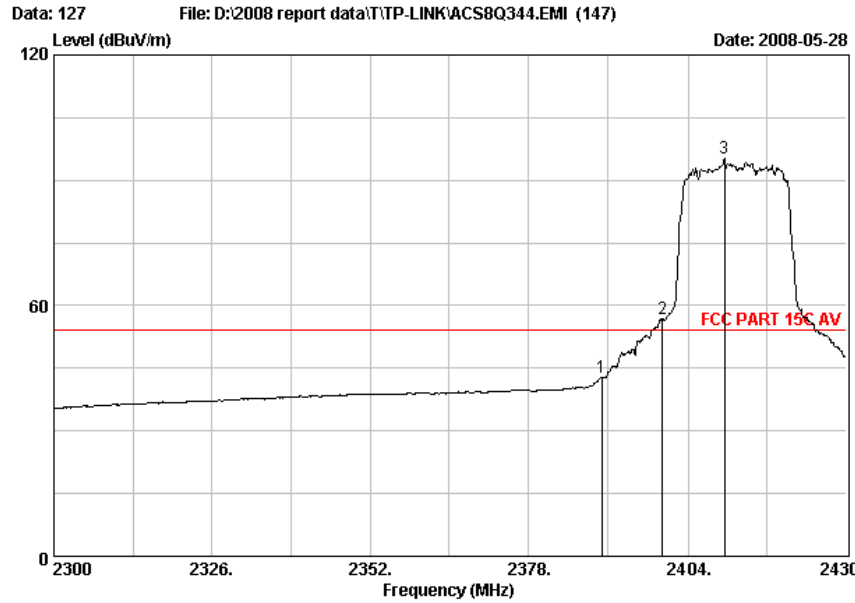
Site no. : RF Chamber Data no. : 126  
 Dis. / Ant. : 3m 3115 FACTOR Ant. pol. : HORIZONTAL  
 Limit : FCC PART 15C PEAK  
 Env. / Ins. : 23°C/54% Engineer : Jamy  
 EUT : Wireless N PCI Adapter M/N:TL-WN851N  
 Power Rating: DC 3.3V From PC 120V/60Hz  
 Test Mode : IEEE802.11g CH1:2412MHz Tx

	Freq. (MHz)	Ant. Factor (dB/m)	Cable Loss (dB)	Amp Factor (dB)	Reading (dBuV)	Emission Level (dBuV/m)	Limits (dBuV/m)	Margin (dB)	Remark
1	2327.69	28.83	6.65	35.20	49.13	49.41	74.00	24.59	Peak
2	2390.00	28.99	6.71	35.18	57.43	57.95	74.00	16.05	Peak
3	2400.00	28.99	6.73	35.18	78.52	79.06	74.00	-5.06	Peak
4	2413.10	29.03	6.77	35.17	103.66	104.29	74.00	-30.29	Peak

Remarks: 1. Emission Level= Antenna Factor + Cable Loss - Amp Factor + Reading.  
 2. The emission levels that are 20dB below the official limit are not reported.



No.6 Ke Feng Road,B1;ck 52,  
ShenZhen Science & Industry Park  
Noutou,ShenZhen,GuangDong,China  
Tel:+86-755-26639495-7  
Fax:+86-755-26632877  
Postcode:518057



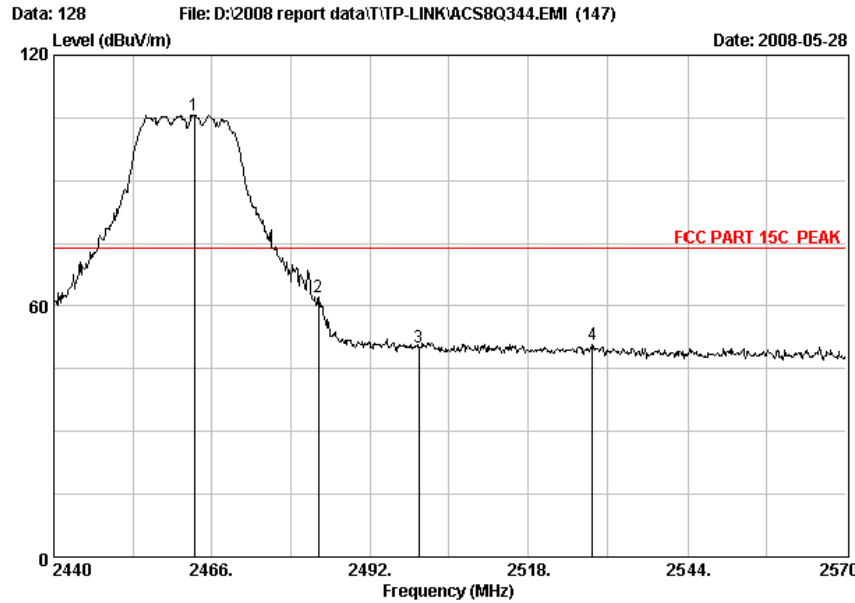
Site no. : RF Chamber Data no. : 127  
 Dis. / Ant. : 3m 3115 FACTOR Ant. pol. : HORIZONTAL  
 Limit : FCC PART 15C AV  
 Env. / Ins. : 23°C/54% Engineer : Jamy  
 EUT : Wireless N PCI Adapter M/N:TL-WN851N  
 Power Rating: DC 3.3V From PC 120V/60Hz  
 Test Mode : IEEE802.11g CH1:2412MHz Tx

	Freq. (MHz)	Ant. Factor (dB/m)	Cable Loss (dB)	Amp Factor (dB)	Reading (dBuV)	Emission Level (dBuV/m)	Limits (dBuV/m)	Margin (dB)	Remark
1	2390.00	28.99	6.71	35.18	42.12	42.64	54.00	11.36	Average
2	2400.00	28.99	6.73	35.18	56.35	56.89	54.00	-2.89	Average
3	2409.98	29.03	6.73	35.18	94.57	95.15	54.00	-41.15	Average

Remarks: 1. Emission Level= Antenna Factor + Cable Loss - Amp Factor + Reading.  
 2. The emission levels that are 20dB below the official limit are not reported.



No.6 Ke Feng Road,B1;ck 52,  
ShenZhen Science & Industry Park  
Noutou,ShenZhen,GuangDong,China  
Tel:+86-755-26639495-7  
Fax:+86-755-26632877  
Postcode:518057



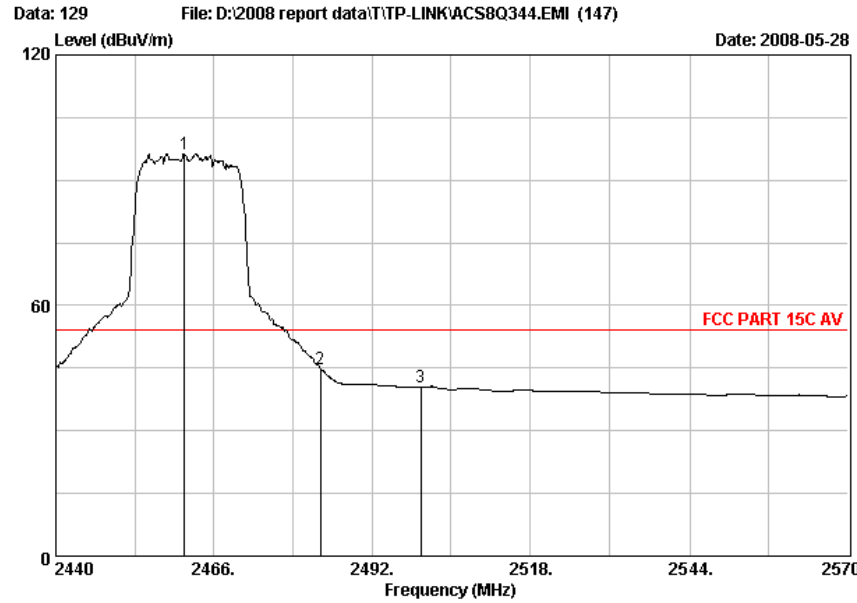
Site no. : RF Chamber Data no. : 128  
 Dis. / Ant. : 3m 3115 FACTOR Ant. pol. : HORIZONTAL  
 Limit : FCC PART 15C PEAK  
 Env. / Ins. : 23°C/54% Engineer : Jamy  
 EUT : Wireless N PCI Adapter M/N:TL-WN851N  
 Power Rating: DC 3.3V From PC 120V/60Hz  
 Test Mode : IEEE802.11g CH11:2462MHz Tx

	Ant.	Cable	Amp	Emission					
Freq.	Factor	Loss	Factor	Reading	Level	Limits	Margin	Remark	
(MHz)	(dB/m)	(dB)	(dB)	(dBuV)	(dBuV/m)	(dBuV/m)	(dB)		
1	2463.14	29.15	6.84	35.16	104.87	105.70	74.00	-31.70	Peak
2	2483.50	29.19	6.87	35.16	61.35	62.25	74.00	11.75	Peak
3	2500.00	29.23	6.91	35.15	49.23	50.22	74.00	23.78	Peak
4	2528.53	29.35	6.96	35.14	49.79	50.96	74.00	23.04	Peak

Remarks: 1. Emission Level= Antenna Factor + Cable Loss - Amp Factor + Reading.  
 2. The emission levels that are 20dB below the official limit are not reported.



No.6 Ke Feng Road,B1;ck 52,  
ShenZhen Science & Industry Park  
Noutou,ShenZhen,GuangDong,China  
Tel:+86-755-26639495-7  
Fax:+86-755-26632877  
Postcode:518057



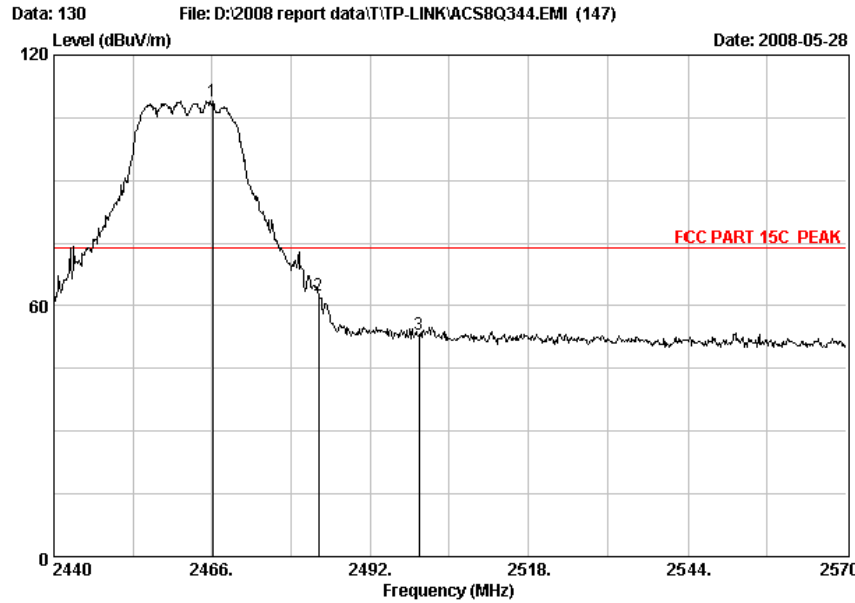
Site no. : RF Chamber Data no. : 129  
 Dis. / Ant. : 3m 3115 FACTOR Ant. pol. : HORIZONTAL  
 Limit : FCC PART 15C AV  
 Env. / Ins. : 23°C/54% Engineer : Jamy  
 EUT : Wireless N PCI Adapter M/N:TL-WN851N  
 Power Rating: DC 3.3V From PC 120V/60Hz  
 Test Mode : IEEE802.11g CH11:2462MHz Tx

	Freq. (MHz)	Ant. Factor (dB/m)	Cable Loss (dB)	Amp Factor (dB)	Reading (dBuV)	Emission Level (dBuV/m)	Limits (dBuV/m)	Margin (dB)	Remark
1	2461.19	29.15	6.84	35.17	95.49	96.31	54.00	-42.31	Average
2	2483.50	29.19	6.87	35.16	43.75	44.65	54.00	9.35	Average
3	2500.00	29.23	6.91	35.15	39.58	40.57	54.00	13.43	Average

Remarks: 1. Emission Level= Antenna Factor + Cable Loss - Amp Factor + Reading.  
 2. The emission levels that are 20dB below the official limit are not reported.



No.6 Ke Feng Road,B1;ck 52,  
ShenZhen Science & Industry Park  
Noutou,ShenZhen,GuangDong,China  
Tel:+86-755-26639495-7  
Fax:+86-755-26632877  
Postcode:518057



Site no. : RF Chamber Data no. : 130  
 Dis. / Ant. : 3m 3115 FACTOR Ant. pol. : VERTICAL  
 Limit : FCC PART 15C PEAK  
 Env. / Ins. : 23°C/54% Engineer : Jamy  
 EUT : Wireless N PCI Adapter M/N:TL-WN851N  
 Power Rating: DC 3.3V From PC 120V/60Hz  
 Test Mode : IEEE802.11g CH11:2462MHz Tx

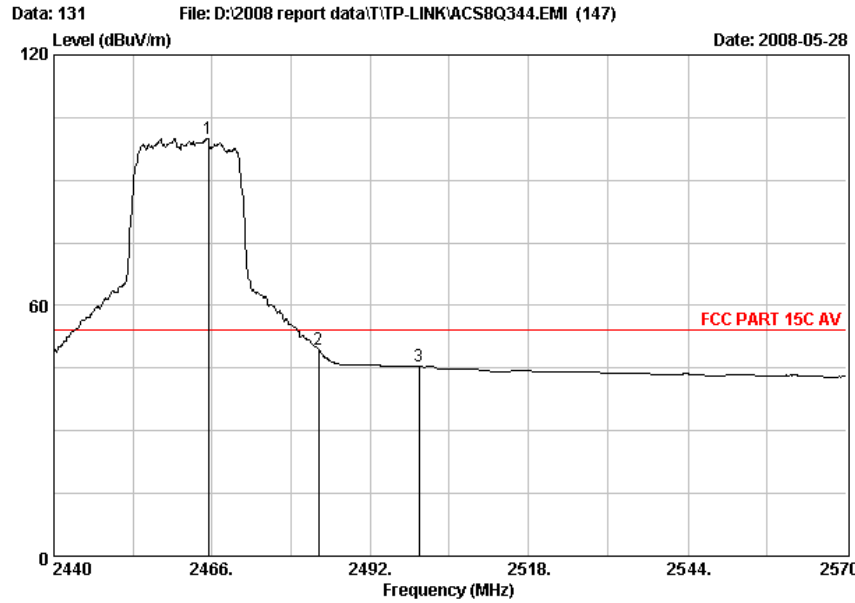
	Ant. Factor (dB/m)	Cable Loss (dB)	Amp Factor (dB)	Reading (dBuV)	Emission Level (dBuV/m)	Limits (dBuV/m)	Margin (dB)	Remark
1	29.15	6.84	35.16	108.21	109.04	74.00	-35.04	Peak
2	29.19	6.87	35.16	61.54	62.44	74.00	11.56	Peak
3	29.23	6.91	35.15	52.21	53.20	74.00	20.80	Peak

Remarks: 1. Emission Level= Antenna Factor + Cable Loss - Amp Factor + Reading.  
 2. The emission levels that are 20dB below the official limit are not reported.





No.6 Ke Feng Road,B1;ck 52,  
ShenZhen Science & Industry Park  
Noutou,ShenZhen,GuangDong,China  
Tel:+86-755-26639495-7  
Fax:+86-755-26632877  
Postcode:518057



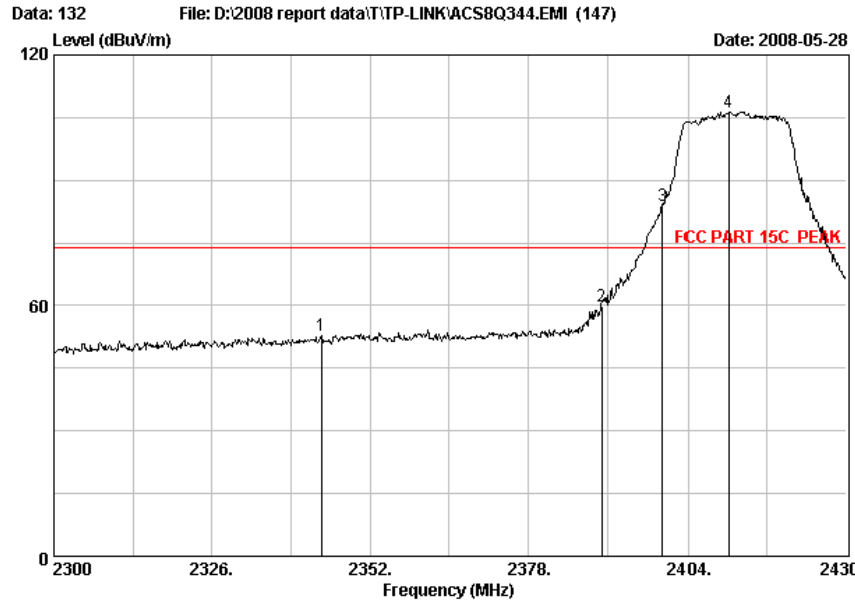
Site no. : RF Chamber Data no. : 131  
 Dis. / Ant. : 3m 3115 FACTOR Ant. pol. : VERTICAL  
 Limit : FCC PART 15C AV  
 Env. / Ins. : 23°C/54% Engineer : Jamy  
 EUT : Wireless N PCI Adapter M/N:TL-WN851N  
 Power Rating: DC 3.3V From PC 120V/60Hz  
 Test Mode : IEEE802.11g CH11:2462MHz Tx

	Freq. (MHz)	Ant. Factor (dB/m)	Cable Loss (dB)	Amp Factor (dB)	Reading (dBuV)	Emission Level (dBuV/m)	Limits (dBuV/m)	Margin (dB)	Remark
1	2465.35	29.15	6.84	35.16	99.13	99.96	54.00	-45.96	Average
2	2483.50	29.19	6.87	35.16	48.73	49.63	54.00	4.37	Average
3	2500.00	29.23	6.91	35.15	44.35	45.34	54.00	8.66	Average

Remarks: 1. Emission Level= Antenna Factor + Cable Loss - Amp Factor + Reading.  
 2. The emission levels that are 20dB below the official limit are not reported.



No.6 Ke Feng Road,B1;ck 52,  
ShenZhen Science & Industry Park  
Noutou,ShenZhen,GuangDong,China  
Tel:+86-755-26639495-7  
Fax:+86-755-26632877  
Postcode:518057



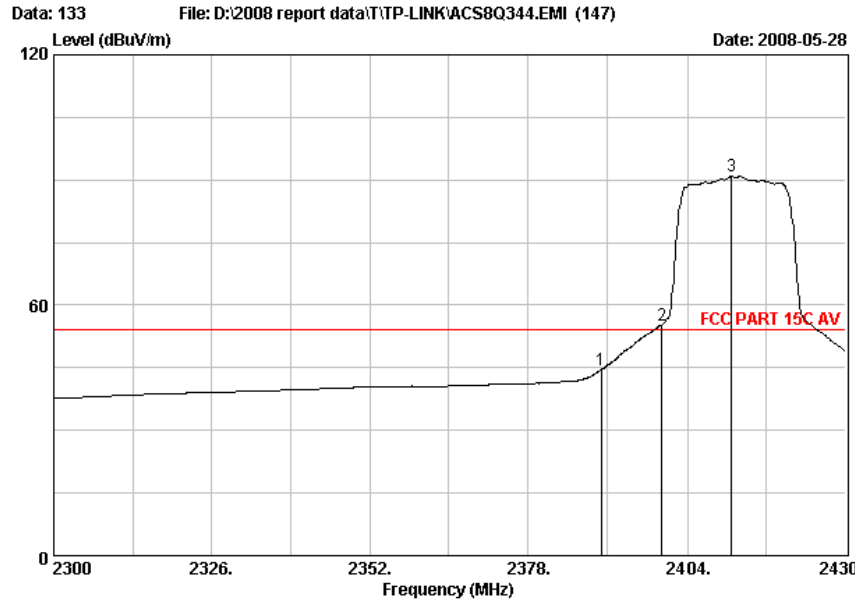
Site no. : RF Chamber Data no. : 132  
 Dis. / Ant. : 3m 3115 FACTOR Ant. pol. : VERTICAL  
 Limit : FCC PART 15C PEAK  
 Env. / Ins. : 23°C/54% Engineer : Jamy  
 EUT : Wireless N PCI Adapter M/N:TL-WN851N  
 Power Rating: DC 3.3V From PC 120V/60Hz  
 Test Mode : IEEE802.11n HT20 CH1:2412MHz Tx

	Freq. (MHz)	Ant. Factor (dB/m)	Cable Loss (dB)	Amp Factor (dB)	Reading Level (dBuV)	Emission Level (dBuV/m)	Limits (dBuV/m)	Margin (dB)	Remark
1	2343.94	28.87	6.67	35.19	52.52	52.87	74.00	21.13	Peak
2	2390.00	28.99	6.71	35.18	59.45	59.97	74.00	14.03	Peak
3	2400.00	28.99	6.73	35.18	83.51	84.05	74.00	-10.05	Peak
4	2410.63	29.03	6.73	35.18	105.87	106.45	74.00	-32.45	Peak

Remarks: 1. Emission Level= Antenna Factor + Cable Loss - Amp Factor + Reading.  
 2. The emission levels that are 20dB below the official limit are not reported.



No.6 Ke Feng Road,B1;ck 52,  
ShenZhen Science & Industry Park  
Noutou,ShenZhen,GuangDong,China  
Tel:+86-755-26639495-7  
Fax:+86-755-26632877  
Postcode:518057



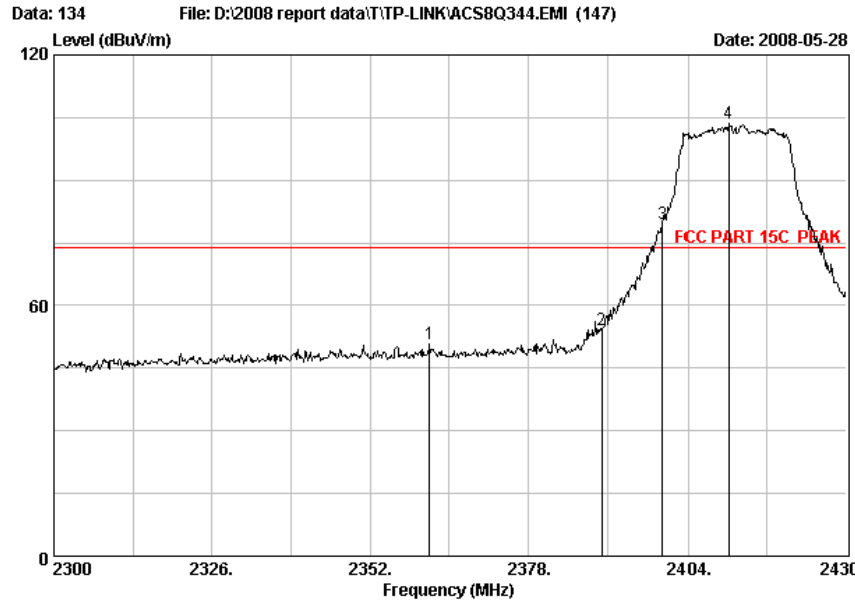
Site no. : RF Chamber Data no. : 133  
 Dis. / Ant. : 3m 3115 FACTOR Ant. pol. : VERTICAL  
 Limit : FCC PART 15C AV  
 Env. / Ins. : 23°C/54% Engineer : Jamy  
 EUT : Wireless N PCI Adapter M/N:TL-WN851N  
 Power Rating: DC 3.3V From PC 120V/60Hz  
 Test Mode : IEEE802.11n HT20 CH1:2412MHz Tx

	Freq. (MHz)	Ant. Factor (dB/m)	Cable Loss (dB)	Amp Factor (dB)	Reading Level (dBuV)	Emission Level (dBuV/m)	Limits (dBuV/m)	Margin (dB)	Remark
1	2390.00	28.99	6.71	35.18	43.95	44.47	54.00	9.53	Average
2	2400.00	28.99	6.73	35.18	54.74	55.28	54.00	-1.28	Average
3	2411.28	29.03	6.73	35.18	90.36	90.94	54.00	-36.94	Average

Remarks: 1. Emission Level= Antenna Factor + Cable Loss - Amp Factor + Reading.  
 2. The emission levels that are 20dB below the official limit are not reported.



No.6 Ke Feng Road,B1;ck 52,  
ShenZhen Science & Industry Park  
Noutou,ShenZhen,GuangDong,China  
Tel:+86-755-26639495-7  
Fax:+86-755-26632877  
Postcode:518057



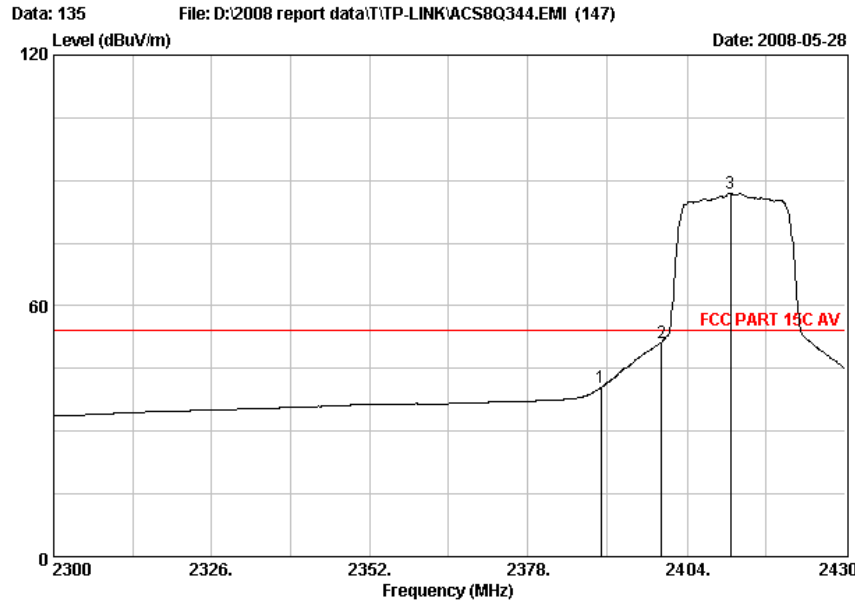
Site no. : RF Chamber Data no. : 134  
 Dis. / Ant. : 3m 3115 FACTOR Ant. pol. : HORIZONTAL  
 Limit : FCC PART 15C PEAK  
 Env. / Ins. : 23°C/54% Engineer : Jamy  
 EUT : Wireless N PCI Adapter M/N:TL-WN851N  
 Power Rating: DC 3.3V From PC 120V/60Hz  
 Test Mode : IEEE802.11n HT20 CH1:2412MHz Tx

	Freq. (MHz)	Ant. Factor (dB/m)	Cable Loss (dB)	Amp Factor (dB)	Reading (dBuV)	Emission Level (dBuV/m)	Limits (dBuV/m)	Margin (dB)	Remark
1	2361.75	28.91	6.69	35.19	50.38	50.79	74.00	23.21	Peak
2	2390.00	28.99	6.71	35.18	53.67	54.19	74.00	19.81	Peak
3	2400.00	28.99	6.73	35.18	79.00	79.54	74.00	-5.54	Peak
4	2410.63	29.03	6.73	35.18	102.92	103.50	74.00	-29.50	Peak

Remarks: 1. Emission Level= Antenna Factor + Cable Loss - Amp Factor + Reading.  
 2. The emission levels that are 20dB below the official limit are not reported.



No.6 Ke Feng Road,B1;ck 52,  
ShenZhen Science & Industry Park  
Noutou,ShenZhen,GuangDong,China  
Tel:+86-755-26639495-7  
Fax:+86-755-26632877  
Postcode:518057



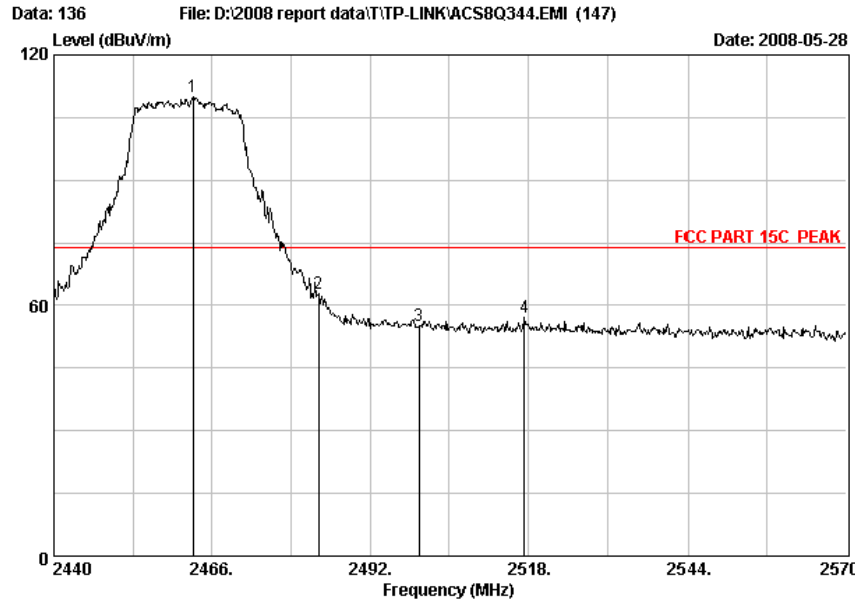
Site no. : RF Chamber Data no. : 135  
 Dis. / Ant. : 3m 3115 FACTOR Ant. pol. : HORIZONTAL  
 Limit : FCC PART 15C AV  
 Env. / Ins. : 23°C/54% Engineer : Jamy  
 EUT : Wireless N PCI Adapter M/N:TL-WN851N  
 Power Rating: DC 3.3V From PC 120V/60Hz  
 Test Mode : IEEE802.11n HT20 CH1:2412MHz Tx

	Freq. (MHz)	Ant. Factor (dB/m)	Cable Loss (dB)	Amp Factor (dB)	Reading (dBuV)	Emission Level (dBuV/m)	Limits (dBuV/m)	Margin (dB)	Remark
1	2390.00	28.99	6.71	35.18	39.86	40.38	54.00	13.62	Average
2	2400.00	28.99	6.73	35.18	50.75	51.29	54.00	2.71	Average
3	2411.15	29.03	6.73	35.18	86.35	86.93	54.00	-32.93	Average

Remarks: 1. Emission Level= Antenna Factor + Cable Loss - Amp Factor + Reading.  
 2. The emission levels that are 20dB below the official limit are not reported.



No.6 Ke Feng Road,B1;ck 52,  
ShenZhen Science & Industry Park  
Noutou,ShenZhen,GuangDong,China  
Tel:+86-755-26639495-7  
Fax:+86-755-26632877  
Postcode:518057



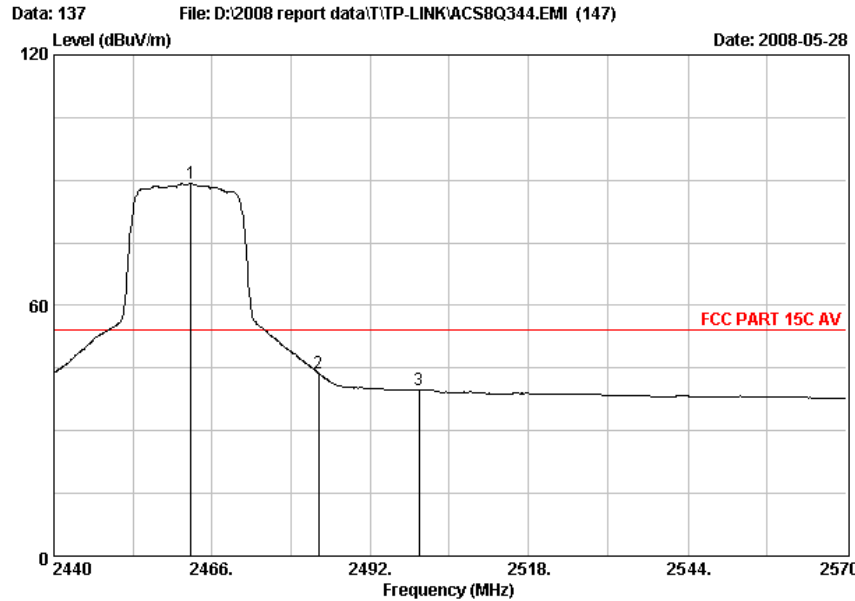
Site no. : RF Chamber Data no. : 136  
 Dis. / Ant. : 3m 3115 FACTOR Ant. pol. : HORIZONTAL  
 Limit : FCC PART 15C PEAK  
 Env. / Ins. : 23°C/54% Engineer : Jamy  
 EUT : Wireless N PCI Adapter M/N:TL-WN851N  
 Power Rating: DC 3.3V From PC 120V/60Hz  
 Test Mode : IEEE802.11n HT20 CH11:2462MHz Tx

	Freq. (MHz)	Ant. Factor (dB/m)	Cable Loss (dB)	Amp Factor (dB)	Reading (dBuV)	Emission Level (dBuV/m)	Limits (dBuV/m)	Margin (dB)	Remark
1	2462.88	29.15	6.84	35.16	109.04	109.87	74.00	-35.87	Peak
2	2483.50	29.19	6.87	35.16	61.82	62.72	74.00	11.28	Peak
3	2500.00	29.23	6.91	35.15	54.01	55.00	74.00	19.00	Peak
4	2517.35	29.29	6.93	35.14	56.06	57.14	74.00	16.86	Peak

Remarks: 1. Emission Level= Antenna Factor + Cable Loss - Amp Factor + Reading.  
 2. The emission levels that are 20dB below the official limit are not reported.



No.6 Ke Feng Road,B1;ck 52,  
ShenZhen Science & Industry Park  
Noutou,ShenZhen,GuangDong,China  
Tel:+86-755-26639495-7  
Fax:+86-755-26632877  
Postcode:518057



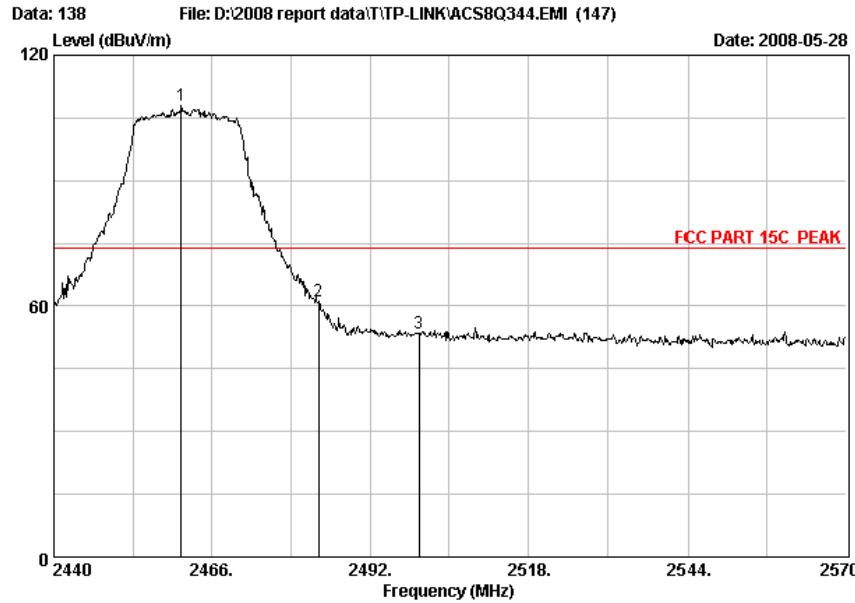
Site no. : RF Chamber Data no. : 137  
 Dis. / Ant. : 3m 3115 FACTOR Ant. pol. : HORIZONTAL  
 Limit : FCC PART 15C AV  
 Env. / Ins. : 23°C/54% Engineer : Jamy  
 EUT : Wireless N PCI Adapter M/N:TL-WN851N  
 Power Rating: DC 3.3V From PC 120V/60Hz  
 Test Mode : IEEE802.11n HT20 CH11:2462MHz Tx

	Freq. (MHz)	Ant. Factor (dB/m)	Cable Loss (dB)	Amp Factor (dB)	Reading (dBuV)	Emission Level (dBuV/m)	Limits (dBuV/m)	Margin (dB)	Remark
1	2462.49	29.15	6.84	35.17	88.43	89.25	54.00	-35.25	Average
2	2483.50	29.19	6.87	35.16	42.92	43.82	54.00	10.18	Average
3	2500.00	29.23	6.91	35.15	38.67	39.66	54.00	14.34	Average

Remarks: 1. Emission Level= Antenna Factor + Cable Loss - Amp Factor + Reading.  
 2. The emission levels that are 20dB below the official limit are not reported.



No.6 Ke Feng Road,B1;ck 52,  
ShenZhen Science & Industry Park  
Noutou,ShenZhen,GuangDong,China  
Tel:+86-755-26639495-7  
Fax:+86-755-26632877  
Postcode:518057



Site no. : RF Chamber Data no. : 138  
 Dis. / Ant. : 3m 3115 FACTOR Ant. pol. : VERTICAL  
 Limit : FCC PART 15C PEAK  
 Env. / Ins. : 23°C/54% Engineer : Jamy  
 EUT : Wireless N PCI Adapter M/N:TL-WN851N  
 Power Rating: DC 3.3V From PC 120V/60Hz  
 Test Mode : IEEE802.11n HT20 CH11:2462MHz Tx

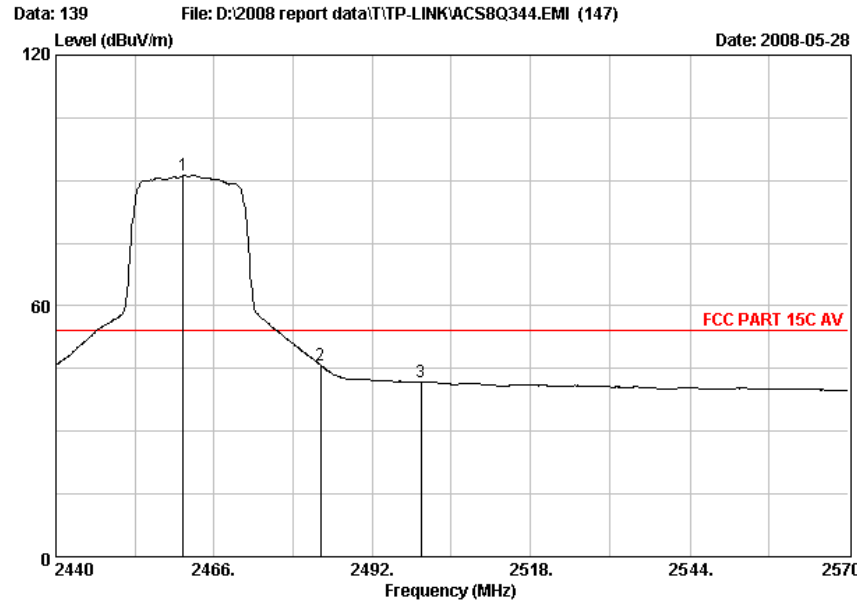
	Ant.	Cable	Amp	Emission					
Freq.	Factor	Loss	Factor	Reading	Level	Limits	Margin	Remark	
(MHz)	(dB/m)	(dB)	(dB)	(dBuV)	(dBuV/m)	(dBuV/m)	(dB)		
1	2460.93	29.15	6.84	35.17	106.99	107.81	74.00	-33.81	Peak
2	2483.50	29.19	6.87	35.16	60.17	61.07	74.00	12.93	Peak
3	2500.00	29.23	6.91	35.15	52.36	53.35	74.00	20.65	Peak

Remarks: 1. Emission Level= Antenna Factor + Cable Loss - Amp Factor + Reading.  
 2. The emission levels that are 20dB below the official limit are not reported.





No.6 Ke Feng Road,B1;ck 52,  
ShenZhen Science & Industry Park  
Noutou,ShenZhen,GuangDong,China  
Tel:+86-755-26639495-7  
Fax:+86-755-26632877  
Postcode:518057



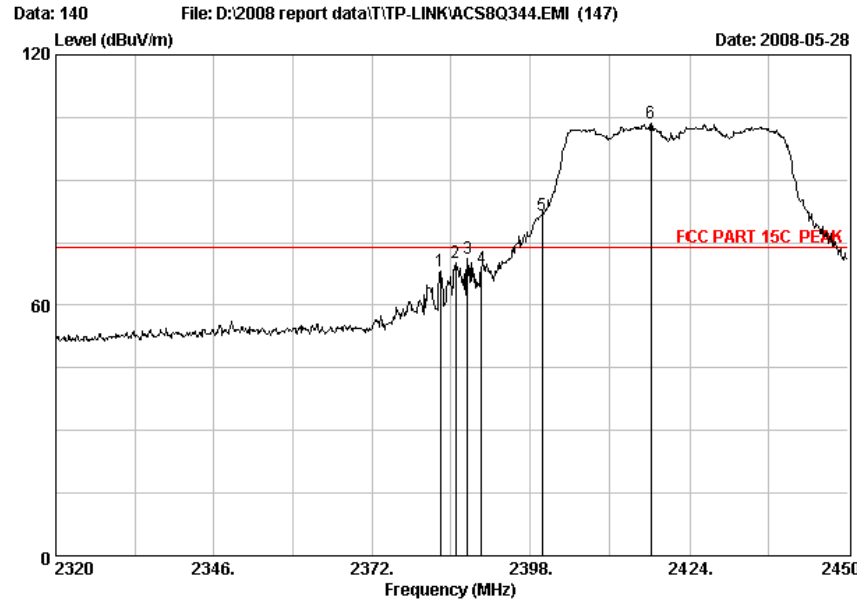
Site no. : RF Chamber Data no. : 139  
 Dis. / Ant. : 3m 3115 FACTOR Ant. pol. : VERTICAL  
 Limit : FCC PART 15C AV  
 Env. / Ins. : 23°C/54% Engineer : Jamy  
 EUT : Wireless N PCI Adapter M/N:TL-WN851N  
 Power Rating: DC 3.3V From PC 120V/60Hz  
 Test Mode : IEEE802.11n HT20 CH11:2462MHz Tx

	Freq. (MHz)	Ant. Factor (dB/m)	Cable Loss (dB)	Amp Factor (dB)	Reading (dBuV)	Emission Level (dBuV/m)	Limits (dBuV/m)	Margin (dB)	Remark
1	2460.93	29.15	6.84	35.17	90.46	91.28	54.00	-37.28	Average
2	2483.50	29.19	6.87	35.16	44.98	45.88	54.00	8.12	Average
3	2500.00	29.23	6.91	35.15	40.88	41.87	54.00	12.13	Average

Remarks: 1. Emission Level= Antenna Factor + Cable Loss - Amp Factor + Reading.  
 2. The emission levels that are 20dB below the official limit are not reported.



No.6 Ke Feng Road,B1;ck 52,  
ShenZhen Science & Industry Park  
Noutou,ShenZhen,GuangDong,China  
Tel:+86-755-26639495-7  
Fax:+86-755-26632877  
Postcode:518057



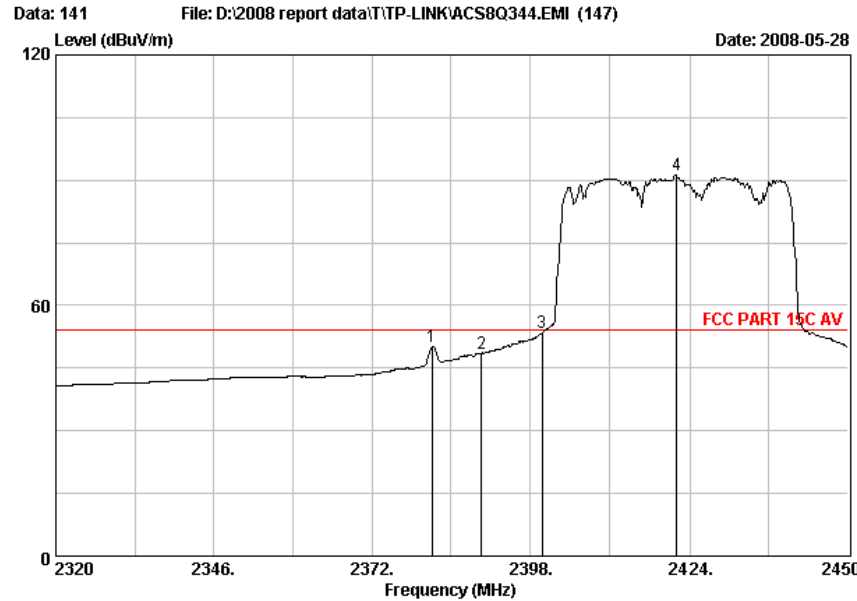
Site no. : RF Chamber Data no. : 140  
 Dis. / Ant. : 3m 3115 FACTOR Ant. pol. : VERTICAL  
 Limit : FCC PART 15C PEAK  
 Env. / Ins. : 23°C/54% Engineer : Jamy  
 EUT : Wireless N PCI adapter M/N:TL-WN851N  
 Power Rating: DC 3.3V From PC 120V/60Hz  
 Test Mode : IEEE802.11n HT40 CH1:2422MHz Tx

	Freq. (MHz)	Ant. Factor (dB/m)	Cable Loss (dB)	Amp Factor (dB)	Reading (dBuV)	Emission Level (dBuV/m)	Limits (dBuV/m)	Margin (dB)	Remark
1	2383.18	28.95	6.71	35.19	67.57	68.04	74.00	5.96	Peak
2	2385.78	28.99	6.71	35.19	69.61	70.12	74.00	3.88	Peak
3	2387.73	28.99	6.71	35.18	70.64	71.16	74.00	2.84	Peak
4	2390.00	28.99	6.71	35.18	68.50	69.02	74.00	4.98	Peak
5	2400.00	28.99	6.73	35.18	81.13	81.67	74.00	-7.67	Peak
6	2417.89	29.03	6.77	35.17	102.93	103.56	74.00	-29.56	Peak

Remarks: 1. Emission Level= Antenna Factor + Cable Loss - Amp Factor + Reading.  
 2. The emission levels that are 20dB below the official limit are not reported.



No.6 Ke Feng Road,B1;ck 52,  
ShenZhen Science & Industry Park  
Noutou,ShenZhen,GuangDong,China  
Tel:+86-755-26639495-7  
Fax:+86-755-26632877  
Postcode:518057



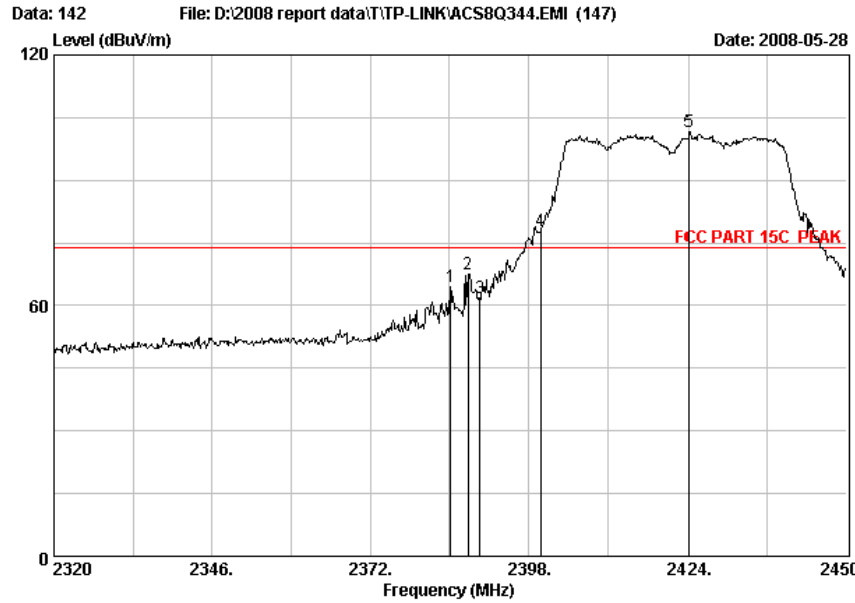
Site no. : RF Chamber Data no. : 141  
 Dis. / Ant. : 3m 3115 FACTOR Ant. pol. : VERTICAL  
 Limit : FCC PART 15C AV  
 Env. / Ins. : 23°C/54% Engineer : Jamy  
 EUT : Wireless N PCI Adapter M/N:TL-WN851N  
 Power Rating: DC 3.3V From PC 120V/60Hz  
 Test Mode : IEEE802.11n HT40 CH1:2422MHz Tx

	Freq. (MHz)	Ant. Factor (dB/m)	Cable Loss (dB)	Amp Factor (dB)	Reading (dBuV)	Emission Level (dBuV/m)	Limits (dBuV/m)	Margin (dB)	Remark
1	2381.88	28.95	6.71	35.19	49.55	50.02	54.00	3.98	Average
2	2390.00	28.99	6.71	35.18	48.01	48.53	54.00	5.47	Average
3	2400.00	28.99	6.73	35.18	52.82	53.36	54.00	0.64	Average
4	2422.05	29.07	6.77	35.17	90.61	91.28	54.00	-37.28	Average

Remarks: 1. Emission Level= Antenna Factor + Cable Loss - Amp Factor + Reading.  
 2. The emission levels that are 20dB below the official limit are not reported.



No.6 Ke Feng Road,B1;ck 52,  
ShenZhen Science & Industry Park  
Noutou,ShenZhen,GuangDong,China  
Tel:+86-755-26639495-7  
Fax:+86-755-26632877  
Postcode:518057



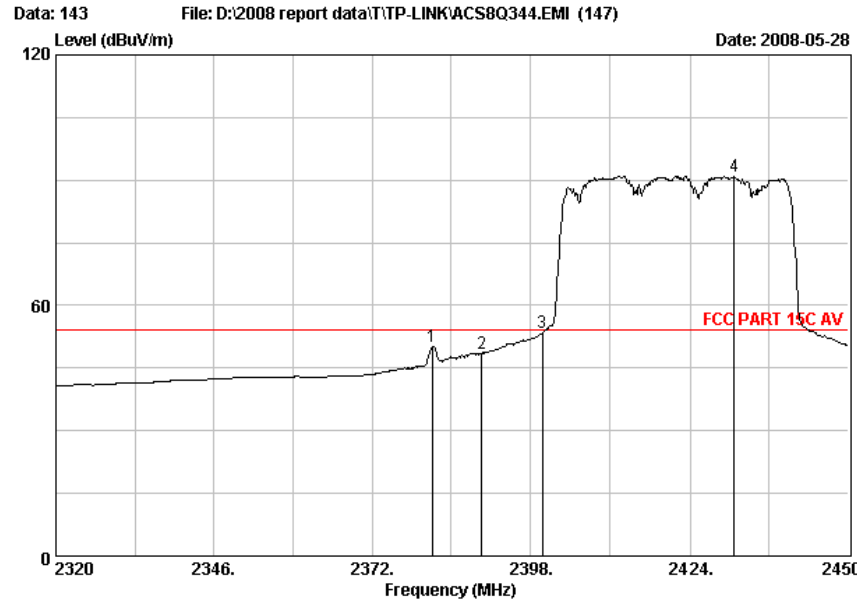
Site no. : RF Chamber Data no. : 142  
 Dis. / Ant. : 3m 3115 FACTOR Ant. pol. : HORIZONTAL  
 Limit : FCC PART 15C PEAK  
 Env. / Ins. : 23°C/54% Engineer : Jamy  
 EUT : Wireless N PCI Adapter M/N:TL-WN851N  
 Power Rating: DC 3.3V From PC 120V/60Hz  
 Test Mode : IEEE802.11n HT40 CH1:2422MHz Tx

	Freq. (MHz)	Ant. Factor (dB/m)	Cable Loss (dB)	Amp Factor (dB)	Reading (dBuV)	Emission Level (dBuV/m)	Limits (dBuV/m)	Margin (dB)	Remark
1	2385.13	28.95	6.71	35.19	63.95	64.42	74.00	9.58	Peak
2	2387.99	28.99	6.71	35.18	67.03	67.55	74.00	6.45	Peak
3	2390.00	28.99	6.71	35.18	61.45	61.97	74.00	12.03	Peak
4	2400.00	28.99	6.73	35.18	77.19	77.73	74.00	-3.73	Peak
5	2424.13	29.07	6.77	35.17	100.82	101.49	74.00	-27.49	Peak

Remarks: 1. Emission Level= Antenna Factor + Cable Loss - Amp Factor + Reading.  
 2. The emission levels that are 20dB below the official limit are not reported.



No.6 Ke Feng Road,B1;ck 52,  
ShenZhen Science & Industry Park  
Noutou,ShenZhen,GuangDong,China  
Tel:+86-755-26639495-7  
Fax:+86-755-26632877  
Postcode:518057



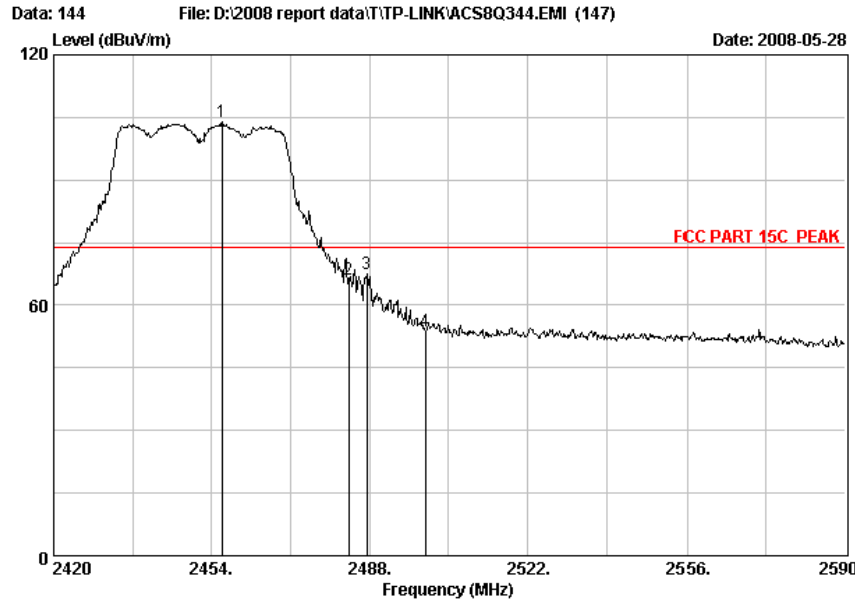
Site no. : RF Chamber Data no. : 143  
 Dis. / Ant. : 3m 3115 FACTOR Ant. pol. : HORIZONTAL  
 Limit : FCC PART 15C AV  
 Env. / Ins. : 23°C/54% Engineer : Jamy  
 EUT : Wireless N PCI Adapter M/N:TL-WN851N  
 Power Rating: DC 3.3V From PC 120V/60Hz  
 Test Mode : IEEE802.11n HT40 CH1:2422MHz Tx

	Freq. (MHz)	Ant. Factor (dB/m)	Cable Loss (dB)	Amp Factor (dB)	Reading (dBuV)	Emission Level (dBuV/m)	Limits (dBuV/m)	Margin (dB)	Remark
1	2381.88	28.95	6.71	35.19	49.61	50.08	54.00	3.92	Average
2	2390.00	28.99	6.71	35.18	48.06	48.58	54.00	5.42	Average
3	2400.00	28.99	6.73	35.18	52.87	53.41	54.00	0.59	Average
4	2431.28	29.07	6.80	35.17	90.16	90.86	54.00	-36.86	Average

Remarks: 1. Emission Level= Antenna Factor + Cable Loss - Amp Factor + Reading.  
 2. The emission levels that are 20dB below the official limit are not reported.



No.6 Ke Feng Road,B1;ck 52,  
ShenZhen Science & Industry Park  
Noutou, ShenZhen, GuangDong, China  
Tel: +86-755-26639495-7  
Fax: +86-755-26632877  
Postcode: 518057



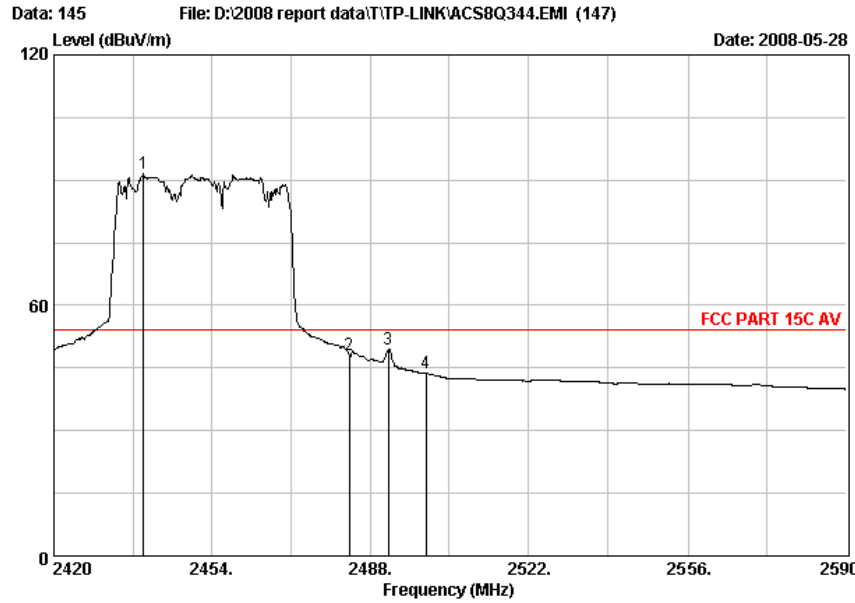
Site no. : RF Chamber Data no. : 144  
 Dis. / Ant. : 3m 3115 FACTOR Ant. pol. : HORIZONTAL  
 Limit : FCC PART 15C PEAK  
 Env. / Ins. : 23°C/54% Engineer : Jamy  
 EUT : Wireless N PCI adapter M/N:TL-WN851N  
 Power Rating: DC 3.3V From PC 120V/60Hz  
 Test Mode : IEEE802.11n HT40 CH7:2452MHz Tx

	Freq. (MHz)	Ant. Factor (dB/m)	Cable Loss (dB)	Amp Factor (dB)	Reading (dBuV)	Emission Level (dBuV/m)	Limits (dBuV/m)	Margin (dB)	Remark
1	2456.21	29.15	6.84	35.17	103.17	103.99	74.00	-29.99	Peak
2	2483.50	29.19	6.87	35.16	65.17	66.07	74.00	7.93	Peak
3	2487.32	29.19	6.87	35.16	66.50	67.40	74.00	6.60	Peak
4	2500.00	29.23	6.91	35.15	52.69	53.68	74.00	20.32	Peak

Remarks: 1. Emission Level= Antenna Factor + Cable Loss - Amp Factor + Reading.  
 2. The emission levels that are 20dB below the official limit are not reported.



No.6 Ke Feng Road,B1;ck 52,  
ShenZhen Science & Industry Park  
Noutou,ShenZhen,GuangDong,China  
Tel:+86-755-26639495-7  
Fax:+86-755-26632877  
Postcode:518057



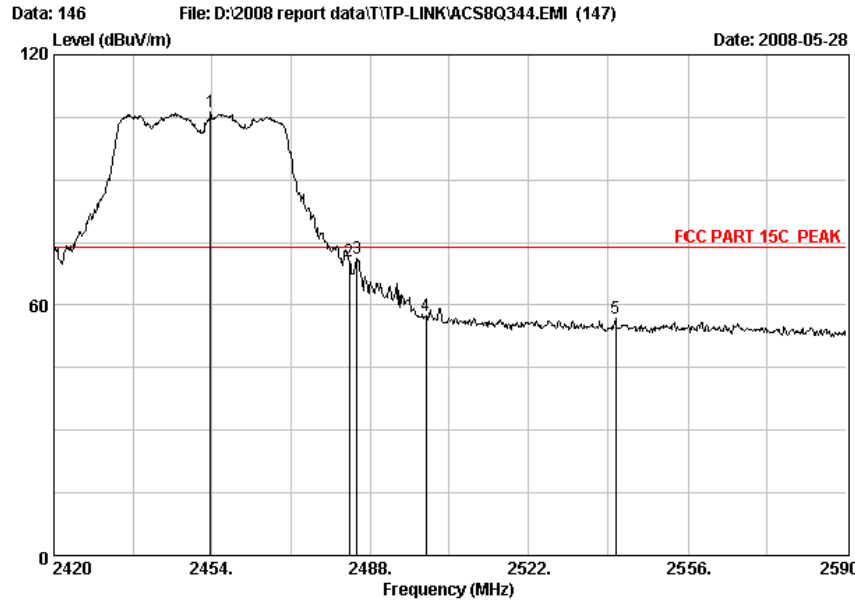
Site no. : RF Chamber Data no. : 145  
 Dis. / Ant. : 3m 3115 FACTOR Ant. pol. : HORIZONTAL  
 Limit : FCC PART 15C AV  
 Env. / Ins. : 23°C/54% Engineer : Jamy  
 EUT : Wireless N PCI Adapter M/N:TL-WN851N  
 Power Rating: DC 3.3V From PC 120V/60Hz  
 Test Mode : IEEE802.11n HT40 CH7:2452MHz Tx

	Freq. (MHz)	Ant. Factor (dB/m)	Cable Loss (dB)	Amp Factor (dB)	Reading (dBuV)	Emission Level (dBuV/m)	Limits (dBuV/m)	Margin (dB)	Remark
1	2439.21	29.11	6.80	35.17	90.69	91.43	54.00	-37.43	Average
2	2483.50	29.19	6.87	35.16	47.31	48.21	54.00	5.79	Average
3	2491.91	29.23	6.91	35.15	48.47	49.46	54.00	4.54	Average
4	2500.00	29.23	6.91	35.15	42.70	43.69	54.00	10.31	Average

Remarks: 1. Emission Level= Antenna Factor + Cable Loss - Amp Factor + Reading.  
 2. The emission levels that are 20dB below the official limit are not reported.



No.6 Ke Feng Road,B1;ck 52,  
 ShenZhen Science & Industry Park  
 Noutou,ShenZhen,GuangDong,China  
 Tel:+86-755-26639495-7  
 Fax:+86-755-26632877  
 Postcode:518057



Site no. : RF Chamber Data no. : 146  
 Dis. / Ant. : 3m 3115 FACTOR Ant. pol. : VERTICAL  
 Limit : FCC PART 15C PEAK  
 Env. / Ins. : 23°C/54% Engineer : Jamy  
 EUT : Wireless N PCI Adapter M/N:TL-WN851N  
 Power Rating: DC 3.3V From PC 120V/60Hz  
 Test Mode : IEEE802.11n HT40 CH7:2452MHz Tx

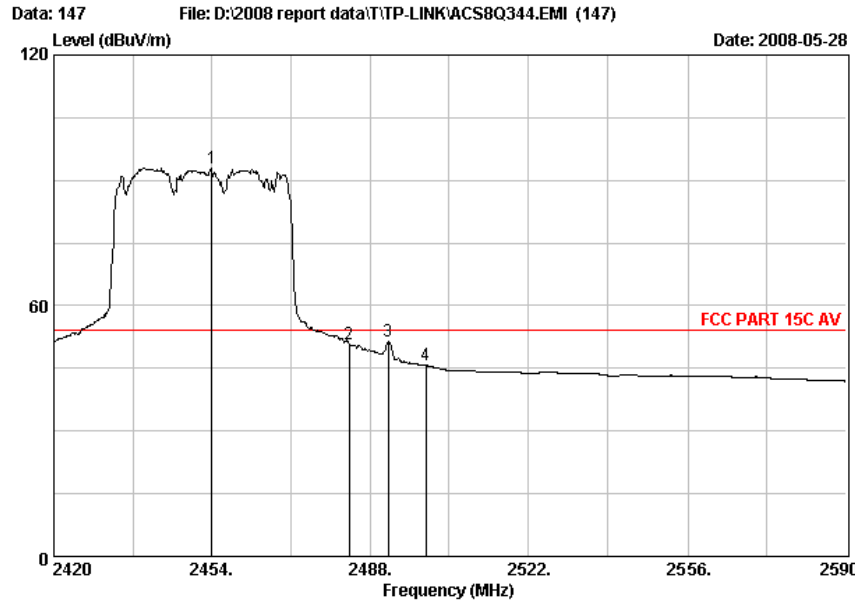
	Freq. (MHz)	Ant. Factor (dB/m)	Cable Loss (dB)	Amp Factor (dB)	Reading (dBuV)	Emission Level (dBuV/m)	Limits (dBuV/m)	Margin (dB)	Remark
1	2453.66	29.15	6.84	35.17	105.38	106.20	74.00	-32.20	Peak
2	2483.50	29.19	6.87	35.16	69.61	70.51	74.00	3.49	Peak
3	2485.11	29.19	6.87	35.16	70.38	71.28	74.00	2.72	Peak
4	2500.00	29.23	6.91	35.15	56.47	57.46	74.00	16.54	Peak
5	2540.70	29.41	6.96	35.13	55.45	56.69	74.00	17.31	Peak

Remarks: 1. Emission Level= Antenna Factor + Cable Loss - Amp Factor + Reading.  
 2. The emission levels that are 20dB below the official limit are not reported.





No.6 Ke Feng Road,B1;ck 52,  
ShenZhen Science & Industry Park  
Noutou,ShenZhen,GuangDong,China  
Tel:+86-755-26639495-7  
Fax:+86-755-26632877  
Postcode:518057



Site no. : RF Chamber Data no. : 147  
 Dis. / Ant. : 3m 3115 FACTOR Ant. pol. : VERTICAL  
 Limit : FCC PART 15C AV  
 Env. / Ins. : 23°C/54% Engineer : Jamy  
 EUT : Wireless N PCI Adapter M/N:TL-WN851N  
 Power Rating: DC 3.3V From PC 120V/60Hz  
 Test Mode : IEEE802.11n HT40 CH7:2452MHz Tx

	Freq. (MHz)	Ant. Factor (dB/m)	Cable Loss (dB)	Amp Factor (dB)	Reading (dBuV)	Emission Level (dBuV/m)	Limits (dBuV/m)	Margin (dB)	Remark
1	2454.00	29.15	6.84	35.17	92.15	92.97	54.00	-38.97	Average
2	2483.50	29.19	6.87	35.16	49.86	50.76	54.00	3.24	Average
3	2491.91	29.23	6.91	35.15	50.33	51.32	54.00	2.68	Average
4	2500.00	29.23	6.91	35.15	44.67	45.66	54.00	8.34	Average

Remarks: 1. Emission Level= Antenna Factor + Cable Loss - Amp Factor + Reading.  
 2. The emission levels that are 20dB below the official limit are not reported.

## 8. POWER SPECTRAL DENSITY TEST

### 8.1. Test Equipment

Item	Equipment	Manufacturer	Model No.	Serial No.	Last Cal.	Cal. Interval
1.	Spectrum Analyzer	Agilent	E4446A	US44300459	May,11, 07	1 Year
2	RF Cable	MIYAZAKI	8D-FB	NO 3	May,11,07	1 Year

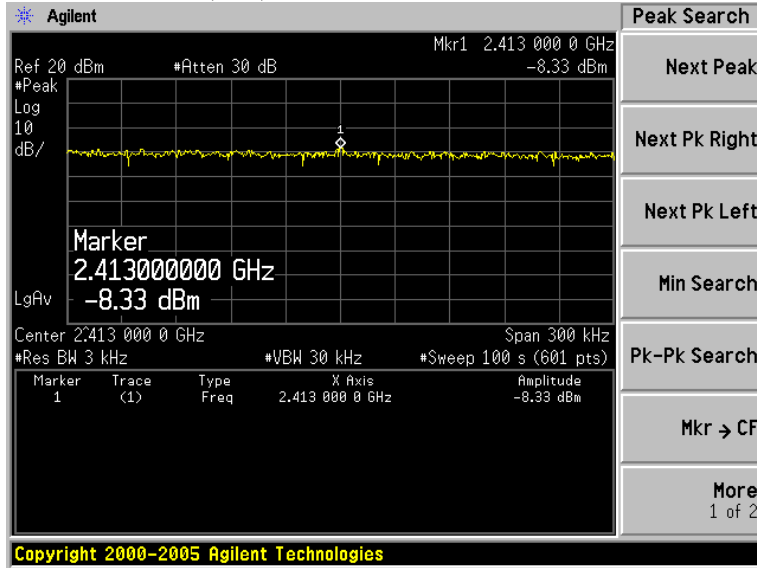
### 8.2. Test Procedure

The transmitter output was connected to a spectrum analyzer via a Attenuator . The power density was measured by spectrum analyzer with 3 KHz RBW and 30KHz VBW, sweep time=span/3KHz.

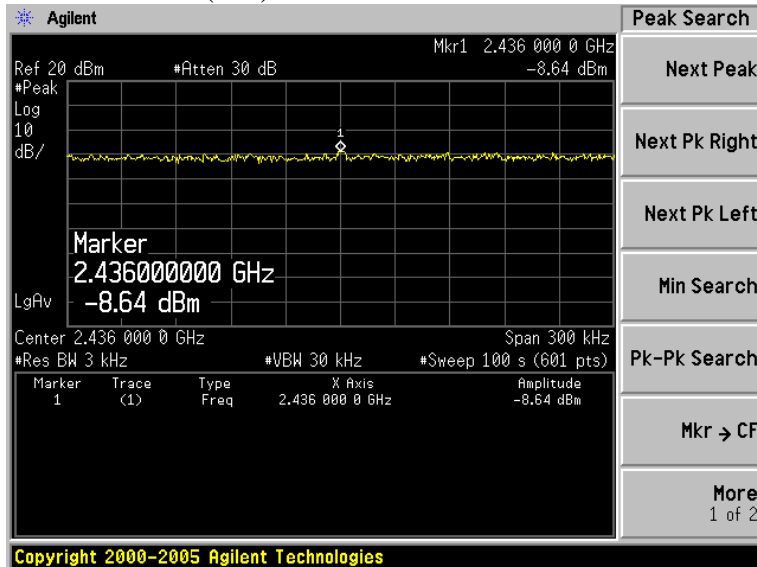
## 8.3.Test Results

EUT: Wireless N PCI Adapter M/N:TL-WN851N							
Power: DC 3.3V From PC 120V/60Hz							
Data Rate:11b 1Mbps ; 11g : 6Mbps ; 11n HT20 : 6.5Mbps ; 11n HT40 : 13.5Mbps(Note 1)							
Ambient Temperature:23°C				Relative Humidity: 60%			
Test date: 2008/04/15			Test site: RF site		Tested By: Jamy		
Cable Loss: 0.6dB Antenna Gain:2dBi							
Test CH	11b,11g,11n HT20		CH1:2412MHz CH6:2437MHz CH11:2462MHz				
Test CH	11n HT40		CH1:2422MHz CH4:2437MHz CH7:2452MHz				
Mode	CH	Chain1		Chain2		Result	
		Read (dBm)	Level (dBm)	Read (dBm)	Level (dBm)	Total Power	Limit
11b	CH1	-8.33	-7.73	-8.34	-7.74	<b>-4.72</b>	8
	CH6	-8.64	-8.04	-8.51	-7.91	<b>-4.96</b>	8
	CH11	-8.69	-8.09	-8.41	-7.81	<b>-4.94</b>	8
11g	CH1	-19.61	-19.01	-17.94	-17.34	<b>-15.08</b>	8
	CH6	-19.83	-19.23	-18.79	-18.19	<b>-15.67</b>	8
	CH11	-18.39	-17.79	-18.33	-17.73	<b>-14.75</b>	8
11n HT20	CH1	-19.36	-18.76	-20.11	-19.51	<b>-16.11</b>	8
	CH6	-19.51	-18.91	-19.31	-18.71	<b>-15.80</b>	8
	CH11	-18.67	-18.07	-19.42	-18.82	<b>-15.42</b>	8
11n HT40	CH1	-23.65	-23.05	-24.86	-24.26	<b>-20.60</b>	8
	CH4	-23.69	-23.09	-22.39	-21.79	<b>-19.38</b>	8
	CH7	-23.62	-23.02	-22.61	-22.01	<b>-19.48</b>	8
Note1:According Exploratory test, These data rate have the maximum output power							
Note2:Level=Read+ cable loss Total power=Chain1 Level +Chain2 Level (Linear)							

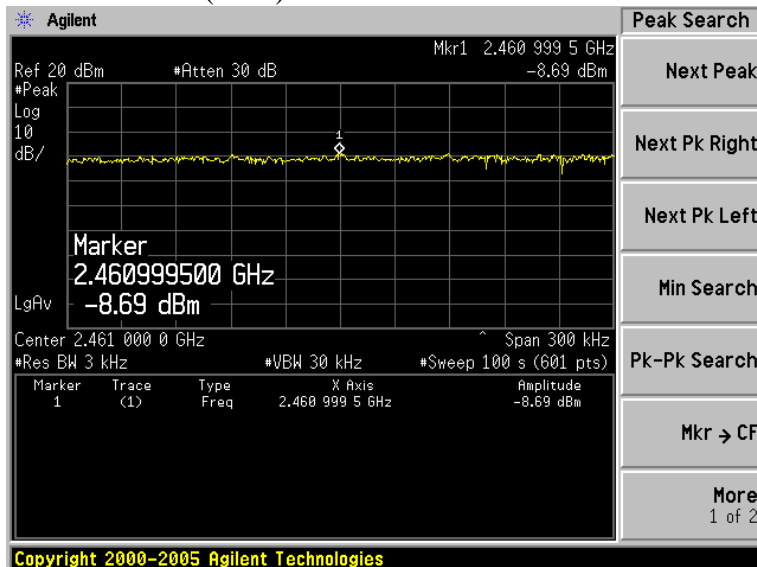
**CHAIN1:**  
IEEE 802.11b (ch1)



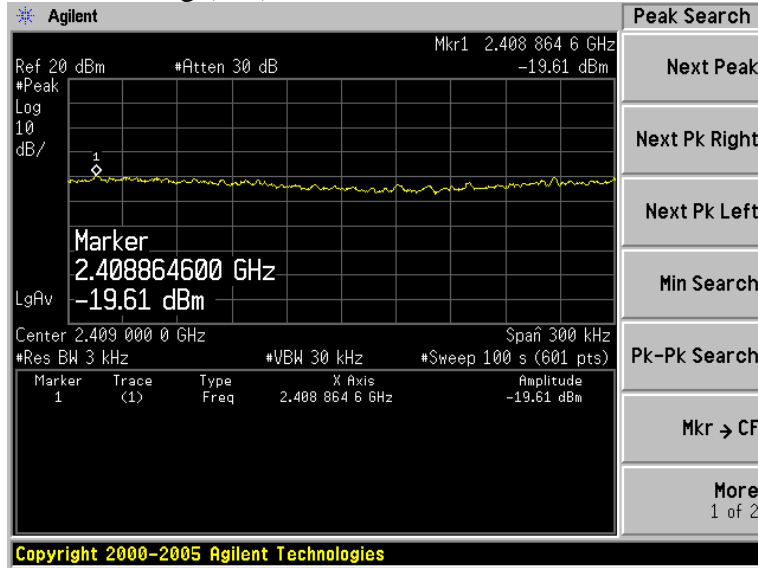
IEEE 802.11b (ch6)



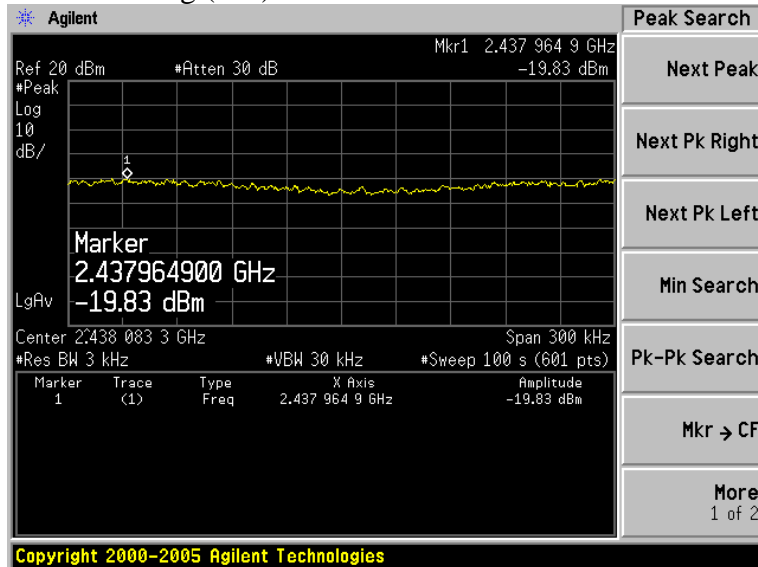
IEEE 802.11b (ch11)



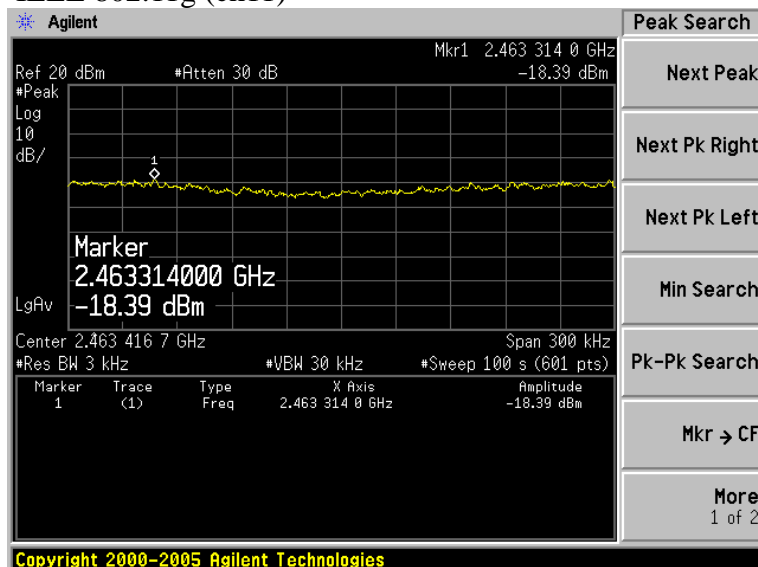
IEEE 802.11g (ch1)



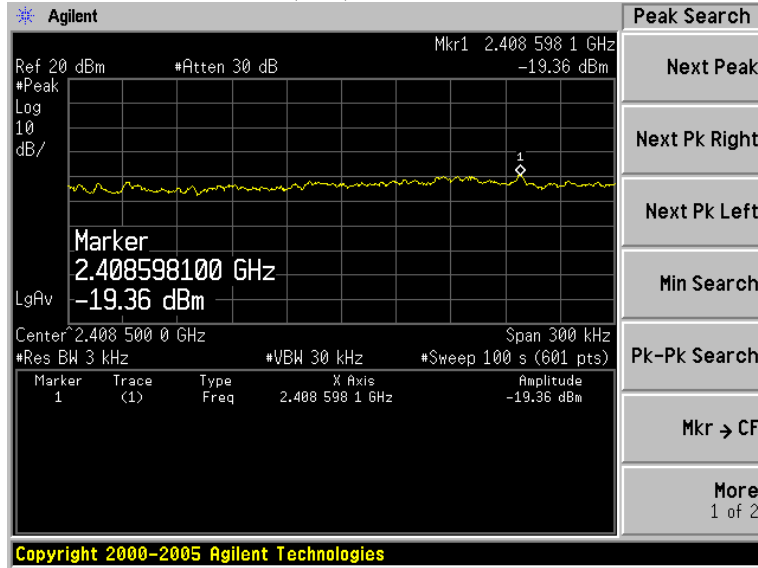
IEEE 802.11g (ch6)



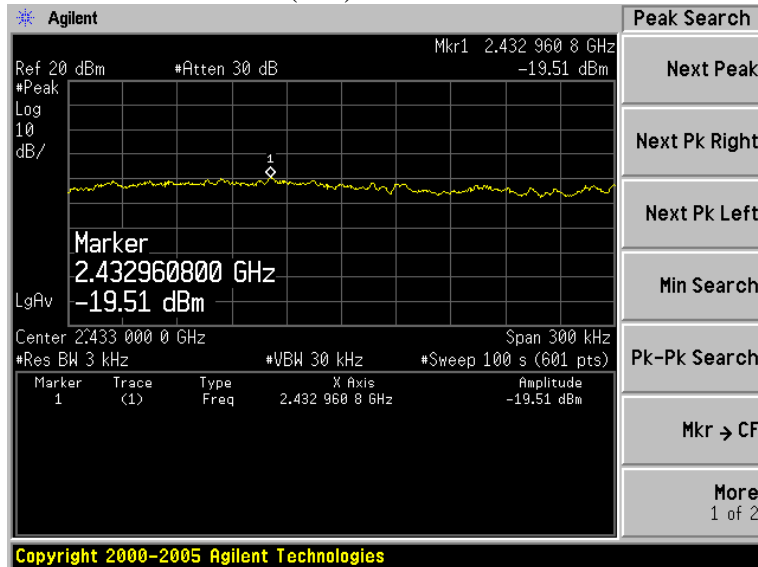
IEEE 802.11g (ch11)



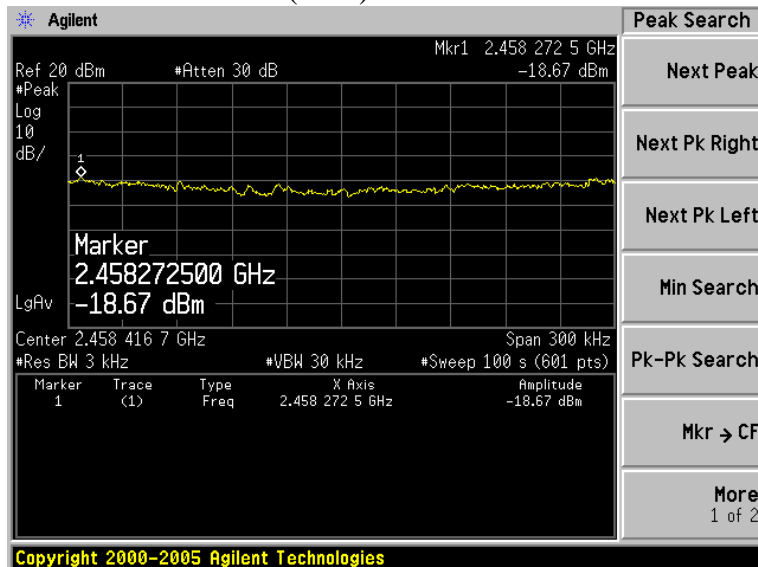
IEEE 802.11n HT20 (ch1)



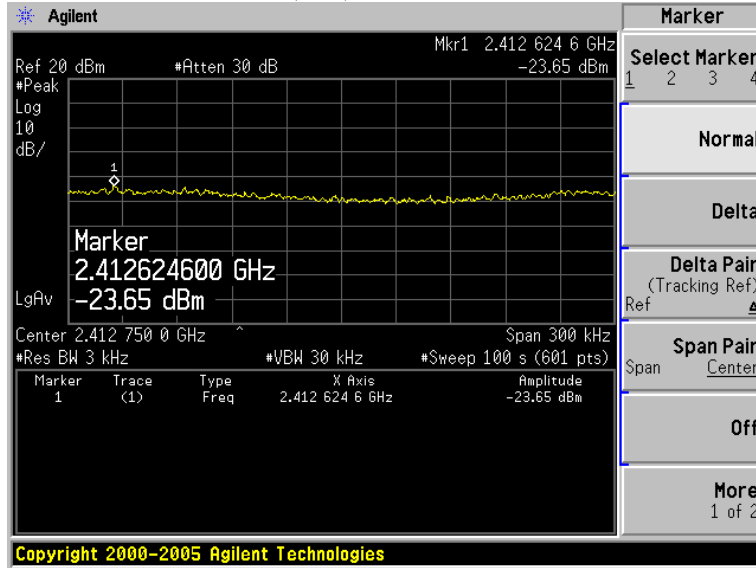
IEEE 802.11n HT20 (ch6)



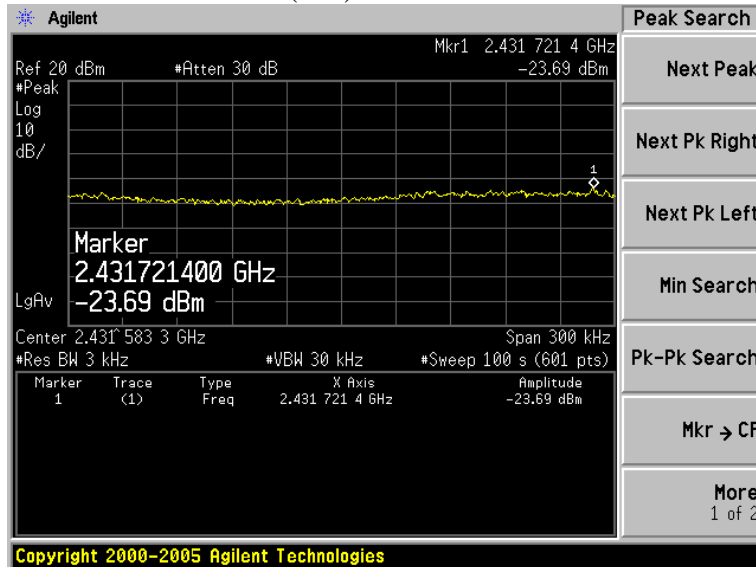
IEEE 802.11n HT20 (ch11)



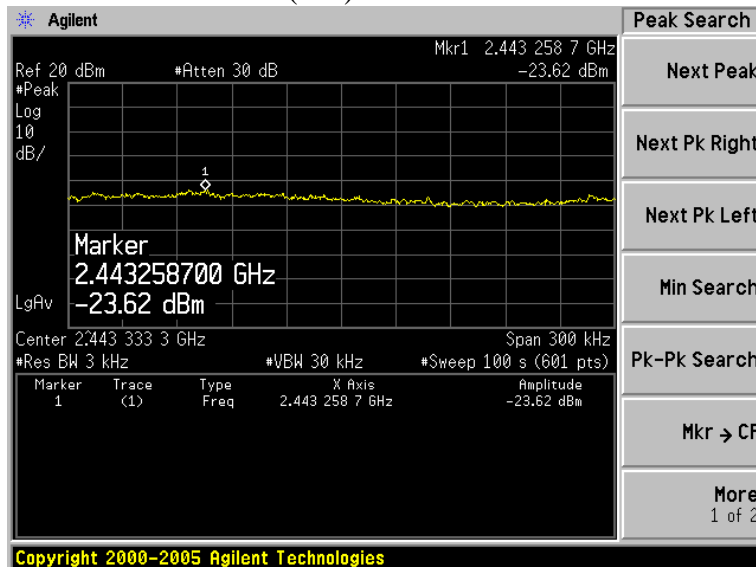
IEEE 802.11n HT40 (ch1)



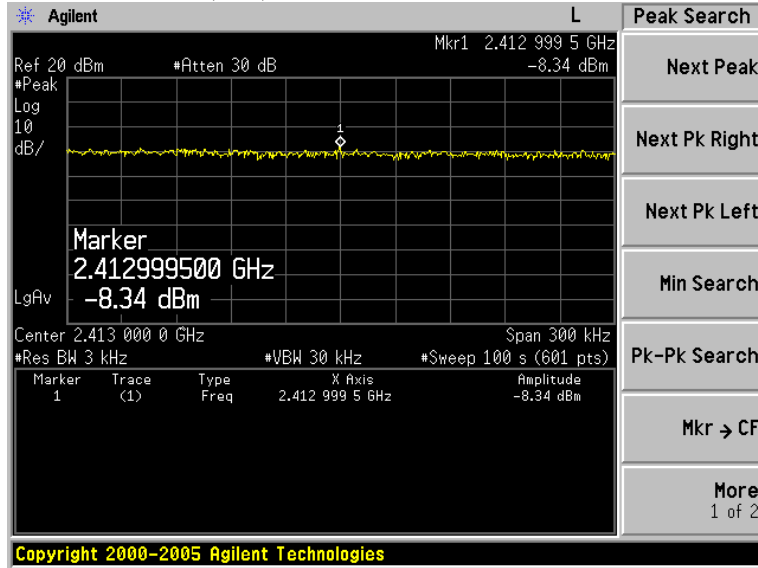
IEEE 802.11n HT40 (ch4)



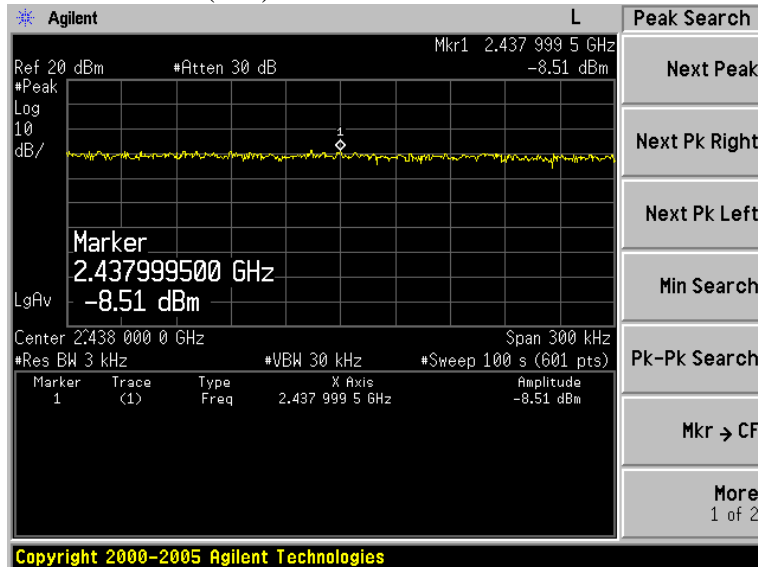
IEEE 802.11n HT40 (ch7)



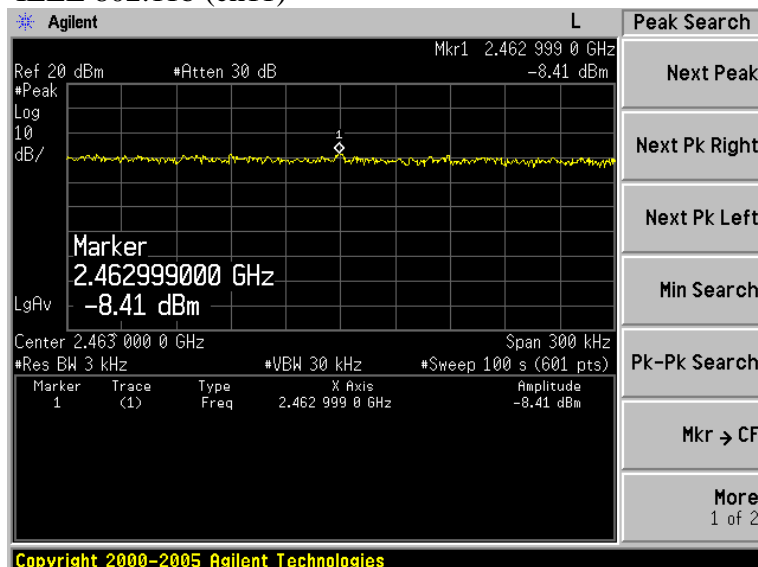
**CHAIN2:**  
IEEE 802.11b (ch1)



IEEE 802.11b (ch6)

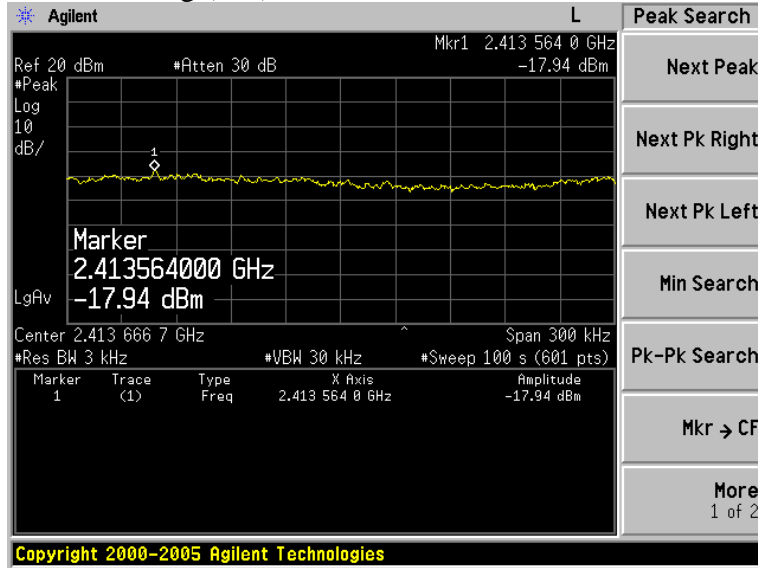


IEEE 802.11b (ch11)

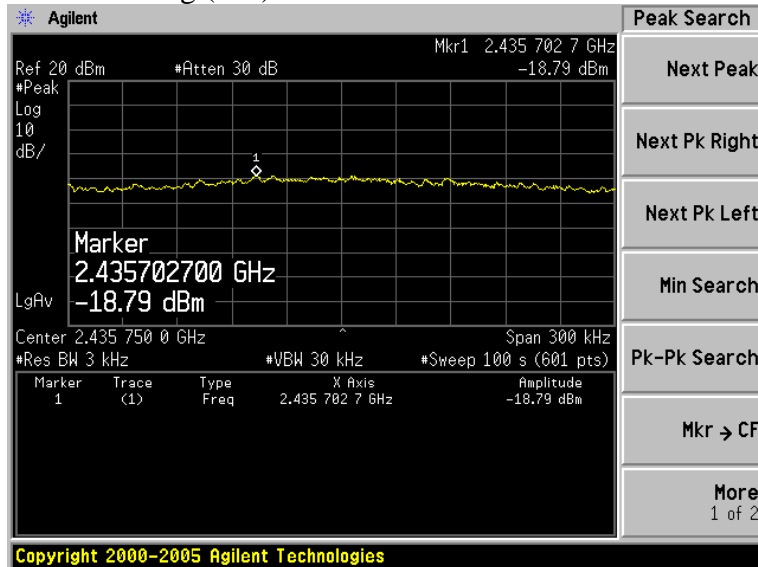




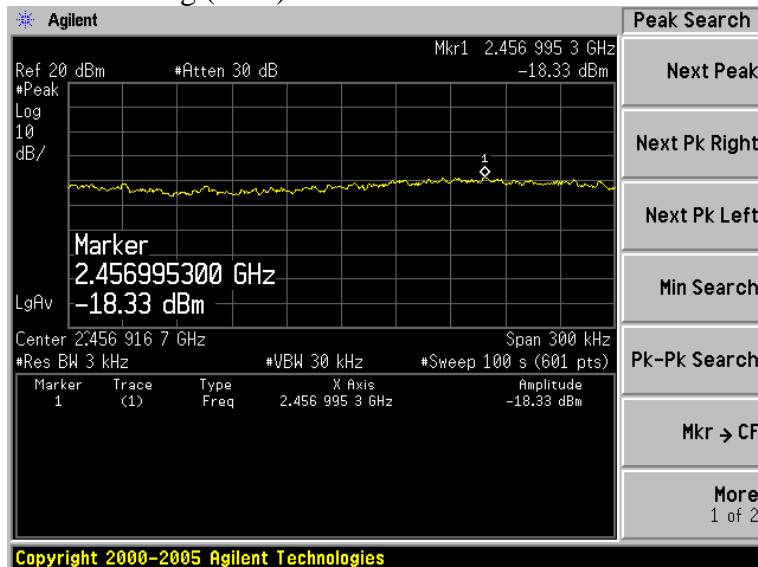
IEEE 802.11g (ch1)



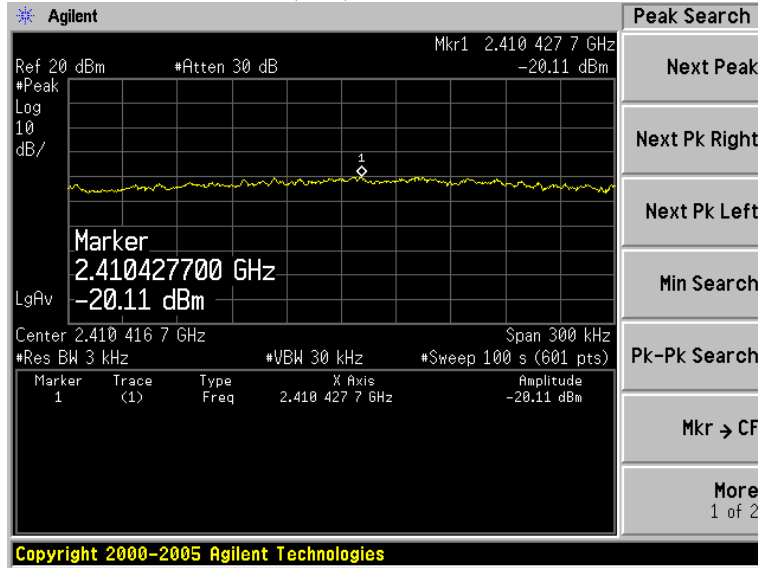
IEEE 802.11g (ch6)



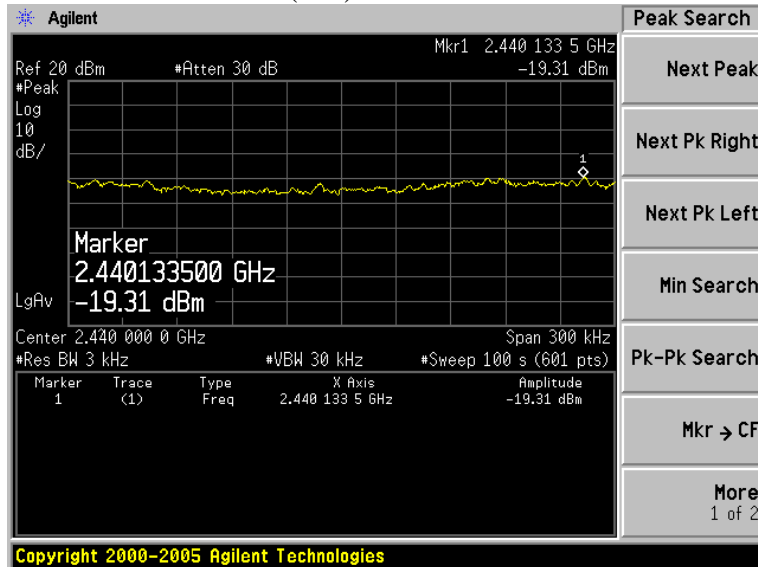
IEEE 802.11g (ch11)



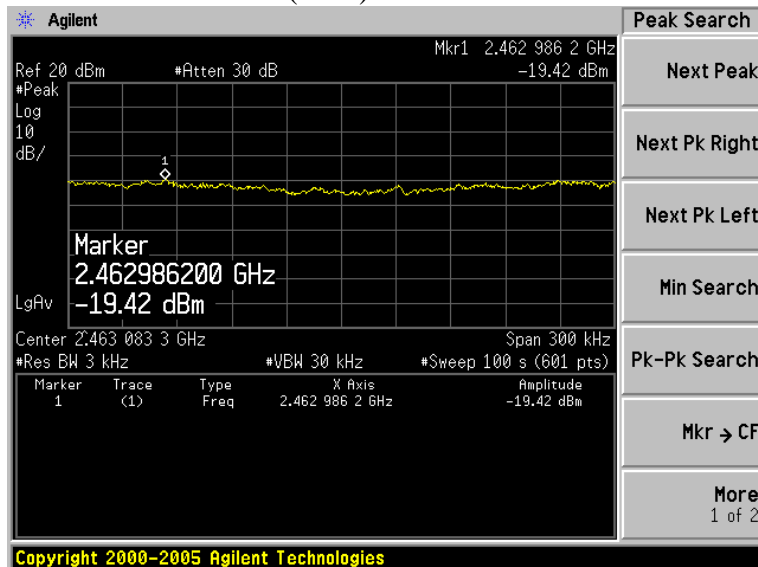
IEEE 802.11n HT20 (ch1)



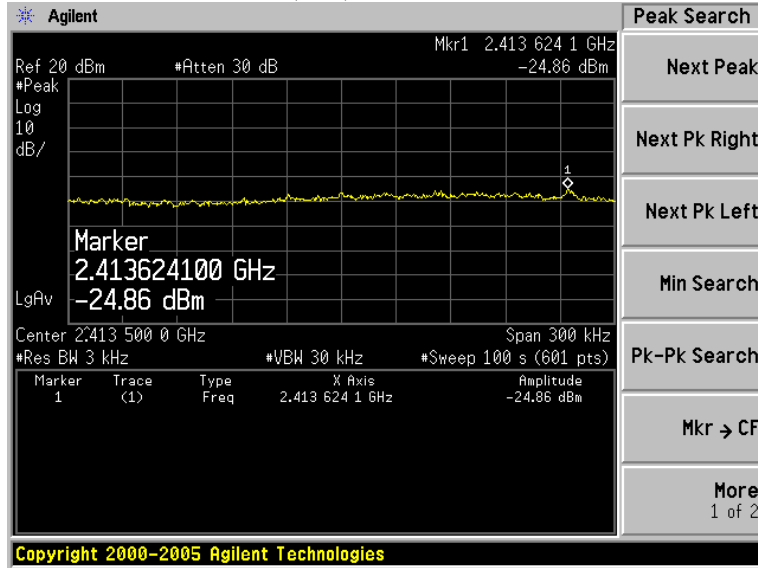
IEEE 802.11n HT20 (ch6)



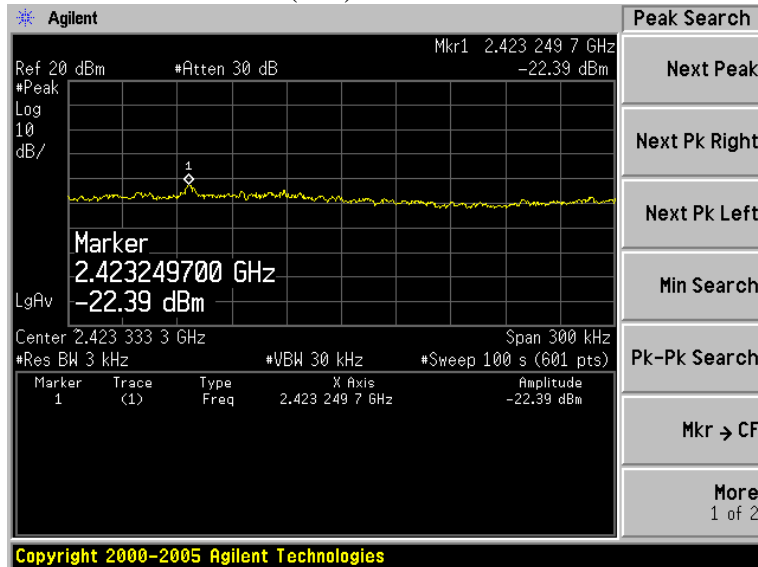
IEEE 802.11n HT20 (ch11)



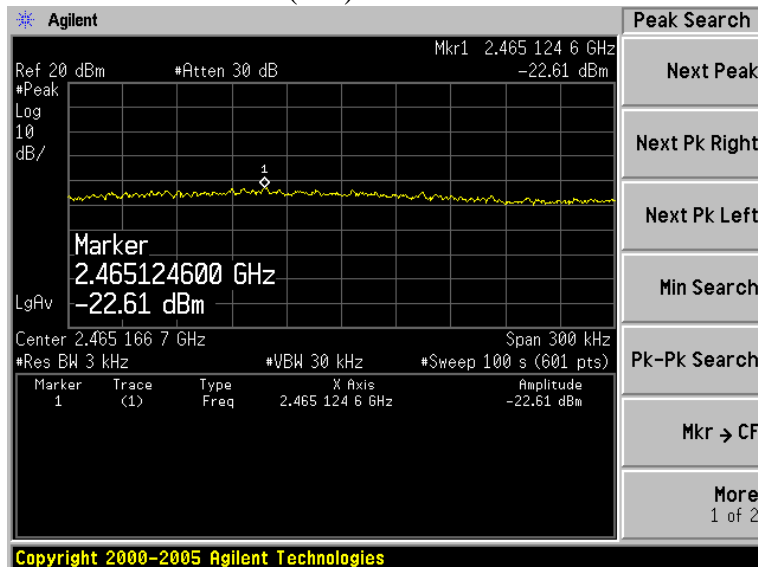
IEEE 802.11n HT40 (ch1)



IEEE 802.11n HT40 (ch4)



IEEE 802.11n HT40 (ch7)



## **10. ANTENNA REQUIREMENT**

### **10.1 STANDARD APPLICABLE**

For intentional device, according to FCC 47 CFR Section 15.203, an intentional radiator shall be designed to ensure that no antenna other than that furnished by the responsible party shall be used with the device. And according to FCC 47 CFR Section 15.247 (b), if transmitting antennas of directional gain greater than 6dBi are used, the power shall be reduced by the amount in dB that the directional gain of the antenna exceeds 6dBi.

### **10.2 ANTENNA CONNECTED CONSTRUCTION**

The antenna used for this product is antenna with SMA-B connector (see EUT photo) that no antenna other than that furnished by the responsible party shall be used with the device, The maximum peak gain of this antenna is only 2dBi.

## **11.DEVIATION TO TEST SPECIFICATIONS**

[ NONE]