





## Appendix D. Photographs of EUT and Setup

# FCC SAR Test Report

## <Photographs of EUT>



## <Antenna Location>




# FCC SAR Test Report

## <Photographs of SAR Setup>



USB Horizontal Up with 0.5 cm Gap




USB Horizontal Down with 0.5 cm Gap



USB Vertical Front with 0.5 cm Gap



USB Vertical Back with 0.5 cm Gap



Tip Mode with 0.5 cm Gap

