

Figure 5
Inside of the EUT



Figure 6
Inside of the EUT



Figure 7
Inside of the EUT




Figure 8
Components Side of the PCB




Figure 9
Components Side of the PCB



Figure 10
Components Side of the PCB




Figure 11
Components Side of the PCB



Figure 12
Components Side of the PCB



Figure 13
Components Side of the PCB

