



FCC ID:TE7TDW8960NV5

AUDIX Technology (Shenzhen) Co., Ltd.

FCC PART 15C TEST REPORT FOR CERTIFICATION
On Behalf of

TP-LINK TECHNOLOGIES CO., LTD.

300Mbps Wireless N ADSL2+ Modem Router

Model No.: TD-W8960N

FCC ID: TE7TDW8960NV5

Prepared for : TP-LINK TECHNOLOGIES CO., LTD.

Building 24(floors 1,3,4,5) and 28 (floors1-4) Central Science
and Technology Park, Shennan Rd, Nanshan, Shenzhen, China

Prepared By : Audix Technology (Shenzhen) Co., Ltd.

No. 6, Ke Feng Rd., 52 Block,
Shenzhen Science & Industrial Park,
Nantou, Shenzhen, Guangdong, China

Tel: (0755) 26639496

Report Number : ACS-F13332

Date of Test : Oct.15~Nov.15, 2013

Date of Report : Dec.10, 2013

TABLE OF CONTENTS

| <u>Description</u> | <u>Page</u> |
|--|-------------|
| 1. SUMMARY OF STANDARDS AND RESULTS | 1-1 |
| 1.1. Description of Standards and Results | 1-1 |
| 2. GENERAL INFORMATION | 2-1 |
| 2.1. Description of Device (EUT) | 2-1 |
| 2.2. Test Information | 2-2 |
| 2.3. Tested Supporting System Details | 2-3 |
| 2.4. Block Diagram of Test Setup | 2-3 |
| 2.5. Test Facility | 2-4 |
| 2.6. Measurement Uncertainty (95% confidence levels, k=2)..... | 2-4 |
| 3. POWER LINE CONDUCTED EMISSION TEST..... | 3-1 |
| 3.1. Test Equipments | 3-1 |
| 3.2. Block Diagram of Test Setup | 3-1 |
| 3.3. Power Line Conducted Emission Test Limits | 3-1 |
| 3.4. Configuration of EUT on Test..... | 3-1 |
| 3.5. Operating Condition of EUT | 3-2 |
| 3.6. Test Procedure | 3-2 |
| 3.7. Power Line Conducted Emission Test Results | 3-2 |
| 4. RADIATED EMISSION TEST | 4-1 |
| 4.1. Test Equipment..... | 4-1 |
| 4.2. Block Diagram of Test Setup | 4-1 |
| 4.3. Radiated Emission Limit | 4-2 |
| 4.4. EUT Configuration on Test | 4-3 |
| 4.5. Operating Condition of EUT | 4-3 |
| 4.6. Test Procedure | 4-3 |
| 4.7. Radiated Emission Test Results | 4-4 |
| 5. CONDUCTED SPURIOUS EMISSIONS | 5-1 |
| 5.1. Test Equipment..... | 5-1 |
| 5.2. Limit | 5-1 |
| 5.3. Test Procedure | 5-1 |
| 5.4. Test result | 5-1 |
| 6. BAND EDGE COMPLIANCE TEST | 6-1 |
| 6.1. Test Equipment..... | 6-1 |
| 6.2. Limit | 6-1 |
| 6.3. Test Produce | 6-1 |
| 6.4. Test Results | 6-1 |
| 7. 6dB Bandwidth Test | 7-1 |
| 7.1. Test Equipment..... | 7-1 |
| 7.2. Limit | 7-1 |
| 7.3. Test Procedure | 7-1 |
| 7.4. Test Results | 7-1 |
| 8. OUTPUT POWER TEST | 8-1 |
| 8.1. Test Equipment..... | 8-1 |
| 8.2. Limit (FCC Part 15C 15.247 b(3)) | 8-1 |
| 8.3. Test Procedure | 8-1 |
| 8.4. Test Results | 8-2 |
| 9. POWER SPECTRAL DENSITY TEST | 9-1 |
| 9.1. Test Equipment..... | 9-1 |

| | | |
|------------|--|-------------|
| 9.2. | Limit | 9-1 |
| 9.3. | Test Procedure | 9-1 |
| 9.4. | Test Results | 9-2 |
| 10. | MPE ESTIMATION | 10-1 |
| 10.1. | Limit for General Population/ Uncontrolled Exposures | 10-1 |
| 10.2. | Estimation Result..... | 10-1 |
| 11. | ANTENNA REQUIREMENT | 11-1 |
| 11.1. | STANDARD APPLICABLE | 11-1 |
| 11.2. | ANTENNA CONNECTED CONSTRUCTION | 11-1 |
| 12. | DEVIATION TO TEST SPECIFICATIONS | 12-1 |
| 13. | PHOTOGRAPH OF TEST..... | 13-1 |
| 13.1. | Photos of Power Line Conducted Emission Test | 13-1 |
| 13.2. | Photos of Radiated Emission Test | 13-2 |
| 14. | PHOTOS OF THE EUT | 14-1 |

TEST REPORT CERTIFICATION

Applicant : TP-LINK TECHNOLOGIES CO., LTD.
Manufacturer : TP-LINK TECHNOLOGIES CO., LTD.
EUT Description : 300Mbps Wireless N ADSL2+ Modem Router
FCC ID : TE7TDW8960NV5
(A) MODEL NO. : TD-W8960N
(B) SERIAL NO. : N/A
(C) POWER SUPPLY : 100-240V, 50/60Hz
(D) TEST VOLTAGE : DC 9V From Adapter Input AC 120V/60Hz

Tested for comply with:
FCC Rules and Regulations Part 15 Subpart C: 2012

Test procedure used:
ANSI C63.10:2009

The device described above is tested by AUDIX TECHNOLOGY (SHENZHEN) CO., LTD. to confirm comply with all the FCC Part 15 Subpart C requirements. The test results are contained in this test report and AUDIX TECHNOLOGY (SHENZHEN) CO., LTD. is assumed full responsibility for the accuracy and completeness of these tests. Also, this report shows that the Equipment Under Test (EUT) is to be technically compliant with the FCC and IC requirements. This report contains data that are not covered by the NVLAP accreditation.

This Report is made under FCC Part 2.1075. No modifications were required during testing to bring this product into compliance.

This report applies to above tested sample only. This report shall not be reproduced in part without written approval of AUDIX TECHNOLOGY (SHENZHEN) CO., LTD.

The report must not be used by the client to claim product certification, approval, or endorsement by NVLAP, NIST, or any agency of the federal government.

Date of Test : Oct.15~Nov.15, 2013 Report of date: Dec.10, 2013

Prepared by : Julia Zhu Reviewed by : Sunny Lu
Julia Zhu / Assistant Sunny Lu / Assistant Manager



Approved & Authorized Signer : David Jin
David Jin / Manager

1. SUMMARY OF STANDARDS AND RESULTS

1.1. Description of Standards and Results

The EUT have been tested according to the applicable standards as referenced below.

| EMISSION | | |
|-------------------------------|--|---------|
| Description of Test Item | Standard | Results |
| Power Line Conducted Emission | FCC Part 15: 15.207 ANSI C63.10: 2009 | PASS |
| Radiated Emission | FCC Part 15: 15.209 ANSI C63.10: 2009 | PASS |
| Band Edge Compliance | FCC Part 15: 15.247 ANSI C63.10: 2009 | PASS |
| Conducted spurious emissions | FCC Part 15: 15.247 ANSI C63.10: 2009 | PASS |
| 6dB Bandwidth | FCC Part 15: 15.247 ANSI C63.10: 2009 | PASS |
| Peak Output Power | FCC Part 15: 15.247 ANSI C63.10: 2009 | PASS |
| Power Spectral Density | FCC Part 15: 15.247 ANSI C63.10: 2009 | PASS |
| Antenna requirement | FCC Part 15: 15.203 | PASS |

2. GENERAL INFORMATION

2.1. Description of Device (EUT)

| | |
|-----------------------|--|
| Product Name | : 300Mbps Wireless N ADSL2+ Modem Router |
| Model Number | : TD-W8960N |
| FCC ID | : TE7TDW8960NV5 |
| Operation Frequency | : IEEE 802.11b: 2412MHz—2462MHz IEEE 802.11g: 2412MHz—2462MHz IEEE802.11n HT20: 2412MHz—2462MHz IEEE802.11n HT40: 2422MHz—2452MHz |
| Channel Number | : IEEE 802.11b/g, IEEE 802.11n HT20: 11 Channels IEEE 802.11n HT40: 7Channels |
| Modulation Technology | : IEEE 802.11b: DSSS(CCK,DQPSK,DBPSK) IEEE 802.11g: OFDM(64QAM, 16QAM, QPSK, BPSK) IEEE 802.11n HT20, HT40: OFDM (64QAM, 16QAM, QPSK,BPSK) |
| Antenna Assembly Gain | : Dipole antenna, PK gain 5dBi |
| Applicant | : TP-LINK TECHNOLOGIES CO., LTD. Building 24(floors 1,3,4,5) and 28 (floors1-4) Central Science and Technology Park, Shennan Rd, Nanshan, Shenzhen, China |
| Manufacturer | : TP-LINK TECHNOLOGIES CO., LTD. Building 24(floors 1,3,4,5) and 28 (floors1-4) Central Science and Technology Park, Shennan Rd, Nanshan, Shenzhen, China |
| Power Adapter | : Manufacturer: TP-LINK; M/N: T090085-2B1 Cable: Unshielded, Detachable,1.5m |
| Date of Test | : Oct.15~Nov.15, 2013 |
| Date of Receipt | : Sep.12, 2013 |
| Sample Type | : Prototype production |

2.2. Test Information

A special test software was used to control EUT work in Continuous TX mode(100% duty cycle), and select test channel, wireless mode and data rate.

| Tested mode, channel, and data rate information | | | |
|---|----------------------------|-------------|-----------------|
| Mode | data rate (Mbps)(see Note) | Channel | Frequency (MHz) |
| IEEE 802.11b | 11 | Low :CH1 | 2412 |
| | 11 | Middle: CH6 | 2437 |
| | 11 | High: CH11 | 2462 |
| IEEE 802.11g | 54 | Low :CH1 | 2412 |
| | 54 | Middle: CH6 | 2437 |
| | 54 | High: CH11 | 2462 |
| IEEE 802.11n HT20 | 6.5 | Low :CH1 | 2412 |
| | 6.5 | Middle: CH6 | 2437 |
| | 6.5 | High: CH11 | 2462 |
| IEEE 802.11n HT40 | 13.5 | Low :CH1 | 2422 |
| | 13.5 | Middle: CH4 | 2437 |
| | 13.5 | High: CH7 | 2452 |

Note1: According exploratory test, EUT will have maximum PK output power in those data rate, so those data rate were used for all test.

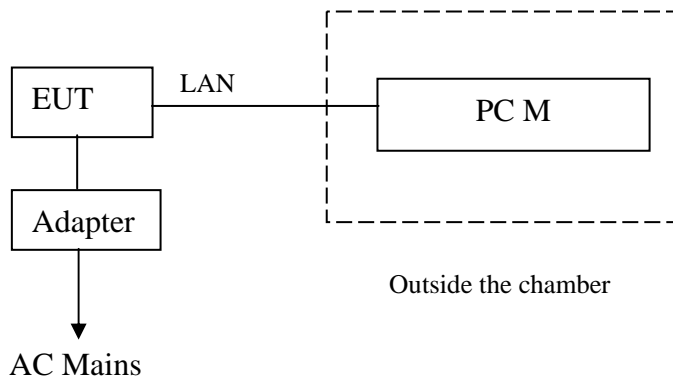
Note2: This is MIMO2*2 device, According to exploratory test, chain 1 has the worst case emission so choose chain 1 for the radiated emission and band edge test in 11b/g Mode. Test with two antenna transmit simultaneously in 11n Mode

Note3: This is MIMO device, The power, power density and other test items was tested under the requirement in KDB662911.

2.3. Tested Supporting System Details

| No. | Description | ACS No. | Manufacturer | Model | Serial Number | Approved type |
|-----|-------------------|---|--------------|------------|---------------|---|
| 1 | Personal Computer | Test PC M | DELL | Studio 540 | 224XK2X | <input checked="" type="checkbox"/> FCC DoC <input checked="" type="checkbox"/> BSMI ID:R33002 |
| | | Power Cord: Unshielded, Detachable, 1.8m Display Card: HD3450 (DVI+VGA+HDMI) | | | | |

2.4. Block Diagram of Test Setup



(EUT: 300Mbps Wireless N ADSL2+ Modem Router)

2.5. Test Facility

Site Description

Name of Firm : Audix Technology (Shenzhen) Co., Ltd.
No. 6, Ke Feng Rd., 52 Block, Shenzhen
Science & Industrial Park, Nantou,
Shenzhen, Guangdong, China

3m Anechoic Chamber : Certificated by FCC, USA
Registration Number: 90454
Valid Date: Feb.22, 2015

3m & 10m Anechoic Chamber : Certificated by FCC, USA
Registration Number: 794232
Valid Date: Oct.31, 2015

EMC Lab. : Certificated by Industry Canada
Registration Number: IC 5183A-1
Valid Date: Jun.13, 2014

: Certificated by DAkkS, Germany
Registration No: D-PL-12151-01-01
Valid Date: Feb.01, 2014

: Accredited by NVLAP, USA
NVLAP Code: 200372-0
Valid Date: Mar.31, 2014

2.6. Measurement Uncertainty (95% confidence levels, k=2)

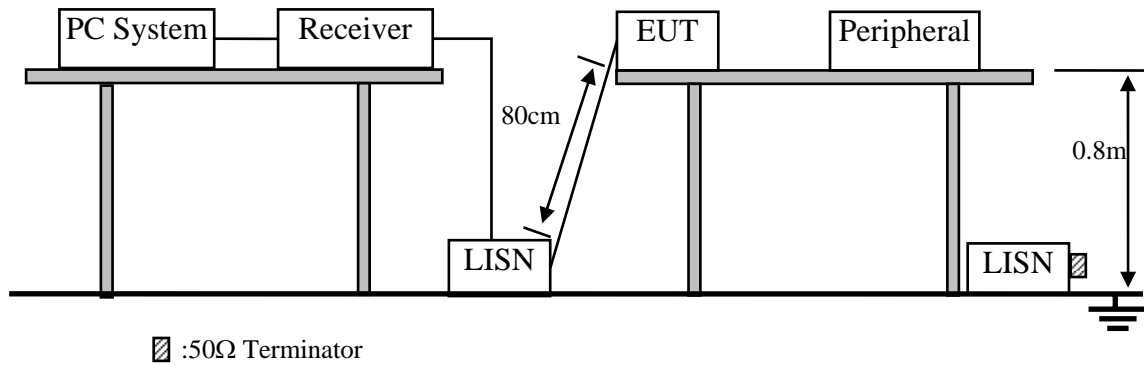
| Test Item | Uncertainty |
|--|------------------------------------|
| Uncertainty for Conduction emission test in No. 1 Conduction | 3.08 dB(9KHz to 150KHz) |
| | 3.10 dB(150kHz to 30MHz) |
| Uncertainty for Radiation Emission test in 3m chamber | 3.22 dB(30~200MHz, Polarize: H) |
| | 3.23 dB(30~200MHz, Polarize: V) |
| | 3.49 dB(200M~1GHz, Polarize: H) |
| | 3.39 dB(200M~1GHz, Polarize: V) |
| Uncertainty for Radiation Emission test in 3m chamber (1GHz-18GHz) | 4.97 dB (Distance: 3m Polarize: V) |
| | 4.99 dB (Distance: 3m Polarize: H) |
| Uncertainty for Radiated Spurious Emission test in RF chamber | 3.57 dB |
| Uncertainty for Conduction Spurious emission test | 2.00 dB |
| Uncertainty for Output power test | 0.73 dB |
| Uncertainty for Power density test | 2.00 dB |
| Uncertainty for Frequency range test | 7×10^{-8} |
| Uncertainty for Bandwidth test | 83 kHz |
| Uncertainty for DC power test | 0.038 % |
| Uncertainty for test site temperature and humidity | 0.6°C |
| | 3% |

3. POWER LINE CONDUCTED EMISSION TEST

3.1. Test Equipments

| Item | Equipment | Manufacturer | Model No. | Serial No. | Last Cal. | Cal. Interval |
|------|----------------|-----------------|-----------|------------|------------|---------------|
| 1. | Test Receiver | Rohde & Schwarz | ESHS10 | 838693/001 | Oct.31, 12 | 1 Year |
| 2. | L.I.S.N.#1 | Rohde & Schwarz | ESH2-Z5 | 834066/011 | Oct.31, 12 | 1 Year |
| 3. | L.I.S.N.#3 | Kyoritsu | KNW-242C | 8-1920-1 | May.08, 13 | 1 Year |
| 4. | Terminator | Hubersuhner | 50Ω | No.1 | May.08, 13 | 1 Year |
| 5. | Terminator | Hubersuhner | 50Ω | No.2 | May.08, 13 | 1 Year |
| 6. | RF Cable | Fujikura | 3D-2W | No.1 | May.08, 13 | 1Year |
| 7. | Coaxial Switch | Anritsu | MP59B | M50564 | May.08, 13 | 1 Year |
| 8. | Pulse Limiter | Rohde & Schwarz | ESH3-Z2 | 100341 | May.08, 13 | 1 Year |

3.2. Block Diagram of Test Setup



3.3. Power Line Conducted Emission Test Limits

| Frequency | Maximum RF Line Voltage | |
|-----------------|----------------------------|-------------------------|
| | Quasi-Peak Level dB(μV) | Average Level dB(μV) |
| 150kHz ~ 500kHz | 66 ~ 56* | 56 ~ 46* |
| 500kHz ~ 5MHz | 56 | 46 |
| 5MHz ~ 30MHz | 60 | 50 |

Notes: 1. * Decreasing linearly with logarithm of frequency.

2. The lower limit shall apply at the transition frequencies.

3.4. Configuration of EUT on Test

The following equipment are installed on Power Line Conducted Emission Test to meet the commission requirement and operating regulations in a manner which tends to maximize its emission characteristics in a normal application.

3.4.1. 300Mbps Wireless N ADSL2+ Modem Router (EUT)

Model Number : TD-W8960N
Serial Number : N/A

3.4.2. Support Equipment: As Tested Supporting System Details, in Section 2.2.

3.5. Operating Condition of EUT

- 3.5.1. Setup the EUT and simulator as shown as Section 3.2.
- 3.5.2. Turned on the power of all equipment.
- 3.5.3. PC run test software to control EUT work in Tx mode.

3.6. Test Procedure

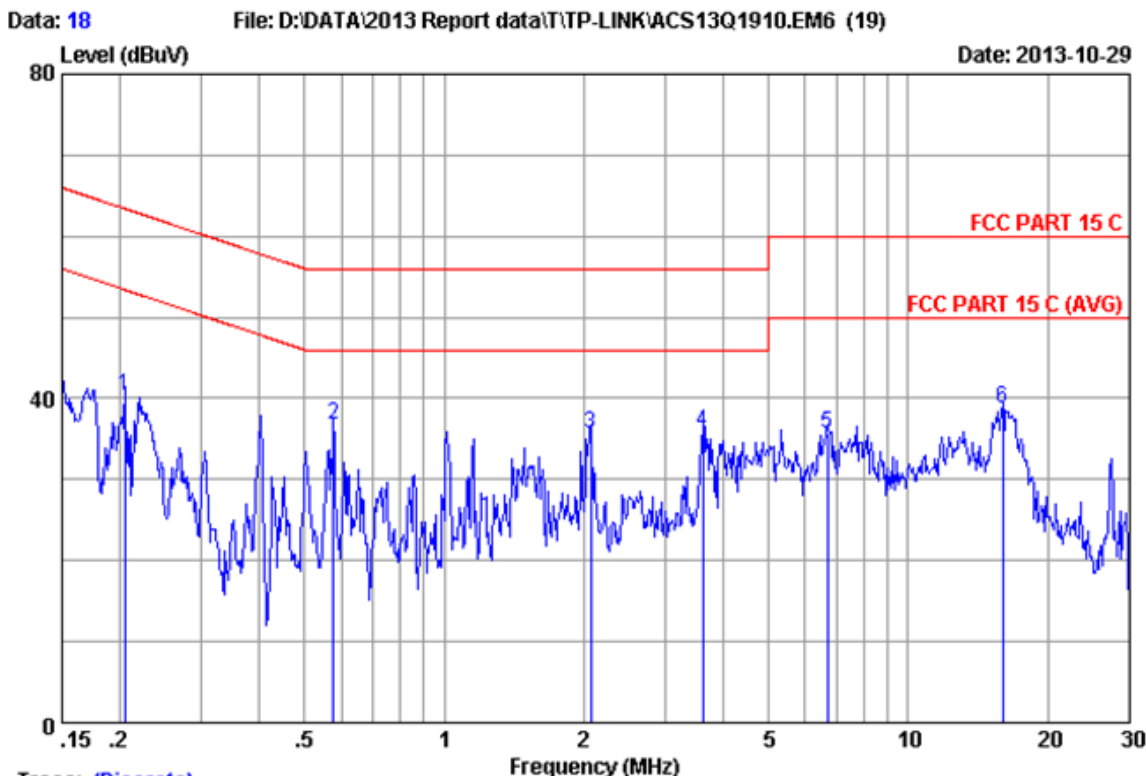
The EUT was placed on a non-metallic table, 80cm above the ground plane. The EUT Power connected to the power mains through a line impedance stabilization network (L.I.S.N. 1#). This provides a 50 ohm coupling impedance for the EUT (Please refer the block diagram of the test setup and photographs). The AC line are checked to find out the maximum conducted emission. In order to find the maximum emission levels, the relative positions of equipment and all of the interface cables shall be changed according to ANSI C63.10: 2009 on Conducted Emission Test.

The bandwidth of test receiver (R & S ESHS10) is set at 9kHz.

The frequency range from 150kHz to 30MHz is checked.

3.7. Power Line Conducted Emission Test Results

PASS. (All emissions not reported below are too low against the prescribed limits.)

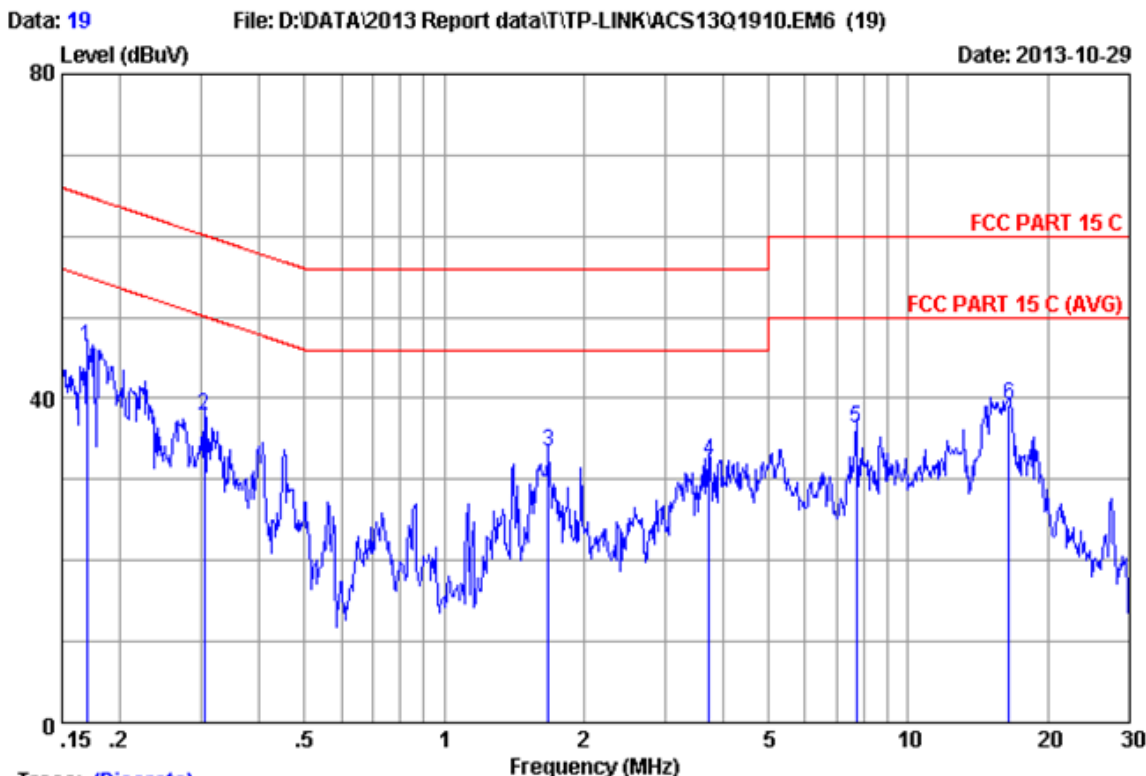


Trace: (Discrete)

Site no :1#conduction Data No :18
 Dis./Ant. **: 2012 ESH2-25 LINE
 Limit :FCC PART 15 C
 Env./Ins. :23.5*C/60% Engineer :Leo-Li
 EUT :300Mbps Wireless N ADSL2+ Modem Router
 Power Rating :DC 9V From Adapter Input AC 120V/60Hz
 Test Mode :Tx Mode
 :M/N:TD-W8960N

| No | Freq (MHz) | LISN Factor (dB) | Cable Loss (dB) | Reading (dBuV) | Emission Level (dBuV) | Limits (dBuV) | Margin (dB) | Remark |
|----|------------|------------------|-----------------|----------------|-----------------------|---------------|-------------|--------|
| 1 | 0.20505 | 0.21 | 0.01 | 40.22 | 40.44 | 63.40 | 22.96 | QP |
| 2 | 0.57617 | 0.23 | 0.02 | 36.50 | 36.75 | 56.00 | 19.25 | QP |
| 3 | 2.066 | 0.28 | 0.04 | 35.40 | 35.72 | 56.00 | 20.28 | QP |
| 4 | 3.603 | 0.32 | 0.06 | 35.47 | 35.85 | 56.00 | 20.15 | QP |
| 5 | 6.698 | 0.39 | 0.08 | 35.21 | 35.68 | 60.00 | 24.32 | QP |
| 6 | 15.970 | 0.72 | 0.12 | 37.89 | 38.73 | 60.00 | 21.27 | QP |

Remarks: 1.Emission Level=LISN Factor+Cable Loss+Reading.
 2.If the average limit is met when using a quasi-peak detector. the EUT shall be deemed to meet both limits and measurement with average detector is unnecessary.



Trace: (Discrete)

Site no :1#conduction Data No :19
 Dis./Ant. **: 2012 ESH2-25 NEUTRAL
 Limit :FCC PART 15 C
 Env./Ins. :23.5*C/60% Engineer :Leo-Li
 EUT :300Mbps Wireless N ADSL2+ Modem Router
 Power Rating :DC 9V From Adapter Input AC 120V/60Hz
 Test Mode :Tx Mode
 :M/N:TD-W8960N

| No | Freq (MHz) | LISN Factor (dB) | Cable Loss (dB) | Reading (dBUV) | Emission Level (dBUV) | Limits (dBUV) | Margin (dB) | Remark |
|----|------------|------------------|-----------------|----------------|-----------------------|---------------|-------------|--------|
| 1 | 0.16944 | 0.21 | 0.01 | 46.04 | 46.26 | 64.99 | 18.73 | QP |
| 2 | 0.30348 | 0.22 | 0.01 | 37.69 | 37.92 | 60.15 | 22.23 | QP |
| 3 | 1.680 | 0.27 | 0.04 | 33.07 | 33.38 | 56.00 | 22.62 | QP |
| 4 | 3.720 | 0.32 | 0.06 | 31.89 | 32.27 | 56.00 | 23.73 | QP |
| 5 | 7.728 | 0.41 | 0.09 | 35.89 | 36.39 | 60.00 | 23.61 | QP |
| 6 | 16.486 | 0.76 | 0.13 | 38.30 | 39.19 | 60.00 | 20.81 | QP |

Remarks: 1.Emission Level=LISN Factor+Cable Loss+Reading.
 2.If the average limit is met when using a quasi-peak detector. the EUT shall be deemed to meet both limits and measurement with average detector is unnecessary.

4. RADIATED EMISSION TEST

4.1. Test Equipment

4.1.1. For frequency range 30MHz~1000MHz (At Anechoic Chamber)

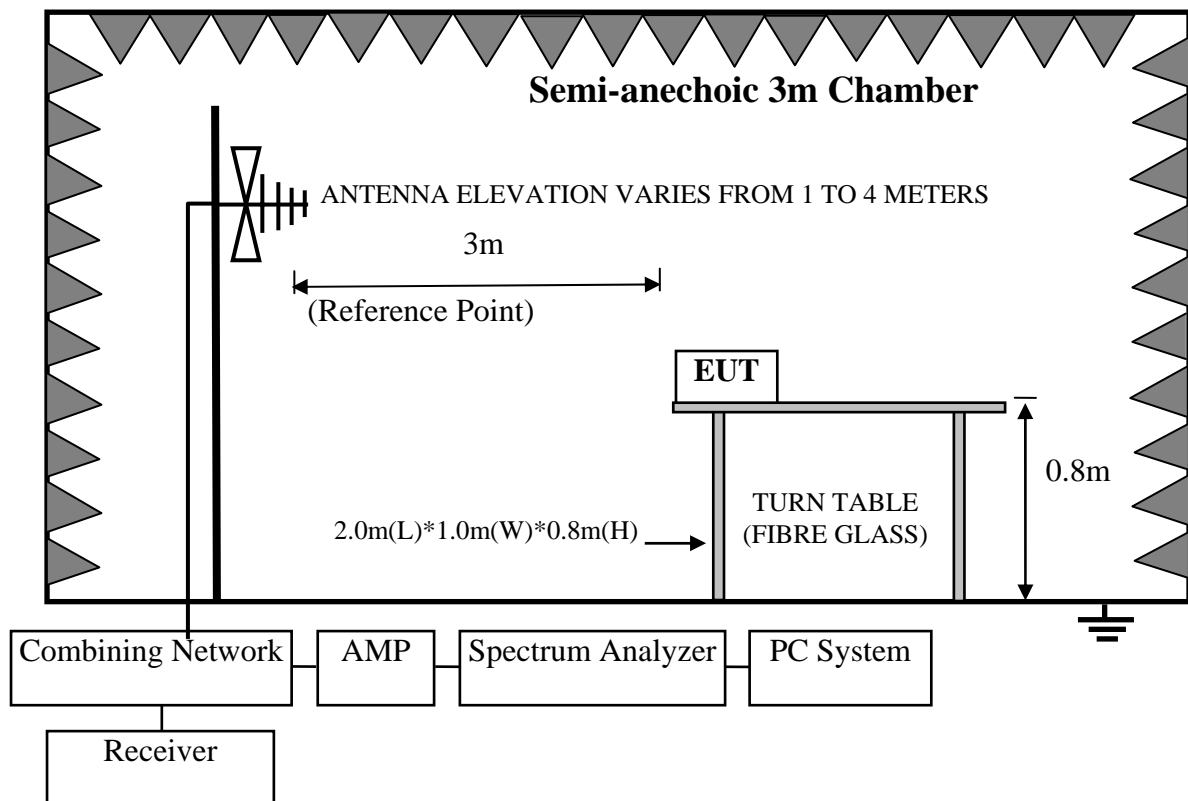
| Item | Equipment | Manufacturer | Model No. | Serial No. | Last Cal. | Cal. Interval |
|------|----------------|-----------------|-----------|-----------------|------------|---------------|
| 1 | 3#Chamber | AUDIX | N/A | N/A | Nov.24, 12 | 1 Year |
| 2 | EMI Spectrum | Agilent | E4407B | MY41440292 | May.08, 13 | 1 Year |
| 3 | Test Receiver | Rohde & Schwarz | ESVS10 | 834468/011 | May.08, 13 | 1 Year |
| 4 | Amplifier | HP | 8447D | 2648A04738 | May.08, 13 | 1 Year |
| 5 | Bilog Antenna | TESEQ | CBL6112D | 35375 | May.30, 13 | 1 Year |
| 6 | RF Cable | MIYAZAKI | CFD400-NL | 3# Chamber No.1 | May.08, 13 | 1 Year |
| 7 | Coaxial Switch | Anritsu | MP59B | M74389 | May.08, 13 | 1 Year |

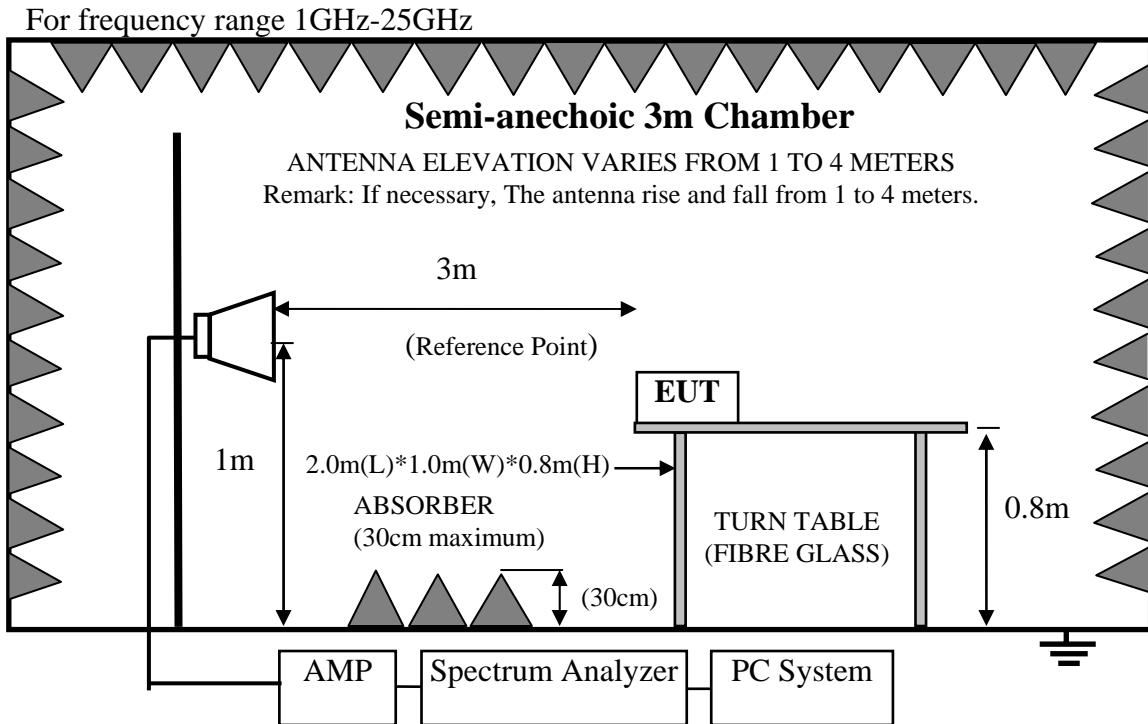
4.1.2. For frequency range 1GHz~25GHz (At Anechoic Chamber)

| Item | Equipment | Manufacturer | Model No. | Serial No. | Last Cal. | Cal. Interval |
|------|-------------------|--------------|-------------|------------|------------|---------------|
| 1 | Spectrum Analyzer | Agilent | E4407B | MY41440292 | May.08, 13 | 1 Year |
| 2 | Horn Antenna | EMCO | 3115 | 9607-4580 | Aug.28, 13 | 1 Year |
| 3 | Amplifier | Agilent | 8449B | 3008A00863 | May.08, 13 | 1 Year |
| 4 | RF Cable | Hubersuhner | SUCOFLEX106 | 77980/6 | May.08, 13 | 1 Year |
| 5 | RF Cable | Hubersuhner | SUCOFLEX106 | 77977/6 | May.08, 13 | 1 Year |
| 6 | Horn Antenna | EMCO | 3116 | 00060089 | Aug.28, 13 | 1 Year |

4.2. Block Diagram of Test Setup

For frequency range 30MHz-1000MHz





4.3. Radiated Emission Limit

4.3.1. 15.209 limits

| FREQUENCY MHz | DISTANCE Meters | FIELD STRENGTHS LIMIT | |
|------------------|--------------------|---|-----------------------------------|
| | | $\mu\text{V}/\text{m}$ | $\text{dB}(\mu\text{V})/\text{m}$ |
| 30 ~ 88 | 3 | 100 | 40.0 |
| 88 ~ 216 | 3 | 150 | 43.5 |
| 216 ~ 960 | 3 | 200 | 46.0 |
| 960 ~ 1000 | 3 | 500 | 54.0 |
| Above 1000 | 3 | 74.0 $\text{dB}(\mu\text{V})/\text{m}$ (Peak) 54.0 $\text{dB}(\mu\text{V})/\text{m}$ (Average) | |

Remark : (1) Emission level $\text{dB}\mu\text{V} = 20 \log$ Emission level $\mu\text{V}/\text{m}$

(2) The smaller limit shall apply at the cross point between two frequency bands.

(3) Distance is the distance in meters between the measuring instrument, antenna and the closest point of any part of the device or system.

4.3.2. 15.205 Restricted bands of operation

| MHz | MHz | MHz | GHz |
|----------------------------|-----------------------|-----------------|------------------|
| 0.090 - 0.110 | 16.42 - 16.423 | 399.9 - 410 | 4.5 - 5.15 |
| ¹ 0.495 - 0.505 | 16.69475 - 16.69525 | 608 - 614 | 5.35 - 5.46 |
| 2.1735 - 2.1905 | 16.80425 - 16.80475 | 960 - 1240 | 7.25 - 7.75 |
| 4.125 - 4.128 | 25.5 - 25.67 | 1300 - 1427 | 8.025 - 8.5 |
| 4.17725 - 4.17775 | 37.5 - 38.25 | 1435 - 1626.5 | 9.0 - 9.2 |
| 4.20725 - 4.20775 | 73 - 74.6 | 1645.5 - 1646.5 | 9.3 - 9.5 |
| 6.215 - 6.218 | 74.8 - 75.2 | 1660 - 1710 | 10.6 - 12.7 |
| 6.26775 - 6.26825 | 108 - 121.94 | 1718.8 - 1722.2 | 13.25 - 13.4 |
| 6.31175 - 6.31225 | 123 - 138 | 2200 - 2300 | 14.47 - 14.5 |
| 8.291 - 8.294 | 149.9 - 150.05 | 2310 - 2390 | 15.35 - 16.2 |
| 8.362 - 8.366 | 156.52475 - 156.52525 | 2483.5 - 2500 | 17.7 - 21.4 |
| 8.37625 - 8.38675 | 156.7 - 156.9 | 2690 - 2900 | 22.01 - 23.12 |
| 8.41425 - 8.41475 | 162.0125 - 167.17 | 3260 - 3267 | 23.6 - 24.0 |
| 12.29 - 12.293 | 167.72 - 173.2 | 3332 - 3339 | 31.2 - 31.8 |
| 12.51975 - 12.52025 | 240 - 285 | 3345.8 - 3358 | 36.43 - 36.5 |
| 12.57675 - 12.57725 | 322 - 335.4 | 3600 - 4400 | (²) |

All the emissions appearing within 15.205 restricted frequency bands shall not exceed the limits shown in 15.209, all the other emissions shall be at least 20dB below the fundamental emissions, or comply with 15.209 limits.

4.4.EUT Configuration on Test

The configurations of EUT are listed in Section 3.5.

4.5.Operating Condition of EUT

Same as Conducted Emission test that is listed in Section 3.6. except the test set up replaced by Section 4.2.

4.6.Test Procedure

EUT and its simulators are placed on a turn table, which is 0.8 meter high above ground. The turn table can rotate 360 degrees to determine the position of the maximum emission level. Power on the EUT and let it working in test mode, then test it. EUT is set 3 meters away from the receiving antenna, which is mounted on a antenna tower. The antenna can be moved up and down between 1 meter and 4 meters to find out the maximum emission level. Broadband antenna (calibrated bilog antenna) is used as receiving antenna. Both horizontal and vertical polarization of the antenna are set on test.

The bandwidth of the EMI test receiver (R&S ESVS10) is set at 120kHz for frequency range from 30MHz to 1000 MHz.

The bandwidth of the Spectrum's VBW is set at 3MHz and RBW is set at 1MHz for peak emissions measurement above 1GHz and 1MHz RBW, 10Hz VBW for average emissions measure above 1GHz

The frequency range from 30MHz to 10th harmonic (25GHz) are checked. and no any emissions were found from 18GHz to 25 GHz, So the radiated emissions from 18GHz to 25GHz were not record.

4.7.Radiated Emission Test Results

PASS.

All the emissions from 30MHz to 25 GHz were comply with 15.209 limits.

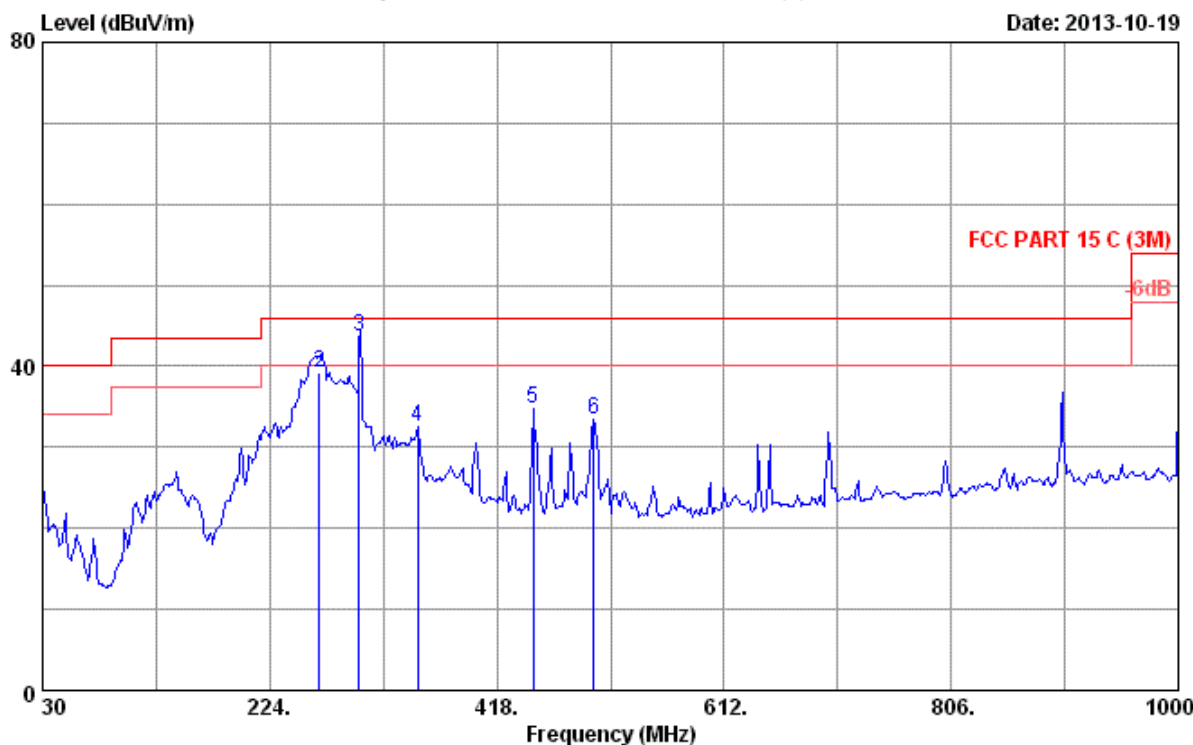
Note: For emissions above 1GHz, if peak level comply with average limit, then the average level is deemed to comply with average limit.

Frequency: 30MHz~1GHz

Data: 1

File: E:\2013 Report Data\T\TP-LINK\ACS13Q1910.EM6 (2)

Date: 2013-10-19



Site no. : 3m Chamber Data no. : 1
 Dis. / Ant. : 3m 2013 CBL6112D 35375 Ant. pol. : HORIZONTAL
 Limit : FCC PART 15 C (3M)
 Env. / Ins. : 24°C/65% Engineer : Kevin
 EUT : 300Mbps Wireless N ADSL2+ Modem Router
 Power rating : DC 9V From Adapter Input AC 120V/60Hz
 Test Mode : TX Mode
 M/N:TD-W8960N

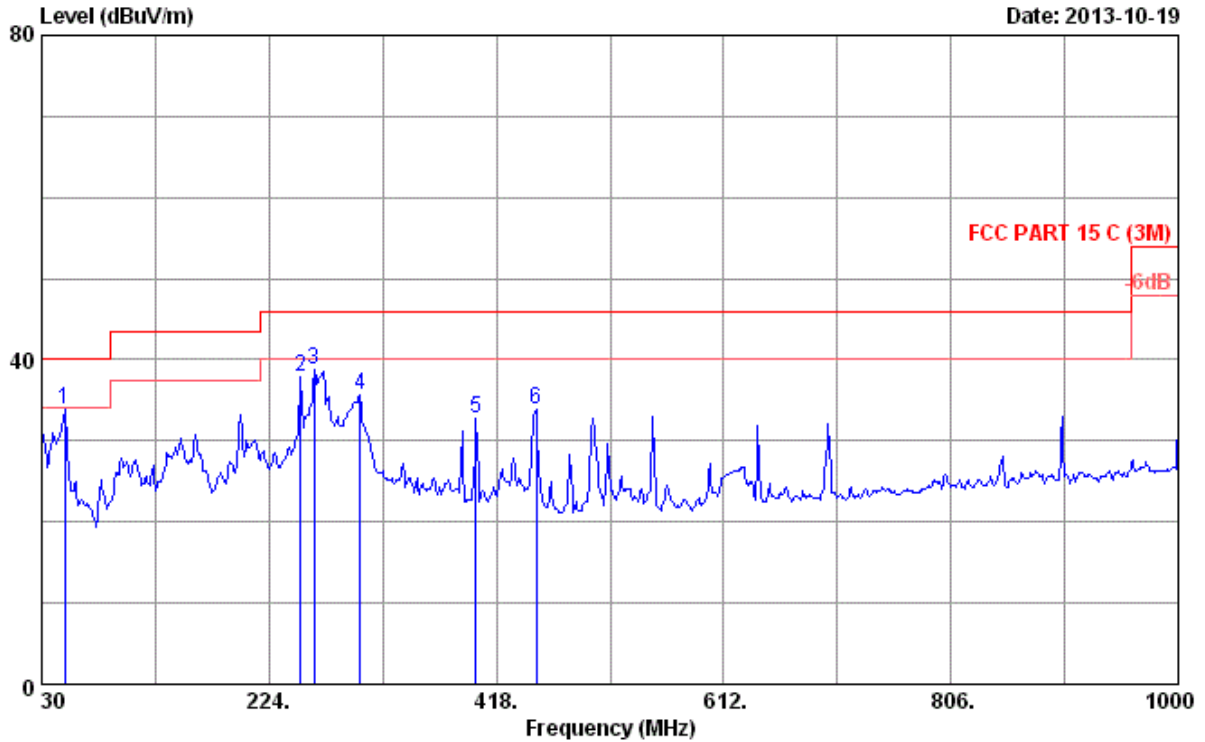
| No. | Freq. (MHz) | Ant. Factor (dB/m) | Cable Loss (dB) | Reading (dBuV) | Emission Level (dBuV/m) | Limits (dBuV/m) | Margin (dB) | Remark |
|-----|-------------|--------------------|-----------------|----------------|-------------------------|-----------------|-------------|--------|
| 1 | 30.000 | 20.10 | 0.83 | 3.95 | 24.88 | 40.00 | 15.12 | QP |
| 2 | 266.110 | 13.69 | 2.04 | 23.51 | 39.24 | 46.00 | 6.76 | QP |
| 3 | 300.010 | 14.00 | 2.17 | 27.50 | 43.67 | 46.00 | 2.33 | QP |
| 4 | 350.100 | 15.40 | 2.32 | 14.86 | 32.58 | 46.00 | 13.42 | QP |
| 5 | 449.040 | 17.18 | 2.60 | 15.07 | 34.85 | 46.00 | 11.15 | QP |
| 6 | 500.450 | 18.01 | 2.75 | 12.66 | 33.42 | 46.00 | 12.58 | QP |

Remarks: 1. Emission Level= Antenna Factor + Cable Loss + Reading.
 2. The emission levels that are 20dB below the official limit are not reported.

Data: 2

File: E:\2013 Report Data\TTP-LINK\ACS13Q1910.EM6 (2)

Date: 2013-10-19



Site no. : 3m Chamber Data no. : 2
 Dis. / Ant. : 3m 2013 CBL6112D 35375 Ant. pol. : VERTICAL
 Limit : FCC PART 15 C (3M)
 Env. / Ins. : 24*C/65% Engineer : Kevin
 EUT : 300Mbps Wireless N ADSL2+ Modem Router
 Power rating : DC 9V From Adapter Input AC 120V/60Hz
 Test Mode : TX Mode
 M/N:TD-W8960N

| No. | Freq. (MHz) | Ant. Factor (dB/m) | Cable Loss (dB) | Reading (dBuV) | Emission Level (dBuV/m) | Limits (dBuV/m) | Margin (dB) | Remark |
|-----|-------------|--------------------|-----------------|----------------|-------------------------|-----------------|-------------|--------|
| 1 | 49.400 | 9.34 | 1.18 | 23.45 | 33.97 | 40.00 | 6.03 | QP |
| 2 | 251.160 | 13.16 | 1.98 | 22.64 | 37.78 | 46.00 | 8.22 | QP |
| 3 | 262.800 | 13.96 | 2.03 | 22.70 | 38.69 | 46.00 | 7.31 | QP |
| 4 | 301.600 | 14.03 | 2.17 | 19.42 | 35.62 | 46.00 | 10.38 | QP |
| 5 | 400.540 | 16.63 | 2.46 | 13.75 | 32.84 | 46.00 | 13.16 | QP |
| 6 | 451.950 | 17.20 | 2.61 | 13.98 | 33.79 | 46.00 | 12.21 | QP |

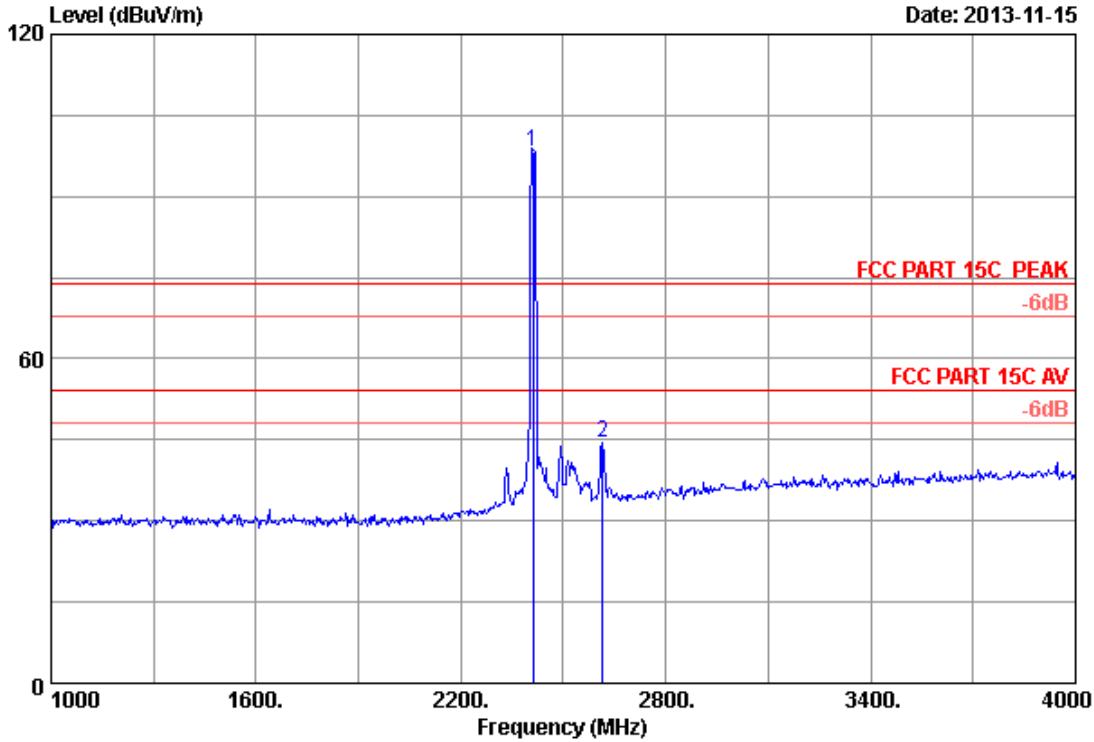
Remarks: 1. Emission Level= Antenna Factor + Cable Loss + Reading.
 2. The emission levels that are 20dB below the official limit are not reported.

Frequency: 1GHz~18GHz

Data: 1

File: G:\2013 report\T\TP-LINK\ACS13Q1910.EM6 (104)

Date: 2013-11-15



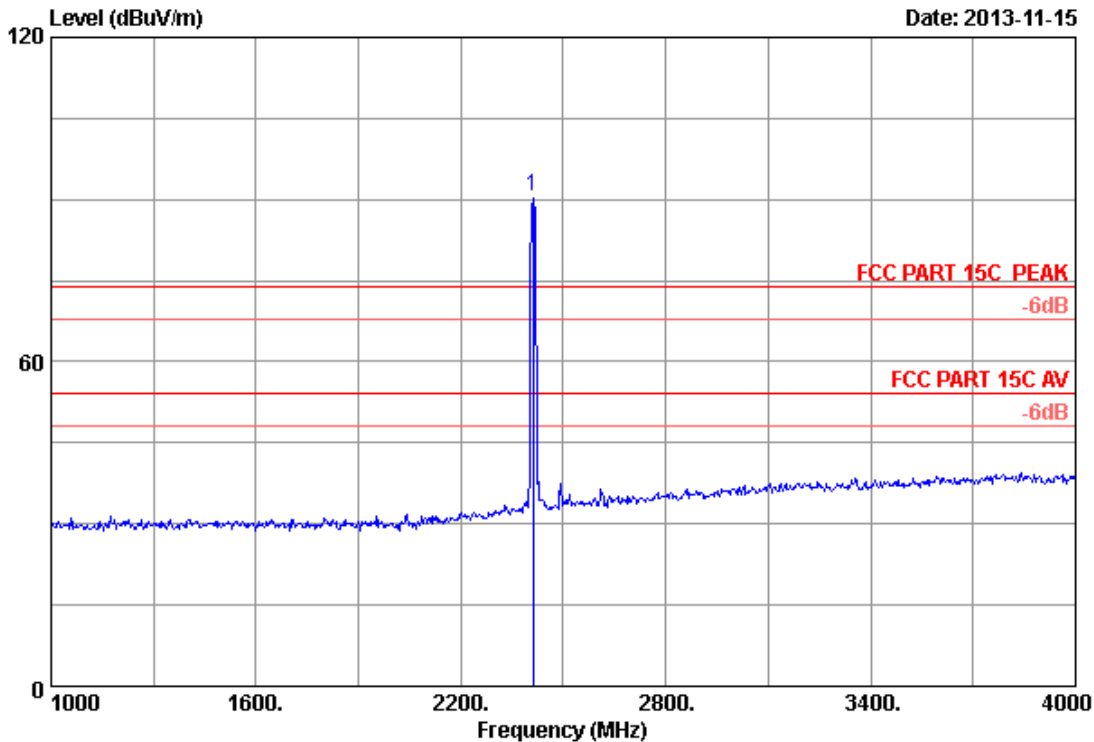
Site no. : 3m Chamber Data no. : 1
 Dis. / Ant. : 3m 2013 3115 (4580) Ant. pol. : HORIZONTAL
 Limit : FCC PART 15C PEAK
 Env. / Ins. : 23°C/54% Engineer : Leo-Li
 EUT : 300Mbps Wireless N ADSL2+ Modem Router
 Power supply : DC 9V From Adapter Input AC 120V/60Hz
 Test mode : IEEE802.11b CH1 2412MHz Tx
 TD-W8960N

| | Freq. (MHz) | Ant. Factor (dB/m) | Cable loss (dB) | Amp. Factor (dB) | Reading (dBuV) | Emission Level (dBuV/m) | Limits (dBuV/m) | Margin (dB) | Remark |
|---|----------------|--------------------------|-----------------------|------------------------|-------------------|-------------------------------|--------------------|----------------|--------|
| 1 | 2412.000 | 26.84 | 5.81 | 35.70 | 101.35 | 98.30 | 74.00 | -24.30 | Peak |
| 2 | 2614.000 | 27.81 | 6.11 | 35.70 | 46.33 | 44.55 | 74.00 | 29.45 | Peak |

Remarks:

1. Emission Level= Antenna Factor + Cable Loss -Amp Factor + Reading.
2. The emission levels that are 20dB below the official limit are not reported.

Data: 2 File: G:\2013 report\T\TP-LINK\ACS13Q1910.EM6 (104) Date: 2013-11-15



Site no. : 3m Chamber Data no. : 2
 Dis. / Ant. : 3m 2013 3115 (4580) Ant. pol. : VERTICAL
 Limit : FCC PART 15C PEAK
 Env. / Ins. : 23°C/54% Engineer : Leo-Li
 EUT : 300Mbps Wireless N ADSL2+ Modem Router
 Power supply : DC 9V From Adapter Input AC 120V/60Hz
 Test mode : IEEE802.11b CH1 2412MHz Tx
 TD-W8960N

| | Ant. | Cable | Amp. | Emission | | | | | |
|------------|--------|-------|--------|----------|----------|----------|--------|--------|--|
| Freq. | Factor | loss | Factor | Reading | Level | Limits | Margin | Remark | |
| (MHz) | (dB/m) | (dB) | (dB) | (dBuV) | (dBuV/m) | (dBuV/m) | (dB) | | |
| 1 2412.000 | 28.21 | 5.81 | 35.70 | 92.13 | 90.45 | 74.00 | -16.45 | Peak | |

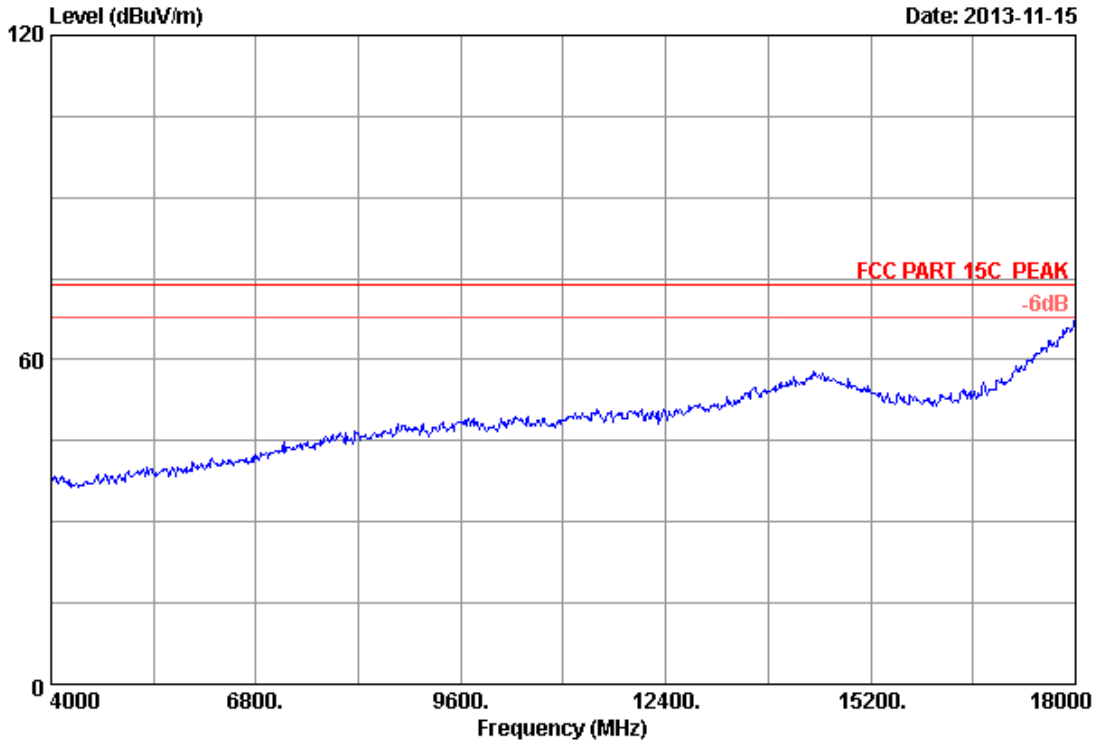
Remarks:

1. Emission Level= Antenna Factor + Cable Loss -Amp Factor + Reading.
2. The emission levels that are 20dB below the official limit are not reported.

Data: 7

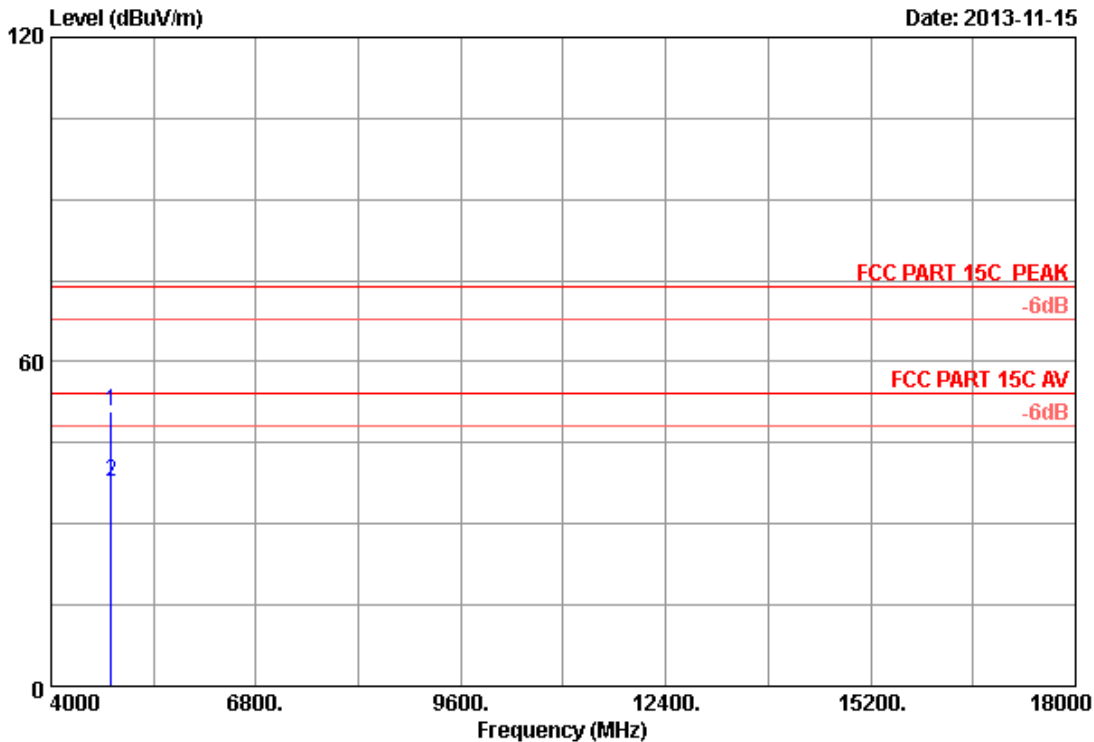
File: G:\2013 report\T\TP-LINK\ACS13Q1910.EM6 (104)

Date: 2013-11-15



Site no. : 3m Chamber Data no. : 7
Dis. / Ant. : 3m 2013 3115 (4580) Ant. pol. : HORIZONTAL
Limit : FCC PART 15C PEAK
Env. / Ins. : 23°C/54% Engineer : Leo-Li
EUT : 300Mbps Wireless N ADSL2+ Modem Router
Power supply : DC 9V From Adapter Input AC 120V/60Hz
Test mode : IEEE802.11b CH1 2412MHz Tx
TD-W8960N

Data: 8 File: G:\2013 report\T\TP-LINK\ACS13Q1910.EM6 (104) Date: 2013-11-15

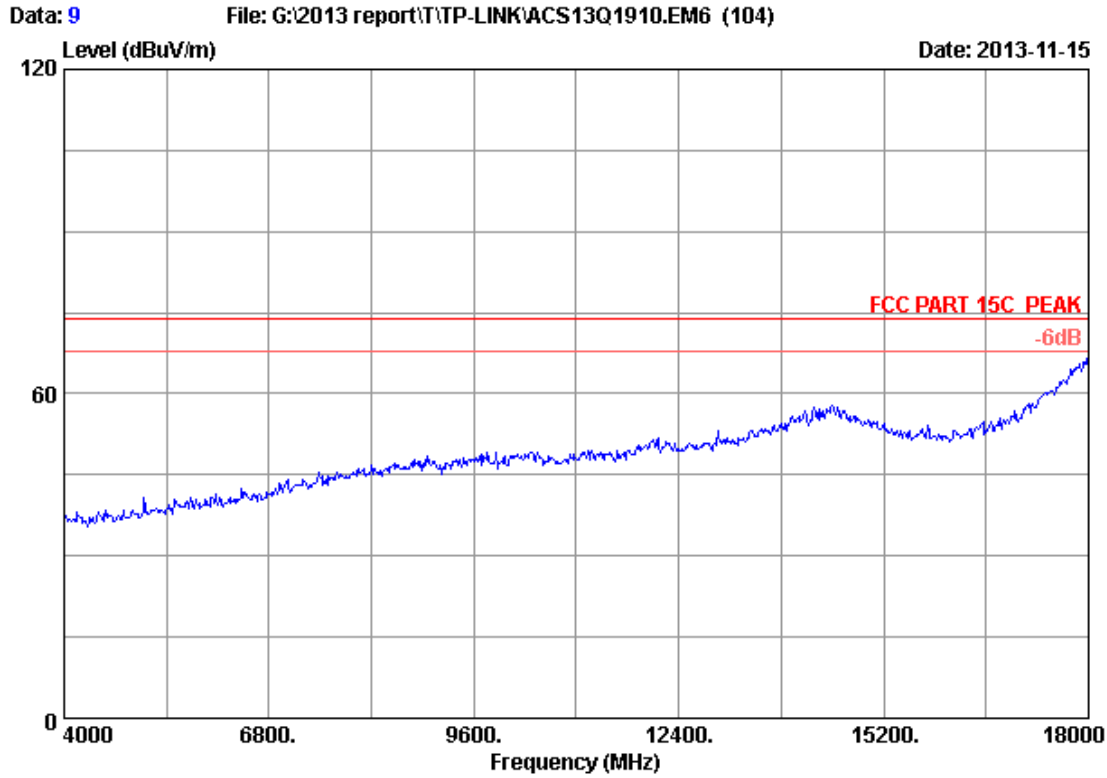


Site no. : 3m Chamber Data no. : 8
 Dis. / Ant. : 3m 2013 3115 (4580) Ant. pol. : HORIZONTAL
 Limit : FCC PART 15C PEAK
 Env. / Ins. : 23°C/54% Engineer : Leo-Li
 EUT : 300Mbps Wireless N ADSL2+ Modem Router
 Power supply : DC 9V From Adapter Input AC 120V/60Hz
 Test mode : IEEE802.11b CH1 2412MHz Tx
 TD-W8960N

| | Freq. (MHz) | Ant. Factor (dB/m) | Cable loss (dB) | Amp. Factor (dB) | Reading (dBuV) | Emission Level (dBuV/m) | Limits (dBuV/m) | Margin (dB) | Remark |
|---|----------------|--------------------------|-----------------------|------------------------|-------------------|-------------------------------|--------------------|----------------|---------|
| 1 | 4824.000 | 32.51 | 8.58 | 35.70 | 45.29 | 50.68 | 74.00 | 23.32 | Peak |
| 2 | 4824.000 | 32.51 | 8.58 | 35.70 | 32.41 | 37.80 | 54.00 | 16.20 | Average |

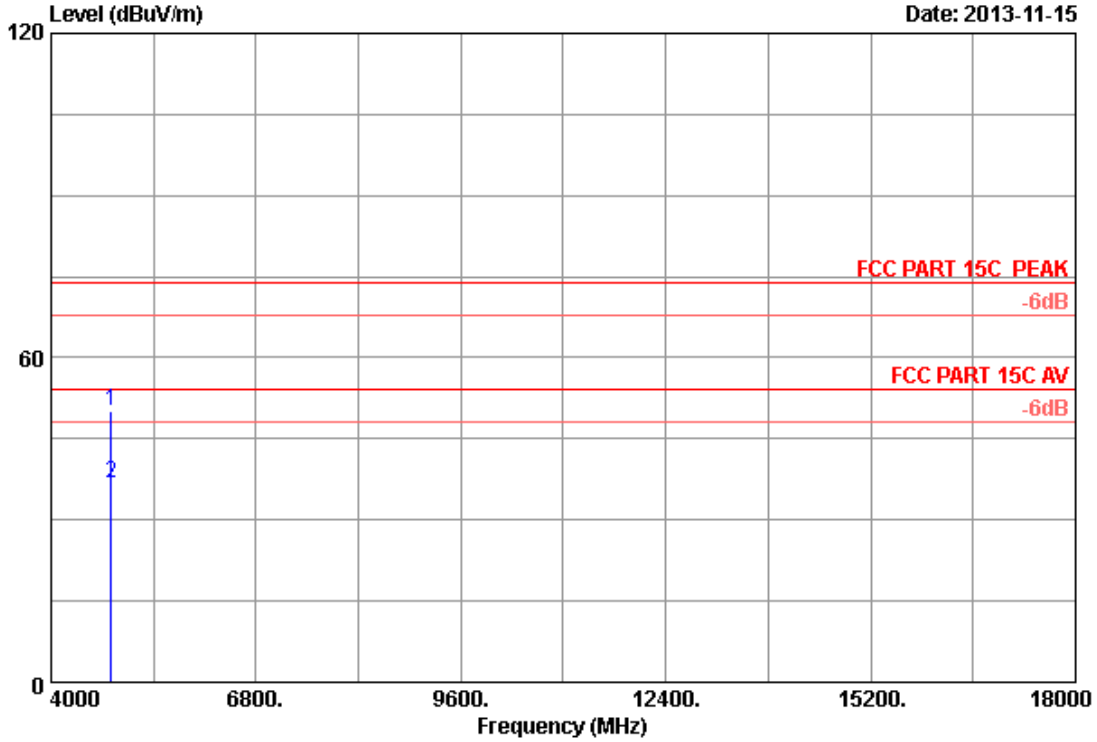
Remarks:

1. Emission Level= Antenna Factor + Cable Loss -Amp Factor + Reading.
2. The emission levels that are 20dB below the official limit are not reported.



| | | | |
|--------------|--|-----------|------------|
| Site no. | : 3m Chamber | Data no. | : 9 |
| Dis. / Ant. | : 3m 2013 3115 (4580) | Ant. pol. | : VERTICAL |
| Limit | : FCC PART 15C PEAK | | |
| Env. / Ins. | : 23°C/54% | Engineer | : Leo-Li |
| EUT | : 300Mbps Wireless N ADSL2+ Modem Router | | |
| Power supply | : DC 9V From Adapter Input AC 120V/60Hz | | |
| Test mode | : IEEE802.11b CH1 2412MHz Tx | | |
| | : TD-W8960N | | |

Data: 10 File: G:\2013 report\T\TP-LINK\ACS13Q1910.EM6 (104) Date: 2013-11-15



Site no. : 3m Chamber Data no. : 10
 Dis. / Ant. : 3m 2013 3115 (4580) Ant. pol. : VERTICAL
 Limit : FCC PART 15C PEAK
 Env. / Ins. : 23°C/54% Engineer : Leo-Li
 EUT : 300Mbps Wireless N ADSL2+ Modem Router
 Power supply : DC 9V From Adapter Input AC 120V/60Hz
 Test mode : IEEE802.11b CH1 2412MHz Tx
 TD-W8960N

| | Freq. (MHz) | Ant. Factor (dB/m) | Cable loss (dB) | Amp. Factor (dB) | Reading (dBuV) | Emission Level (dBuV/m) | Limits (dBuV/m) | Margin (dB) | Remark |
|---|----------------|--------------------------|-----------------------|------------------------|-------------------|-------------------------------|--------------------|----------------|---------|
| 1 | 4824.000 | 32.51 | 8.58 | 35.70 | 44.58 | 49.97 | 74.00 | 24.03 | Peak |
| 2 | 4824.000 | 32.51 | 8.58 | 35.70 | 31.29 | 36.68 | 54.00 | 17.32 | Average |

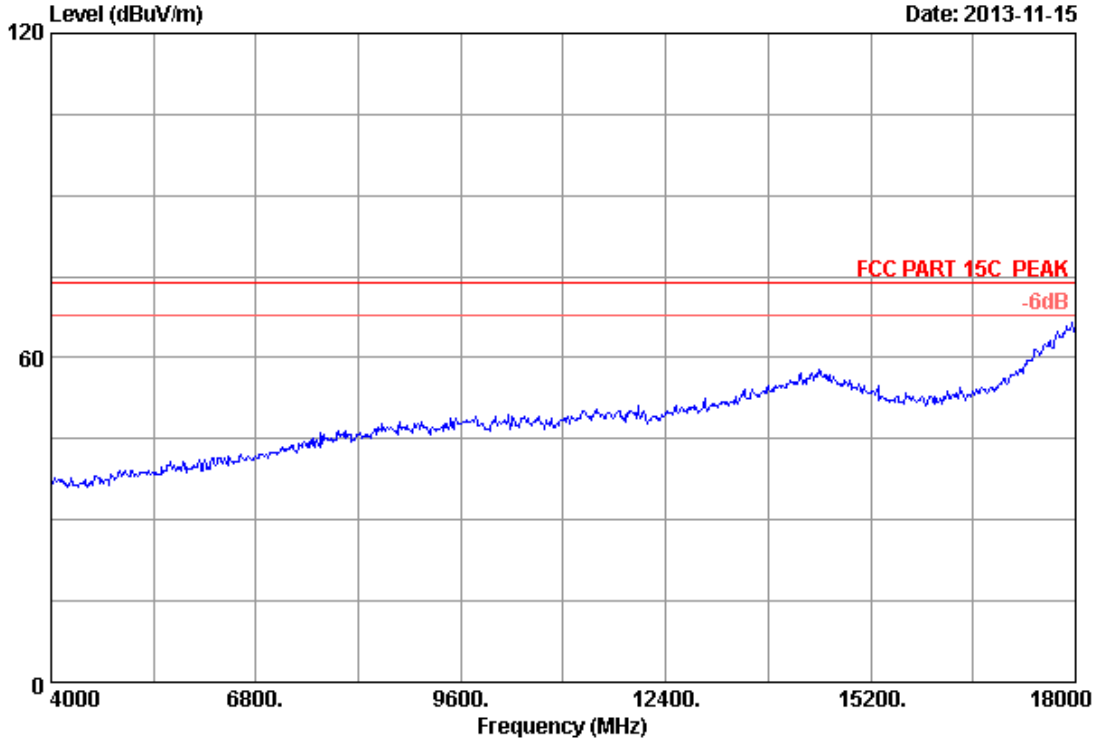
Remarks:

1. Emission Level= Antenna Factor + Cable Loss -Amp Factor + Reading.
2. The emission levels that are 20dB below the official limit are not reported.

Data: 11

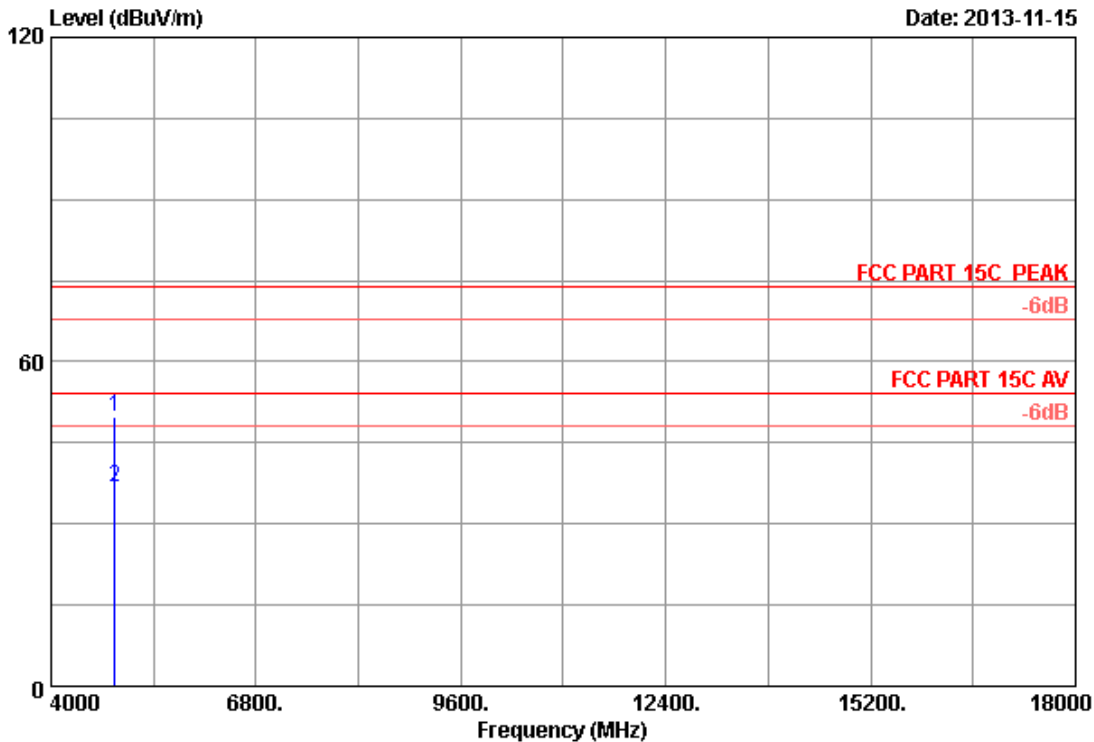
File: G:\2013 report\T\TP-LINK\ACS13Q1910.EM6 (104)

Date: 2013-11-15



| | | | |
|--------------|--|-----------|------------|
| Site no. | : 3m Chamber | Data no. | : 11 |
| Dis. / Ant. | : 3m 2013 3115 (4580) | Ant. pol. | : VERTICAL |
| Limit | : FCC PART 15C PEAK | | |
| Env. / Ins. | : 23°C/54% | Engineer | : Leo-Li |
| EUT | : 300Mbps Wireless N ADSL2+ Modem Router | | |
| Power supply | : DC 9V From Adapter Input AC 120V/60Hz | | |
| Test mode | : IEEE802.11b CH6 2437MHz Tx | | |
| | TD-W8960N | | |

Data: 12 File: G:\2013 report\T\TP-LINK\ACS13Q1910.EM6 (104) Date: 2013-11-15

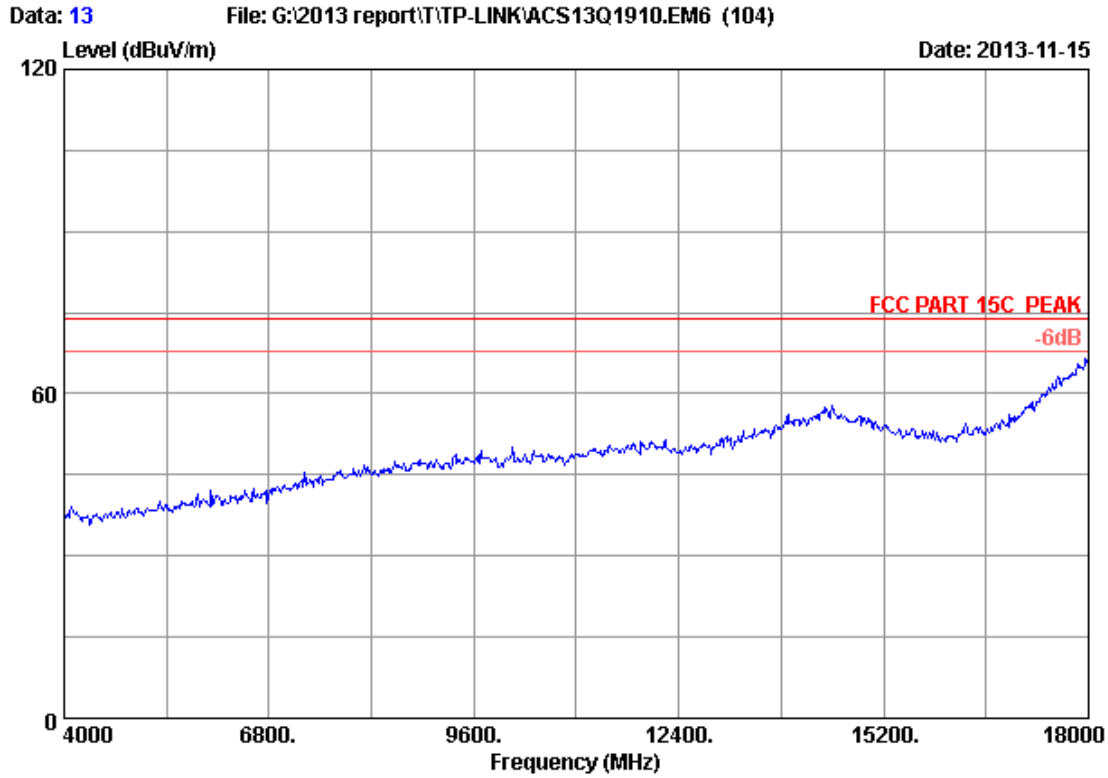


Site no. : 3m Chamber Data no. : 12
 Dis. / Ant. : 3m 2013 3115 (4580) Ant. pol. : VERTICAL
 Limit : FCC PART 15C PEAK
 Env. / Ins. : 23°C/54% Engineer : Leo-Li
 EUT : 300Mbps Wireless N ADSL2+ Modem Router
 Power supply : DC 9V From Adapter Input AC 120V/60Hz
 Test mode : IEEE802.11b CH6 2437MHz Tx
 TD-W8960N

| | Freq. (MHz) | Ant. Factor (dB/m) | Cable loss (dB) | Amp. Factor (dB) | Reading (dBuV) | Emission Level (dBuV/m) | Limits (dBuV/m) | Margin (dB) | Remark |
|---|----------------|--------------------------|-----------------------|------------------------|-------------------|-------------------------------|--------------------|----------------|---------|
| 1 | 4874.000 | 32.62 | 8.63 | 35.70 | 44.10 | 49.65 | 74.00 | 24.35 | Peak |
| 2 | 4874.000 | 32.62 | 8.63 | 35.70 | 31.23 | 36.78 | 54.00 | 17.22 | Average |

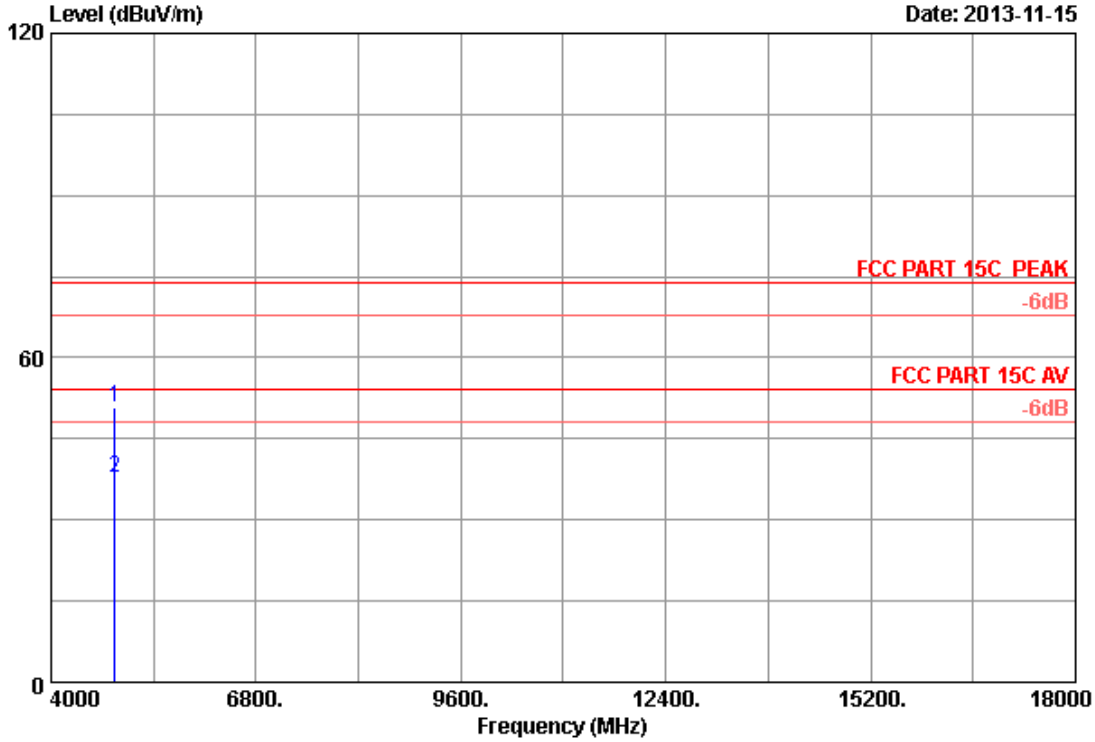
Remarks:

- Emission Level= Antenna Factor + Cable Loss -Amp Factor + Reading.
- The emission levels that are 20dB below the official limit are not reported.



| | | | |
|--------------|--|-----------|--------------|
| Site no. | : 3m Chamber | Data no. | : 13 |
| Dis. / Ant. | : 3m 2013 3115 (4580) | Ant. pol. | : HORIZONTAL |
| Limit | : FCC PART 15C PEAK | | |
| Env. / Ins. | : 23°C/54% | Engineer | : Leo-Li |
| EUT | : 300Mbps Wireless N ADSL2+ Modem Router | | |
| Power supply | : DC 9V From Adapter Input AC 120V/60Hz | | |
| Test mode | : IEEE802.11b CH6 2437MHz Tx | | |
| | TD-W8960N | | |

Data: 14 File: G:\2013 report\T\TP-LINK\ACS13Q1910.EM6 (104) Date: 2013-11-15



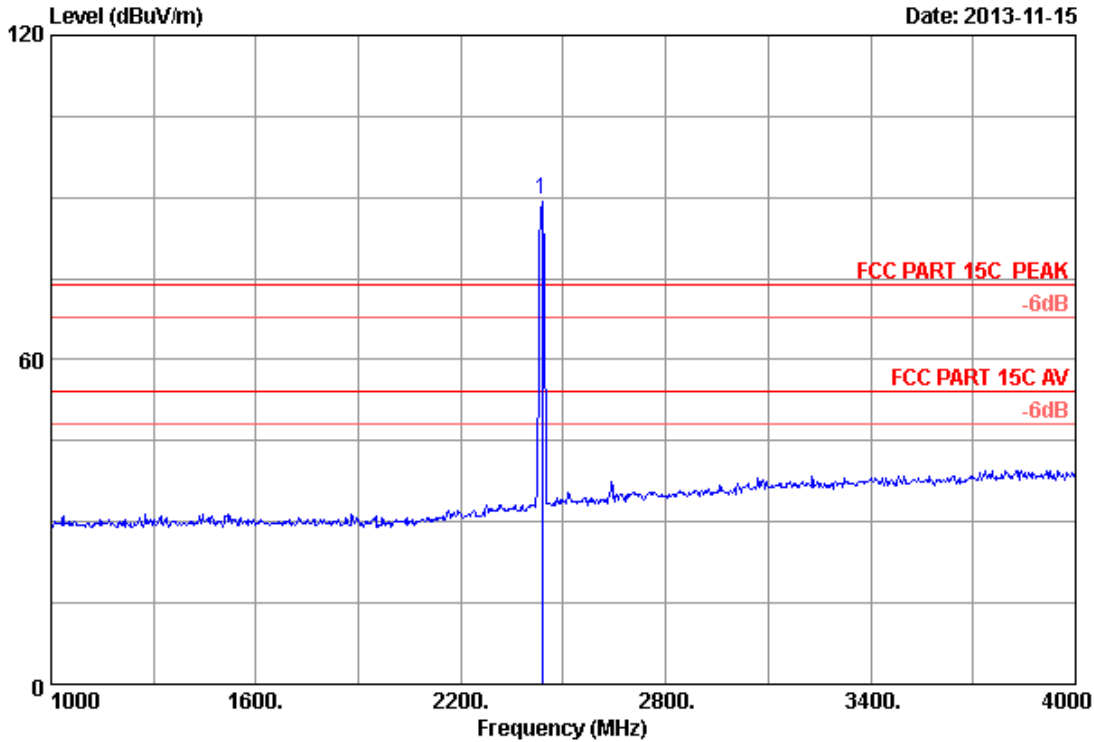
Site no. : 3m Chamber Data no. : 14
 Dis. / Ant. : 3m 2013 3115 (4580) Ant. pol. : HORIZONTAL
 Limit : FCC PART 15C PEAK
 Env. / Ins. : 23°C/54% Engineer : Leo-Li
 EUT : 300Mbps Wireless N ADSL2+ Modem Router
 Power supply : DC 9V From Adapter Input AC 120V/60Hz
 Test mode : IEEE802.11b CH6 2437MHz Tx
 TD-W8960N

| | Freq. (MHz) | Ant. Factor (dB/m) | Cable loss (dB) | Amp. Factor (dB) | Reading (dBuV) | Emission Level (dBuV/m) | Limits (dBuV/m) | Margin (dB) | Remark |
|---|----------------|--------------------------|-----------------------|------------------------|-------------------|-------------------------------|--------------------|----------------|---------|
| 1 | 4874.000 | 32.62 | 8.63 | 35.70 | 45.22 | 50.77 | 74.00 | 23.23 | Peak |
| 2 | 4874.000 | 32.62 | 8.63 | 35.70 | 32.16 | 37.71 | 54.00 | 16.29 | Average |

Remarks:

1. Emission Level= Antenna Factor + Cable Loss -Amp Factor + Reading.
2. The emission levels that are 20dB below the official limit are not reported.

Data: 15 File: G:\2013 report\T\TP-LINK\ACS13Q1910.EM6 (104) Date: 2013-11-15



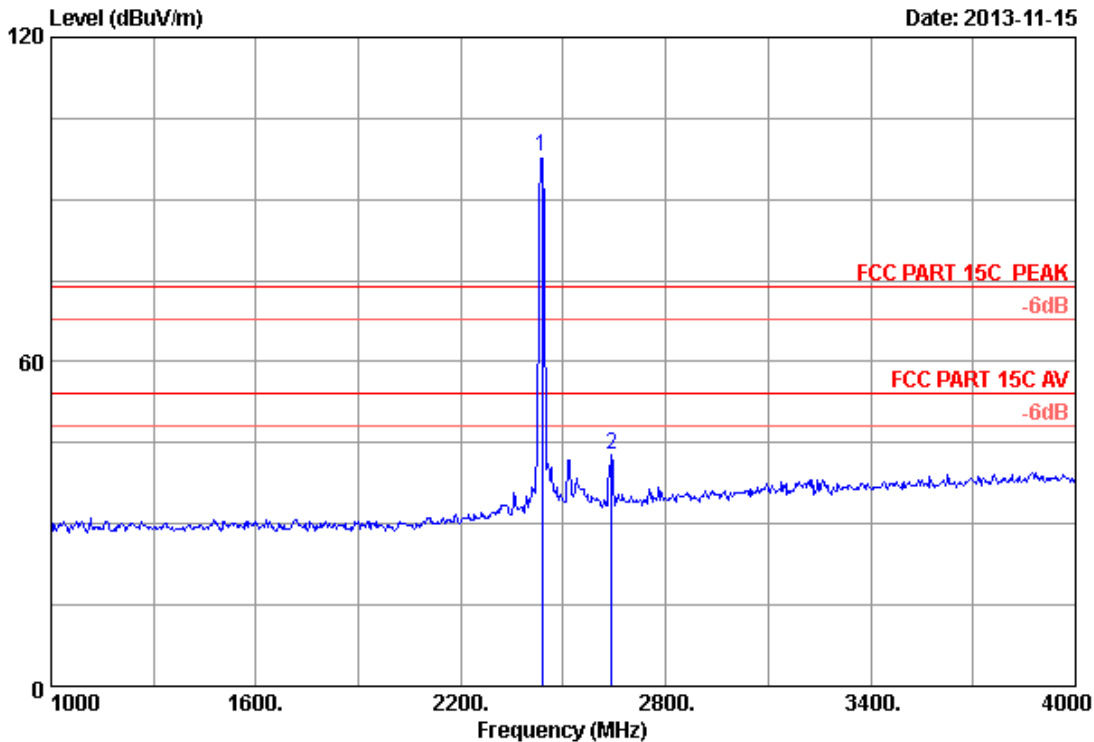
Site no. : 3m Chamber Data no. : 15
 Dis. / Ant. : 3m 2013 3115 (4580) Ant. pol. : VERTICAL
 Limit : FCC PART 15C PEAK
 Env. / Ins. : 23°C/54% Engineer : Leo-Li
 EUT : 300Mbps Wireless N ADSL2+ Modem Router
 Power supply : DC 9V From Adapter Input AC 120V/60Hz
 Test mode : IEEE802.11b CH6 2437MHz Tx
 TD-W8960N

| | Ant. Factor (dB/m) | Cable loss (dB) | Amp. Factor (dB) | Reading (dBuV) | Emission Level (dBuV/m) | Limits (dBuV/m) | Margin (dB) | Remark |
|---|--------------------|-----------------|------------------|----------------|-------------------------|-----------------|-------------|--------|
| 1 | 27.00 | 5.85 | 35.70 | 92.34 | 89.49 | 74.00 | -15.49 | Peak |

Remarks:

1. Emission Level= Antenna Factor + Cable Loss -Amp Factor + Reading.
2. The emission levels that are 20dB below the official limit are not reported.

Data: 16 File: G:\2013 report\T\TP-LINK\ACS13Q1910.EM6 (104) Date: 2013-11-15



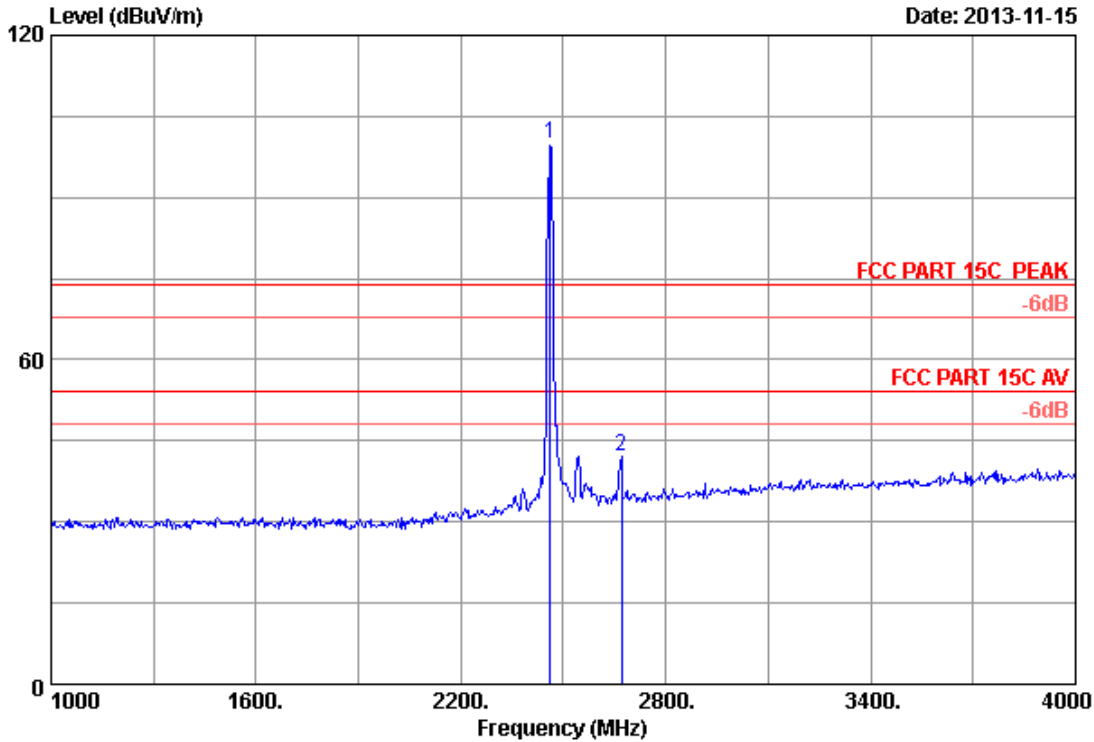
Site no. : 3m Chamber Data no. : 16
 Dis. / Ant. : 3m 2013 3115 (4580) Ant. pol. : HORIZONTAL
 Limit : FCC PART 15C PEAK
 Env. / Ins. : 23°C/54% Engineer : Leo-Li
 EUT : 300Mbps Wireless N ADSL2+ Modem Router
 Power supply : DC 9V From Adapter Input AC 120V/60Hz
 Test mode : IEEE802.11b CH6 2437MHz Tx
 TD-W8960N

| | Freq. (MHz) | Ant. Factor (dB/m) | Cable loss (dB) | Amp. Factor (dB) | Reading (dBuV) | Emission Level (dBuV/m) | Limits (dBuV/m) | Margin (dB) | Remark |
|---|----------------|--------------------------|-----------------------|------------------------|-------------------|-------------------------------|--------------------|----------------|--------|
| 1 | 2437.000 | 27.00 | 5.85 | 35.70 | 100.94 | 98.09 | 74.00 | -24.09 | Peak |
| 2 | 2641.000 | 27.91 | 6.15 | 35.70 | 44.53 | 42.89 | 74.00 | 31.11 | Peak |

Remarks:

1. Emission Level= Antenna Factor + Cable Loss -Amp Factor + Reading.
2. The emission levels that are 20dB below the official limit are not reported.

Data: 17 File: G:\2013 report\T\TP-LINK\ACS13Q1910.EM6 (104) Date: 2013-11-15



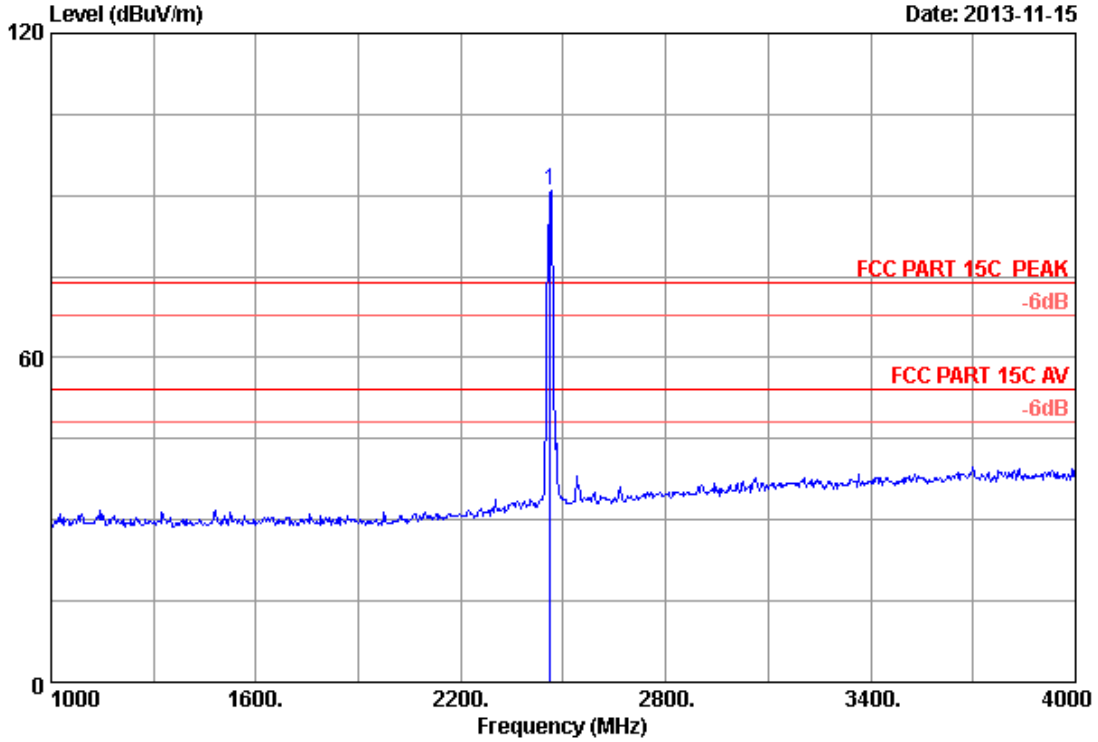
Site no. : 3m Chamber Data no. : 17
 Dis. / Ant. : 3m 2013 3115 (4580) Ant. pol. : HORIZONTAL
 Limit : FCC PART 15C PEAK
 Env. / Ins. : 23°C/54% Engineer : Leo-Li
 EUT : 300Mbps Wireless N ADSL2+ Modem Router
 Power supply : DC 9V From Adapter Input AC 120V/60Hz
 Test mode : IEEE802.11b CH11 2462MHz Tx
 TD-W8960N

| | Freq. (MHz) | Ant. Factor (dB/m) | Cable loss (dB) | Amp. Factor (dB) | Reading (dBuV) | Emission Level (dBuV/m) | Limits (dBuV/m) | Margin (dB) | Remark |
|---|----------------|--------------------------|-----------------------|------------------------|-------------------|-------------------------------|--------------------|----------------|--------|
| 1 | 2462.000 | 27.16 | 5.89 | 35.70 | 102.50 | 99.85 | 74.00 | -25.85 | Peak |
| 2 | 2671.000 | 28.02 | 6.19 | 35.70 | 43.60 | 42.11 | 74.00 | 31.89 | Peak |

Remarks:

1. Emission Level= Antenna Factor + Cable Loss -Amp Factor + Reading.
2. The emission levels that are 20dB below the official limit are not reported.

Data: 18 File: G:\2013 report\T\TP-LINK\ACS13Q1910.EM6 (104) Date: 2013-11-15

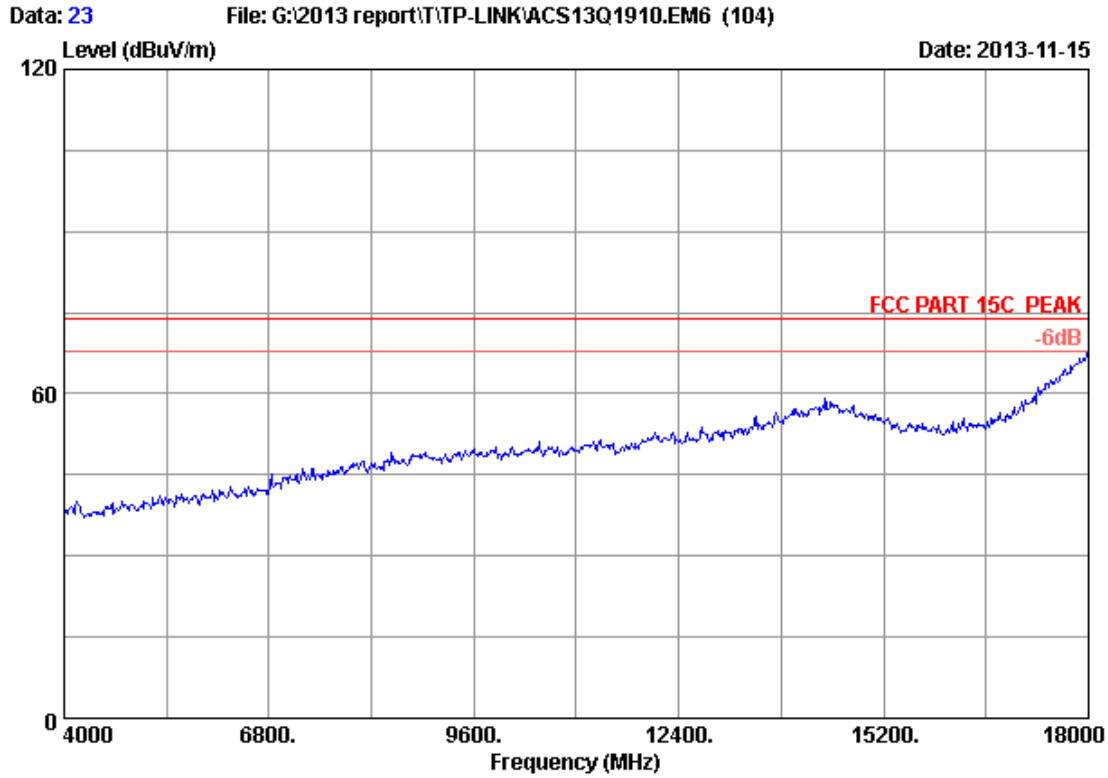


Site no. : 3m Chamber Data no. : 18
 Dis. / Ant. : 3m 2013 3115 (4580) Ant. pol. : VERTICAL
 Limit : FCC PART 15C PEAK
 Env. / Ins. : 23°C/54% Engineer : Leo-Li
 EUT : 300Mbps Wireless N ADSL2+ Modem Router
 Power supply : DC 9V From Adapter Input AC 120V/60Hz
 Test mode : IEEE802.11b CH11 2462MHz Tx
 TD-W8960N

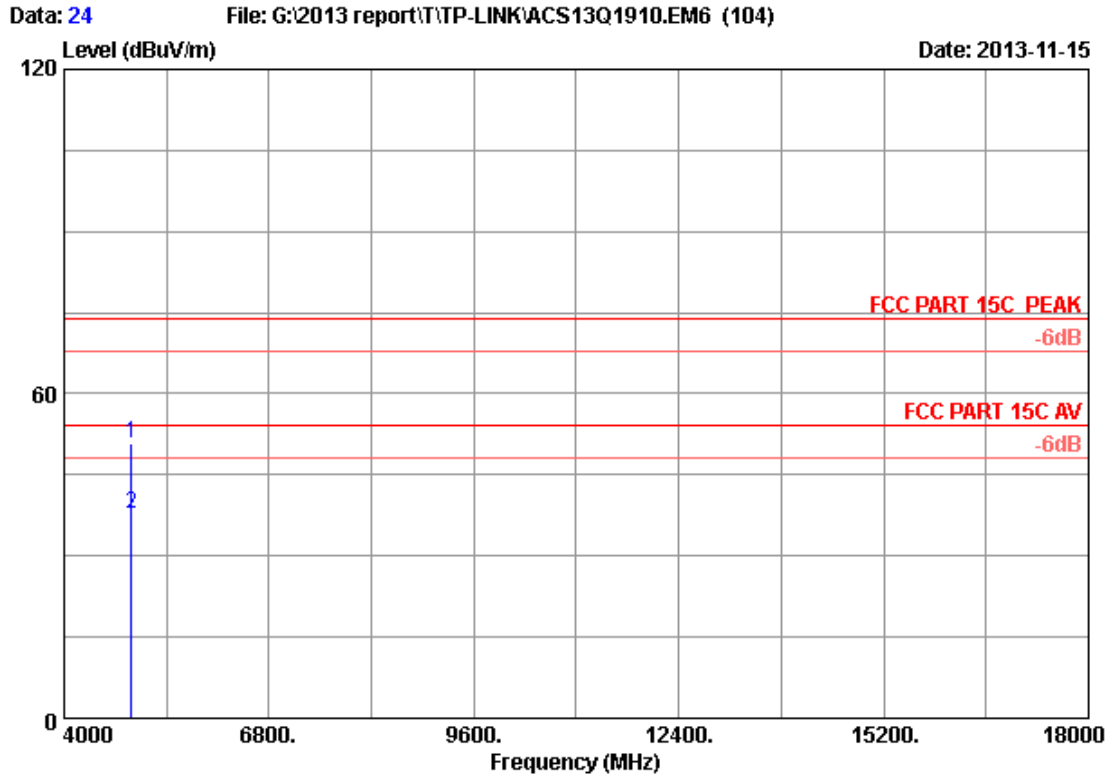
| | Ant. Factor | Cable loss | Amp. Factor | Reading | Emission Level | Limits | Margin | Remark |
|-------------|-------------|------------|-------------|---------|----------------|----------|--------|--------|
| Freq. (MHz) | (dB/m) | (dB) | (dB) | (dBuV) | (dBuV/m) | (dBuV/m) | (dB) | |
| 1 2462.000 | 27.16 | 5.89 | 35.70 | 93.44 | 90.79 | 74.00 | -16.79 | Peak |

Remarks:

1. Emission Level= Antenna Factor + Cable Loss -Amp Factor + Reading.
2. The emission levels that are 20dB below the official limit are not reported.



| | | | |
|--------------|--|-----------|--------------|
| Site no. | : 3m Chamber | Data no. | : 23 |
| Dis. / Ant. | : 3m 2013 3115 (4580) | Ant. pol. | : HORIZONTAL |
| Limit | : FCC PART 15C PEAK | | |
| Env. / Ins. | : 23°C/54% | Engineer | : Leo-Li |
| EUT | : 300Mbps Wireless N ADSL2+ Modem Router | | |
| Power supply | : DC 9V From Adapter Input AC 120V/60Hz | | |
| Test mode | : IEEE802.11b CH11 2462MHz Tx | | |
| | TD-W8960N | | |

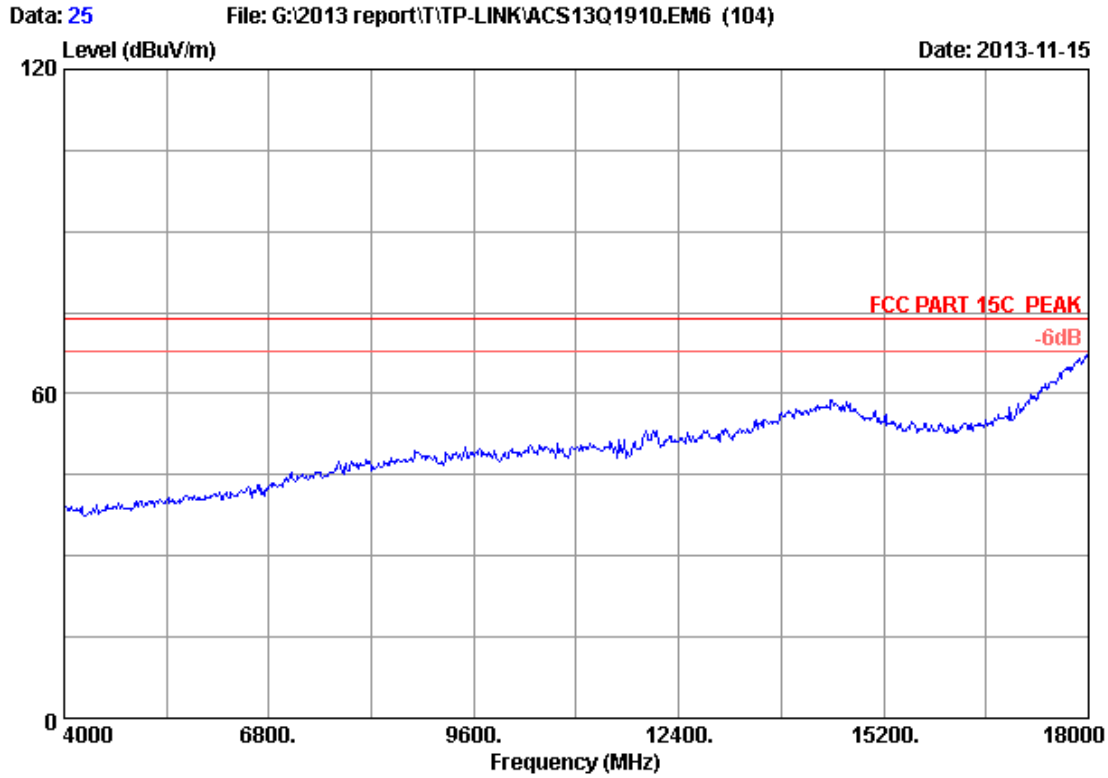


Site no. : 3m Chamber Data no. : 24
 Dis. / Ant. : 3m 2013 3115 (4580) Ant. pol. : HORIZONTAL
 Limit : FCC PART 15C PEAK
 Env. / Ins. : 23°C/54% Engineer : Leo-Li
 EUT : 300Mbps Wireless N ADSL2+ Modem Router
 Power supply : DC 9V From Adapter Input AC 120V/60Hz
 Test mode : IEEE802.11b CH11 2462MHz Tx
 TD-W8960N

| | Freq. (MHz) | Ant. Factor (dB/m) | Cable loss (dB) | Amp. Factor (dB) | Reading (dBuV) | Emission Level (dBuV/m) | Limits (dBuV/m) | Margin (dB) | Remark |
|---|----------------|--------------------------|-----------------------|------------------------|-------------------|-------------------------------|--------------------|----------------|---------|
| 1 | 4924.000 | 32.73 | 8.69 | 35.70 | 44.98 | 50.70 | 74.00 | 23.30 | Peak |
| 2 | 4924.000 | 32.73 | 8.69 | 35.70 | 32.02 | 37.74 | 54.00 | 16.26 | Average |

Remarks:

1. Emission Level= Antenna Factor + Cable Loss -Amp Factor + Reading.
2. The emission levels that are 20dB below the official limit are not reported.

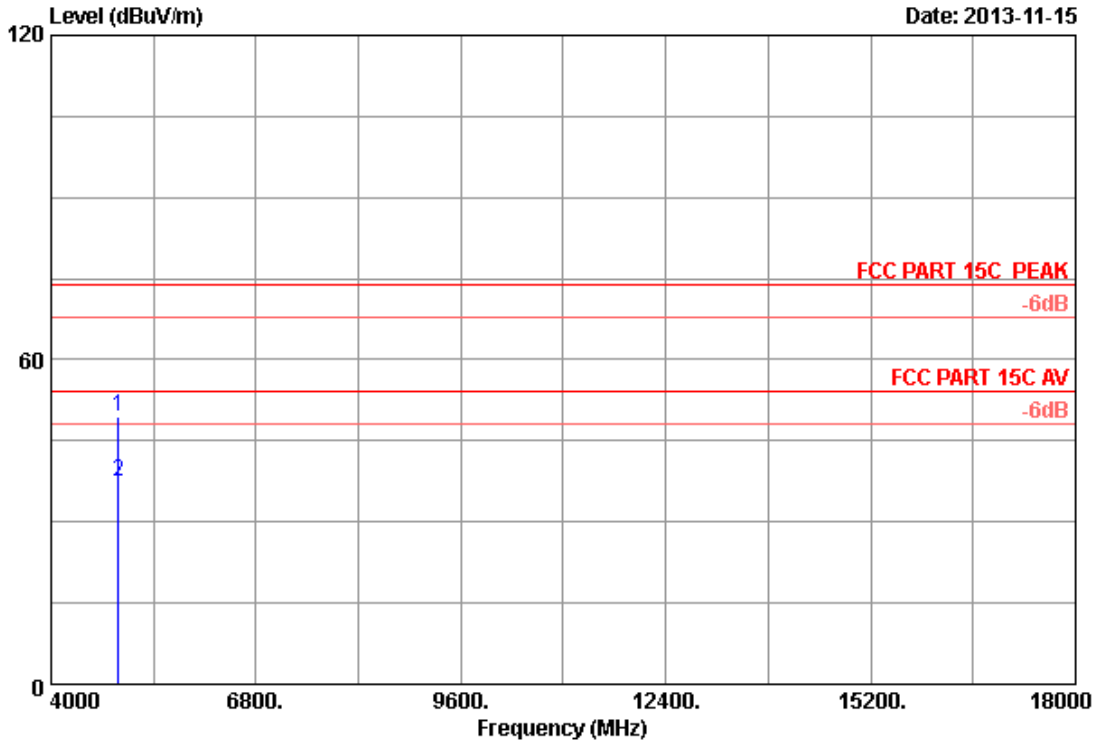


Site no. : 3m Chamber Data no. : 25
Dis. / Ant. : 3m 2013 3115 (4580) Ant. pol. : VERTICAL
Limit : FCC PART 15C PEAK
Env. / Ins. : 23°C/54% Engineer : Leo-Li
EUT : 300Mbps Wireless N ADSL2+ Modem Router
Power supply : DC 9V From Adapter Input AC 120V/60Hz
Test mode : IEEE802.11b CH11 2462MHz Tx
TD-W8960N

Data: 26

File: G:\2013 report\T\TP-LINK\ACS13Q1910.EM6 (104)

Date: 2013-11-15



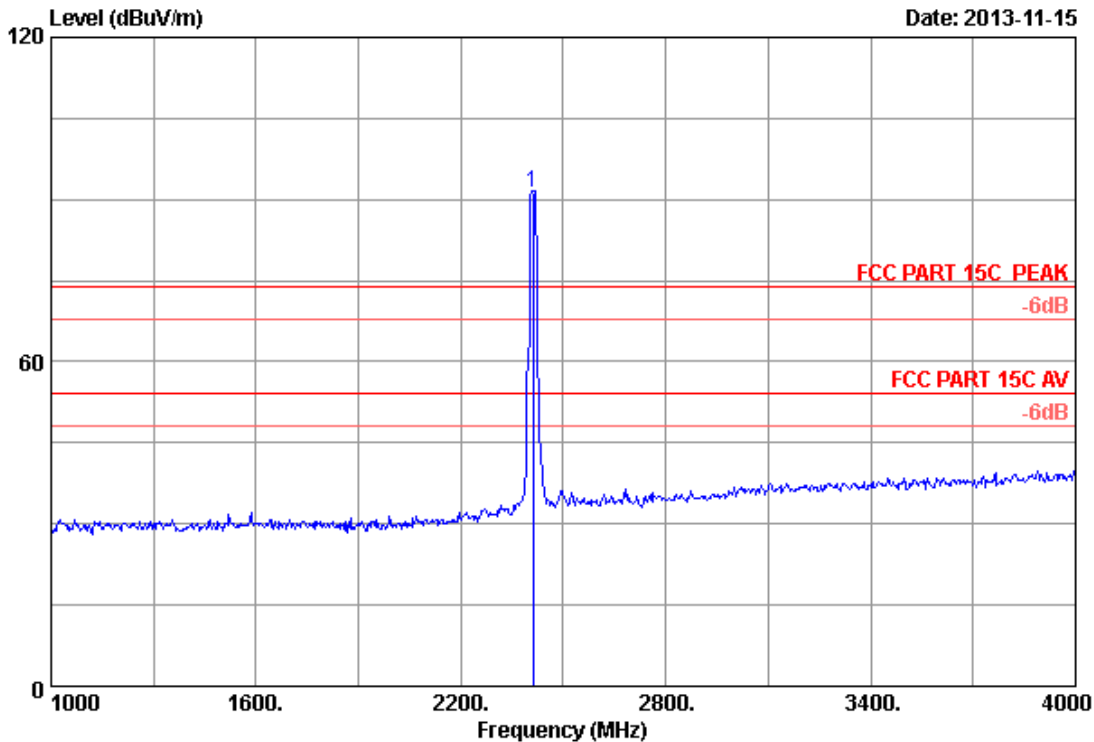
Site no. : 3m Chamber Data no. : 26
 Dis. / Ant. : 3m 2013 3115 (4580) Ant. pol. : VERTICAL
 Limit : FCC PART 15C PEAK
 Env. / Ins. : 23°C/54% Engineer : Leo-Li
 EUT : 300Mbps Wireless N ADSL2+ Modem Router
 Power supply : DC 9V From Adapter Input AC 120V/60Hz
 Test mode : IEEE802.11b CH11 2462MHz Tx
 TD-W8960N

| | Freq. (MHz) | Ant. Factor (dB/m) | Cable loss (dB) | Amp. Factor (dB) | Reading (dBuV) | Emission Level (dBuV/m) | Limits (dBuV/m) | Margin (dB) | Remark |
|---|----------------|--------------------------|-----------------------|------------------------|-------------------|-------------------------------|--------------------|----------------|---------|
| 1 | 4924.000 | 32.73 | 8.69 | 35.70 | 43.87 | 49.59 | 74.00 | 24.41 | Peak |
| 2 | 4924.000 | 32.73 | 8.69 | 35.70 | 31.56 | 37.28 | 54.00 | 16.72 | Average |

Remarks:

- Emission Level= Antenna Factor + Cable Loss -Amp Factor + Reading.
- The emission levels that are 20dB below the official limit are not reported.

Data: 27 File: G:\2013 report\T\TP-LINK\ACS13Q1910.EM6 (104) Date: 2013-11-15



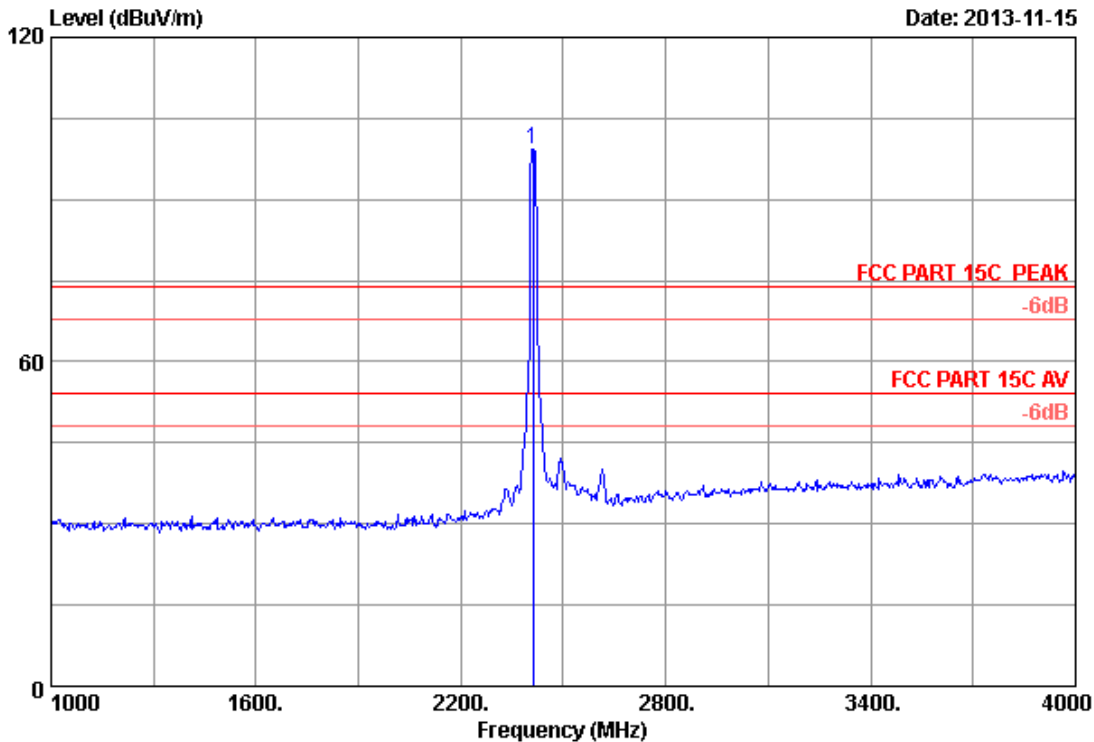
Site no. : 3m Chamber Data no. : 27
 Dis. / Ant. : 3m 2013 3115 (4580) Ant. pol. : VERTICAL
 Limit : FCC PART 15C PEAK
 Env. / Ins. : 23°C/54% Engineer : Leo-Li
 EUT : 300Mbps Wireless N ADSL2+ Modem Router
 Power supply : DC 9V From Adapter Input AC 120V/60Hz
 Test mode : IEEE802.11g CH1 2412MHz Tx
 TD-W8960N

| | Ant. Factor | Cable loss | Amp. Factor | Reading | Emission Level | Limits | Margin | Remark |
|-------------|-------------|------------|-------------|---------|----------------|----------|--------|--------|
| Freq. (MHz) | (dB/m) | (dB) | (dB) | (dBuV) | (dBuV/m) | (dBuV/m) | (dB) | |
| 1 2412.000 | 26.84 | 5.81 | 35.70 | 94.28 | 91.23 | 74.00 | -17.23 | Peak |

Remarks:

1. Emission Level= Antenna Factor + Cable Loss -Amp Factor + Reading.
2. The emission levels that are 20dB below the official limit are not reported.

Data: 28 File: G:\2013 report\T\TP-LINK\ACS13Q1910.EM6 (104) Date: 2013-11-15



Site no. : 3m Chamber Data no. : 28
 Dis. / Ant. : 3m 2013 3115 (4580) Ant. pol. : HORIZONTAL
 Limit : FCC PART 15C PEAK
 Env. / Ins. : 23°C/54% Engineer : Leo-Li
 EUT : 300Mbps Wireless N ADSL2+ Modem Router
 Power supply : DC 9V From Adapter Input AC 120V/60Hz
 Test mode : IEEE802.11g CH1 2412MHz Tx
 TD-W8960N

| | Ant. Factor | Cable loss | Amp. Factor | Reading | Emission Level | Limits | Margin | Remark |
|-------------|-------------|------------|-------------|---------|----------------|----------|--------|--------|
| Freq. (MHz) | (dB/m) | (dB) | (dB) | (dBuV) | (dBuV/m) | (dBuV/m) | (dB) | |
| 1 2412.000 | 26.84 | 5.81 | 35.70 | 102.33 | 99.28 | 74.00 | -25.28 | Peak |

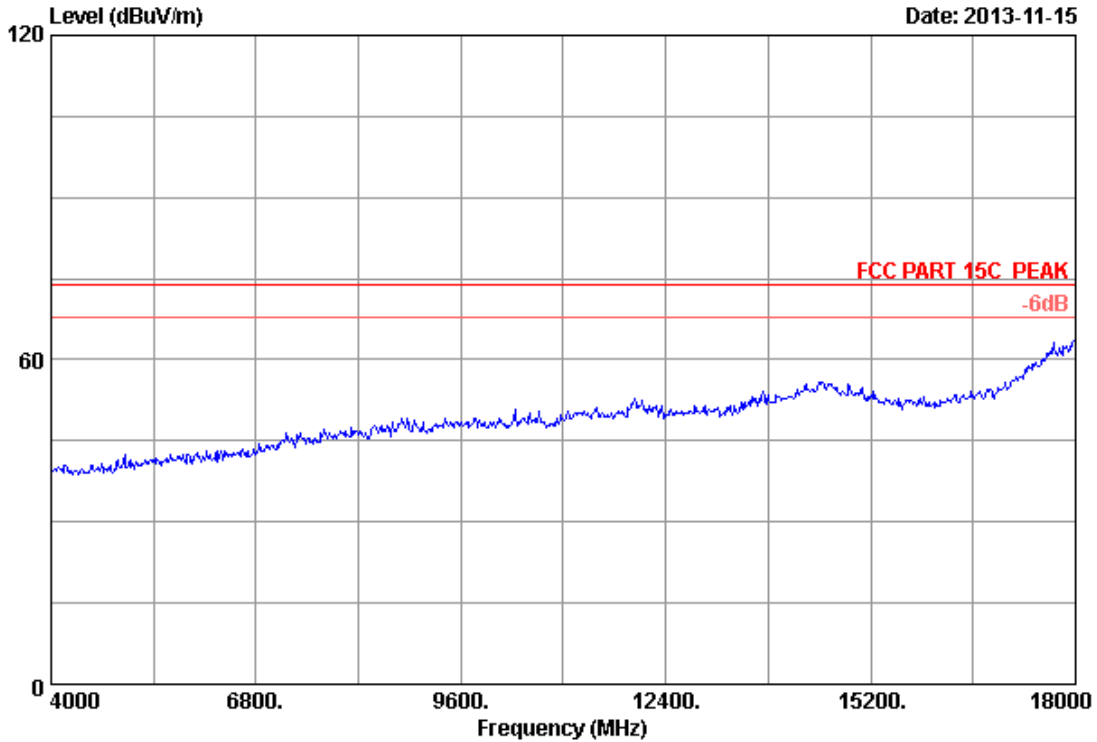
Remarks:

- Emission Level= Antenna Factor + Cable Loss -Amp Factor + Reading.
- The emission levels that are 20dB below the official limit are not reported.

Data: 33

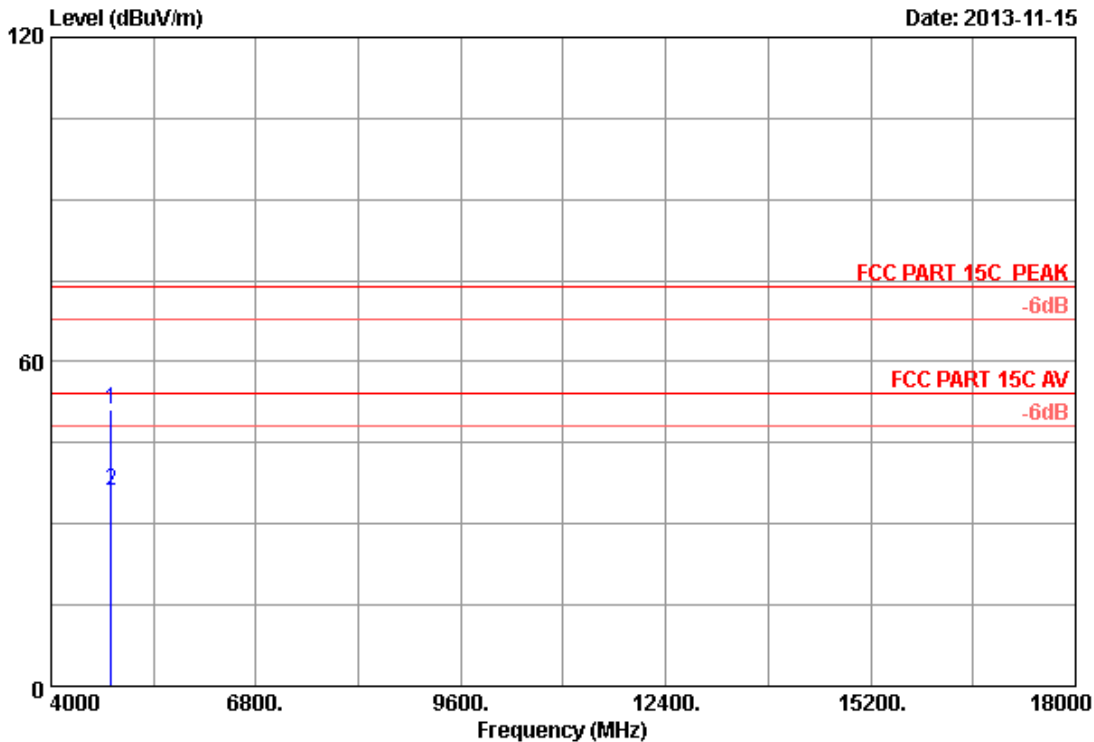
File: G:\2013 report\T\TP-LINK\ACS13Q1910.EM6 (104)

Date: 2013-11-15



Site no. : 3m Chamber Data no. : 33
Dis. / Ant. : 3m 2013 3115 (4580) Ant. pol. : VERTICAL
Limit : FCC PART 15C PEAK
Env. / Ins. : 23°C/54% Engineer : leo-Li
EUT : 300Mbps Wireless N ADSL2+ Modem Router
Power supply : DC 9V From Adapter Input AC 120V/60Hz
Test mode : IEEE802.11g CH1 2412MHz Tx
TD-W8960N

Data: 34 File: G:\2013 report\T\TP-LINK\ACS13Q1910.EM6 (104) Date: 2013-11-15



Site no. : 3m Chamber Data no. : 34
 Dis. / Ant. : 3m 2013 3115 (4580) Ant. pol. : VERTICAL
 Limit : FCC PART 15C PEAK
 Env. / Ins. : 23°C/54% Engineer : leo-Li
 EUT : 300Mbps Wireless N ADSL2+ Modem Router
 Power supply : DC 9V From Adapter Input AC 120V/60Hz
 Test mode : IEEE802.11g CH1 2412MHz Tx
 TD-W8960N

| | Freq. (MHz) | Ant. Factor (dB/m) | Cable loss (dB) | Amp. Factor (dB) | Reading (dBuV) | Emission Level (dBuV/m) | Limits (dBuV/m) | Margin (dB) | Remark |
|---|----------------|--------------------------|-----------------------|------------------------|-------------------|-------------------------------|--------------------|----------------|---------|
| 1 | 4824.000 | 32.51 | 8.58 | 35.70 | 45.66 | 51.05 | 74.00 | 22.95 | Peak |
| 2 | 4824.000 | 32.51 | 8.58 | 35.70 | 30.78 | 36.17 | 54.00 | 17.83 | Average |

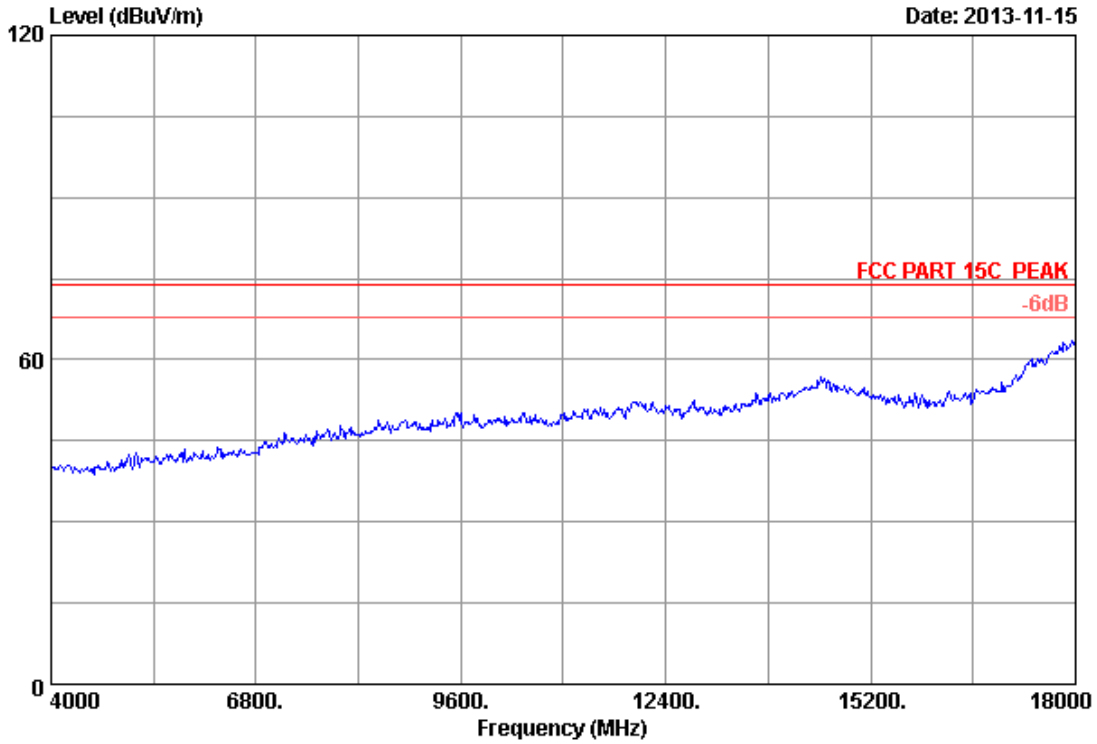
Remarks:

- Emission Level= Antenna Factor + Cable Loss -Amp Factor + Reading.
- The emission levels that are 20dB below the official limit are not reported.

Data: 35

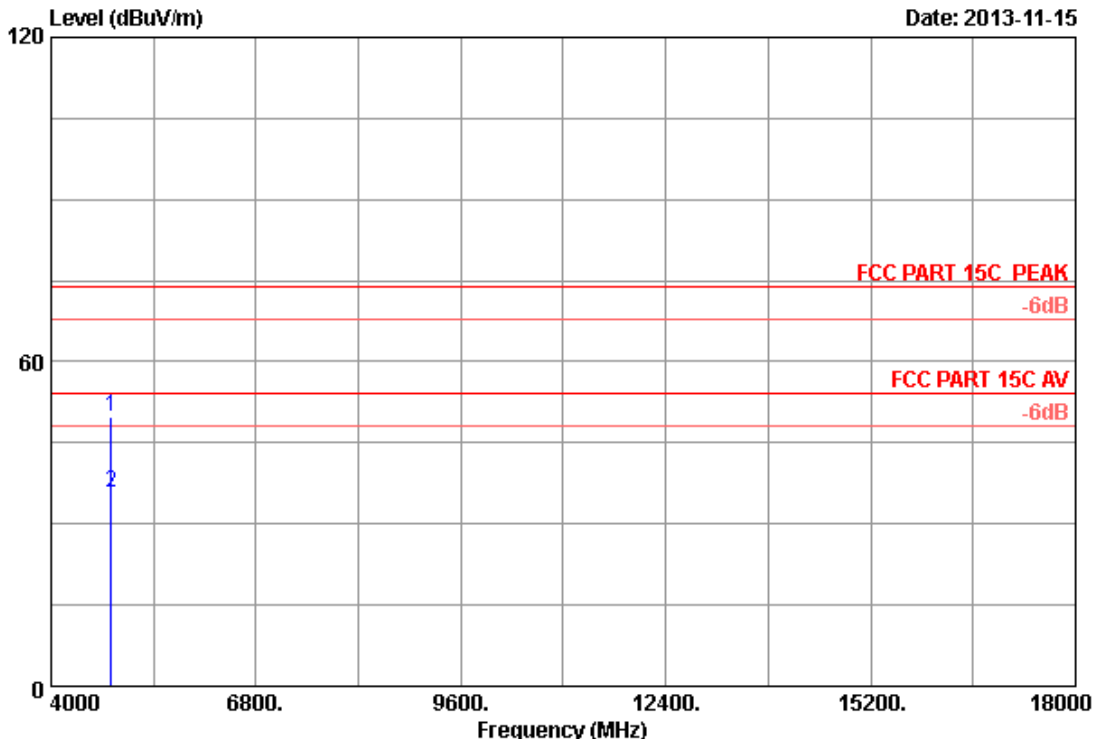
File: G:\2013 report\T\TP-LINK\ACS13Q1910.EM6 (104)

Date: 2013-11-15



Site no. : 3m Chamber Data no. : 35
Dis. / Ant. : 3m 2013 3115 (4580) Ant. pol. : HORIZONTAL
Limit : FCC PART 15C PEAK
Env. / Ins. : 23°C/54% Engineer : leo-Li
EUT : 300Mbps Wireless N ADSL2+ Modem Router
Power supply : DC 9V From Adapter Input AC 120V/60Hz
Test mode : IEEE802.11g CH1 2412MHz Tx
TD-W8960N

Data: 36 File: G:\2013 report\T\TP-LINK\ACS13Q1910.EM6 (104) Date: 2013-11-15



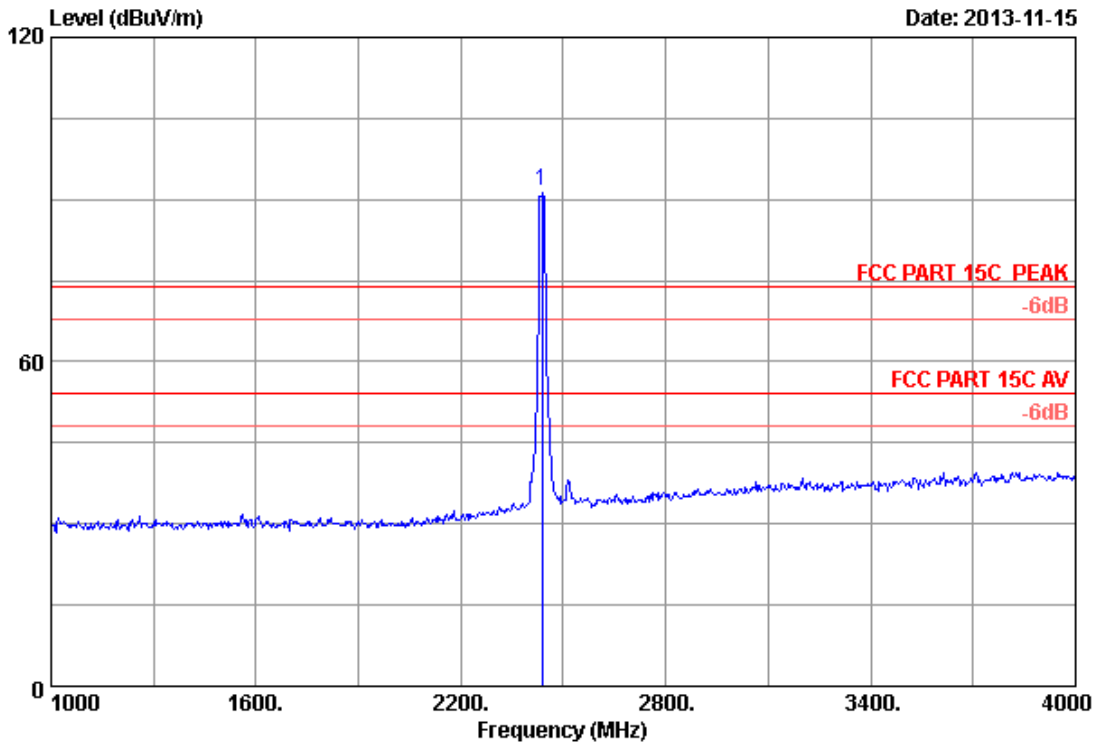
Site no. : 3m Chamber Data no. : 36
 Dis. / Ant. : 3m 2013 3115 (4580) Ant. pol. : HORIZONTAL
 Limit : FCC PART 15C PEAK
 Env. / Ins. : 23°C/54% Engineer : leo-Li
 EUT : 300Mbps Wireless N ADSL2+ Modem Router
 Power supply : DC 9V From Adapter Input AC 120V/60Hz
 Test mode : IEEE802.11g CH1 2412MHz Tx
 TD-W8960N

| | Freq. (MHz) | Ant. Factor (dB/m) | Cable loss (dB) | Amp. Factor (dB) | Reading (dBuV) | Emission Level (dBuV/m) | Limits (dBuV/m) | Margin (dB) | Remark |
|---|----------------|--------------------------|-----------------------|------------------------|-------------------|-------------------------------|--------------------|----------------|---------|
| 1 | 4824.000 | 32.51 | 8.58 | 35.70 | 44.57 | 49.96 | 74.00 | 24.04 | Peak |
| 2 | 4824.000 | 32.51 | 8.58 | 35.70 | 30.52 | 35.91 | 54.00 | 18.09 | Average |

Remarks:

- Emission Level= Antenna Factor + Cable Loss -Amp Factor + Reading.
- The emission levels that are 20dB below the official limit are not reported.

Data: 37 File: G:\2013 report\T\TP-LINK\ACS13Q1910.EM6 (104) Date: 2013-11-15



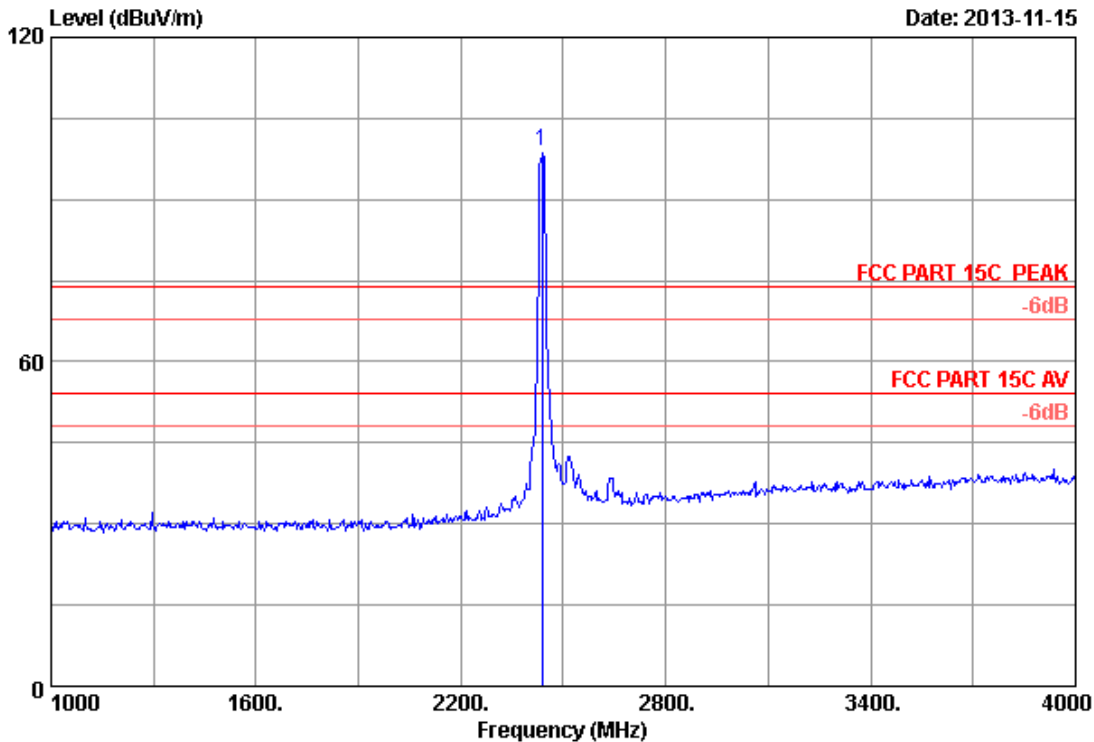
Site no. : 3m Chamber Data no. : 37
 Dis. / Ant. : 3m 2013 3115 (4580) Ant. pol. : VERTICAL
 Limit : FCC PART 15C PEAK
 Env. / Ins. : 23°C/54% Engineer : Leo-Li
 EUT : 300Mbps Wireless N ADSL2+ Modem Router
 Power supply : DC 9V From Adapter Input AC 120V/60Hz
 Test mode : IEEE802.11g CH6 2437MHz Tx
 TD-W8960N

| | Ant. Factor | Cable loss | Amp. Factor | Reading | Emission Level | Limits | Margin | Remark |
|-------------|-------------|------------|-------------|---------|----------------|----------|--------|--------|
| Freq. (MHz) | (dB/m) | (dB) | (dB) | (dBuV) | (dBuV/m) | (dBuV/m) | (dB) | |
| 1 2437.000 | 27.00 | 5.85 | 35.70 | 94.57 | 91.72 | 74.00 | -17.72 | Peak |

Remarks:

1. Emission Level= Antenna Factor + Cable Loss -Amp Factor + Reading.
2. The emission levels that are 20dB below the official limit are not reported.

Data: 38 File: G:\2013 report\T\TP-LINK\ACS13Q1910.EM6 (104) Date: 2013-11-15



Site no. : 3m Chamber Data no. : 38
 Dis. / Ant. : 3m 2013 3115 (4580) Ant. pol. : HORIZONTAL
 Limit : FCC PART 15C PEAK
 Env. / Ins. : 23°C/54% Engineer : Leo-Li
 EUT : 300Mbps Wireless N ADSL2+ Modem Router
 Power supply : DC 9V From Adapter Input AC 120V/60Hz
 Test mode : IEEE802.11g CH6 2437MHz Tx
 TD-W8960N

| | Ant. | Cable | Amp. | Emission | | | | | |
|------------|--------|-------|--------|----------|----------|----------|--------|--------|--|
| Freq. | Factor | loss | Factor | Reading | Level | Limits | Margin | Remark | |
| (MHz) | (dB/m) | (dB) | (dB) | (dBuV) | (dBuV/m) | (dBuV/m) | (dB) | | |
| 1 2437.000 | 27.00 | 5.85 | 35.70 | 101.78 | 98.93 | 74.00 | -24.93 | Peak | |

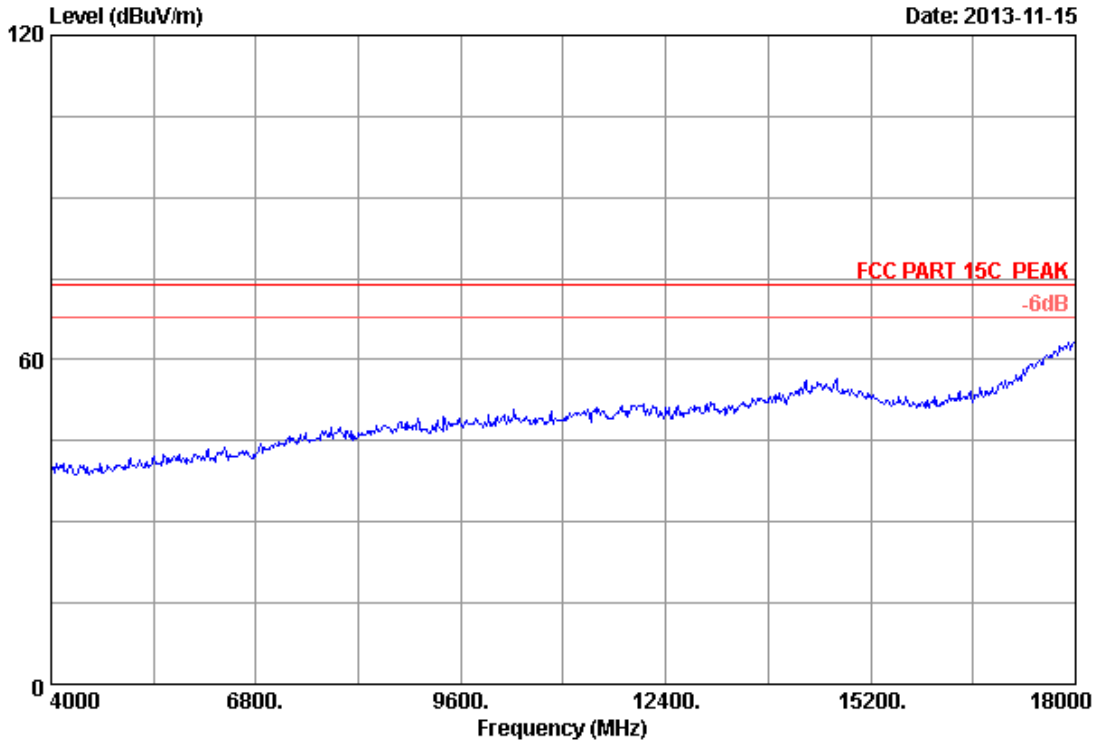
Remarks:

1. Emission Level= Antenna Factor + Cable Loss -Amp Factor + Reading.
2. The emission levels that are 20dB below the official limit are not reported.

Data: 39

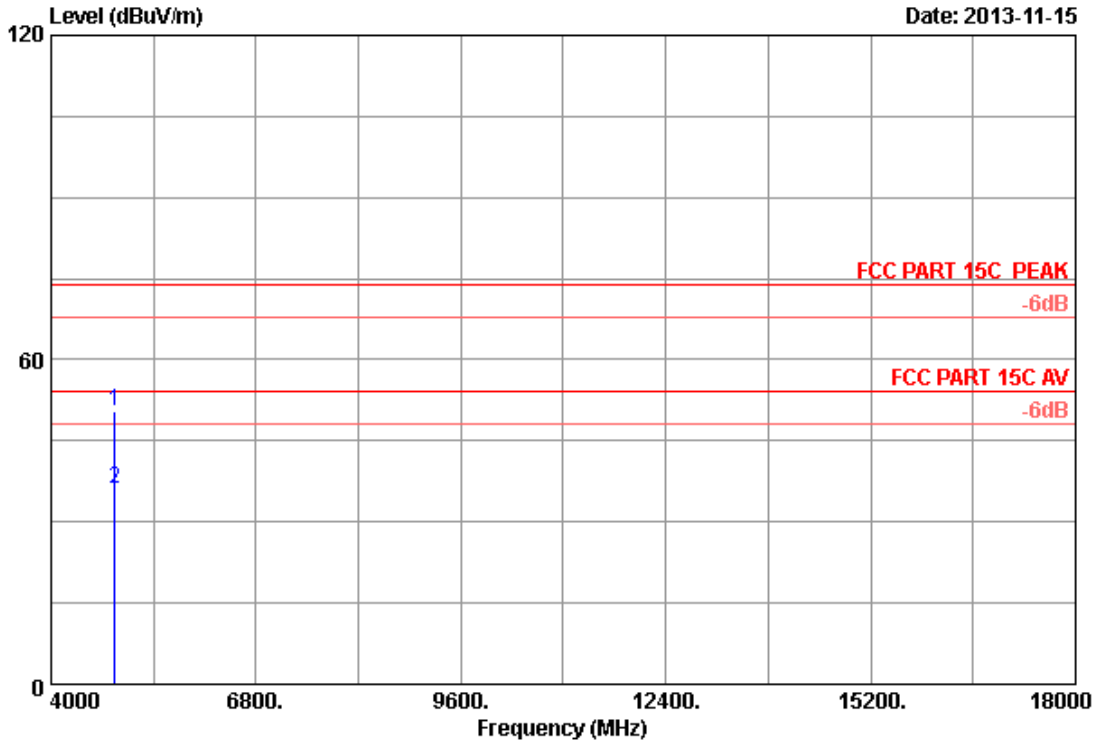
File: G:\2013 report\T\TP-LINK\ACS13Q1910.EM6 (104)

Date: 2013-11-15



Site no. : 3m Chamber Data no. : 39
Dis. / Ant. : 3m 2013 3115 (4580) Ant. pol. : HORIZONTAL
Limit : FCC PART 15C PEAK
Env. / Ins. : 23°C/54% Engineer : leo-Li
EUT : 300Mbps Wireless N ADSL2+ Modem Router
Power supply : DC 9V From Adapter Input AC 120V/60Hz
Test mode : IEEE802.11g CH6 2437MHz Tx
TD-W8960N

Data: 40 File: G:\2013 report\T\TP-LINK\ACS13Q1910.EM6 (104) Date: 2013-11-15



Site no. : 3m Chamber Data no. : 40
 Dis. / Ant. : 3m 2013 3115 (4580) Ant. pol. : HORIZONTAL
 Limit : FCC PART 15C PEAK
 Env. / Ins. : 23°C/54% Engineer : leo-Li
 EUT : 300Mbps Wireless N ADSL2+ Modem Router
 Power supply : DC 9V From Adapter Input AC 120V/60Hz
 Test mode : IEEE802.11g CH6 2437MHz Tx
 TD-W8960N

| | Freq. (MHz) | Ant. Factor (dB/m) | Cable loss (dB) | Amp. Factor (dB) | Reading (dBuV) | Emission Level (dBuV/m) | Limits (dBuV/m) | Margin (dB) | Remark |
|---|----------------|--------------------------|-----------------------|------------------------|-------------------|-------------------------------|--------------------|----------------|---------|
| 1 | 4874.000 | 32.62 | 8.63 | 35.70 | 44.96 | 50.51 | 74.00 | 23.49 | Peak |
| 2 | 4874.000 | 32.62 | 8.63 | 35.70 | 30.57 | 36.12 | 54.00 | 17.88 | Average |

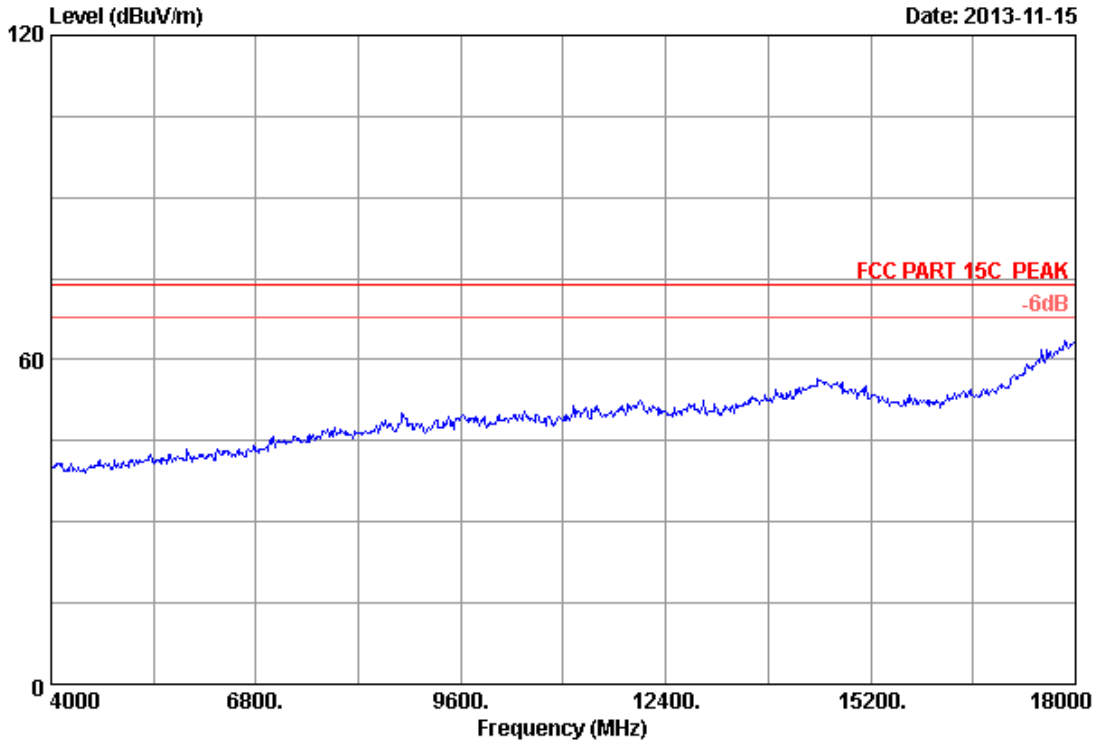
Remarks:

1. Emission Level= Antenna Factor + Cable Loss -Amp Factor + Reading.
2. The emission levels that are 20dB below the official limit are not reported.

Data: 41

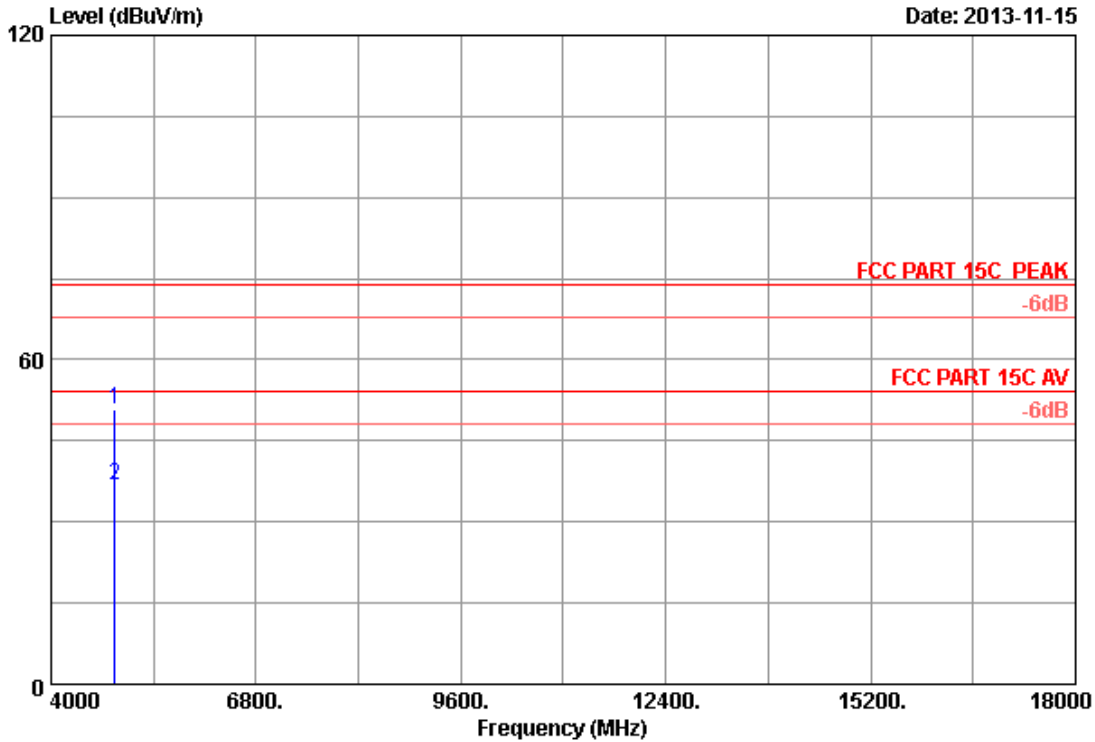
File: G:\2013 report\T\TP-LINK\ACS13Q1910.EM6 (104)

Date: 2013-11-15



Site no. : 3m Chamber Data no. : 41
Dis. / Ant. : 3m 2013 3115 (4580) Ant. pol. : VERTICAL
Limit : FCC PART 15C PEAK
Env. / Ins. : 23°C/54% Engineer : leo-Li
EUT : 300Mbps Wireless N ADSL2+ Modem Router
Power supply : DC 9V From Adapter Input AC 120V/60Hz
Test mode : IEEE802.11g CH6 2437MHz Tx
TD-W8960N

Data: 42 File: G:\2013 report\T\TP-LINK\ACS13Q1910.EM6 (104) Date: 2013-11-15



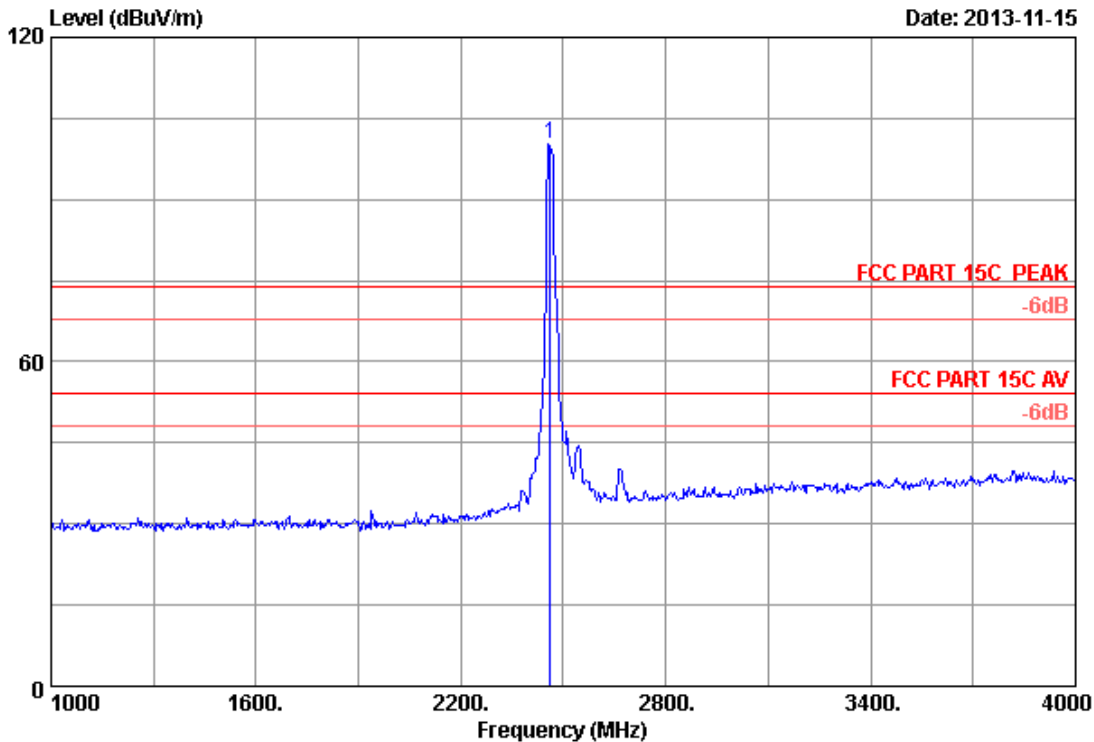
Site no. : 3m Chamber Data no. : 42
 Dis. / Ant. : 3m 2013 3115 (4580) Ant. pol. : VERTICAL
 Limit : FCC PART 15C PEAK
 Env. / Ins. : 23°C/54% Engineer : leo-Li
 EUT : 300Mbps Wireless N ADSL2+ Modem Router
 Power supply : DC 9V From Adapter Input AC 120V/60Hz
 Test mode : IEEE802.11g CH6 2437MHz Tx
 TD-W8960N

| | Freq. (MHz) | Ant. Factor (dB/m) | Cable loss (dB) | Amp. Factor (dB) | Reading (dBuV) | Emission Level (dBuV/m) | Limits (dBuV/m) | Margin (dB) | Remark |
|---|----------------|--------------------------|-----------------------|------------------------|-------------------|-------------------------------|--------------------|----------------|---------|
| 1 | 4874.000 | 32.62 | 8.63 | 35.70 | 45.29 | 50.84 | 74.00 | 23.16 | Peak |
| 2 | 4874.000 | 32.62 | 8.63 | 35.70 | 31.25 | 36.80 | 54.00 | 17.20 | Average |

Remarks:

1. Emission Level= Antenna Factor + Cable Loss -Amp Factor + Reading.
2. The emission levels that are 20dB below the official limit are not reported.

Data: 43 File: G:\2013 report\T\TP-LINK\ACS13Q1910.EM6 (104) Date: 2013-11-15



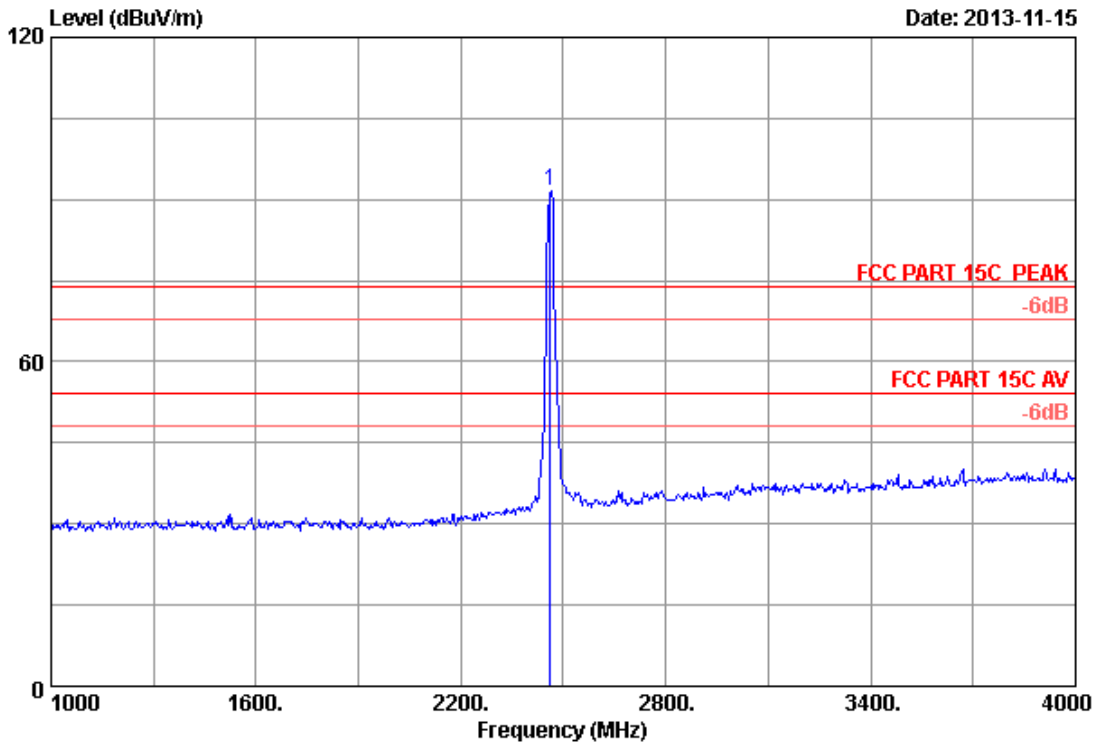
Site no. : 3m Chamber Data no. : 43
 Dis. / Ant. : 3m 2013 3115 (4580) Ant. pol. : HORIZONTAL
 Limit : FCC PART 15C PEAK
 Env. / Ins. : 23°C/54% Engineer : Leo-Li
 EUT : 300Mbps Wireless N ADSL2+ Modem Router
 Power supply : DC 9V From Adapter Input AC 120V/60Hz
 Test mode : IEEE802.11g CH11 2462MHz Tx
 TD-W8960N

| | Ant. Factor | Cable loss | Amp. Factor | Reading | Emission Level | Limits | Margin | Remark |
|-------------|-------------|------------|-------------|---------|----------------|----------|--------|--------|
| Freq. (MHz) | (dB/m) | (dB) | (dB) | (dBuV) | (dBuV/m) | (dBuV/m) | (dB) | |
| 1 2462.000 | 27.16 | 5.89 | 35.70 | 102.95 | 100.30 | 74.00 | -26.30 | Peak |

Remarks:

- Emission Level= Antenna Factor + Cable Loss -Amp Factor + Reading.
- The emission levels that are 20dB below the official limit are not reported.

Data: 44 File: G:\2013 report\T\TP-LINK\ACS13Q1910.EM6 (104) Date: 2013-11-15



Site no. : 3m Chamber Data no. : 44
 Dis. / Ant. : 3m 2013 3115 (4580) Ant. pol. : VERTICAL
 Limit : FCC PART 15C PEAK
 Env. / Ins. : 23°C/54% Engineer : Leo-Li
 EUT : 300Mbps Wireless N ADSL2+ Modem Router
 Power supply : DC 9V From Adapter Input AC 120V/60Hz
 Test mode : IEEE802.11g CH11 2462MHz Tx
 TD-W8960N

| | Ant. Factor (dB/m) | Cable loss (dB) | Amp. Factor (dB) | Reading (dBuV) | Emission Level (dBuV/m) | Limits (dBuV/m) | Margin (dB) | Remark |
|---|--------------------|-----------------|------------------|----------------|-------------------------|-----------------|-------------|--------|
| 1 | 27.16 | 5.89 | 35.70 | 94.14 | 91.49 | 74.00 | -17.49 | Peak |

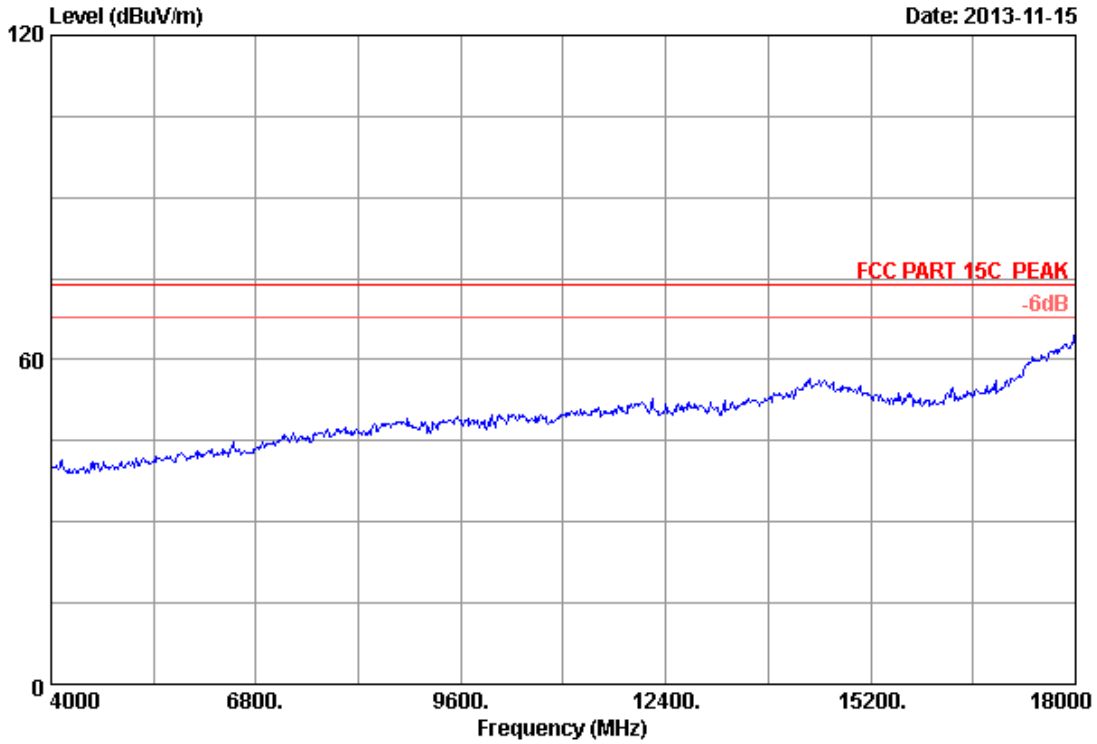
Remarks:

- Emission Level= Antenna Factor + Cable Loss -Amp Factor + Reading.
- The emission levels that are 20dB below the official limit are not reported.

Data: 49

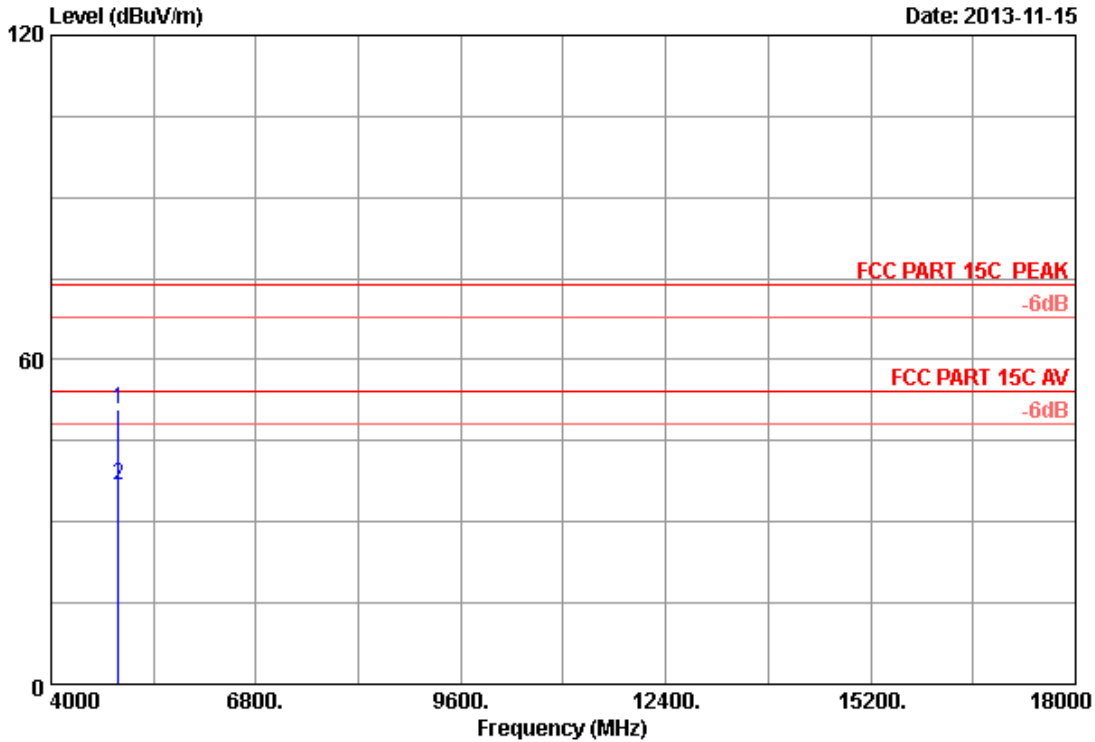
File: G:\2013 report\T\TP-LINK\ACS13Q1910.EM6 (104)

Date: 2013-11-15



Site no. : 3m Chamber Data no. : 49
Dis. / Ant. : 3m 2013 3115 (4580) Ant. pol. : VERTICAL
Limit : FCC PART 15C PEAK
Env. / Ins. : 23°C/54% Engineer : leo-Li
EUT : 300Mbps Wireless N ADSL2+ Modem Router
Power supply : DC 9V From Adapter Input AC 120V/60Hz
Test mode : IEEE802.11g CH11 2462MHz Tx
TD-W8960N

Data: 50 File: G:\2013 report\T\TP-LINK\ACS13Q1910.EM6 (104) Date: 2013-11-15

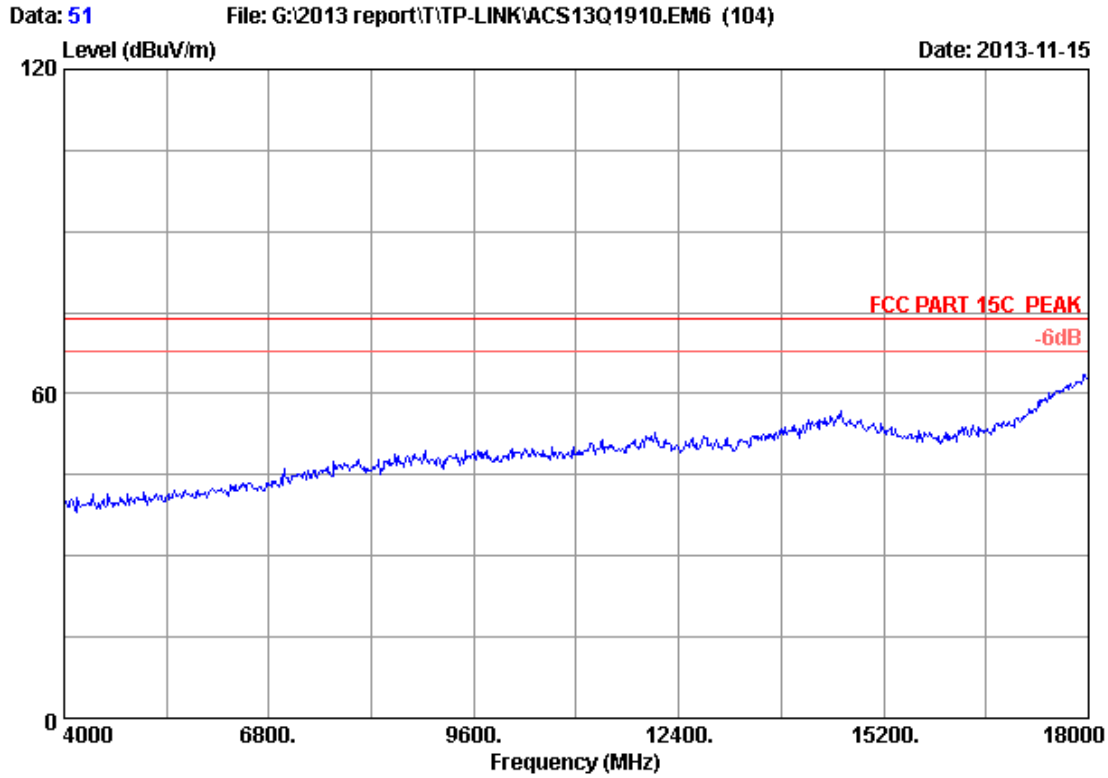


Site no. : 3m Chamber Data no. : 50
 Dis. / Ant. : 3m 2013 3115 (4580) Ant. pol. : VERTICAL
 Limit : FCC PART 15C PEAK
 Env. / Ins. : 23°C/54% Engineer : leo-Li
 EUT : 300Mbps Wireless N ADSL2+ Modem Router
 Power supply : DC 9V From Adapter Input AC 120V/60Hz
 Test mode : IEEE802.11g CH11 2462MHz Tx
 TD-W8960N

| | Freq. (MHz) | Ant. Factor (dB/m) | Cable loss (dB) | Amp. Factor (dB) | Reading (dBuV) | Emission Level (dBuV/m) | Limits (dBuV/m) | Margin (dB) | Remark |
|---|----------------|--------------------------|-----------------------|------------------------|-------------------|-------------------------------|--------------------|----------------|---------|
| 1 | 4924.000 | 32.73 | 8.69 | 35.70 | 45.23 | 50.95 | 74.00 | 23.05 | Peak |
| 2 | 4924.000 | 32.73 | 8.69 | 35.70 | 31.02 | 36.74 | 54.00 | 17.26 | Average |

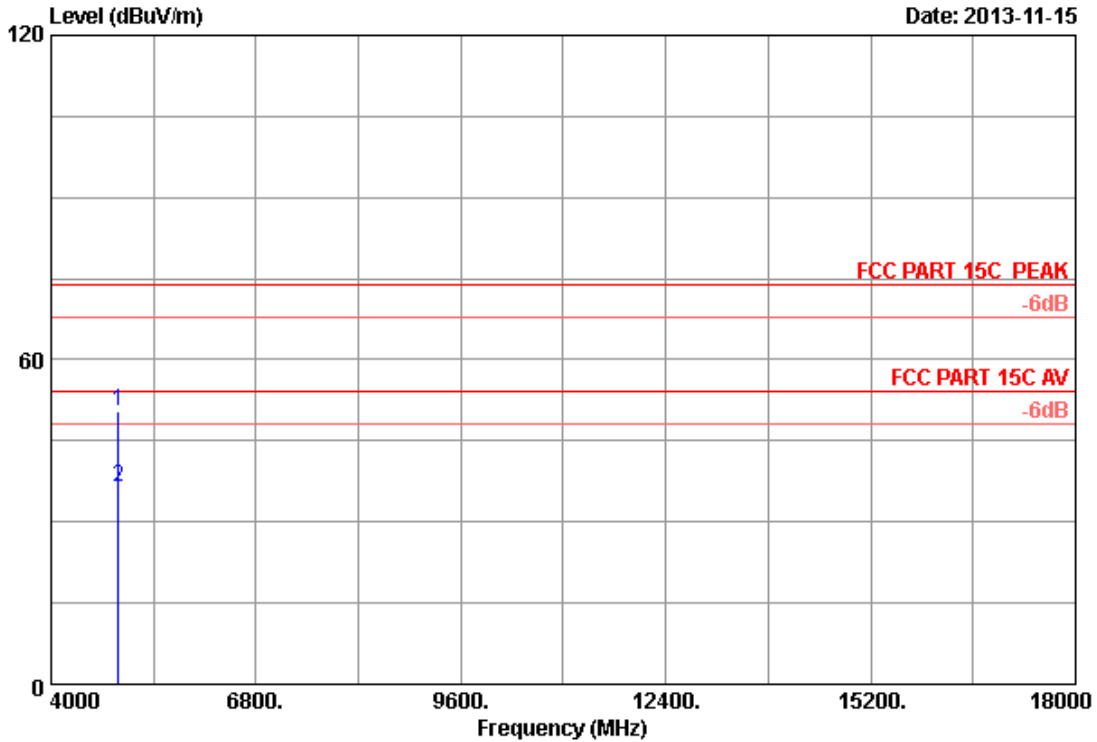
Remarks:

- Emission Level= Antenna Factor + Cable Loss -Amp Factor + Reading.
- The emission levels that are 20dB below the official limit are not reported.



| | |
|--|------------------------|
| Site no. : 3m Chamber | Data no. : 51 |
| Dis. / Ant. : 3m 2013 3115 (4580) | Ant. pol. : HORIZONTAL |
| Limit : FCC PART 15C PEAK | |
| Env. / Ins. : 23°C/54% | Engineer : leo-Li |
| EUT : 300Mbps Wireless N ADSL2+ Modem Router | |
| Power supply : DC 9V From Adapter Input AC 120V/60Hz | |
| Test mode : IEEE802.11g CH11 2462MHz Tx | |
| TD-W8960N | |

Data: 52 File: G:\2013 report\T\TP-LINK\ACS13Q1910.EM6 (104) Date: 2013-11-15



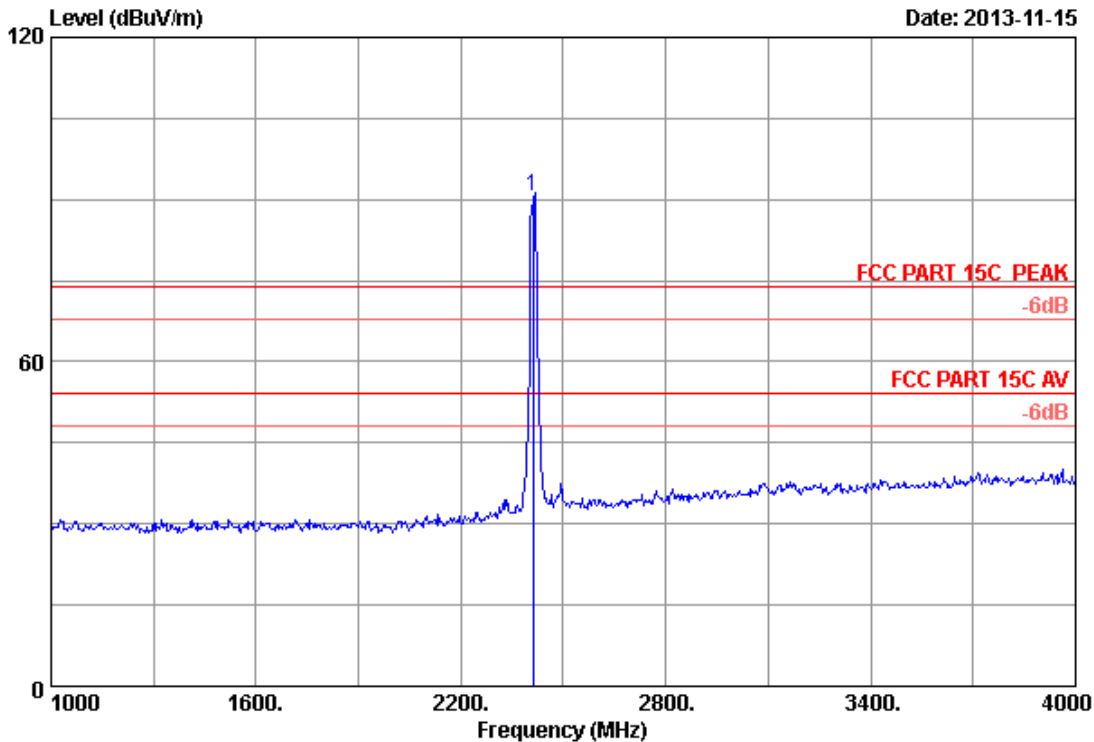
Site no. : 3m Chamber Data no. : 52
 Dis. / Ant. : 3m 2013 3115 (4580) Ant. pol. : HORIZONTAL
 Limit : FCC PART 15C PEAK
 Env. / Ins. : 23°C/54% Engineer : leo-Li
 EUT : 300Mbps Wireless N ADSL2+ Modem Router
 Power supply : DC 9V From Adapter Input AC 120V/60Hz
 Test mode : IEEE802.11g CH11 2462MHz Tx
 TD-W8960N

| | Freq. (MHz) | Ant. Factor (dB/m) | Cable loss (dB) | Amp. Factor (dB) | Reading (dBuV) | Emission Level (dBuV/m) | Limits (dBuV/m) | Margin (dB) | Remark |
|---|----------------|--------------------------|-----------------------|------------------------|-------------------|-------------------------------|--------------------|----------------|---------|
| 1 | 4924.000 | 32.73 | 8.69 | 35.70 | 44.59 | 50.31 | 74.00 | 23.69 | Peak |
| 2 | 4924.000 | 32.73 | 8.69 | 35.70 | 30.71 | 36.43 | 54.00 | 17.57 | Average |

Remarks:

1. Emission Level= Antenna Factor + Cable Loss -Amp Factor + Reading.
2. The emission levels that are 20dB below the official limit are not reported.

Data: 57 File: G:\2013 report\T\TP-LINK\ACS13Q1910.EM6 (104) Date: 2013-11-15



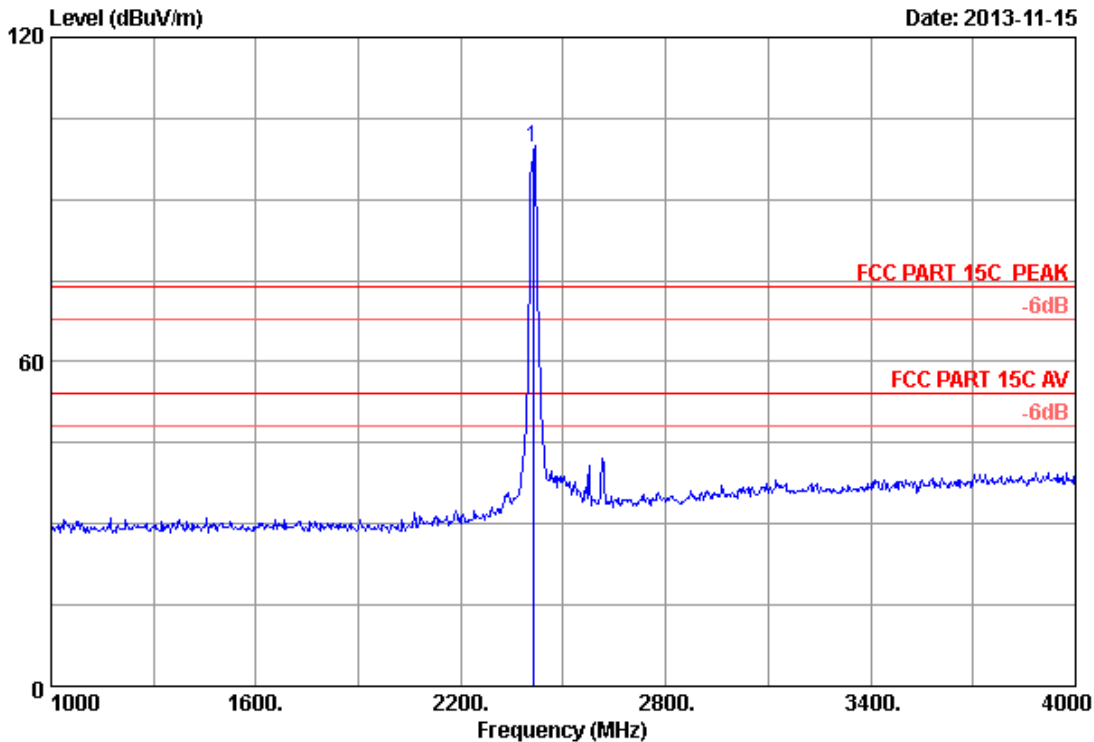
Site no. : 3m Chamber Data no. : 57
 Dis. / Ant. : 3m 2013 3115 (4580) Ant. pol. : VERTICAL
 Limit : FCC PART 15C PEAK
 Env. / Ins. : 23°C/54% Engineer : Leo-Li
 EUT : 300Mbps Wireless N ADSL2+ Modem Router
 Power supply : DC 9V From Adapter Input AC 120V/60Hz
 Test mode : IEEE802.11nHT20 CH1 2412MHz Tx
 TD-W8960N

| | Ant. Factor | Cable loss | Amp. Factor | Reading | Emission Level | Limits | Margin | Remark |
|-------------|-------------|------------|-------------|---------|----------------|----------|--------|--------|
| Freq. (MHz) | (dB/m) | (dB) | (dB) | (dBuV) | (dBuV/m) | (dBuV/m) | (dB) | |
| 1 2412.000 | 26.84 | 5.81 | 35.70 | 93.48 | 90.43 | 74.00 | -16.43 | Peak |

Remarks:

- Emission Level= Antenna Factor + Cable Loss -Amp Factor + Reading.
- The emission levels that are 20dB below the official limit are not reported.

Data: 58 File: G:\2013 report\T\TP-LINK\ACS13Q1910.EM6 (104) Date: 2013-11-15

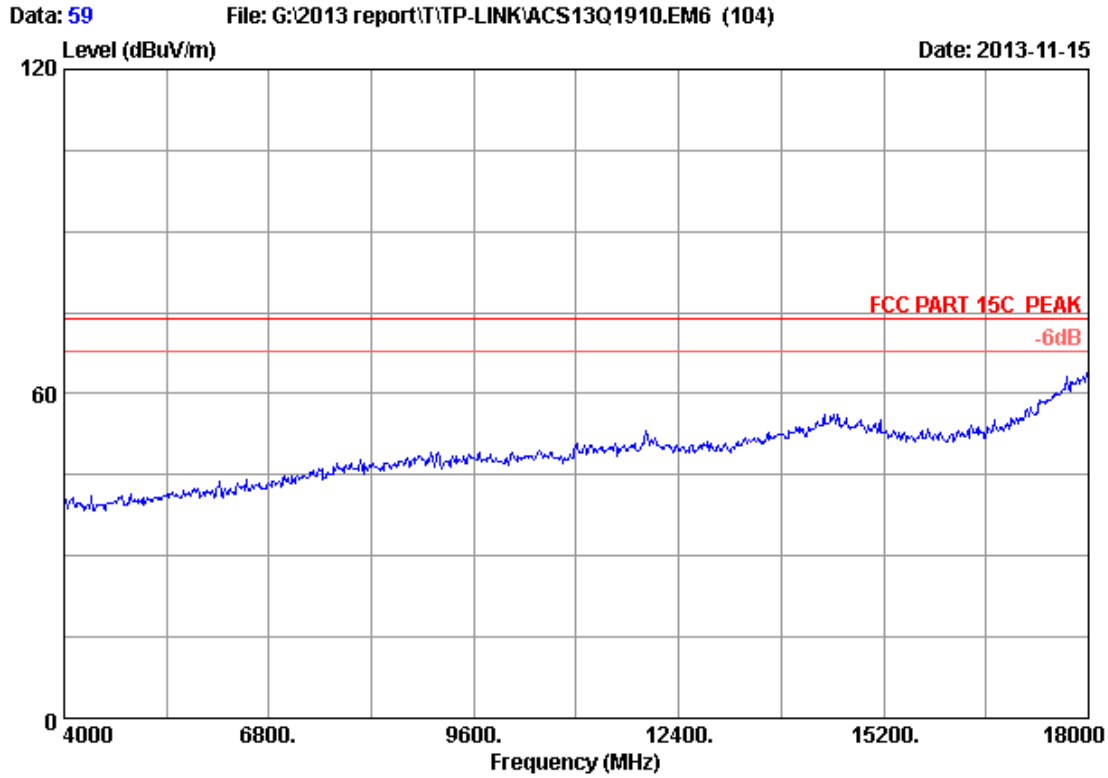


Site no. : 3m Chamber Data no. : 58
 Dis. / Ant. : 3m 2013 3115 (4580) Ant. pol. : HORIZONTAL
 Limit : FCC PART 15C PEAK
 Env. / Ins. : 23°C/54% Engineer : Leo-Li
 EUT : 300Mbps Wireless N ADSL2+ Modem Router
 Power supply : DC 9V From Adapter Input AC 120V/60Hz
 Test mode : IEEE802.11nHT20 CH1 2412MHz Tx
 TD-W8960N

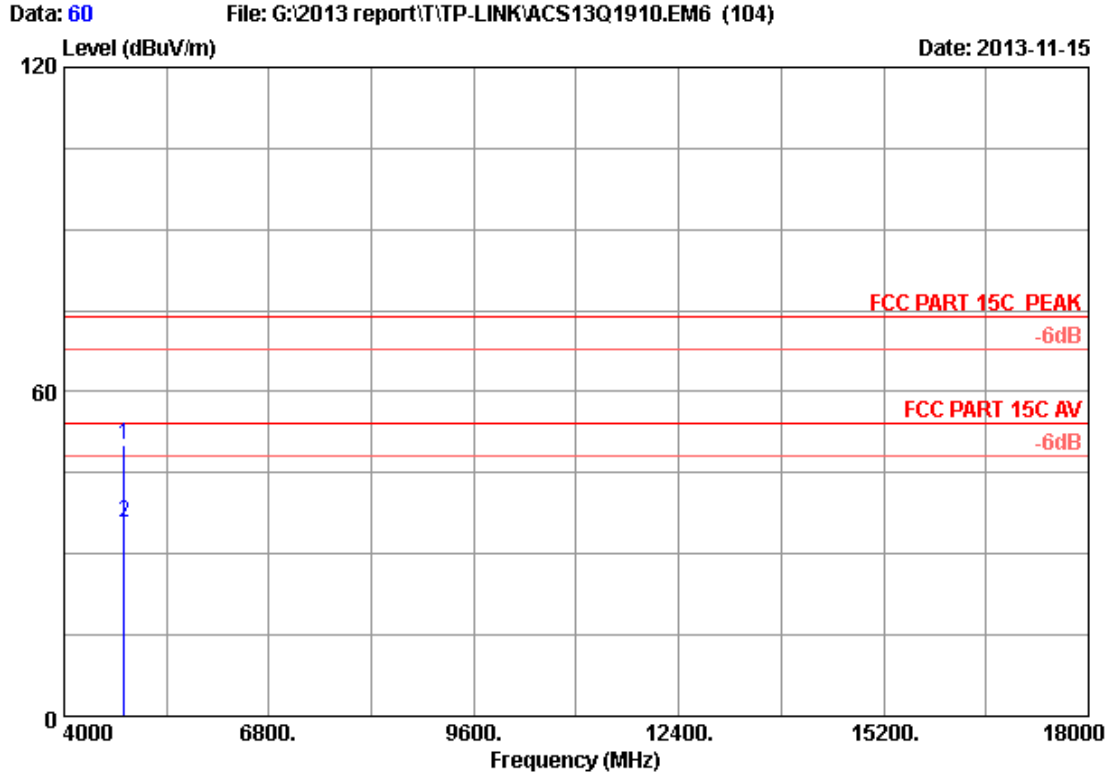
| | Ant. Factor | Cable loss | Amp. Factor | Reading | Emission Level | Limits | Margin | Remark |
|-------------|-------------|------------|-------------|---------|----------------|----------|--------|--------|
| Freq. (MHz) | (dB/m) | (dB) | (dB) | (dBuV) | (dBuV/m) | (dBuV/m) | (dB) | |
| 1 2412.000 | 26.84 | 5.81 | 35.70 | 102.59 | 99.54 | 74.00 | -25.54 | Peak |

Remarks:

- Emission Level= Antenna Factor + Cable Loss -Amp Factor + Reading.
- The emission levels that are 20dB below the official limit are not reported.



| | | | |
|--------------|--|-----------|--------------|
| Site no. | : 3m Chamber | Data no. | : 59 |
| Dis. / Ant. | : 3m 2013 3115 (4580) | Ant. pol. | : HORIZONTAL |
| Limit | : FCC PART 15C PEAK | | |
| Env. / Ins. | : 23°C/54% | Engineer | : leo-Li |
| EUT | : 300Mbps Wireless N ADSL2+ Modem Router | | |
| Power supply | : DC 9V From Adapter Input AC 120V/60Hz | | |
| Test mode | : IEEE802.11nHT20 CH1 2412MHz Tx | | |
| | : TD-W8960N | | |

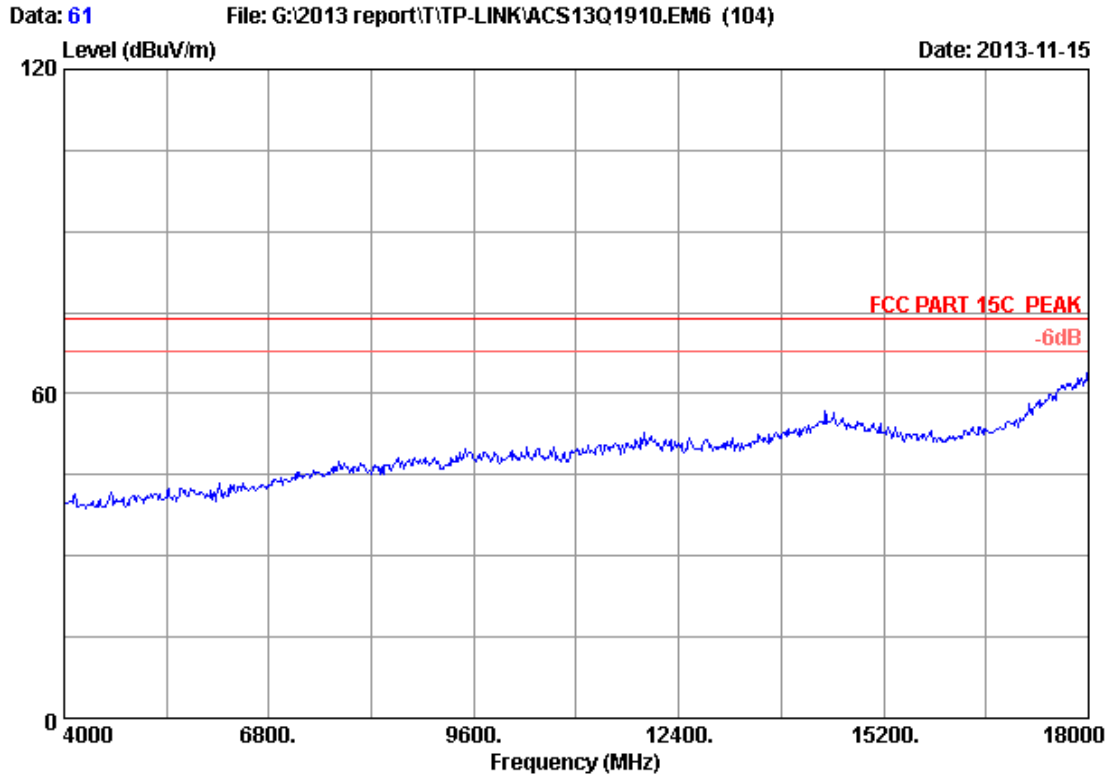


Site no. : 3m Chamber Data no. : 60
 Dis. / Ant. : 3m 2013 3115 (4580) Ant. pol. : HORIZONTAL
 Limit : FCC PART 15C PEAK
 Env. / Ins. : 23°C/54% Engineer : leo-Li
 EUT : 300Mbps Wireless N ADSL2+ Modem Router
 Power supply : DC 9V From Adapter Input AC 120V/60Hz
 Test mode : IEEE802.11nHT20 CH1 2412MHz Tx
 TD-W8960N

| | Freq. (MHz) | Ant. Factor (dB/m) | Cable loss (dB) | Amp. Factor (dB) | Reading (dBuV) | Emission Level (dBuV/m) | Limits (dBuV/m) | Margin (dB) | Remark |
|---|----------------|--------------------------|-----------------------|------------------------|-------------------|-------------------------------|--------------------|----------------|---------|
| 1 | 4824.000 | 32.51 | 8.58 | 35.70 | 44.73 | 50.12 | 74.00 | 23.88 | Peak |
| 2 | 4824.000 | 32.51 | 8.58 | 35.70 | 30.41 | 35.80 | 54.00 | 18.20 | Average |

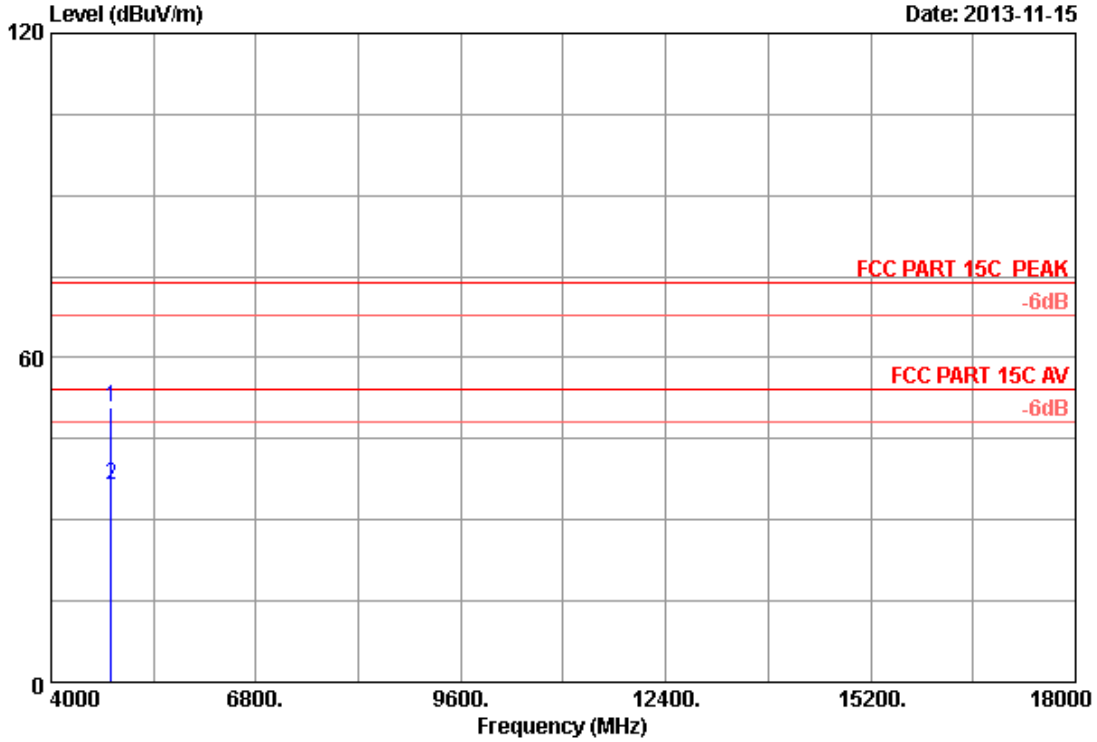
Remarks:

1. Emission Level= Antenna Factor + Cable Loss -Amp Factor + Reading.
2. The emission levels that are 20dB below the official limit are not reported.



Site no. : 3m Chamber Data no. : 61
Dis. / Ant. : 3m 2013 3115 (4580) Ant. pol. : VERTICAL
Limit : FCC PART 15C PEAK
Env. / Ins. : 23°C/54% Engineer : leo-Li
EUT : 300Mbps Wireless N ADSL2+ Modem Router
Power supply : DC 9V From Adapter Input AC 120V/60Hz
Test mode : IEEE802.11nHT20 CH1 2412MHz Tx
TD-W8960N

Data: 62 File: G:\2013 report\T\TP-LINK\ACS13Q1910.EM6 (104) Date: 2013-11-15



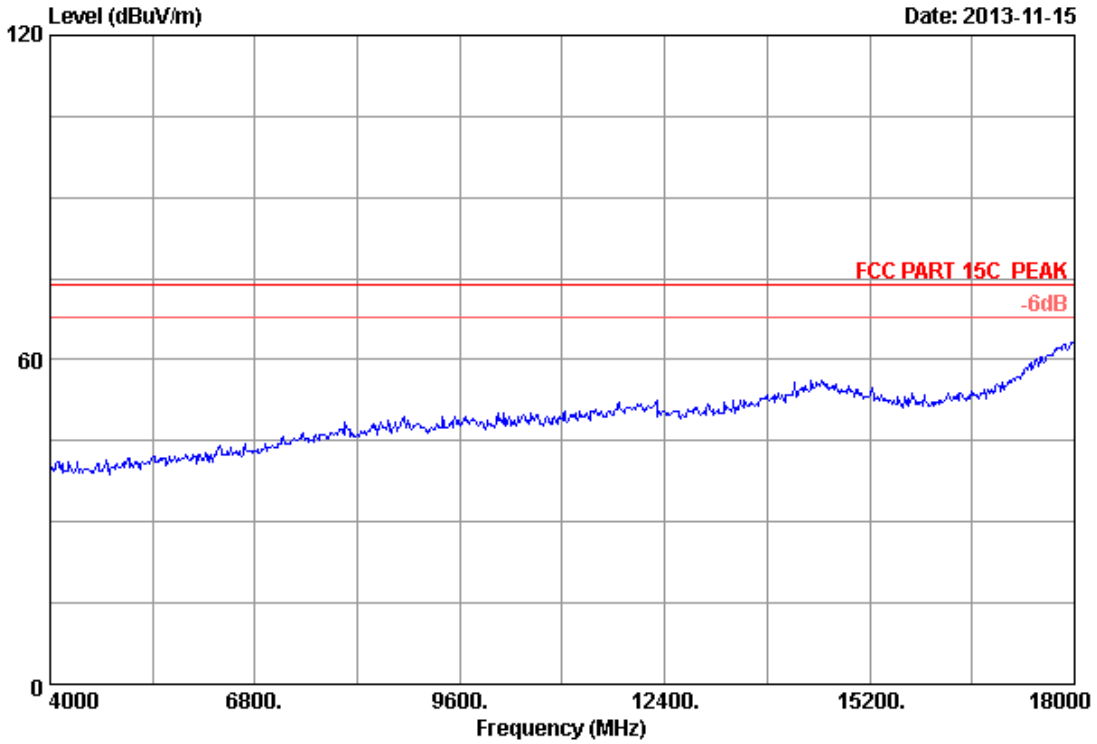
Site no. : 3m Chamber Data no. : 62
 Dis. / Ant. : 3m 2013 3115 (4580) Ant. pol. : VERTICAL
 Limit : FCC PART 15C PEAK
 Env. / Ins. : 23°C/54% Engineer : leo-Li
 EUT : 300Mbps Wireless N ADSL2+ Modem Router
 Power supply : DC 9V From Adapter Input AC 120V/60Hz
 Test mode : IEEE802.11nHT20 CH1 2412MHz Tx
 TD-W8960N

| | Freq. (MHz) | Ant. Factor (dB/m) | Cable loss (dB) | Amp. Factor (dB) | Reading (dBuV) | Emission Level (dBuV/m) | Limits (dBuV/m) | Margin (dB) | Remark |
|---|----------------|--------------------------|-----------------------|------------------------|-------------------|-------------------------------|--------------------|----------------|---------|
| 1 | 4824.000 | 32.51 | 8.58 | 35.70 | 45.33 | 50.72 | 74.00 | 23.28 | Peak |
| 2 | 4824.000 | 32.51 | 8.58 | 35.70 | 31.12 | 36.51 | 54.00 | 17.49 | Average |

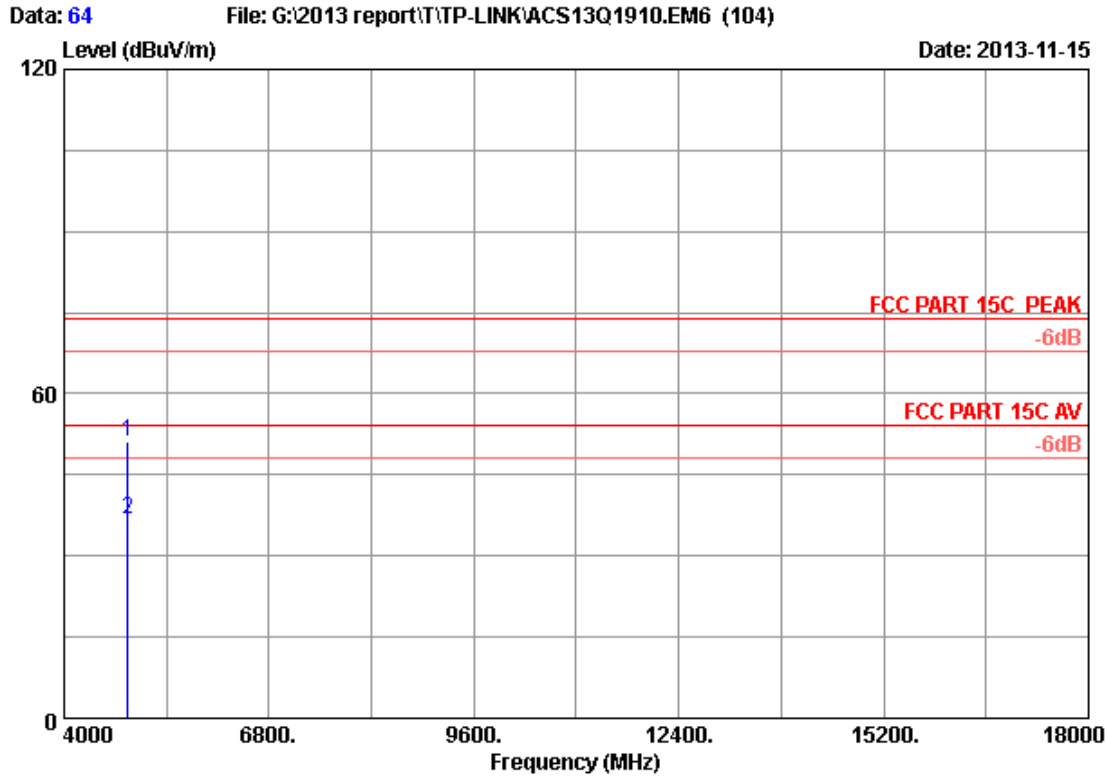
Remarks:

1. Emission Level= Antenna Factor + Cable Loss -Amp Factor + Reading.
2. The emission levels that are 20dB below the official limit are not reported.

Data: 63 File: G:\2013 report\T\TP-LINK\ACS13Q1910.EM6 (104) Date: 2013-11-15



Site no. : 3m Chamber Data no. : 63
Dis. / Ant. : 3m 2013 3115 (4580) Ant. pol. : VERTICAL
Limit : FCC PART 15C PEAK
Env. / Ins. : 23°C/54% Engineer : leo-Li
EUT : 300Mbps Wireless N ADSL2+ Modem Router
Power supply : DC 9V From Adapter Input AC 120V/60Hz
Test mode : IEEE802.11nHT20 CH6 2437MHz Tx
TD-W8960N

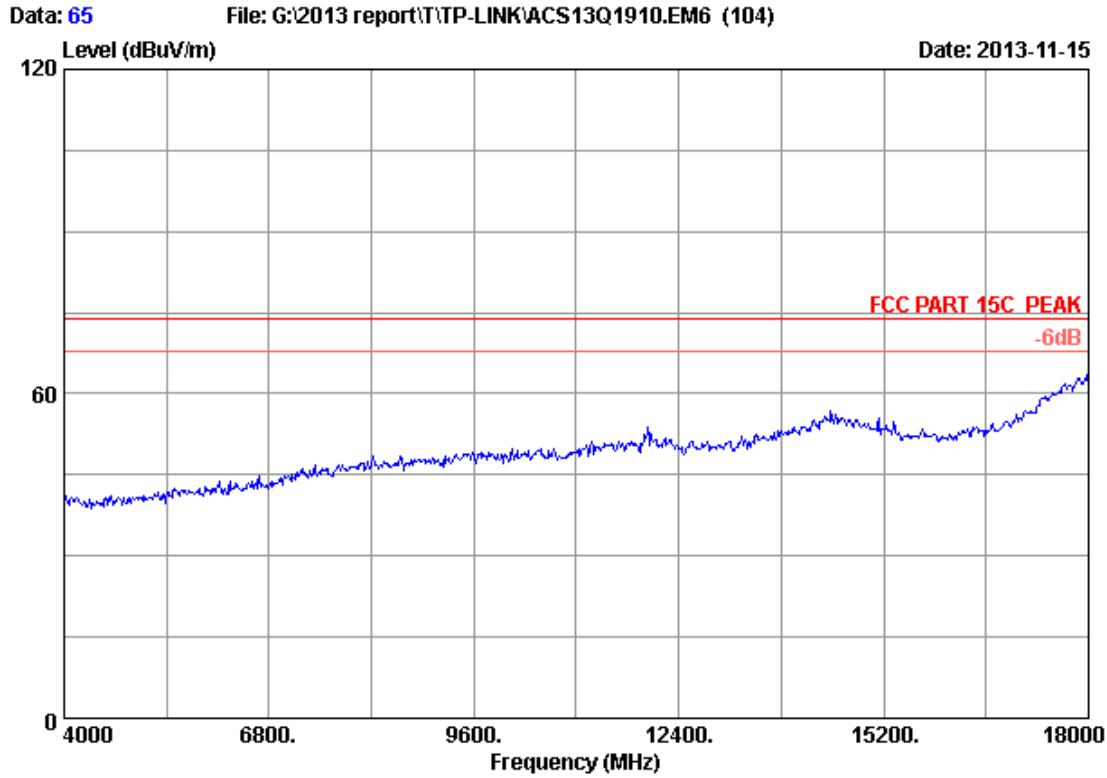


Site no. : 3m Chamber Data no. : 64
 Dis. / Ant. : 3m 2013 3115 (4580) Ant. pol. : VERTICAL
 Limit : FCC PART 15C PEAK
 Env. / Ins. : 23°C/54% Engineer : leo-Li
 EUT : 300Mbps Wireless N ADSL2+ Modem Router
 Power supply : DC 9V From Adapter Input AC 120V/60Hz
 Test mode : IEEE802.11nHT20 CH6 2437MHz Tx
 TD-W8960N

| | Freq. (MHz) | Ant. Factor (dB/m) | Cable loss (dB) | Amp. Factor (dB) | Reading (dBuV) | Emission Level (dBuV/m) | Limits (dBuV/m) | Margin (dB) | Remark |
|---|----------------|--------------------------|-----------------------|------------------------|-------------------|-------------------------------|--------------------|----------------|---------|
| 1 | 4874.000 | 32.62 | 8.63 | 35.70 | 45.49 | 51.04 | 74.00 | 22.96 | Peak |
| 2 | 4874.000 | 32.62 | 8.63 | 35.70 | 31.10 | 36.65 | 54.00 | 17.35 | Average |

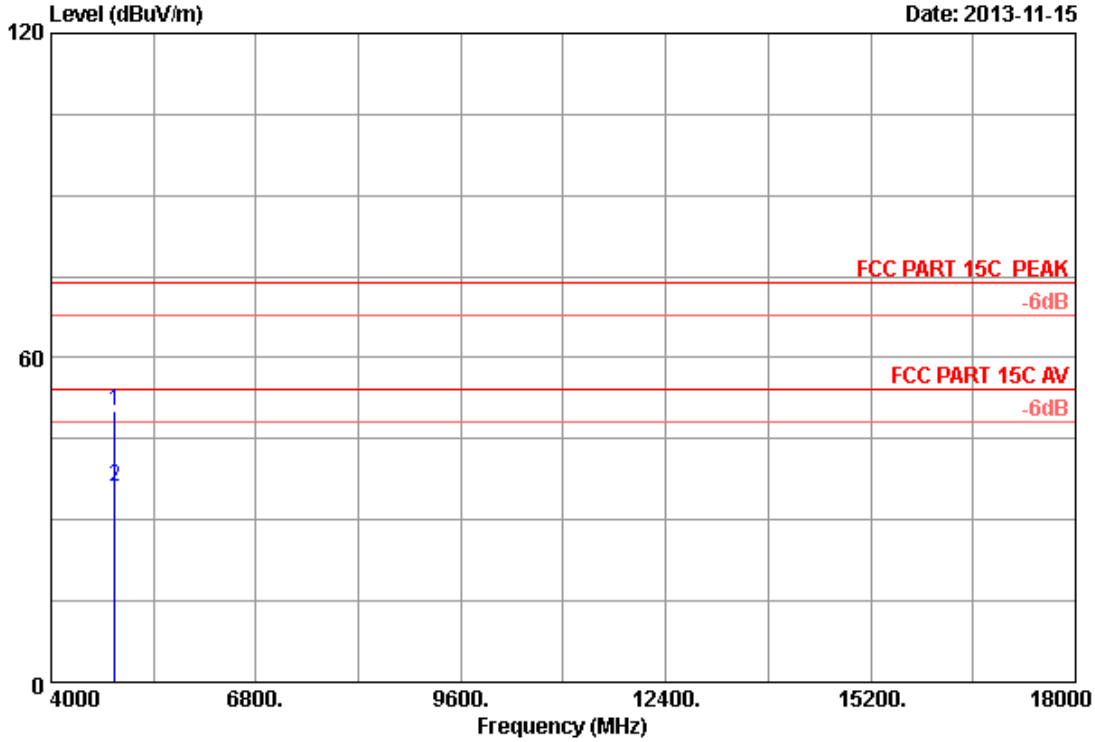
Remarks:

1. Emission Level= Antenna Factor + Cable Loss -Amp Factor + Reading.
2. The emission levels that are 20dB below the official limit are not reported.



| | | | |
|--------------|--|-----------|--------------|
| Site no. | : 3m Chamber | Data no. | : 65 |
| Dis. / Ant. | : 3m 2013 3115 (4580) | Ant. pol. | : HORIZONTAL |
| Limit | : FCC PART 15C PEAK | | |
| Env. / Ins. | : 23°C/54% | Engineer | : leo-Li |
| EUT | : 300Mbps Wireless N ADSL2+ Modem Router | | |
| Power supply | : DC 9V From Adapter Input AC 120V/60Hz | | |
| Test mode | : IEEE802.11nHT20 CH6 2437MHz Tx | | |
| | : TD-W8960N | | |

Data: 66 File: G:\2013 report\T\TP-LINK\ACS13Q1910.EM6 (104) Date: 2013-11-15



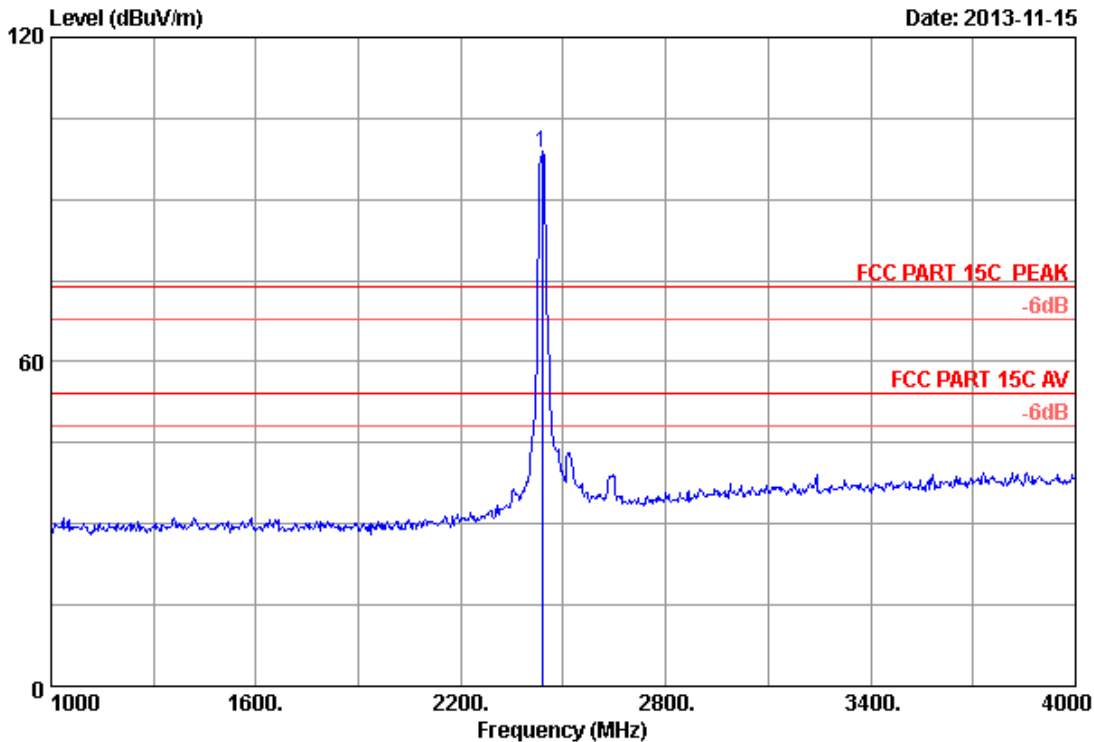
Site no. : 3m Chamber Data no. : 66
 Dis. / Ant. : 3m 2013 3115 (4580) Ant. pol. : HORIZONTAL
 Limit : FCC PART 15C PEAK
 Env. / Ins. : 23°C/54% Engineer : leo-Li
 EUT : 300Mbps Wireless N ADSL2+ Modem Router
 Power supply : DC 9V From Adapter Input AC 120V/60Hz
 Test mode : IEEE802.11nHT20 CH6 2437MHz Tx
 TD-W8960N

| | Freq. (MHz) | Ant. Factor (dB/m) | Cable loss (dB) | Amp. Factor (dB) | Reading (dBuV) | Emission Level (dBuV/m) | Limits (dBuV/m) | Margin (dB) | Remark |
|---|----------------|--------------------------|-----------------------|------------------------|-------------------|-------------------------------|--------------------|----------------|---------|
| 1 | 4874.000 | 32.62 | 8.63 | 35.70 | 44.69 | 50.24 | 74.00 | 23.76 | Peak |
| 2 | 4874.000 | 32.62 | 8.63 | 35.70 | 30.48 | 36.03 | 54.00 | 17.97 | Average |

Remarks:

1. Emission Level= Antenna Factor + Cable Loss -Amp Factor + Reading.
2. The emission levels that are 20dB below the official limit are not reported.

Data: 67 File: G:\2013 report\T\TP-LINK\ACS13Q1910.EM6 (104) Date: 2013-11-15



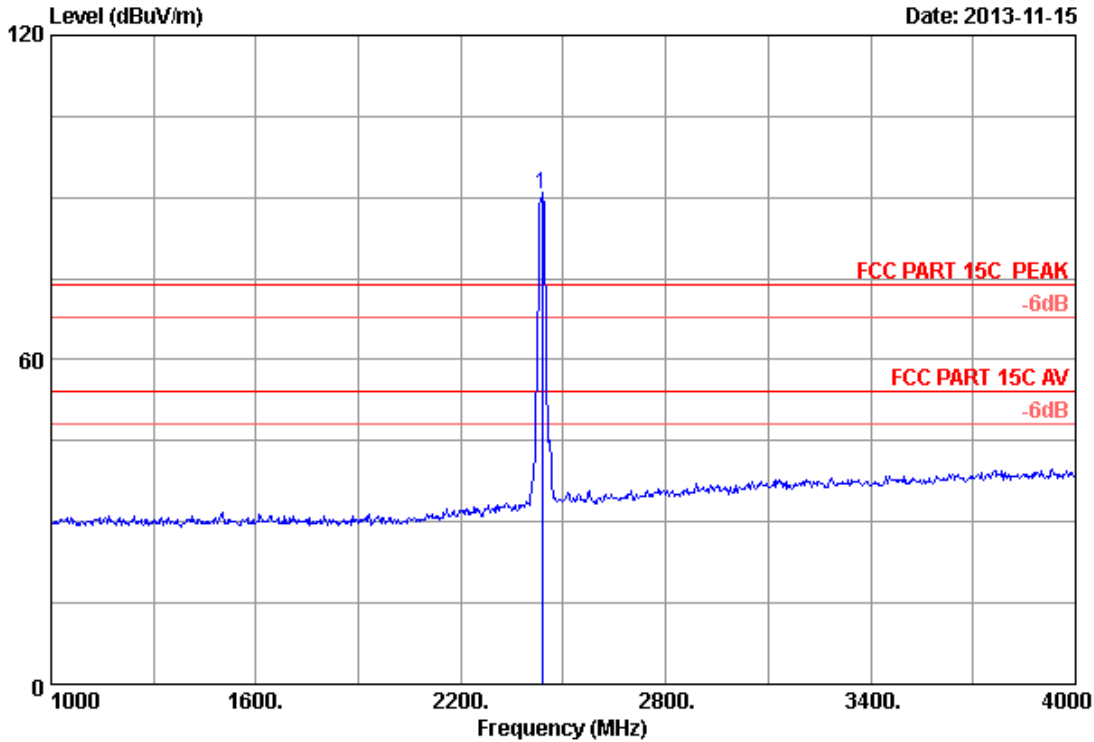
Site no. : 3m Chamber Data no. : 67
 Dis. / Ant. : 3m 2013 3115 (4580) Ant. pol. : HORIZONTAL
 Limit : FCC PART 15C PEAK
 Env. / Ins. : 23°C/54% Engineer : Leo-Li
 EUT : 300Mbps Wireless N ADSL2+ Modem Router
 Power supply : DC 9V From Adapter Input AC 120V/60Hz
 Test mode : IEEE802.11nHT20 CH6 2437MHz Tx
 TD-W8960N

| | Ant. Factor | Cable loss | Amp. Factor | Reading | Emission Level | Limits | Margin | Remark |
|-------------|-------------|------------|-------------|---------|----------------|----------|--------|--------|
| Freq. (MHz) | (dB/m) | (dB) | (dB) | (dBuV) | (dBuV/m) | (dBuV/m) | (dB) | |
| 1 2437.000 | 27.00 | 5.85 | 35.70 | 101.46 | 98.61 | 74.00 | -24.61 | Peak |

Remarks:

1. Emission Level= Antenna Factor + Cable Loss -Amp Factor + Reading.
2. The emission levels that are 20dB below the official limit are not reported.

Data: 68 File: G:\2013 report\T\TP-LINK\ACS13Q1910.EM6 (104) Date: 2013-11-15



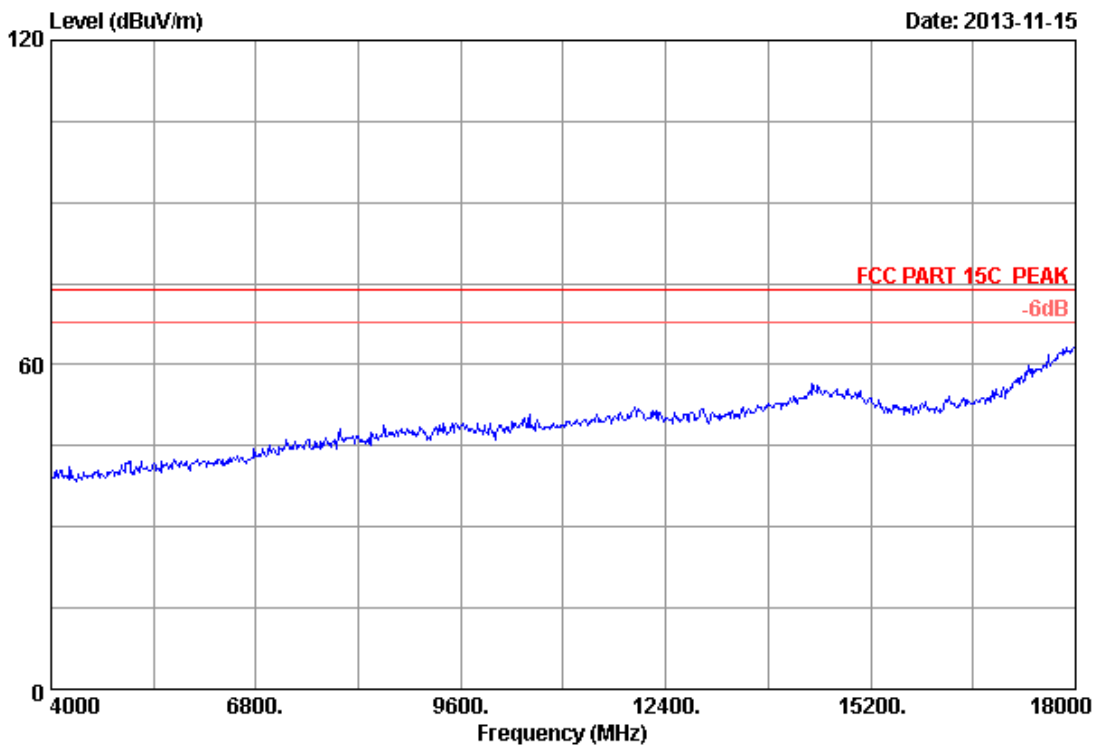
Site no. : 3m Chamber Data no. : 68
 Dis. / Ant. : 3m 2013 3115 (4580) Ant. pol. : VERTICAL
 Limit : FCC PART 15C PEAK
 Env. / Ins. : 23°C/54% Engineer : Leo-Li
 EUT : 300Mbps Wireless N ADSL2+ Modem Router
 Power supply : DC 9V From Adapter Input AC 120V/60Hz
 Test mode : IEEE802.11nHT20 CH6 2437MHz Tx
 TD-W8960N

| | Ant. Factor | Cable loss | Amp. Factor | Reading | Emission Level | Limits | Margin | Remark |
|-------------|-------------|------------|-------------|---------|----------------|----------|--------|--------|
| Freq. (MHz) | (dB/m) | (dB) | (dB) | (dBuV) | (dBuV/m) | (dBuV/m) | (dB) | |
| 1 2437.000 | 27.00 | 5.85 | 35.70 | 93.29 | 90.44 | 74.00 | -16.44 | Peak |

Remarks:

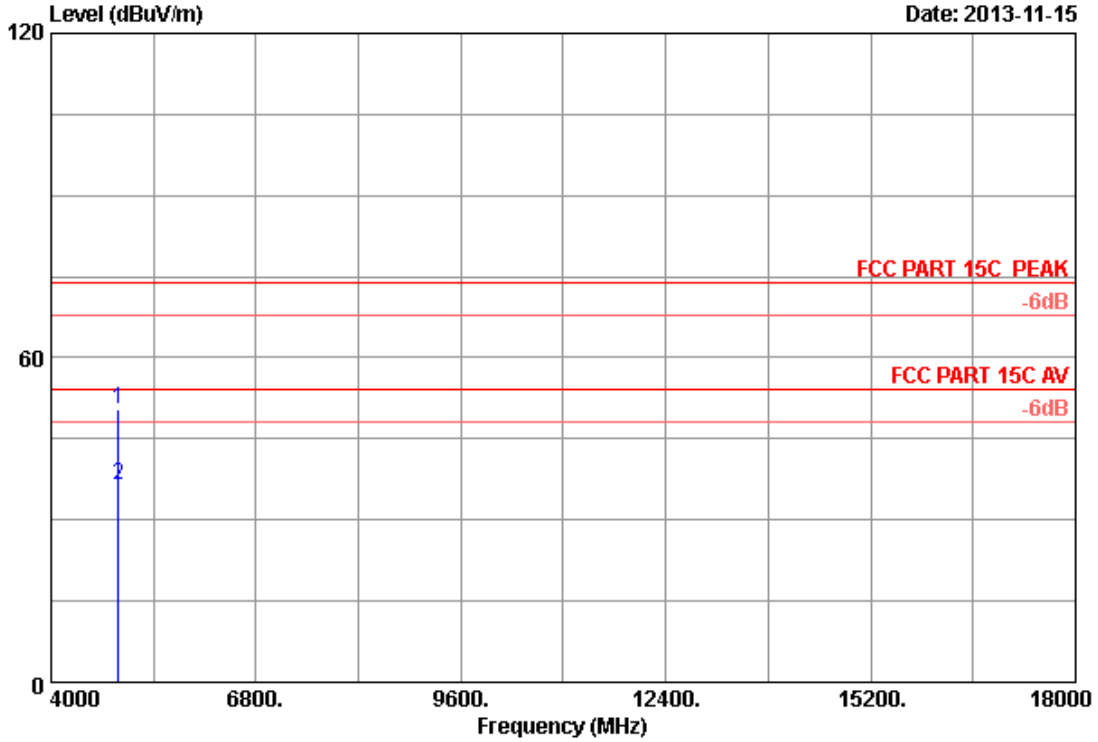
1. Emission Level= Antenna Factor + Cable Loss -Amp Factor + Reading.
2. The emission levels that are 20dB below the official limit are not reported.

Data: 69 File: G:\2013 report\T\TP-LINK\ACS13Q1910.EM6 (104) Date: 2013-11-15



Site no. : 3m Chamber Data no. : 69
Dis. / Ant. : 3m 2013 3115 (4580) Ant. pol. : HORIZONTAL
Limit : FCC PART 15C PEAK
Env. / Ins. : 23°C/54% Engineer : leo-Li
EUT : 300Mbps Wireless N ADSL2+ Modem Router
Power supply : DC 9V From Adapter Input AC 120V/60Hz
Test mode : IEEE802.11nHT20 CH11 2462MHz Tx
TD-W8960N

Data: 70 File: G:\2013 report\T\TP-LINK\ACS13Q1910.EM6 (104) Date: 2013-11-15

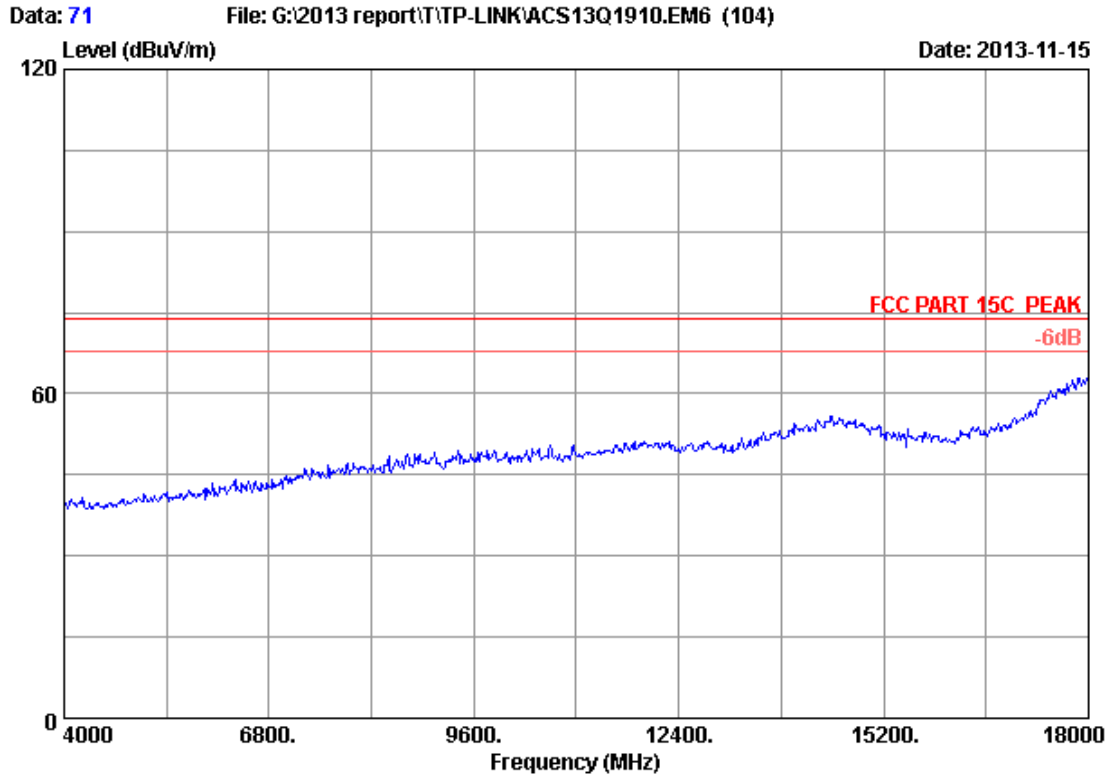


Site no. : 3m Chamber Data no. : 70
 Dis. / Ant. : 3m 2013 3115 (4580) Ant. pol. : HORIZONTAL
 Limit : FCC PART 15C PEAK
 Env. / Ins. : 23°C/54% Engineer : leo-Li
 EUT : 300Mbps Wireless N ADSL2+ Modem Router
 Power supply : DC 9V From Adapter Input AC 120V/60Hz
 Test mode : IEEE802.11nHT20 CH11 2462MHz Tx
 TD-W8960N

| | Freq. (MHz) | Ant. Factor (dB/m) | Cable loss (dB) | Amp. Factor (dB) | Reading (dBuV) | Emission Level (dBuV/m) | Limits (dBuV/m) | Margin (dB) | Remark |
|---|----------------|--------------------------|-----------------------|------------------------|-------------------|-------------------------------|--------------------|----------------|---------|
| 1 | 4924.000 | 32.73 | 8.69 | 35.70 | 44.81 | 50.53 | 74.00 | 23.47 | Peak |
| 2 | 4924.000 | 32.73 | 8.69 | 35.70 | 30.55 | 36.27 | 54.00 | 17.73 | Average |

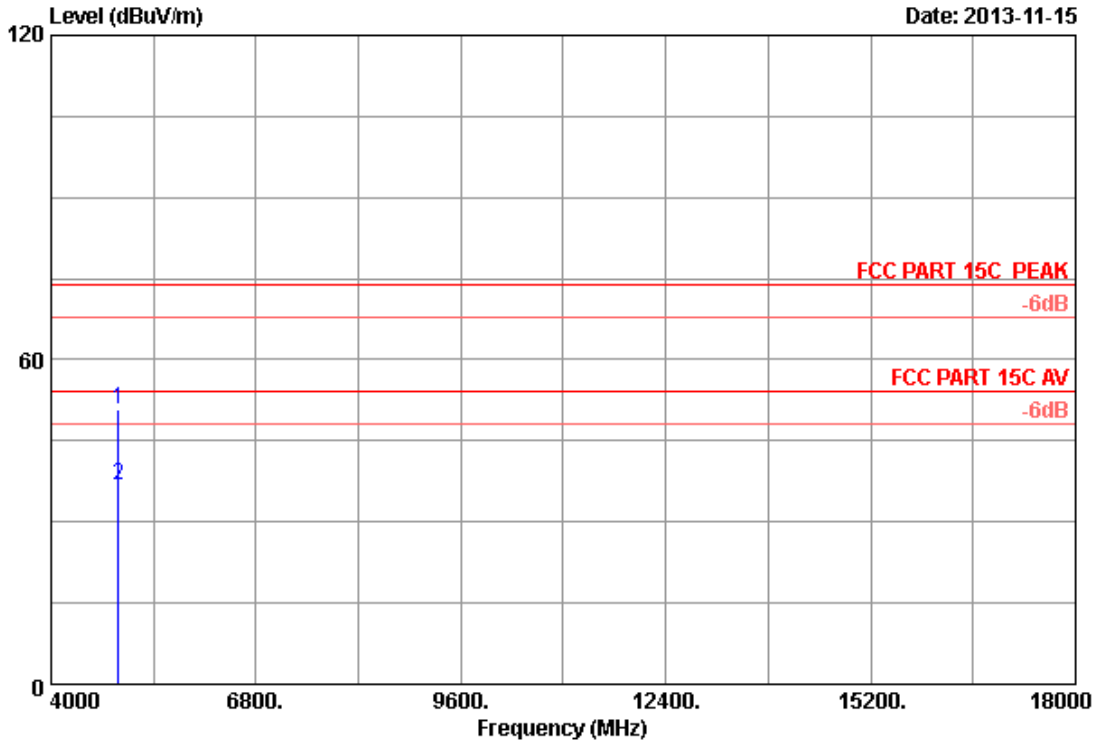
Remarks:

1. Emission Level= Antenna Factor + Cable Loss -Amp Factor + Reading.
2. The emission levels that are 20dB below the official limit are not reported.



| | | | |
|--------------|--|-----------|------------|
| Site no. | : 3m Chamber | Data no. | : 71 |
| Dis. / Ant. | : 3m 2013 3115 (4580) | Ant. pol. | : VERTICAL |
| Limit | : FCC PART 15C PEAK | | |
| Env. / Ins. | : 23°C/54% | Engineer | : leo-Li |
| EUT | : 300Mbps Wireless N ADSL2+ Modem Router | | |
| Power supply | : DC 9V From Adapter Input AC 120V/60Hz | | |
| Test mode | : IEEE802.11nHT20 CH11 2462MHz Tx | | |
| | TD-W8960N | | |

Data: 72 File: G:\2013 report\T\TP-LINK\ACS13Q1910.EM6 (104) Date: 2013-11-15



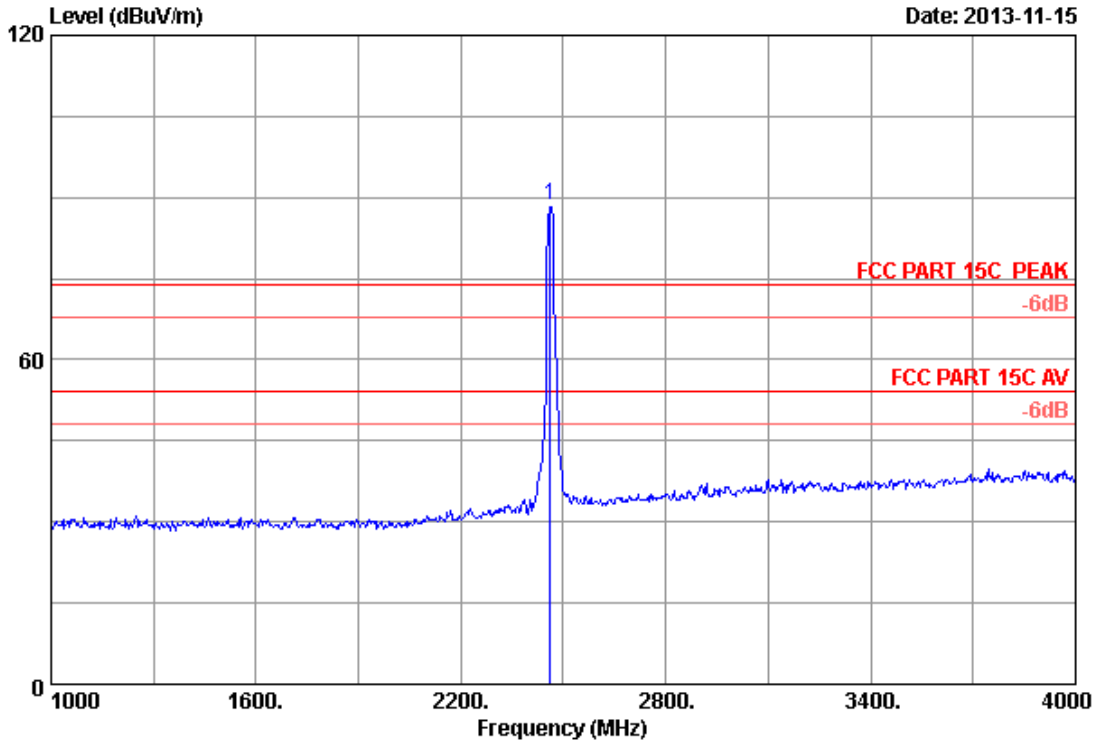
Site no. : 3m Chamber Data no. : 72
 Dis. / Ant. : 3m 2013 3115 (4580) Ant. pol. : VERTICAL
 Limit : FCC PART 15C PEAK
 Env. / Ins. : 23°C/54% Engineer : leo-Li
 EUT : 300Mbps Wireless N ADSL2+ Modem Router
 Power supply : DC 9V From Adapter Input AC 120V/60Hz
 Test mode : IEEE802.11nHT20 CH11 2462MHz Tx
 TD-W8960N

| | Freq. (MHz) | Ant. Factor (dB/m) | Cable loss (dB) | Amp. Factor (dB) | Reading (dBuV) | Emission Level (dBuV/m) | Limits (dBuV/m) | Margin (dB) | Remark |
|---|----------------|--------------------------|-----------------------|------------------------|-------------------|-------------------------------|--------------------|----------------|---------|
| 1 | 4924.000 | 32.73 | 8.69 | 35.70 | 45.13 | 50.85 | 74.00 | 23.15 | Peak |
| 2 | 4924.000 | 32.73 | 8.69 | 35.70 | 30.98 | 36.70 | 54.00 | 17.30 | Average |

Remarks:

1. Emission Level= Antenna Factor + Cable Loss -Amp Factor + Reading.
2. The emission levels that are 20dB below the official limit are not reported.

Data: 73 File: G:\2013 report\T\TP-LINK\ACS13Q1910.EM6 (104) Date: 2013-11-15



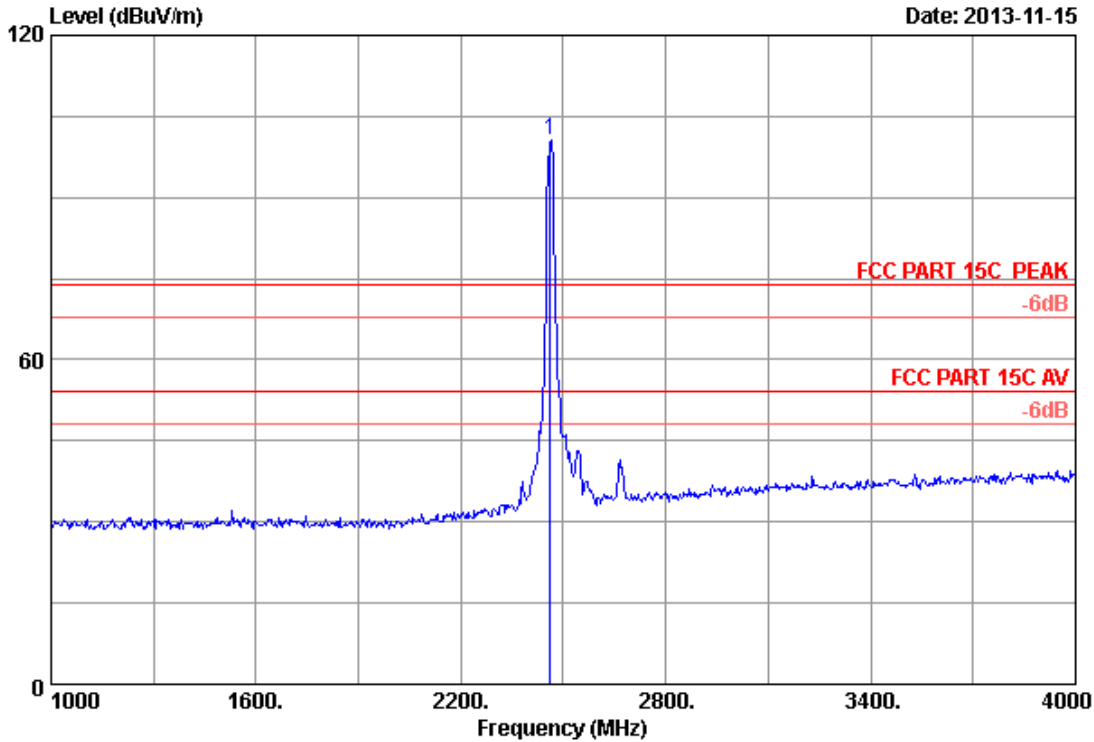
Site no. : 3m Chamber Data no. : 73
 Dis. / Ant. : 3m 2013 3115 (4580) Ant. pol. : VERTICAL
 Limit : FCC PART 15C PEAK
 Env. / Ins. : 23°C/54% Engineer : Leo-Li
 EUT : 300Mbps Wireless N ADSL2+ Modem Router
 Power supply : DC 9V From Adapter Input AC 120V/60Hz
 Test mode : IEEE802.11nHT20 CH11 2462MHz Tx
 TD-W8960N

| | Ant. Factor | Cable loss | Amp. Factor | Reading | Emission Level | Limits | Margin | Remark |
|-------------|-------------|------------|-------------|---------|----------------|----------|--------|--------|
| Freq. (MHz) | (dB/m) | (dB) | (dB) | (dBuV) | (dBuV/m) | (dBuV/m) | (dB) | |
| 1 2462.000 | 27.16 | 5.89 | 35.70 | 91.31 | 88.66 | 74.00 | -14.66 | Peak |

Remarks:

1. Emission Level= Antenna Factor + Cable Loss -Amp Factor + Reading.
2. The emission levels that are 20dB below the official limit are not reported.

Data: 74 File: G:\2013 report\T\TP-LINK\ACS13Q1910.EM6 (104) Date: 2013-11-15

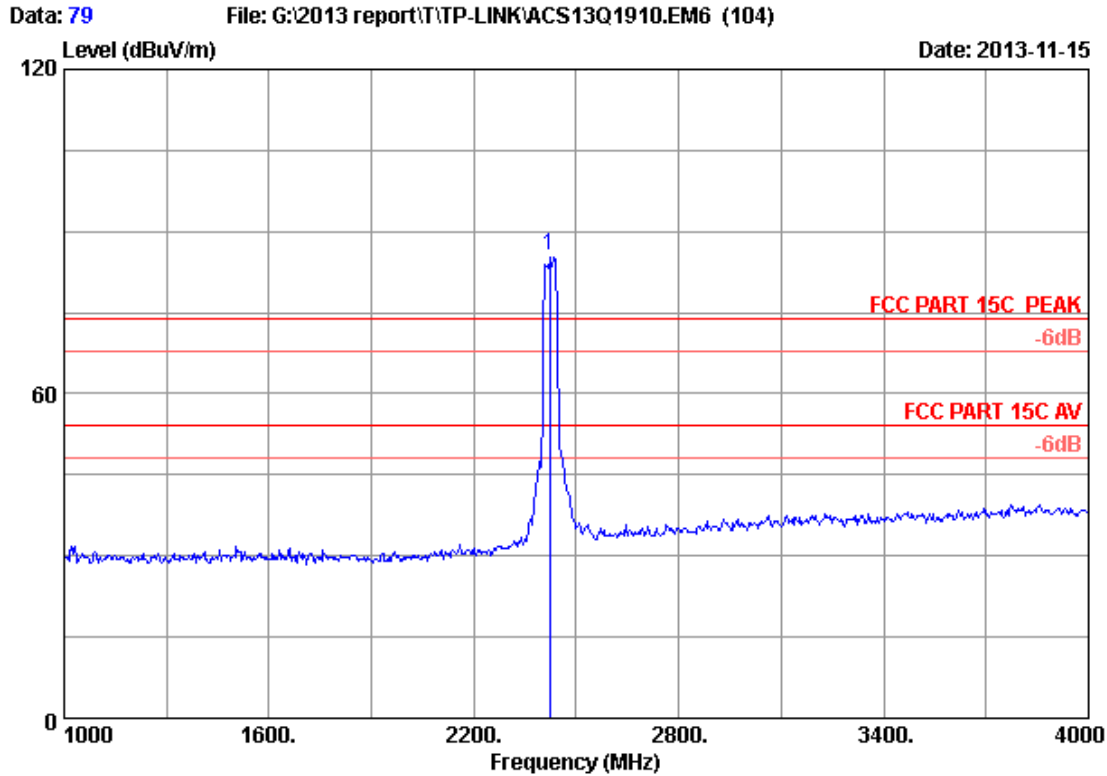


Site no. : 3m Chamber Data no. : 74
 Dis. / Ant. : 3m 2013 3115 (4580) Ant. pol. : HORIZONTAL
 Limit : FCC PART 15C PEAK
 Env. / Ins. : 23°C/54% Engineer : Leo-Li
 EUT : 300Mbps Wireless N ADSL2+ Modem Router
 Power supply : DC 9V From Adapter Input AC 120V/60Hz
 Test mode : IEEE802.11nHT20 CH11 2462MHz Tx
 TD-W8960N

| | Ant. Factor | Cable loss | Amp. Factor | Reading | Emission Level | Limits | Margin | Remark |
|-------------|-------------|------------|-------------|---------|----------------|----------|--------|--------|
| Freq. (MHz) | (dB/m) | (dB) | (dB) | (dBuV) | (dBuV/m) | (dBuV/m) | (dB) | |
| 1 2462.000 | 27.16 | 5.89 | 35.70 | 103.24 | 100.59 | 74.00 | -26.59 | Peak |

Remarks:

1. Emission Level= Antenna Factor + Cable Loss -Amp Factor + Reading.
2. The emission levels that are 20dB below the official limit are not reported.



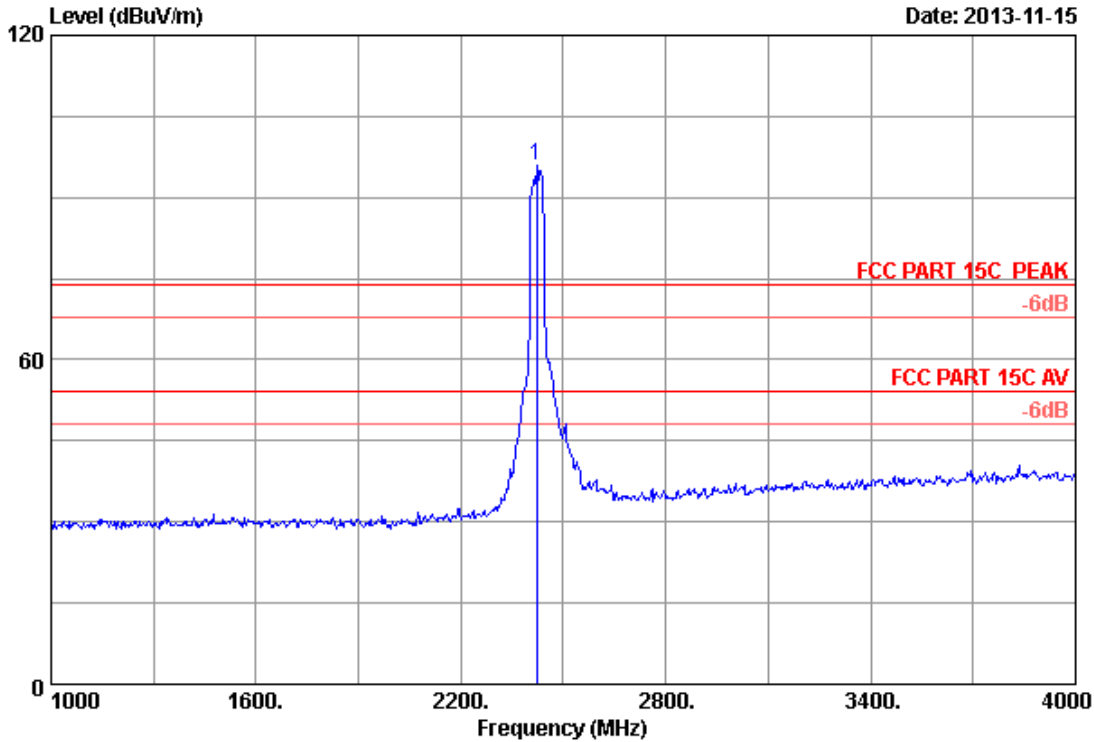
Site no. : 3m Chamber Data no. : 79
 Dis. / Ant. : 3m 2013 3115 (4580) Ant. pol. : VERTICAL
 Limit : FCC PART 15C PEAK
 Env. / Ins. : 23°C/54% Engineer : Leo-Li
 EUT : 300Mbps Wireless N ADSL2+ Modem Router
 Power supply : DC 9V From Adapter Input AC 120V/60Hz
 Test mode : IEEE802.11nHT40 CH1 2422MHz Tx
 TD-W8960N

| | Ant. Factor | Cable loss | Amp. Factor | Reading | Emission Level | Limits | Margin | Remark |
|-------------|-------------|------------|-------------|---------|----------------|----------|--------|--------|
| Freq. (MHz) | (dB/m) | (dB) | (dB) | (dBuV) | (dBuV/m) | (dBuV/m) | (dB) | |
| 1 2422.000 | 26.90 | 5.83 | 35.70 | 88.69 | 85.72 | 74.00 | -11.72 | Peak |

Remarks:

1. Emission Level= Antenna Factor + Cable Loss -Amp Factor + Reading.
2. The emission levels that are 20dB below the official limit are not reported.

Data: 80 File: G:\2013 report\T\TP-LINK\ACS13Q1910.EM6 (104) Date: 2013-11-15



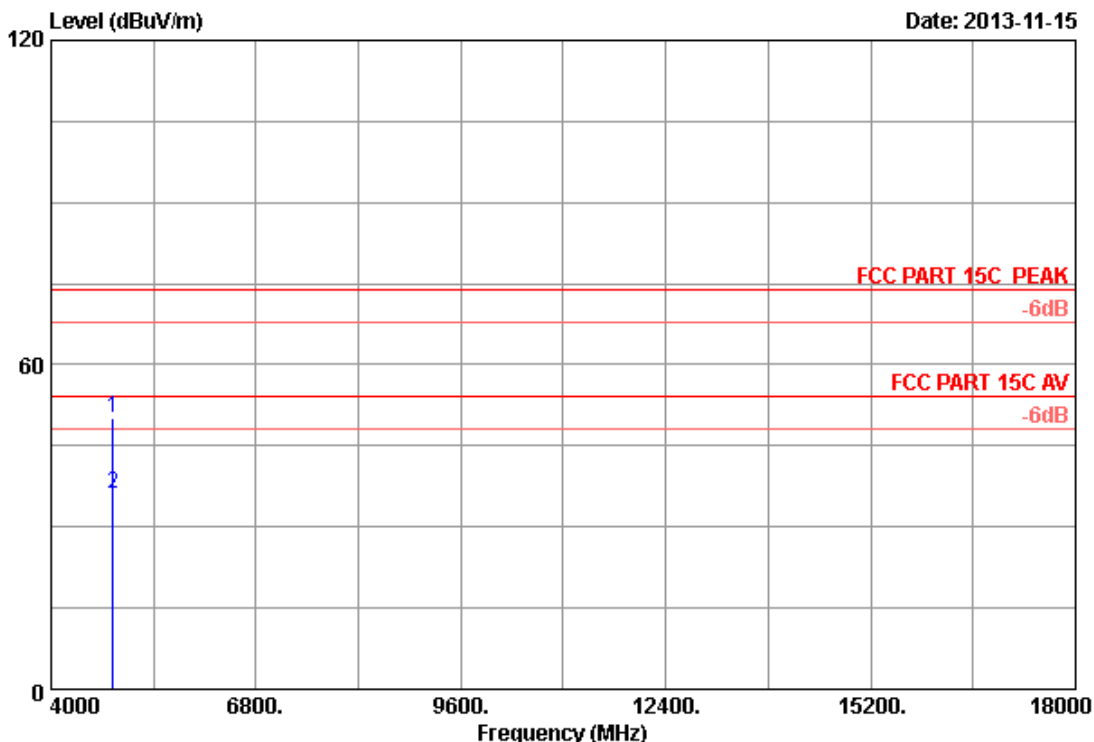
Site no. : 3m Chamber Data no. : 80
 Dis. / Ant. : 3m 2013 3115 (4580) Ant. pol. : HORIZONTAL
 Limit : FCC PART 15C PEAK
 Env. / Ins. : 23°C/54% Engineer : Leo-Li
 EUT : 300Mbps Wireless N ADSL2+ Modem Router
 Power supply : DC 9V From Adapter Input AC 120V/60Hz
 Test mode : IEEE802.11nHT40 CH1 2422MHz Tx
 TD-W8960N

| | Ant. Factor | Cable loss | Amp. Factor | Reading | Emission Level | Limits | Margin | Remark |
|-------------|-------------|------------|-------------|---------|----------------|----------|--------|--------|
| Freq. (MHz) | (dB/m) | (dB) | (dB) | (dBuV) | (dBuV/m) | (dBuV/m) | (dB) | |
| 1 2422.000 | 26.90 | 5.83 | 35.70 | 98.77 | 95.80 | 74.00 | -21.80 | Peak |

Remarks:

1. Emission Level= Antenna Factor + Cable Loss -Amp Factor + Reading.
2. The emission levels that are 20dB below the official limit are not reported.

Data: 86 File: G:\2013 report\T\TP-LINK\ACS13Q1910.EM6 (104) Date: 2013-11-15

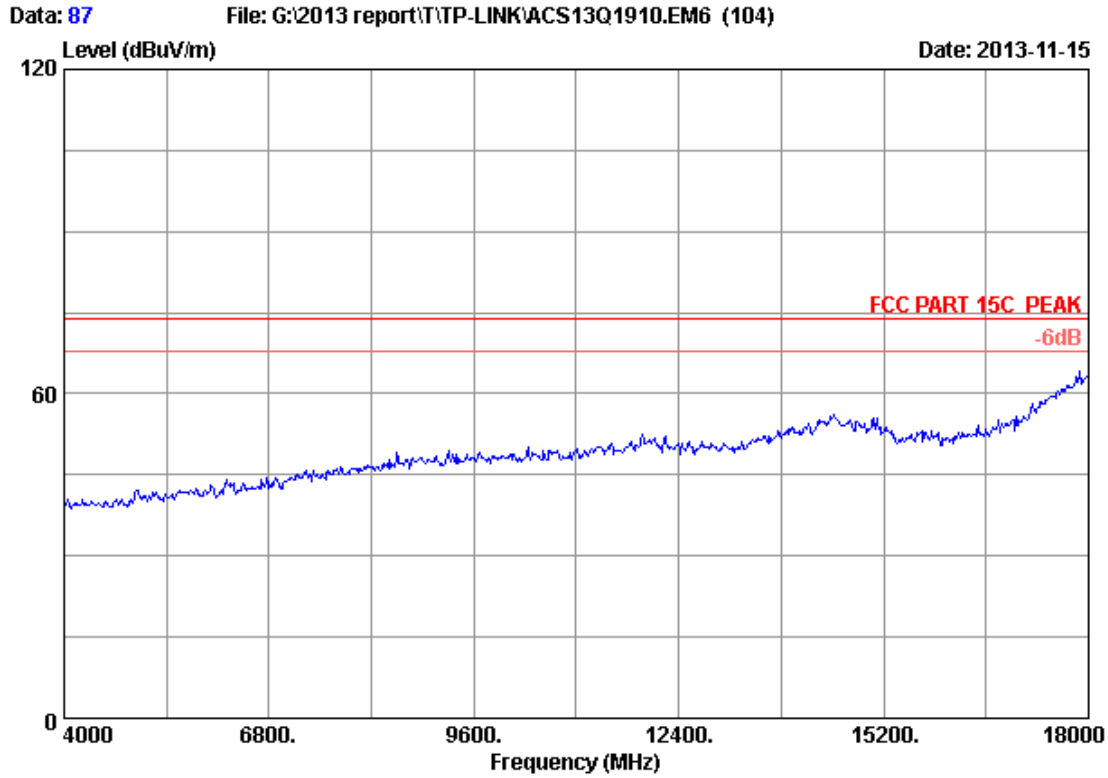


Site no. : 3m Chamber Data no. : 86
 Dis. / Ant. : 3m 2013 3115 (4580) Ant. pol. : VERTICAL
 Limit : FCC PART 15C PEAK
 Env. / Ins. : 23°C/54% Engineer : leo-Li
 EUT : 300Mbps Wireless N ADSL2+ Modem Router
 Power supply : DC 9V From Adapter Input AC 120V/60Hz
 Test mode : IEEE802.11nHT40 CH1 2422MHz Tx
 TD-W8960N

| | Freq. (MHz) | Ant. Factor (dB/m) | Cable loss (dB) | Amp. Factor (dB) | Reading (dBuV) | Emission Level (dBuV/m) | Limits (dBuV/m) | Margin (dB) | Remark |
|---|----------------|--------------------------|-----------------------|------------------------|-------------------|-------------------------------|--------------------|----------------|---------|
| 1 | 4844.000 | 32.56 | 8.60 | 35.70 | 44.83 | 50.29 | 74.00 | 23.71 | Peak |
| 2 | 4844.000 | 32.56 | 8.60 | 35.70 | 30.75 | 36.21 | 54.00 | 17.79 | Average |

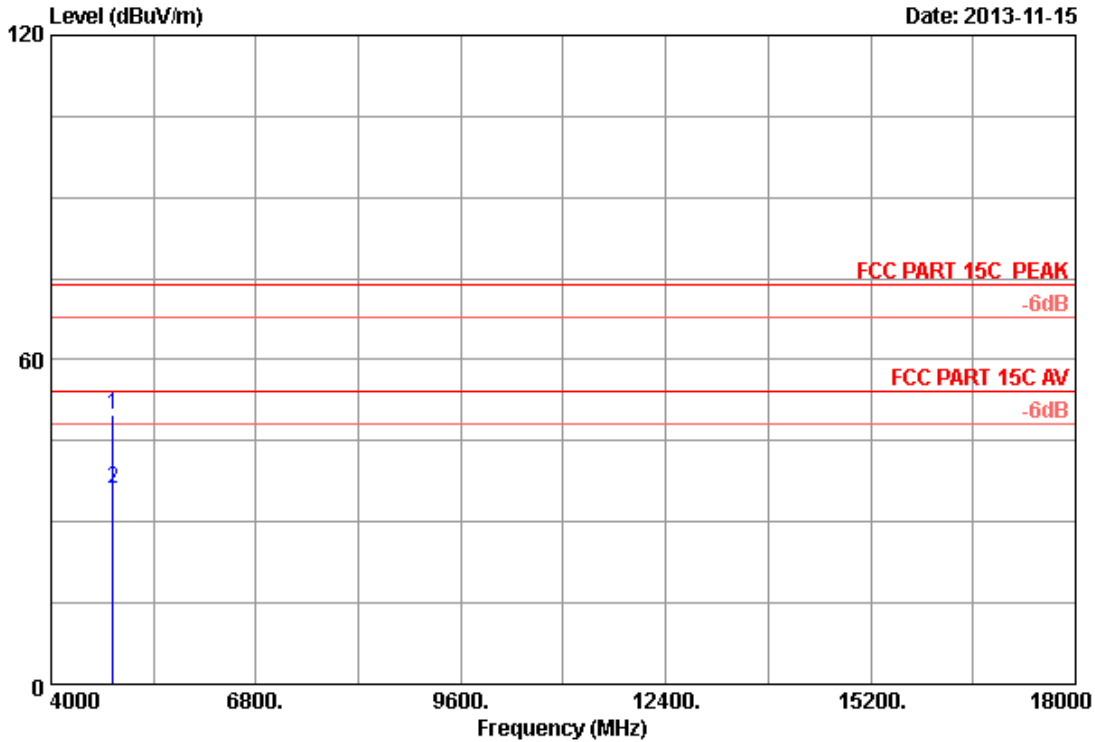
Remarks:

1. Emission Level= Antenna Factor + Cable Loss -Amp Factor + Reading.
2. The emission levels that are 20dB below the official limit are not reported.



Site no. : 3m Chamber Data no. : 87
Dis. / Ant. : 3m 2013 3115 (4580) Ant. pol. : HORIZONTAL
Limit : FCC PART 15C PEAK
Env. / Ins. : 23°C/54% Engineer : leo-Li
EUT : 300Mbps Wireless N ADSL2+ Modem Router
Power supply : DC 9V From Adapter Input AC 120V/60Hz
Test mode : IEEE802.11nHT40 CH1 2422MHz Tx
TD-W8960N

Data: 88 File: G:\2013 report\T\TP-LINK\ACS13Q1910.EM6 (104) Date: 2013-11-15



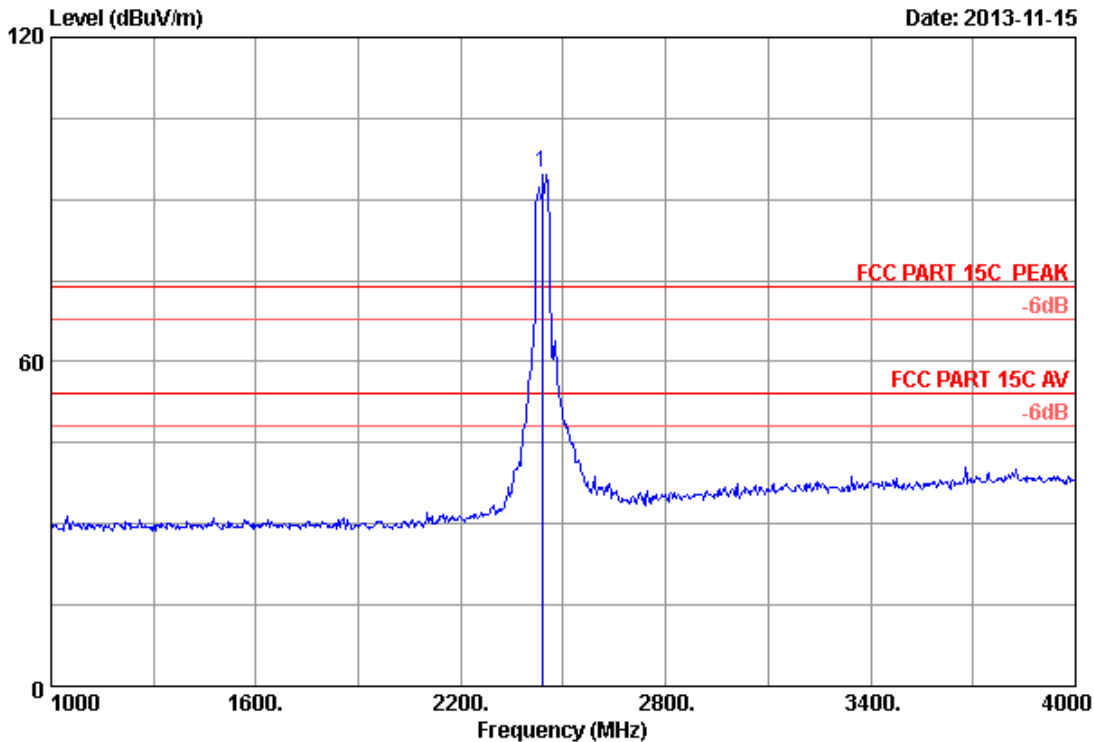
Site no. : 3m Chamber Data no. : 88
 Dis. / Ant. : 3m 2013 3115 (4580) Ant. pol. : HORIZONTAL
 Limit : FCC PART 15C PEAK
 Env. / Ins. : 23°C/54% Engineer : leo-Li
 EUT : 300Mbps Wireless N ADSL2+ Modem Router
 Power supply : DC 9V From Adapter Input AC 120V/60Hz
 Test mode : IEEE802.11nHT40 CH1 2422MHz Tx
 TD-W8960N

| | Freq. (MHz) | Ant. Factor (dB/m) | Cable loss (dB) | Amp. Factor (dB) | Reading (dBuV) | Emission Level (dBuV/m) | Limits (dBuV/m) | Margin (dB) | Remark |
|---|----------------|--------------------------|-----------------------|------------------------|-------------------|-------------------------------|--------------------|----------------|---------|
| 1 | 4844.000 | 32.56 | 8.60 | 35.70 | 44.38 | 49.84 | 74.00 | 24.16 | Peak |
| 2 | 4844.000 | 32.56 | 8.60 | 35.70 | 30.51 | 35.97 | 54.00 | 18.03 | Average |

Remarks:

1. Emission Level= Antenna Factor + Cable Loss -Amp Factor + Reading.
2. The emission levels that are 20dB below the official limit are not reported.

Data: 89 File: G:\2013 report\T\TP-LINK\ACS13Q1910.EM6 (104) Date: 2013-11-15



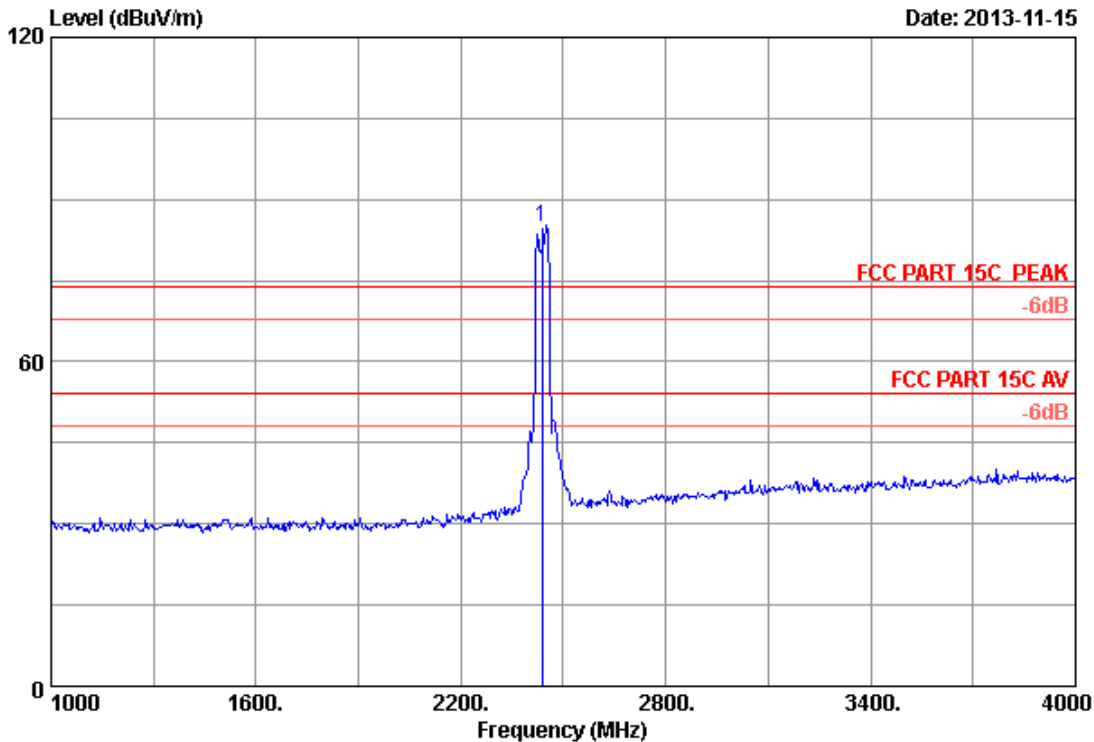
Site no. : 3m Chamber Data no. : 89
 Dis. / Ant. : 3m 2013 3115 (4580) Ant. pol. : HORIZONTAL
 Limit : FCC PART 15C PEAK
 Env. / Ins. : 23°C/54% Engineer : Leo-Li
 EUT : 300Mbps Wireless N ADSL2+ Modem Router
 Power supply : DC 9V From Adapter Input AC 120V/60Hz
 Test mode : IEEE802.11nHT40 CH4 2437MHz Tx
 TD-W8960N

| | Ant. | Cable | Amp. | Emission | | | | | |
|------------|--------|-------|--------|----------|----------|----------|--------|--------|--|
| Freq. | Factor | loss | Factor | Reading | Level | Limits | Margin | Remark | |
| (MHz) | (dB/m) | (dB) | (dB) | (dBuV) | (dBuV/m) | (dBuV/m) | (dB) | | |
| 1 2437.000 | 27.00 | 5.85 | 35.70 | 97.84 | 94.99 | 74.00 | -20.99 | Peak | |

Remarks:

1. Emission Level= Antenna Factor + Cable Loss -Amp Factor + Reading.
2. The emission levels that are 20dB below the official limit are not reported.

Data: 90 File: G:\2013 report\T\TP-LINK\ACS13Q1910.EM6 (104) Date: 2013-11-15

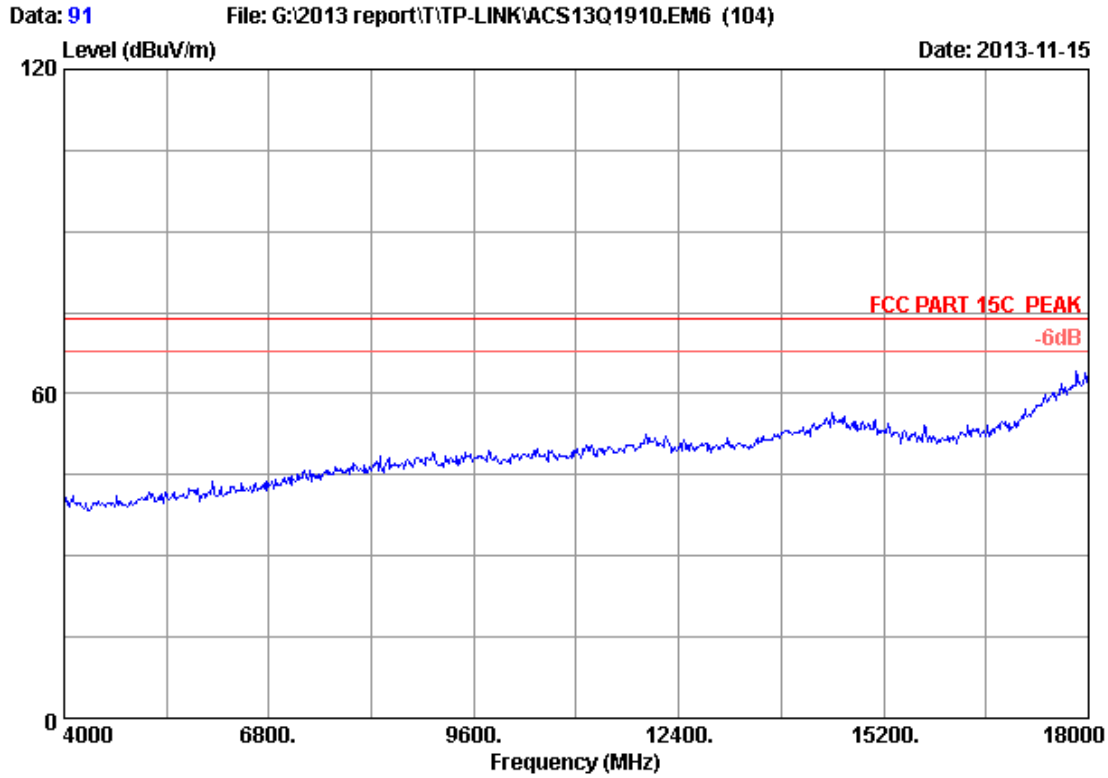


Site no. : 3m Chamber Data no. : 90
 Dis. / Ant. : 3m 2013 3115 (4580) Ant. pol. : VERTICAL
 Limit : FCC PART 15C PEAK
 Env. / Ins. : 23°C/54% Engineer : Leo-Li
 EUT : 300Mbps Wireless N ADSL2+ Modem Router
 Power supply : DC 9V From Adapter Input AC 120V/60Hz
 Test mode : IEEE802.11nHT40 CH4 2437MHz Tx
 TD-W8960N

| | Ant. Factor | Cable loss | Amp. Factor | Reading | Emission Level | Limits | Margin | Remark |
|-------------|-------------|------------|-------------|---------|----------------|----------|--------|--------|
| Freq. (MHz) | (dB/m) | (dB) | (dB) | (dBuV) | (dBuV/m) | (dBuV/m) | (dB) | |
| 1 2437.000 | 27.00 | 5.85 | 35.70 | 87.62 | 84.77 | 74.00 | -10.77 | Peak |

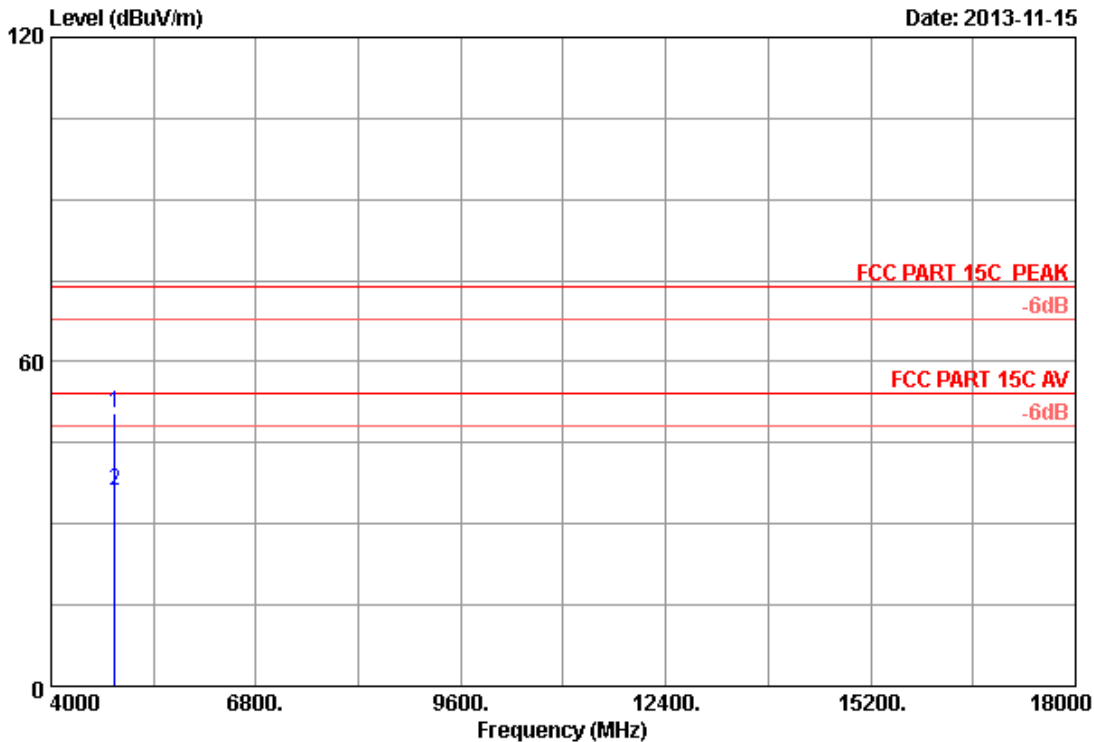
Remarks:

1. Emission Level= Antenna Factor + Cable Loss -Amp Factor + Reading.
2. The emission levels that are 20dB below the official limit are not reported.



Site no. : 3m Chamber Data no. : 91
Dis. / Ant. : 3m 2013 3115 (4580) Ant. pol. : HORIZONTAL
Limit : FCC PART 15C PEAK
Env. / Ins. : 23°C/54% Engineer : leo-Li
EUT : 300Mbps Wireless N ADSL2+ Modem Router
Power supply : DC 9V From Adapter Input AC 120V/60Hz
Test mode : IEEE802.11nHT40 CH4 2437MHz Tx
TD-W8960N

Data: 92 File: G:\2013 report\T\TP-LINK\ACS13Q1910.EM6 (104) Date: 2013-11-15

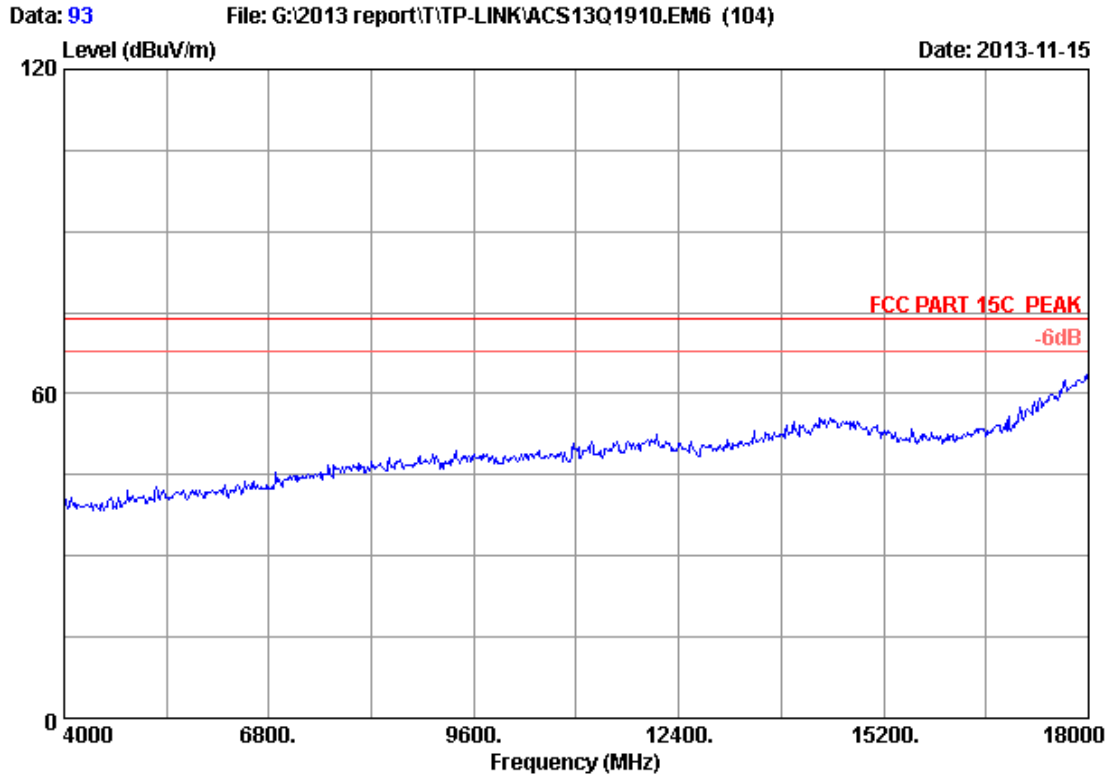


Site no. : 3m Chamber Data no. : 92
 Dis. / Ant. : 3m 2013 3115 (4580) Ant. pol. : HORIZONTAL
 Limit : FCC PART 15C PEAK
 Env. / Ins. : 23°C/54% Engineer : leo-Li
 EUT : 300Mbps Wireless N ADSL2+ Modem Router
 Power supply : DC 9V From Adapter Input AC 120V/60Hz
 Test mode : IEEE802.11nHT40 CH4 2437MHz Tx
 TD-W8960N

| | Freq. (MHz) | Ant. Factor (dB/m) | Cable loss (dB) | Amp. Factor (dB) | Reading (dBuV) | Emission Level (dBuV/m) | Limits (dBuV/m) | Margin (dB) | Remark |
|---|----------------|--------------------------|-----------------------|------------------------|-------------------|-------------------------------|--------------------|----------------|---------|
| 1 | 4874.000 | 32.62 | 8.63 | 35.70 | 44.79 | 50.34 | 74.00 | 23.66 | Peak |
| 2 | 4874.000 | 32.62 | 8.63 | 35.70 | 30.60 | 36.15 | 54.00 | 17.85 | Average |

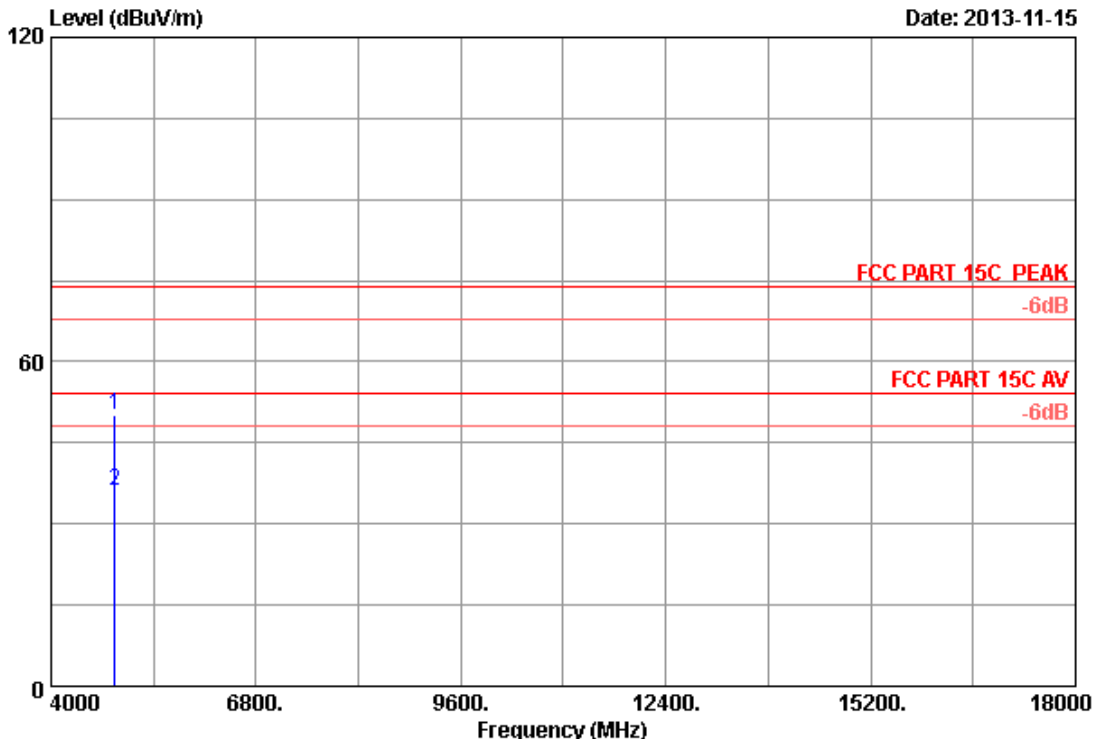
Remarks:

1. Emission Level= Antenna Factor + Cable Loss -Amp Factor + Reading.
2. The emission levels that are 20dB below the official limit are not reported.



| | | | |
|--------------|--|-----------|------------|
| Site no. | : 3m Chamber | Data no. | : 93 |
| Dis. / Ant. | : 3m 2013 3115 (4580) | Ant. pol. | : VERTICAL |
| Limit | : FCC PART 15C PEAK | | |
| Env. / Ins. | : 23°C/54% | Engineer | : leo-Li |
| EUT | : 300Mbps Wireless N ADSL2+ Modem Router | | |
| Power supply | : DC 9V From Adapter Input AC 120V/60Hz | | |
| Test mode | : IEEE802.11nHT40 CH4 2437MHz Tx | | |
| | TD-W8960N | | |

Data: 94 File: G:\2013 report\T\TP-LINK\ACS13Q1910.EM6 (104) Date: 2013-11-15

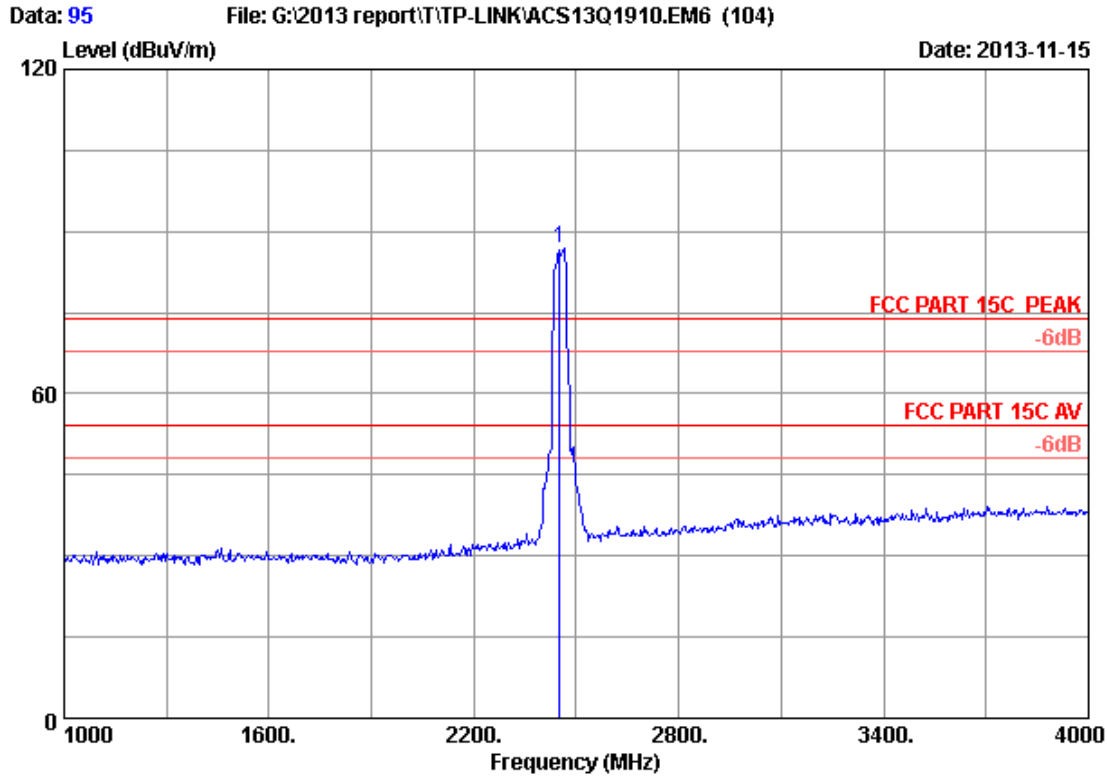


Site no. : 3m Chamber Data no. : 94
 Dis. / Ant. : 3m 2013 3115 (4580) Ant. pol. : VERTICAL
 Limit : FCC PART 15C PEAK
 Env. / Ins. : 23°C/54% Engineer : leo-Li
 EUT : 300Mbps Wireless N ADSL2+ Modem Router
 Power supply : DC 9V From Adapter Input AC 120V/60Hz
 Test mode : IEEE802.11nHT40 CH4 2437MHz Tx
 TD-W8960N

| | Freq. (MHz) | Ant. Factor (dB/m) | Cable loss (dB) | Amp. Factor (dB) | Reading (dBuV) | Emission Level (dBuV/m) | Limits (dBuV/m) | Margin (dB) | Remark |
|---|----------------|--------------------------|-----------------------|------------------------|-------------------|-------------------------------|--------------------|----------------|---------|
| 1 | 4874.000 | 32.62 | 8.63 | 35.70 | 44.70 | 50.25 | 74.00 | 23.75 | Peak |
| 2 | 4874.000 | 32.62 | 8.63 | 35.70 | 30.52 | 36.07 | 54.00 | 17.93 | Average |

Remarks:

- Emission Level= Antenna Factor + Cable Loss -Amp Factor + Reading.
- The emission levels that are 20dB below the official limit are not reported.



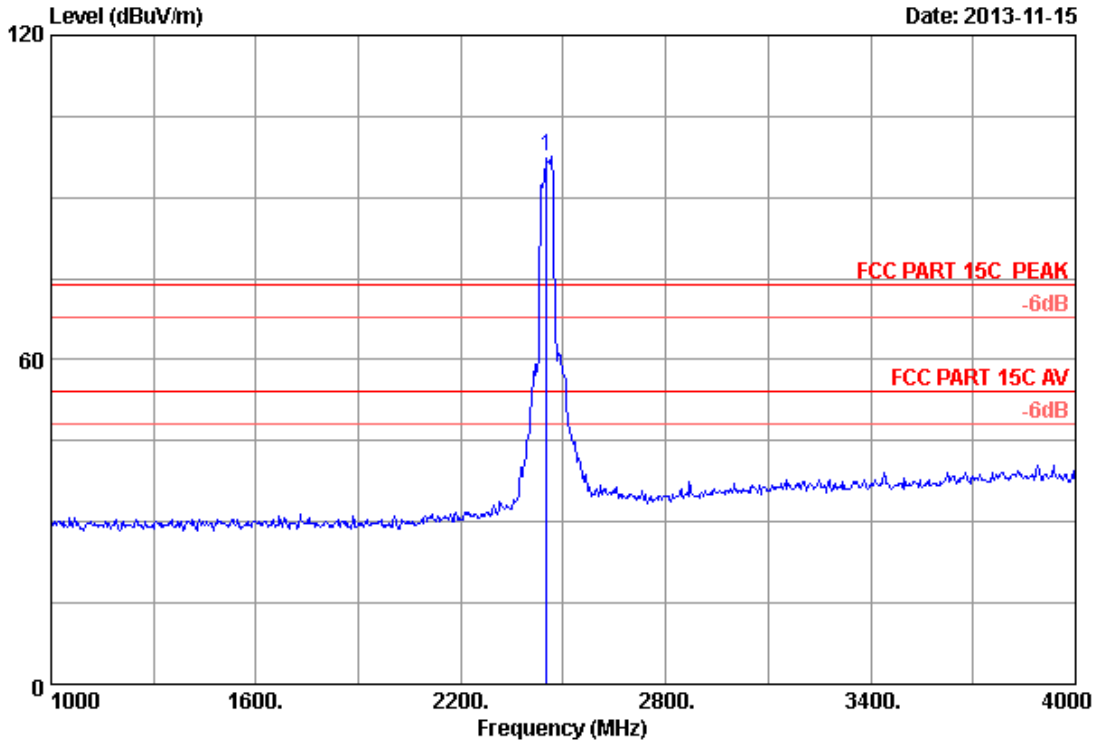
Site no. : 3m Chamber Data no. : 95
 Dis. / Ant. : 3m 2013 3115 (4580) Ant. pol. : VERTICAL
 Limit : FCC PART 15C PEAK
 Env. / Ins. : 23°C/54% Engineer : Leo-Li
 EUT : 300Mbps Wireless N ADSL2+ Modem Router
 Power supply : DC 9V From Adapter Input AC 120V/60Hz
 Test mode : IEEE802.11nHT40 CH7 2452MHz Tx
 TD-W8960N

| | Ant. Factor | Cable loss | Amp. Factor | Reading | Emission Level | Limits | Margin | Remark |
|-------------|-------------|------------|-------------|---------|----------------|----------|--------|--------|
| Freq. (MHz) | (dB/m) | (dB) | (dB) | (dBuV) | (dBuV/m) | (dBuV/m) | (dB) | |
| 1 2452.000 | 27.09 | 5.87 | 35.70 | 89.66 | 86.92 | 74.00 | -12.92 | Peak |

Remarks:

1. Emission Level= Antenna Factor + Cable Loss -Amp Factor + Reading.
2. The emission levels that are 20dB below the official limit are not reported.

Data: 96 File: G:\2013 report\T\TP-LINK\ACS13Q1910.EM6 (104) Date: 2013-11-15

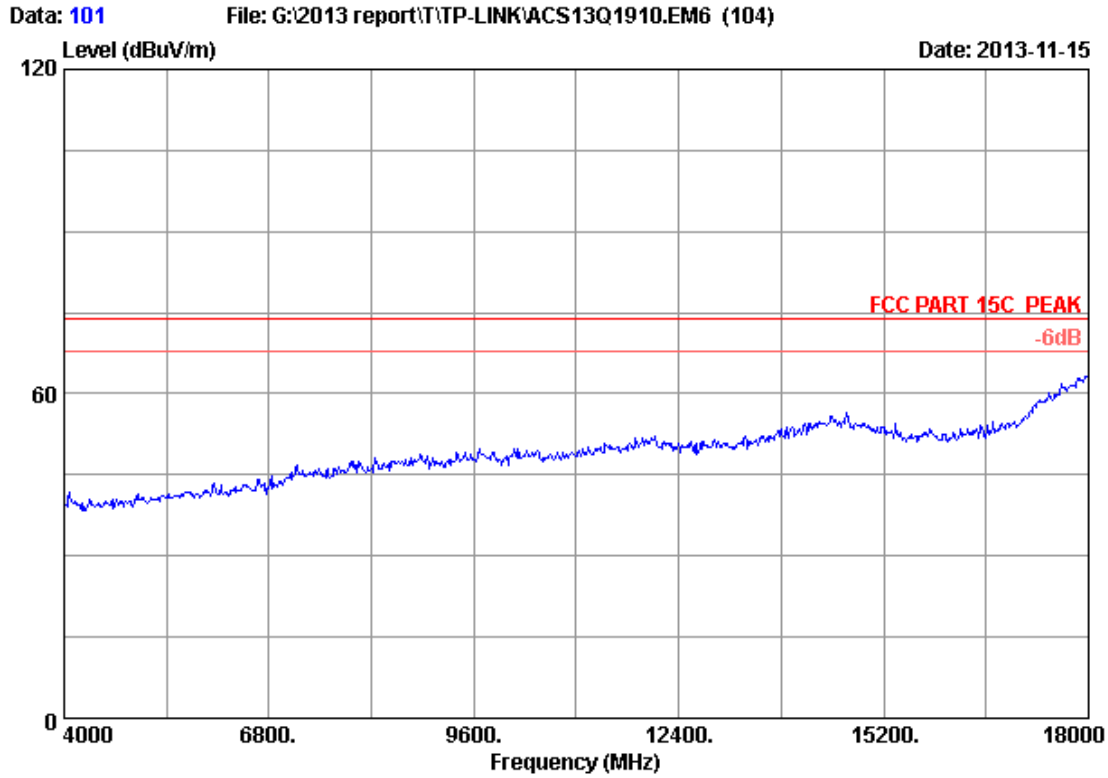


Site no. : 3m Chamber Data no. : 96
 Dis. / Ant. : 3m 2013 3115 (4580) Ant. pol. : HORIZONTAL
 Limit : FCC PART 15C PEAK
 Env. / Ins. : 23°C/54% Engineer : Leo-Li
 EUT : 300Mbps Wireless N ADSL2+ Modem Router
 Power supply : DC 9V From Adapter Input AC 120V/60Hz
 Test mode : IEEE802.11nHT40 CH7 2452MHz Tx
 TD-W8960N

| | Ant. Factor | Cable loss | Amp. Factor | Reading | Emission Level | Limits | Margin | Remark |
|-------------|-------------|------------|-------------|---------|----------------|----------|--------|--------|
| Freq. (MHz) | (dB/m) | (dB) | (dB) | (dBuV) | (dBuV/m) | (dBuV/m) | (dB) | |
| 1 2452.000 | 27.09 | 5.87 | 35.70 | 100.33 | 97.59 | 74.00 | -23.59 | Peak |

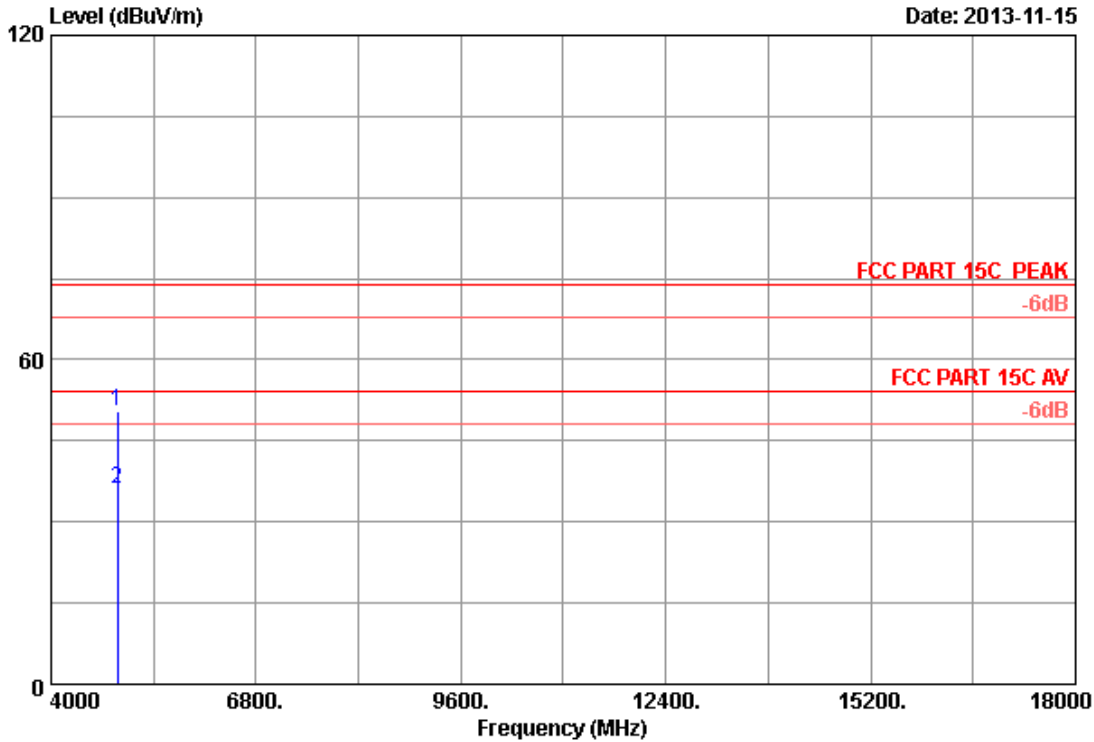
Remarks:

1. Emission Level= Antenna Factor + Cable Loss -Amp Factor + Reading.
2. The emission levels that are 20dB below the official limit are not reported.



Site no. : 3m Chamber Data no. : 101
Dis. / Ant. : 3m 2013 3115 (4580) Ant. pol. : VERTICAL
Limit : FCC PART 15C PEAK
Env. / Ins. : 23°C/54% Engineer : leo-Li
EUT : 300Mbps Wireless N ADSL2+ Modem Router
Power supply : DC 9V From Adapter Input AC 120V/60Hz
Test mode : IEEE802.11nHT40 CH7 2452MHz Tx
TD-W8960N

Data: 102 File: G:\2013 report\T\TP-LINK\ACS13Q1910.EM6 (104) Date: 2013-11-15

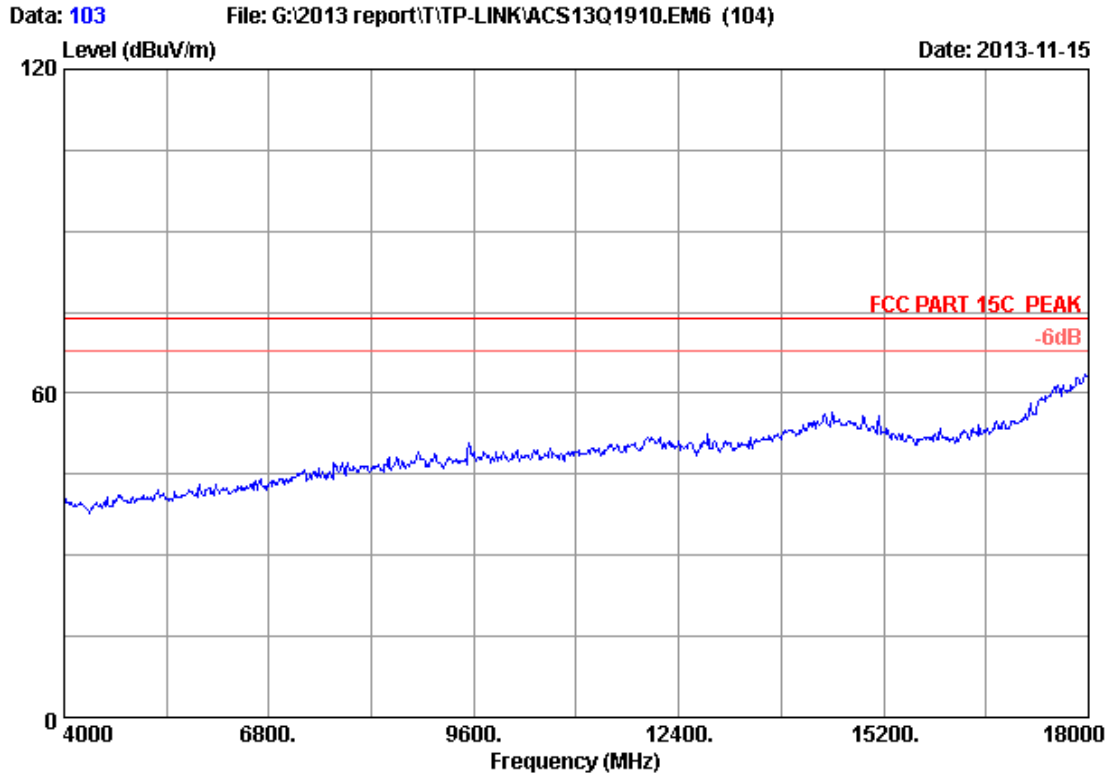


Site no. : 3m Chamber Data no. : 102
 Dis. / Ant. : 3m 2013 3115 (4580) Ant. pol. : VERTICAL
 Limit : FCC PART 15C PEAK
 Env. / Ins. : 23°C/54% Engineer : leo-Li
 EUT : 300Mbps Wireless N ADSL2+ Modem Router
 Power supply : DC 9V From Adapter Input AC 120V/60Hz
 Test mode : IEEE802.11nHT40 CH7 2452MHz Tx
 TD-W8960N

| | Freq. (MHz) | Ant. Factor (dB/m) | Cable loss (dB) | Amp. Factor (dB) | Reading (dBuV) | Emission Level (dBuV/m) | Limits (dBuV/m) | Margin (dB) | Remark |
|---|----------------|--------------------------|-----------------------|------------------------|-------------------|-------------------------------|--------------------|----------------|---------|
| 1 | 4904.000 | 32.69 | 8.66 | 35.70 | 44.73 | 50.38 | 74.00 | 23.62 | Peak |
| 2 | 4904.000 | 32.69 | 8.66 | 35.70 | 30.37 | 36.02 | 54.00 | 17.98 | Average |

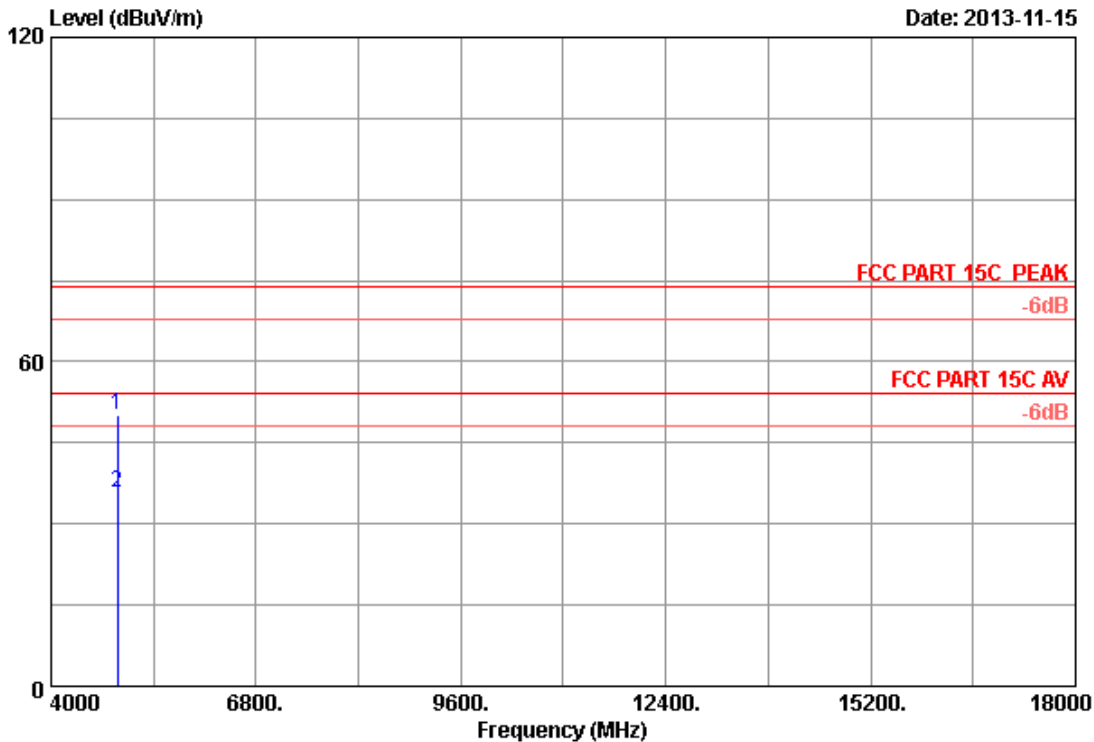
Remarks:

1. Emission Level= Antenna Factor + Cable Loss -Amp Factor + Reading.
2. The emission levels that are 20dB below the official limit are not reported.



Site no. : 3m Chamber Data no. : 103
Dis. / Ant. : 3m 2013 3115 (4580) Ant. pol. : HORIZONTAL
Limit : FCC PART 15C PEAK
Env. / Ins. : 23°C/54% Engineer : leo-Li
EUT : 300Mbps Wireless N ADSL2+ Modem Router
Power supply : DC 9V From Adapter Input AC 120V/60Hz
Test mode : IEEE802.11nHT40 CH7 2452MHz Tx
TD-W8960N

Data: 104 File: G:\2013 report\T\TP-LINK\ACS13Q1910.EM6 (104) Date: 2013-11-15



Site no. : 3m Chamber Data no. : 104
 Dis. / Ant. : 3m 2013 3115 (4580) Ant. pol. : HORIZONTAL
 Limit : FCC PART 15C PEAK
 Env. / Ins. : 23°C/54% Engineer : leo-Li
 EUT : 300Mbps Wireless N ADSL2+ Modem Router
 Power supply : DC 9V From Adapter Input AC 120V/60Hz
 Test mode : IEEE802.11nHT40 CH7 2452MHz Tx
 TD-W8960N

| | Freq. (MHz) | Ant. Factor (dB/m) | Cable loss (dB) | Amp. Factor (dB) | Reading (dBuV) | Emission Level (dBuV/m) | Limits (dBuV/m) | Margin (dB) | Remark |
|---|----------------|--------------------------|-----------------------|------------------------|-------------------|-------------------------------|--------------------|----------------|---------|
| 1 | 4904.000 | 32.69 | 8.66 | 35.70 | 44.36 | 50.01 | 74.00 | 23.99 | Peak |
| 2 | 4904.000 | 32.69 | 8.66 | 35.70 | 30.19 | 35.84 | 54.00 | 18.16 | Average |

Remarks:

- Emission Level= Antenna Factor + Cable Loss -Amp Factor + Reading.
- The emission levels that are 20dB below the official limit are not reported.

5. CONDUCTED SPURIOUS EMISSIONS

5.1. Test Equipment

| Item | Equipment | Manufacturer | Model No. | Serial No. | Last Cal. | Cal. Interval |
|------|-------------------|--------------|-------------|------------|------------|---------------|
| 1. | Spectrum Analyzer | Agilent | N9030A | MY51380221 | Oct.31, 12 | 1Year |
| 2. | Attenuator | Agilent | 8491B | MY39262165 | May.08,13 | 1 Year |
| 3. | RF Cable | Hubersuhner | SUCOFLEX102 | 28618/2 | May.08,13 | 1Year |

5.2. Limit

In any 100kHz bandwidth outside the frequency bands in which the spread spectrum intentional radiator is operating, the radio frequency power that is produced by the intentional radiator shall be at least 20dB below that in the 100kHz bandwidth within the band that contains the highest level of the desired power.

5.3. Test Procedure

The transmitter output was connected to a spectrum analyzer, The resolution bandwidth is set to 100 kHz, The video bandwidth is set to 300 kHz and measure all the emissions detected.

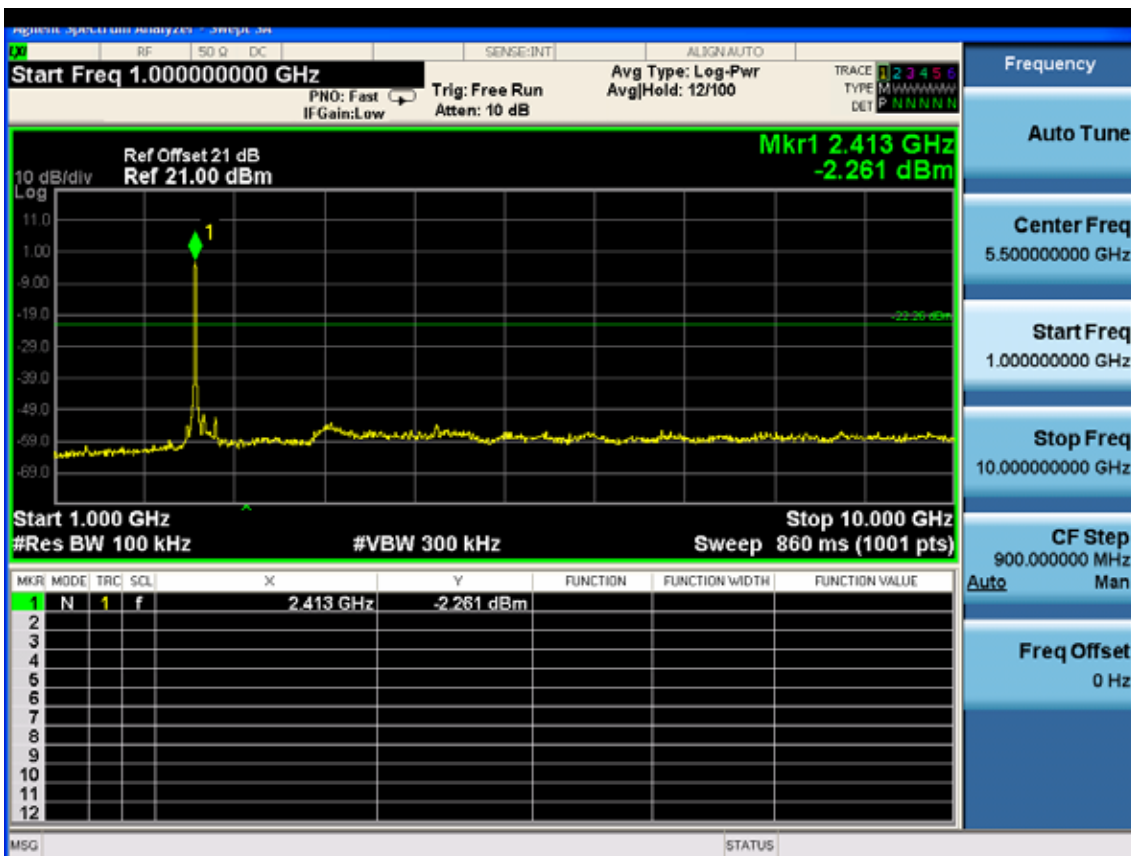
5.4. Test result

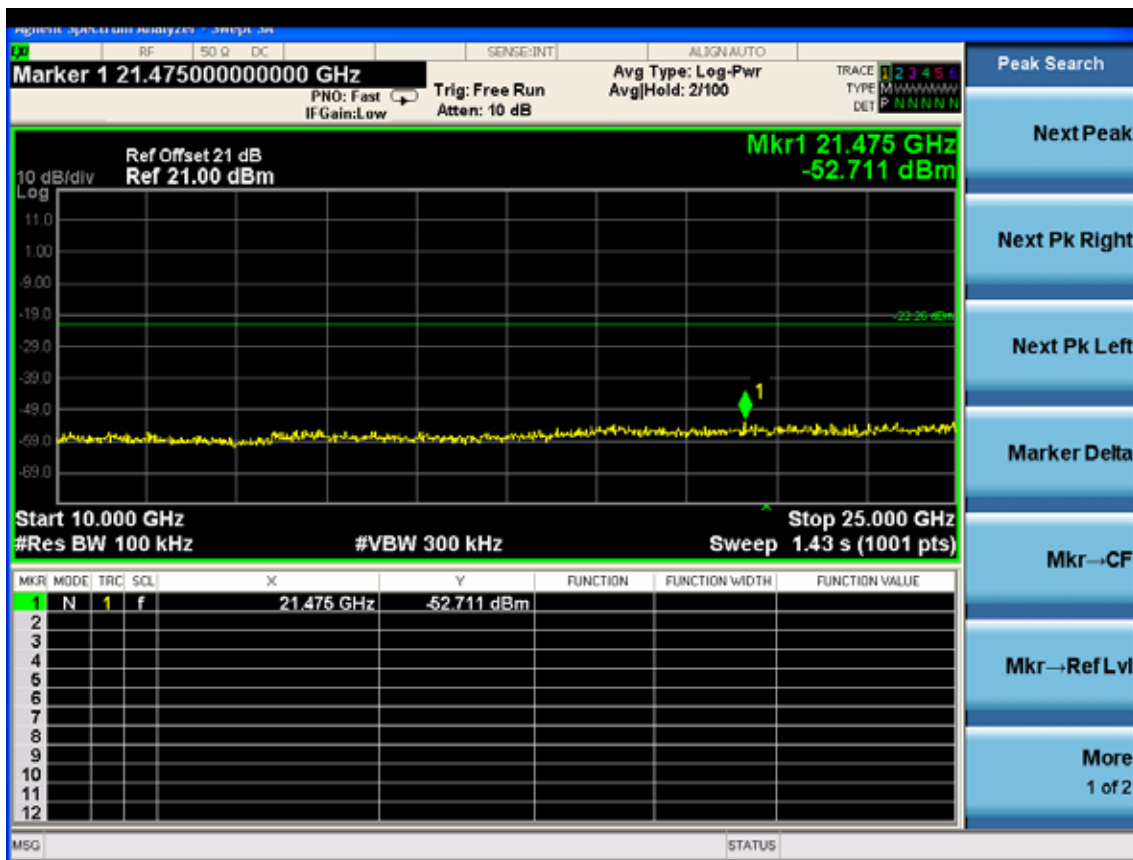
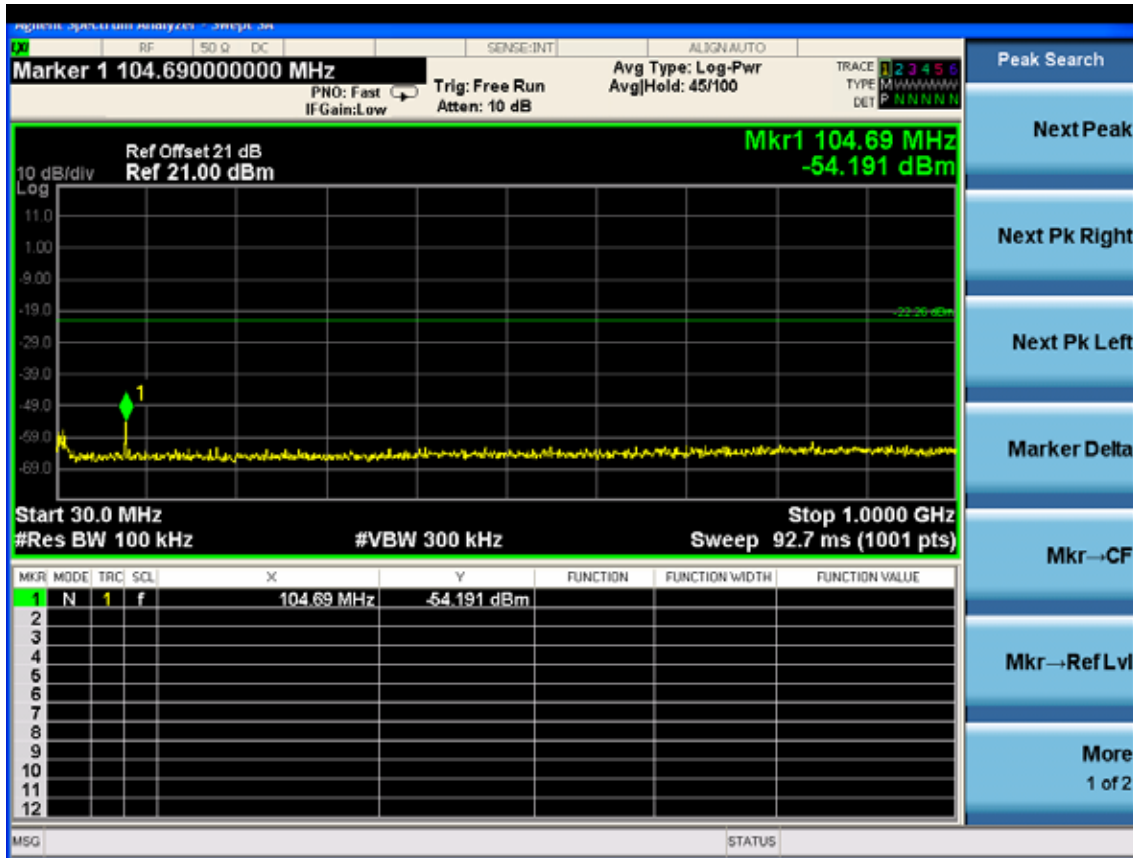
PASS (The testing data was attached in the next pages.)

ANT 0

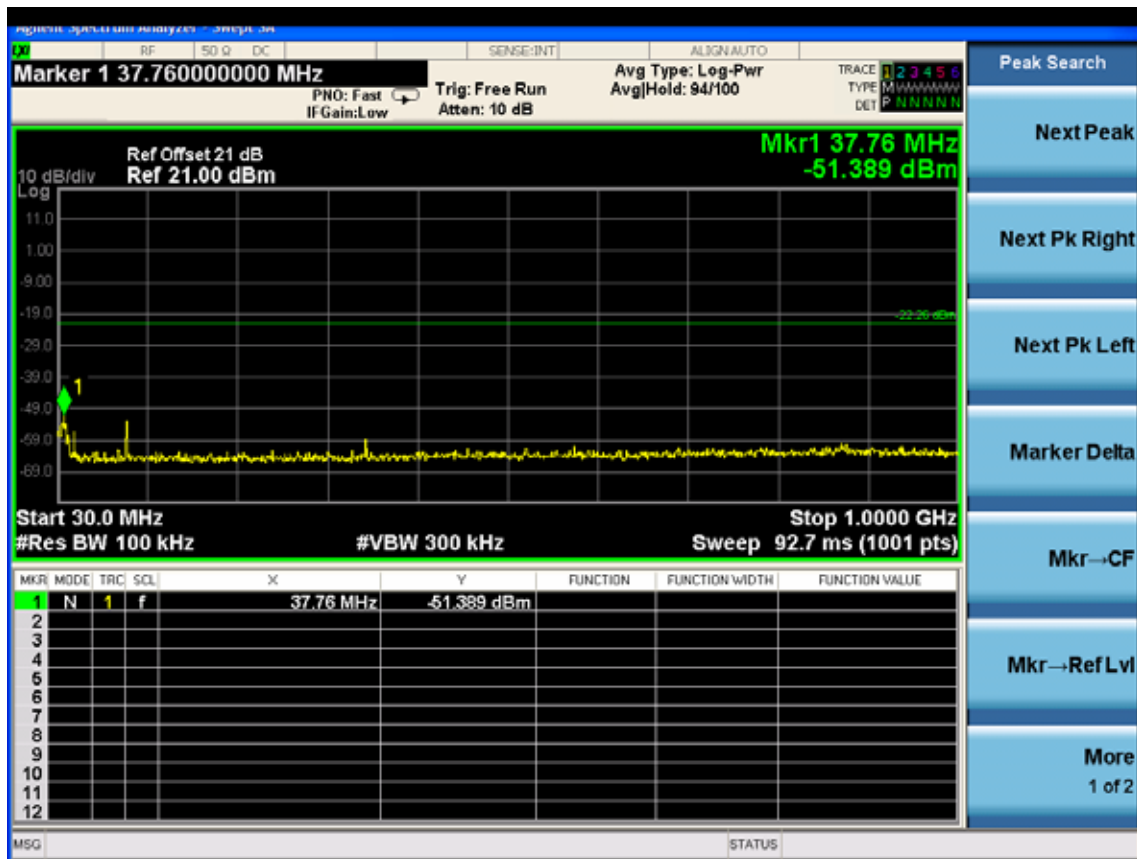
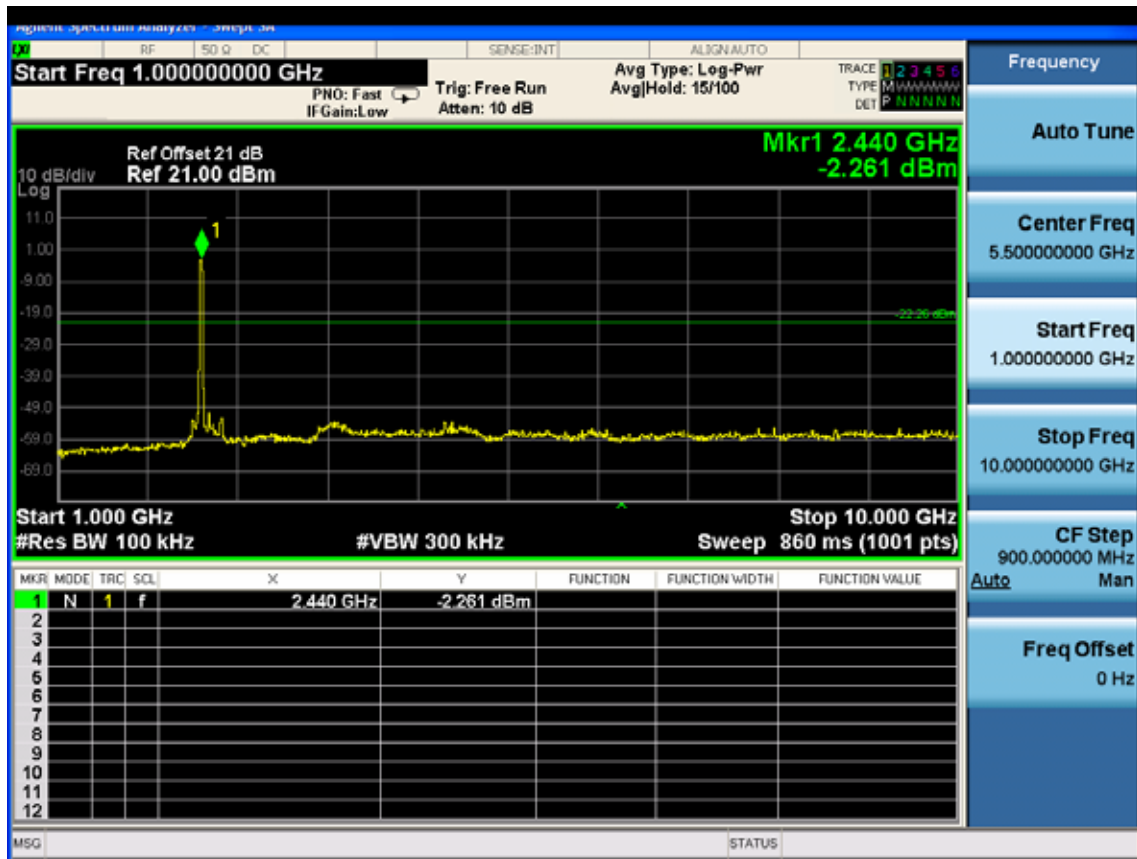
Test Mode: IEEE 802.11g TX

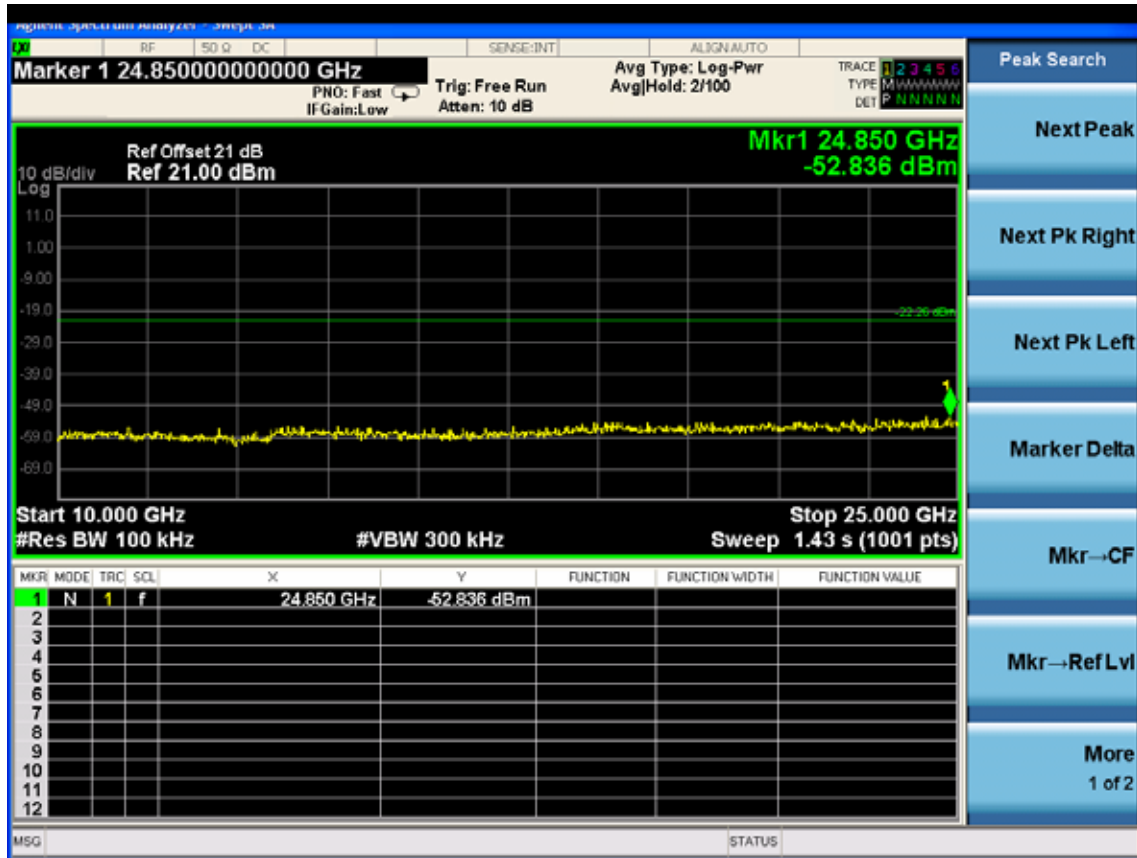
Test CH1: 2412MHz





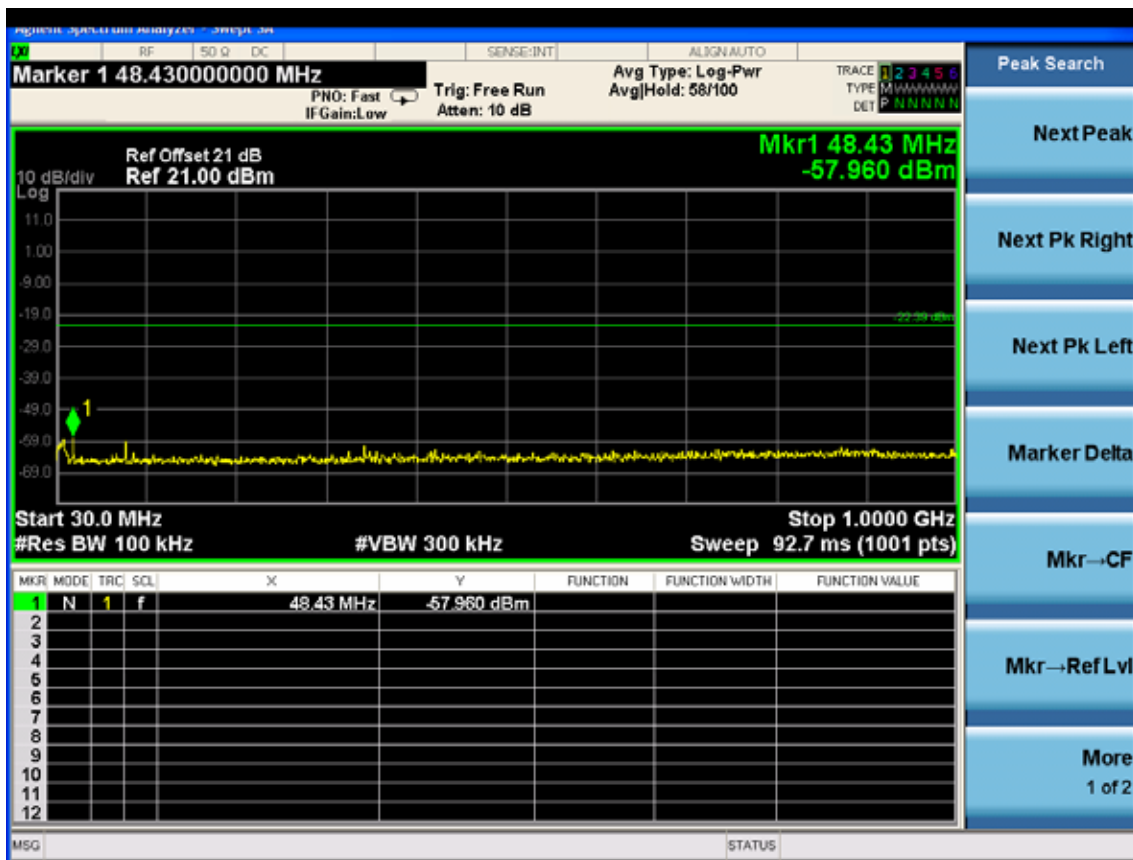
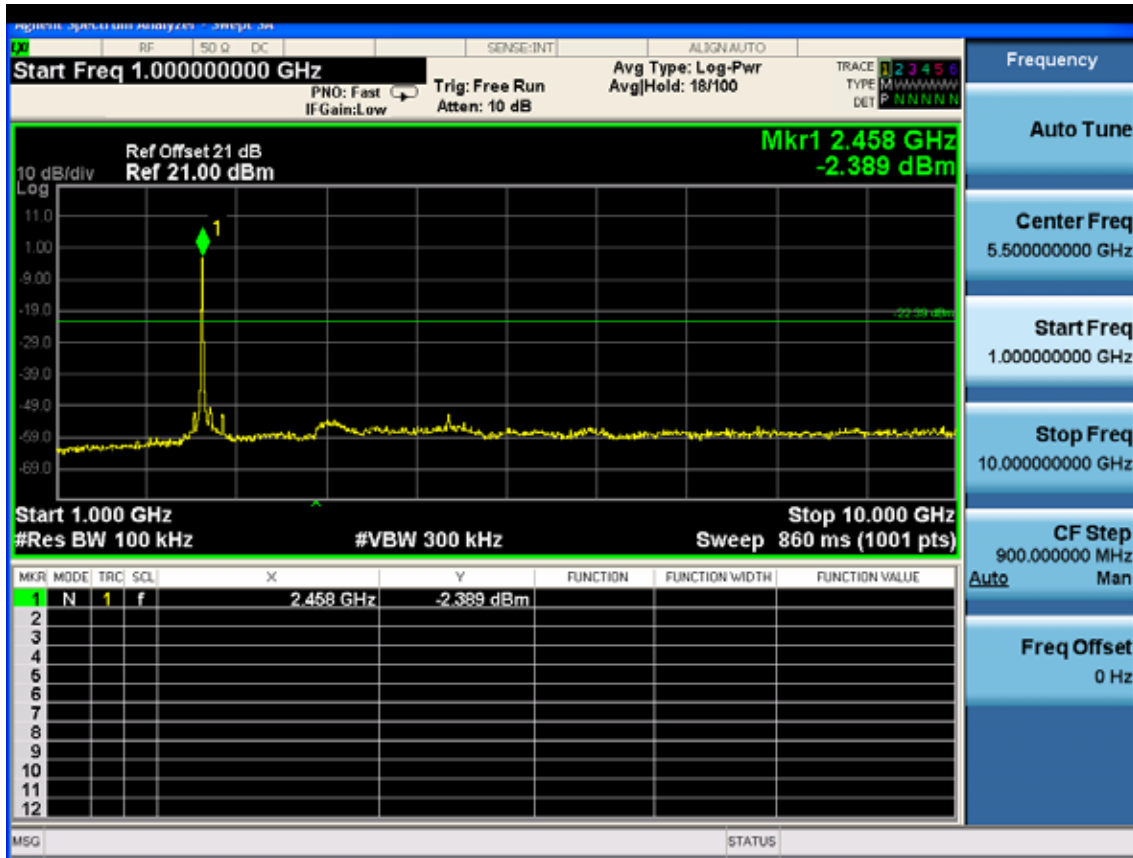
Test CH6: 2437MHz

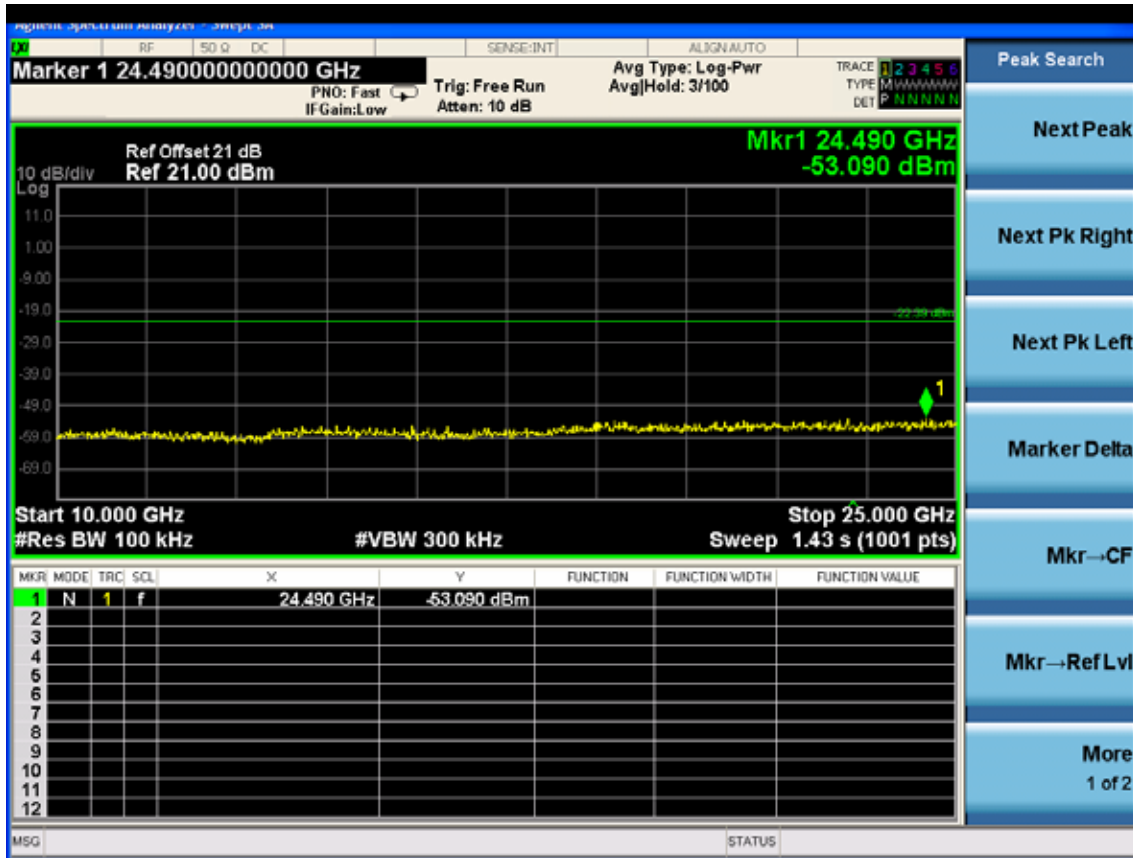




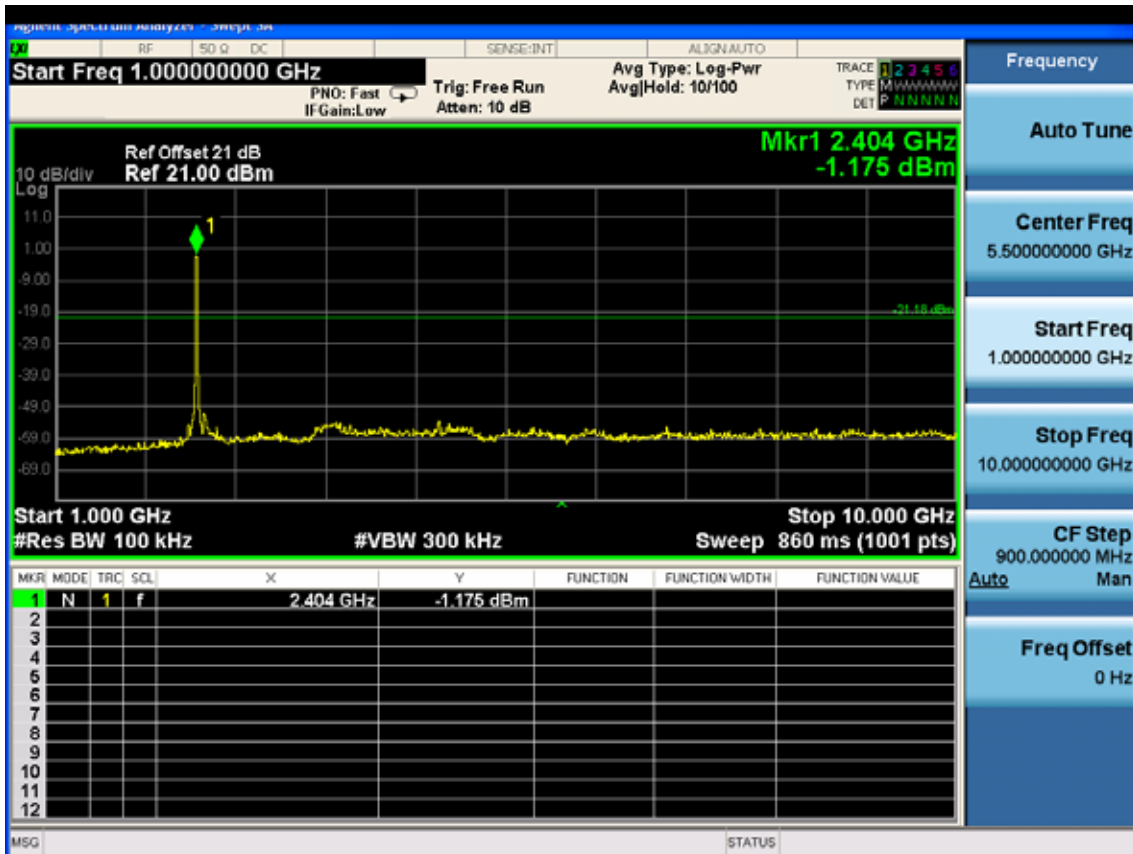
Test CH1: 2462MHz

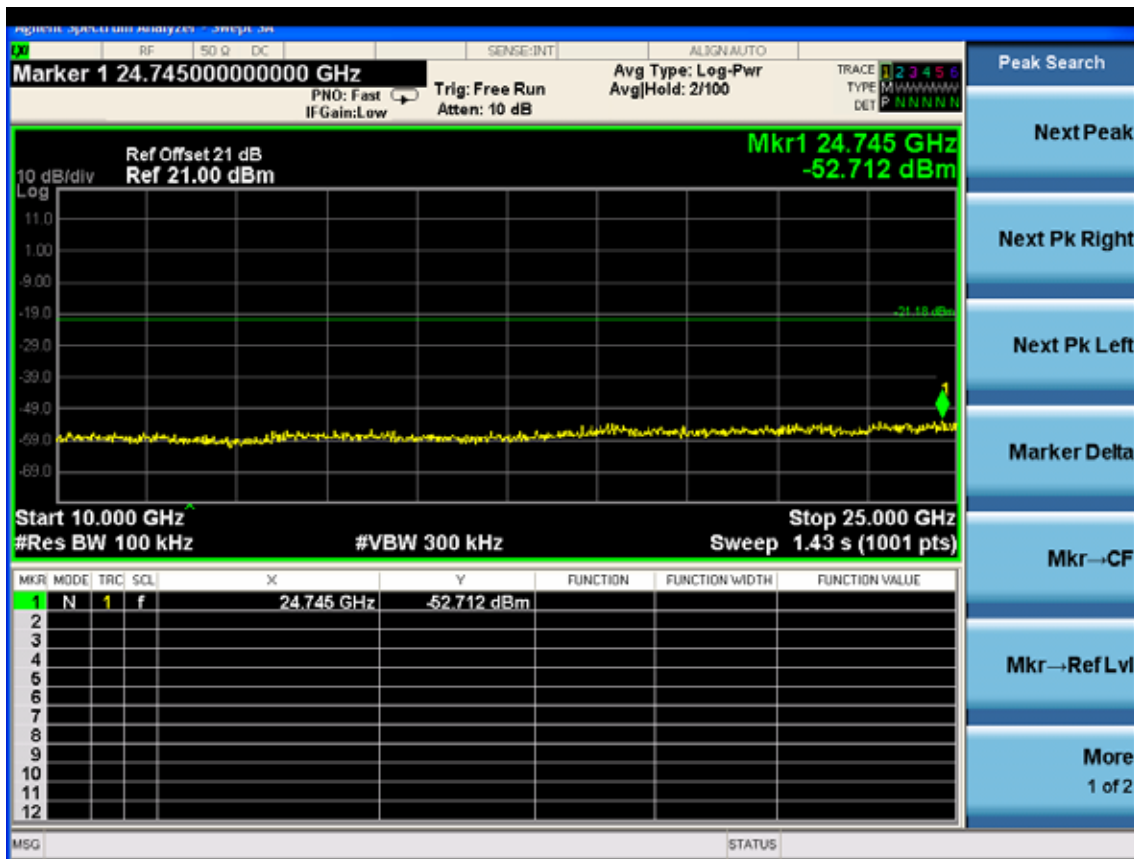
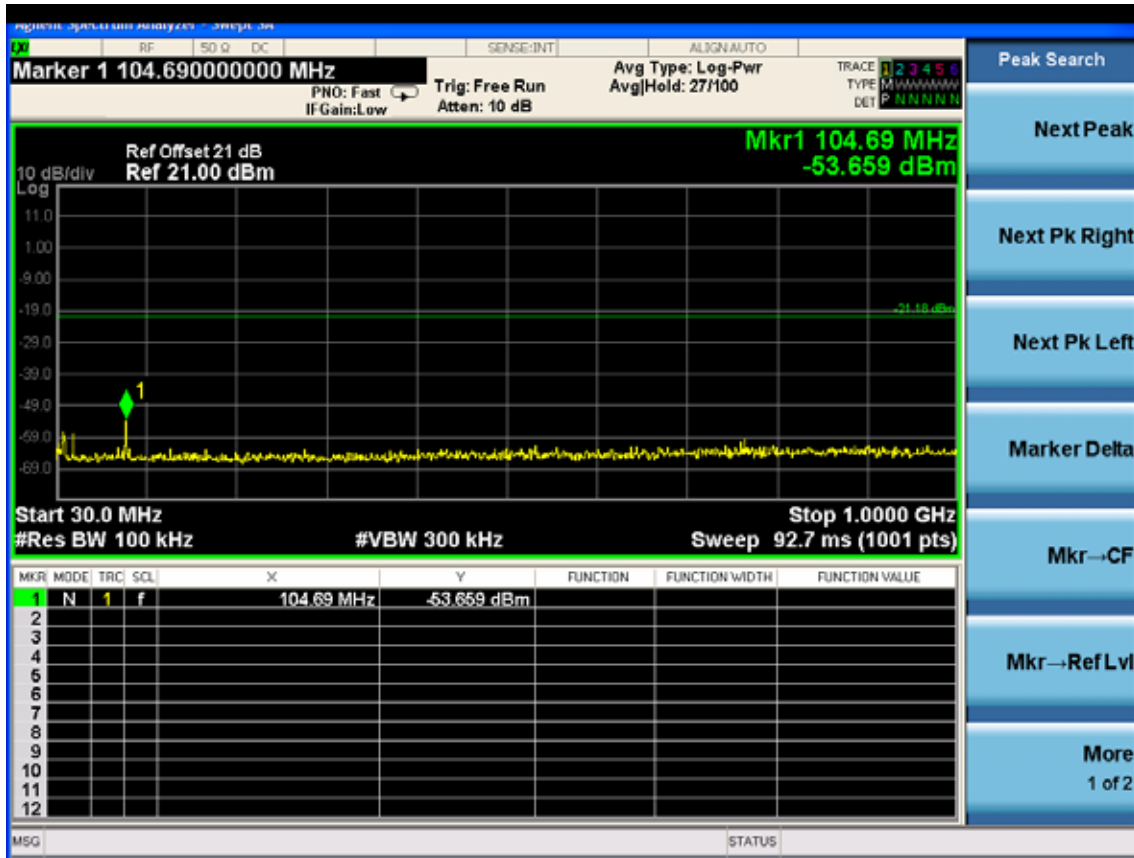


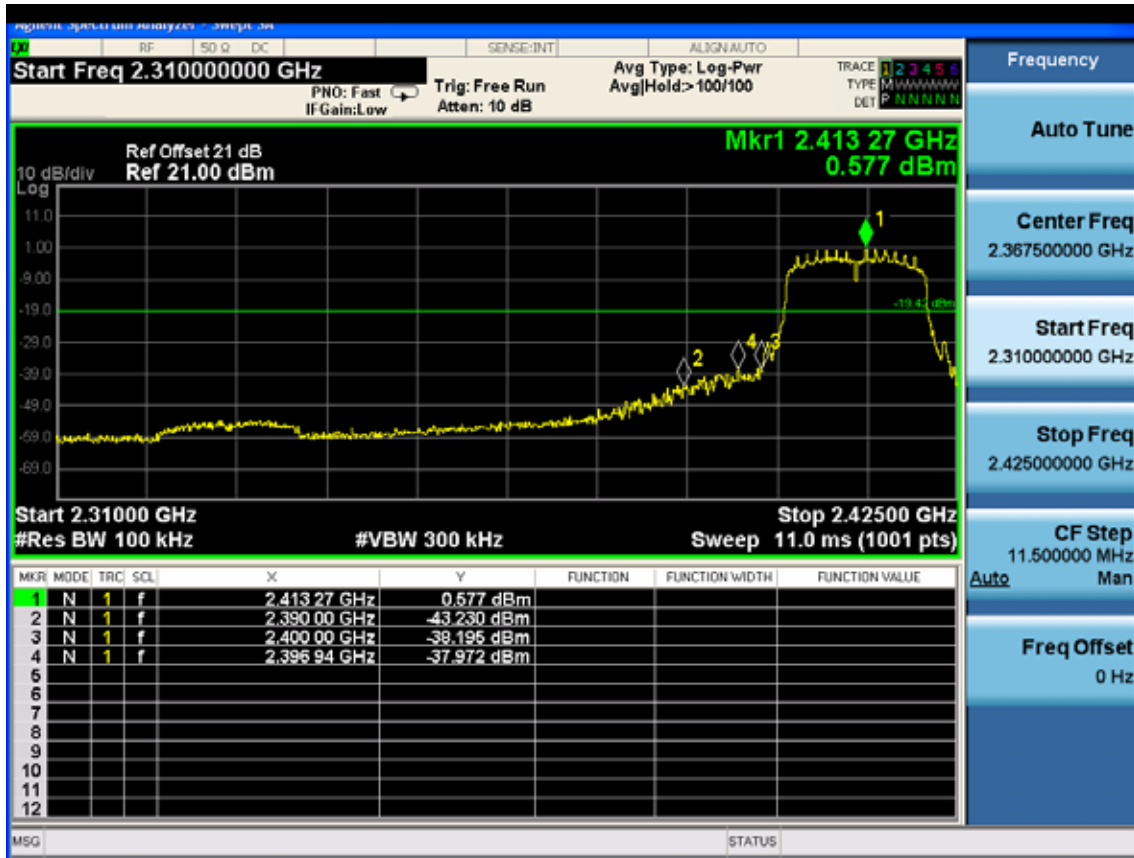




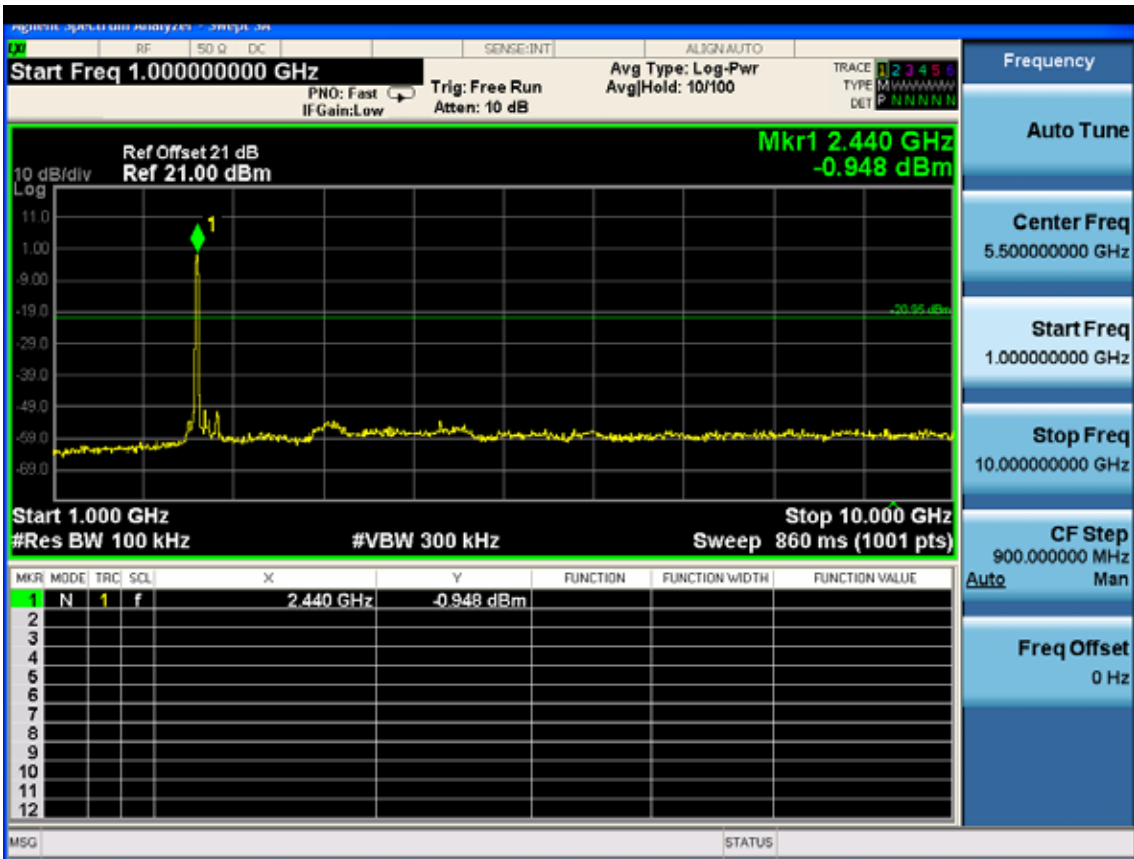
Test Mode: IEEE 802.11n HT20 TX
Test CH1: 2412MHz

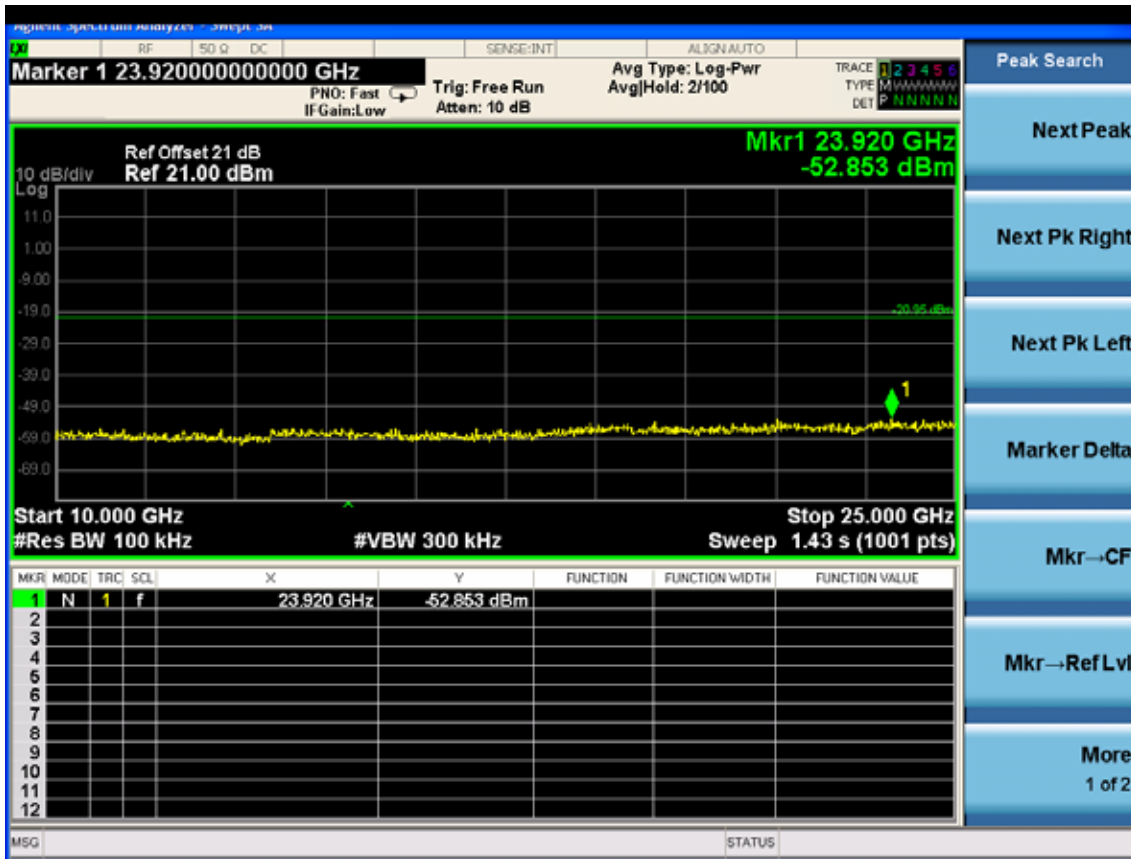
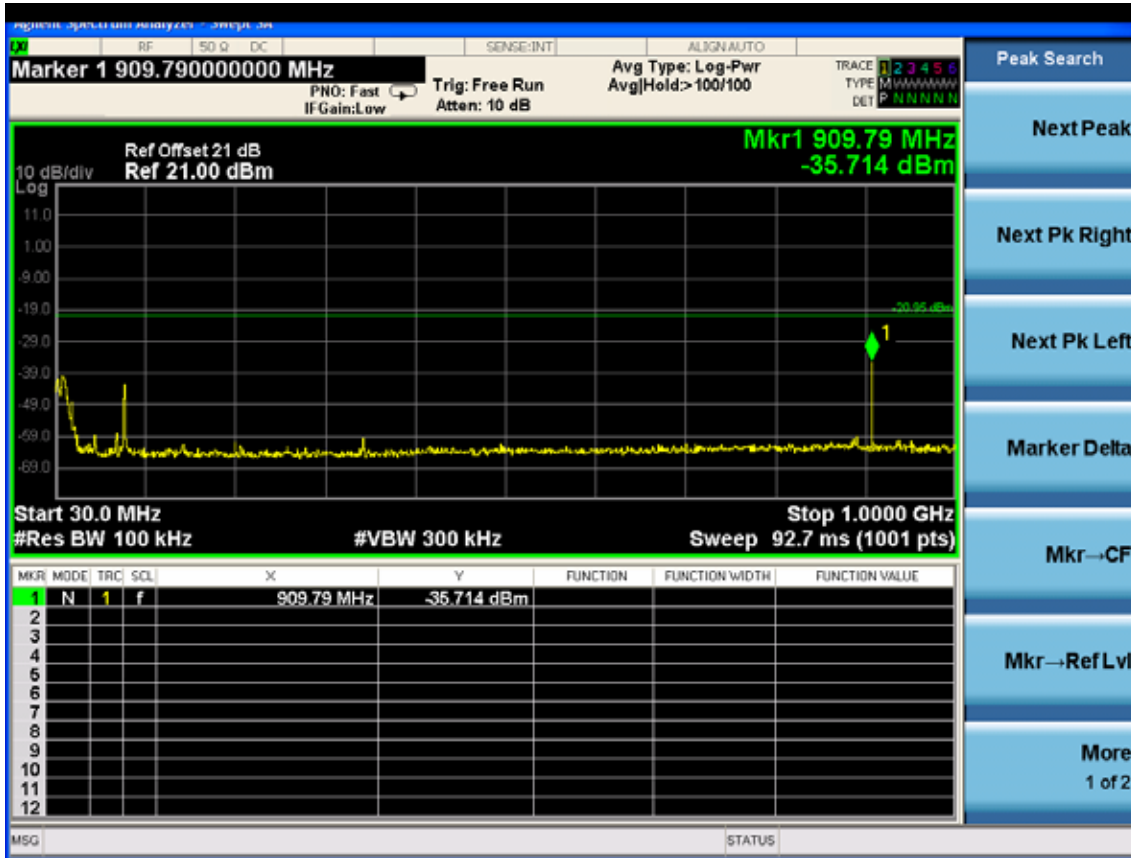




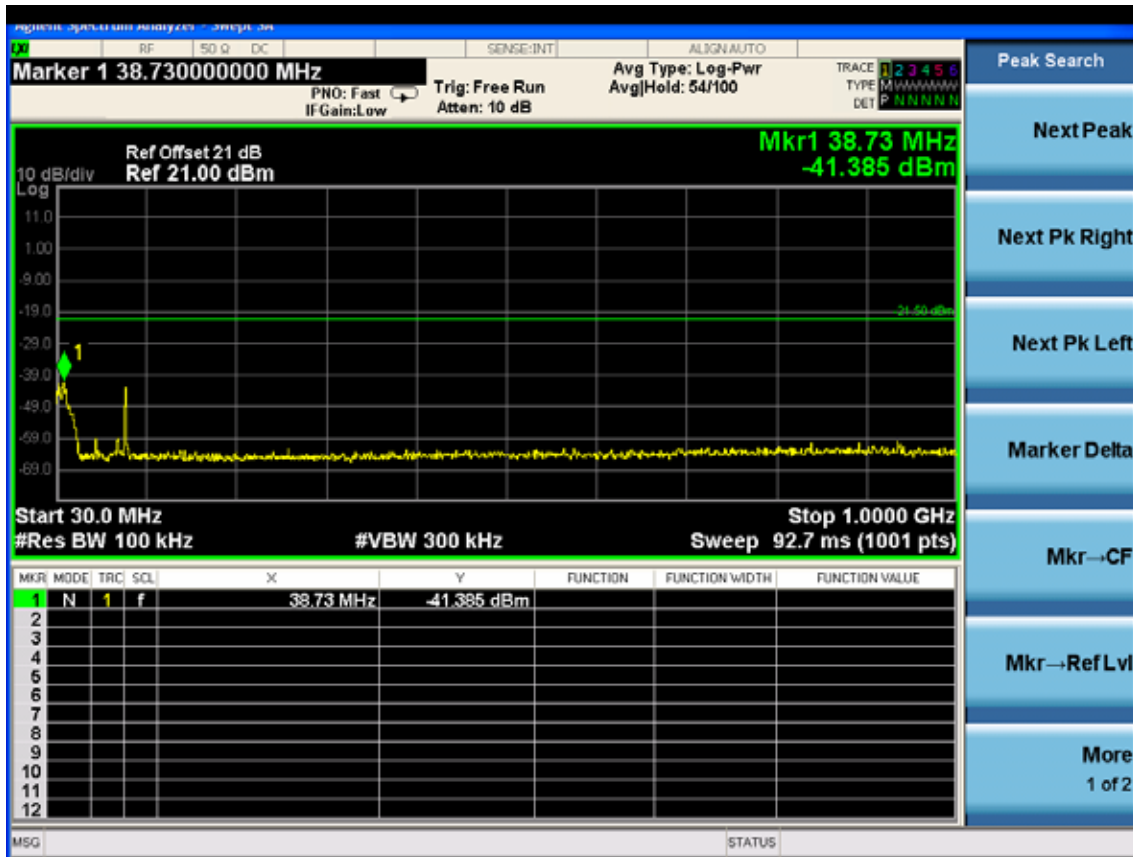
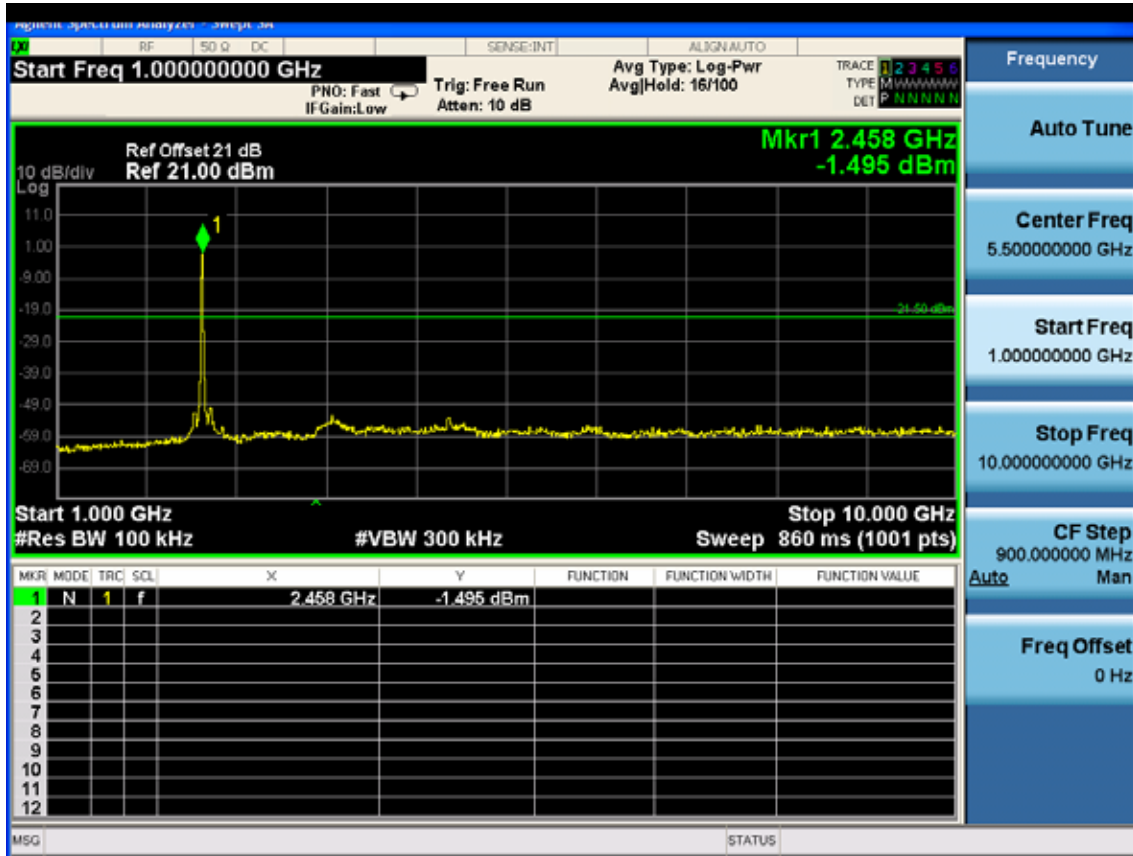


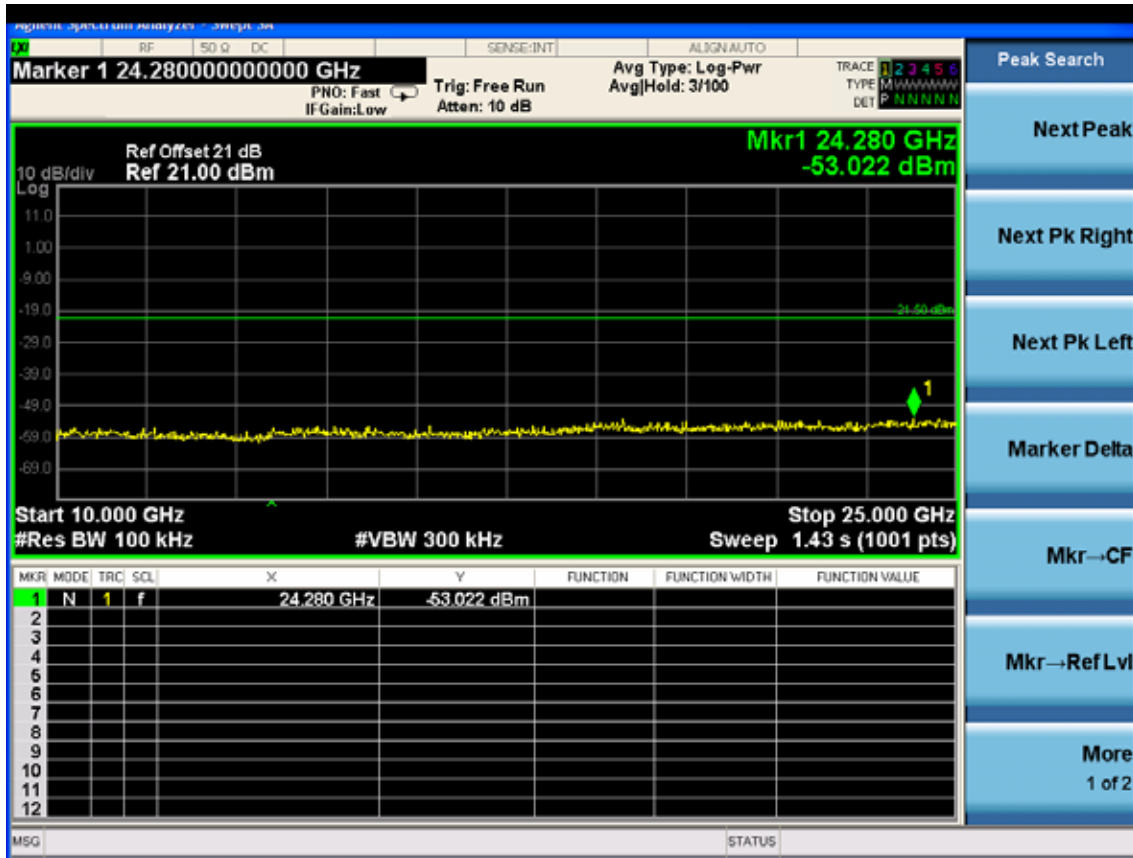
Test CH6: 2437MHz



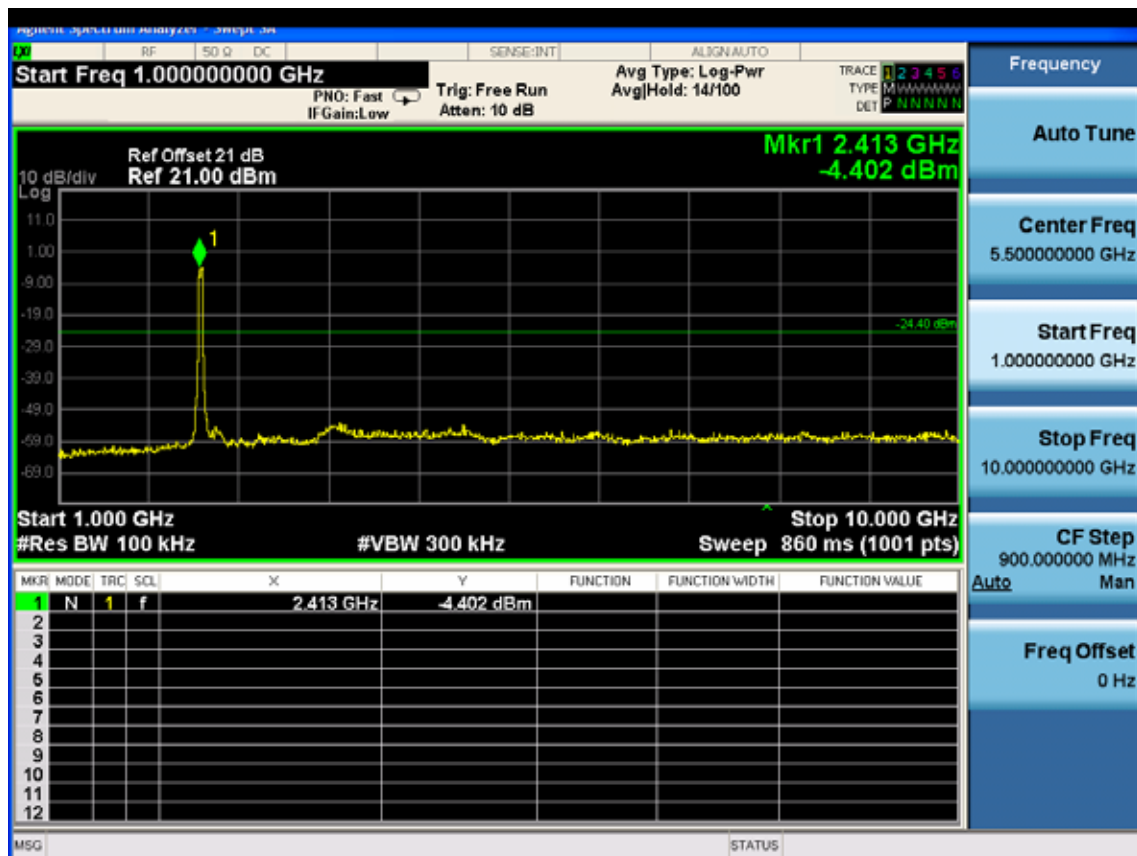


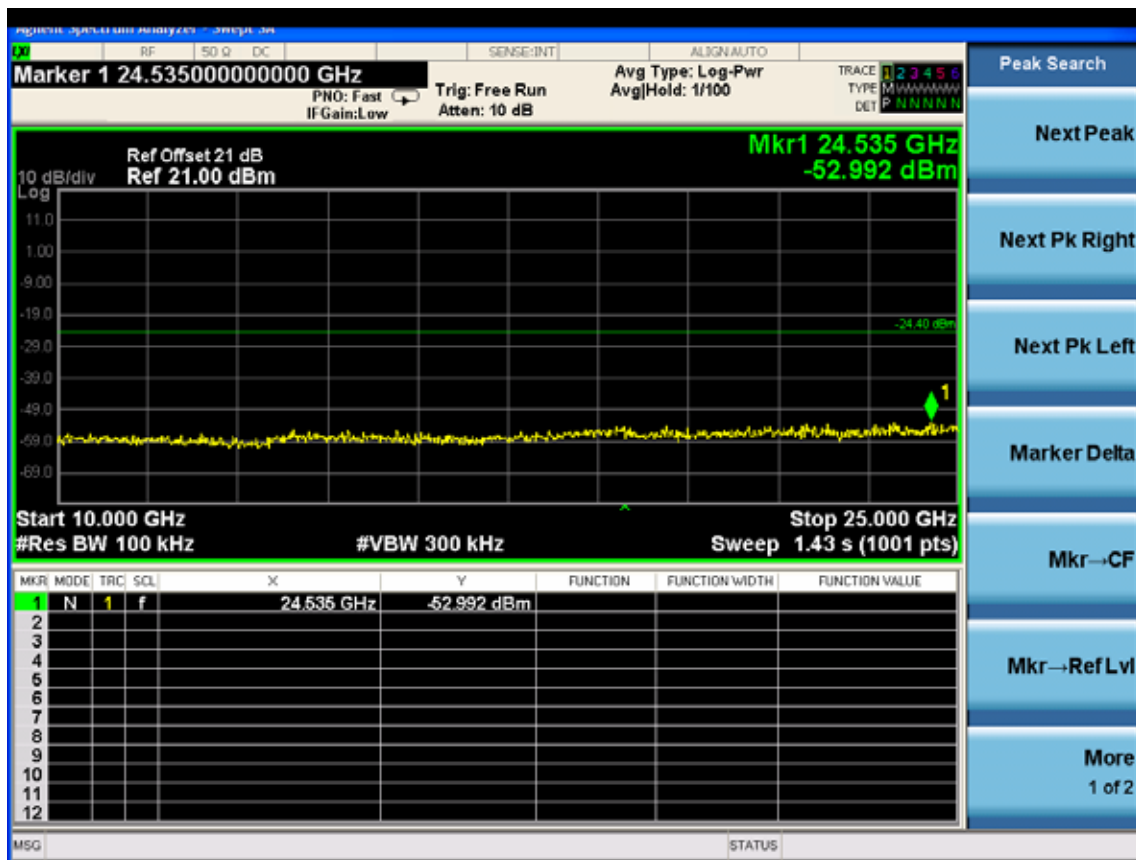
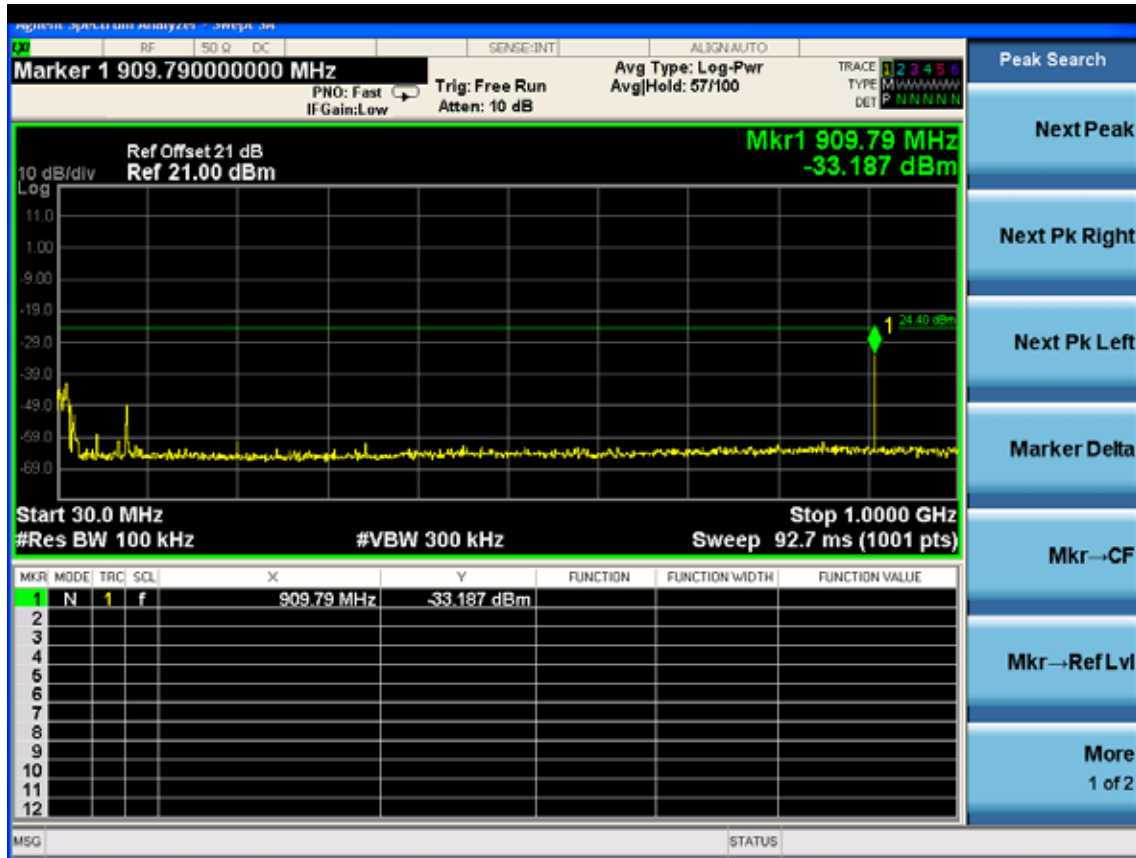
Test CH11: 2462MHz



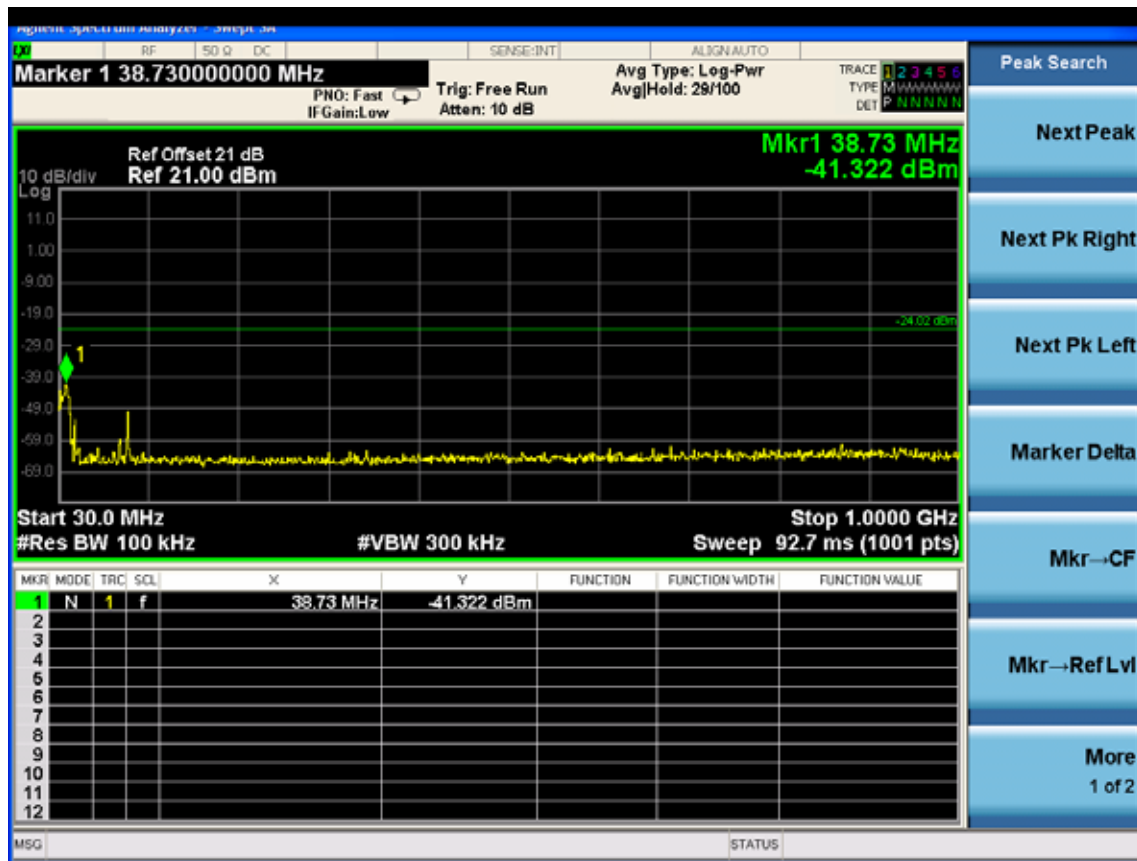
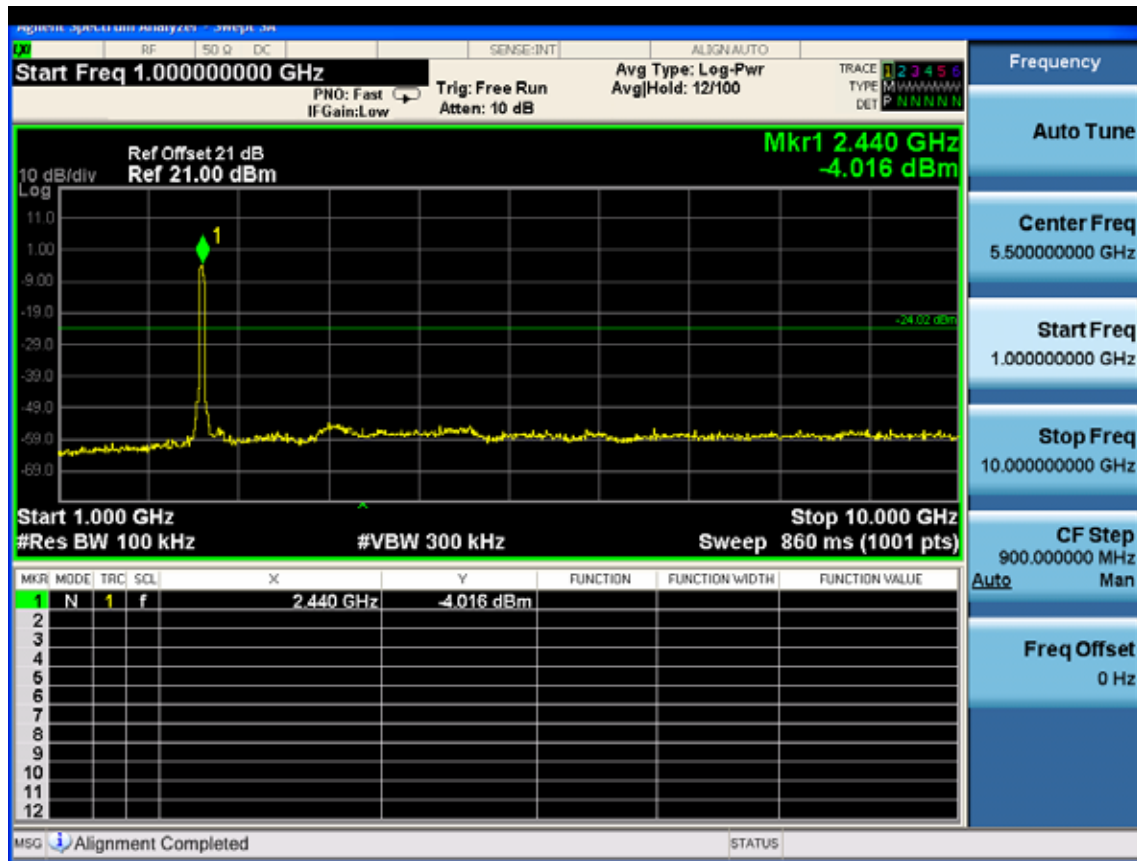


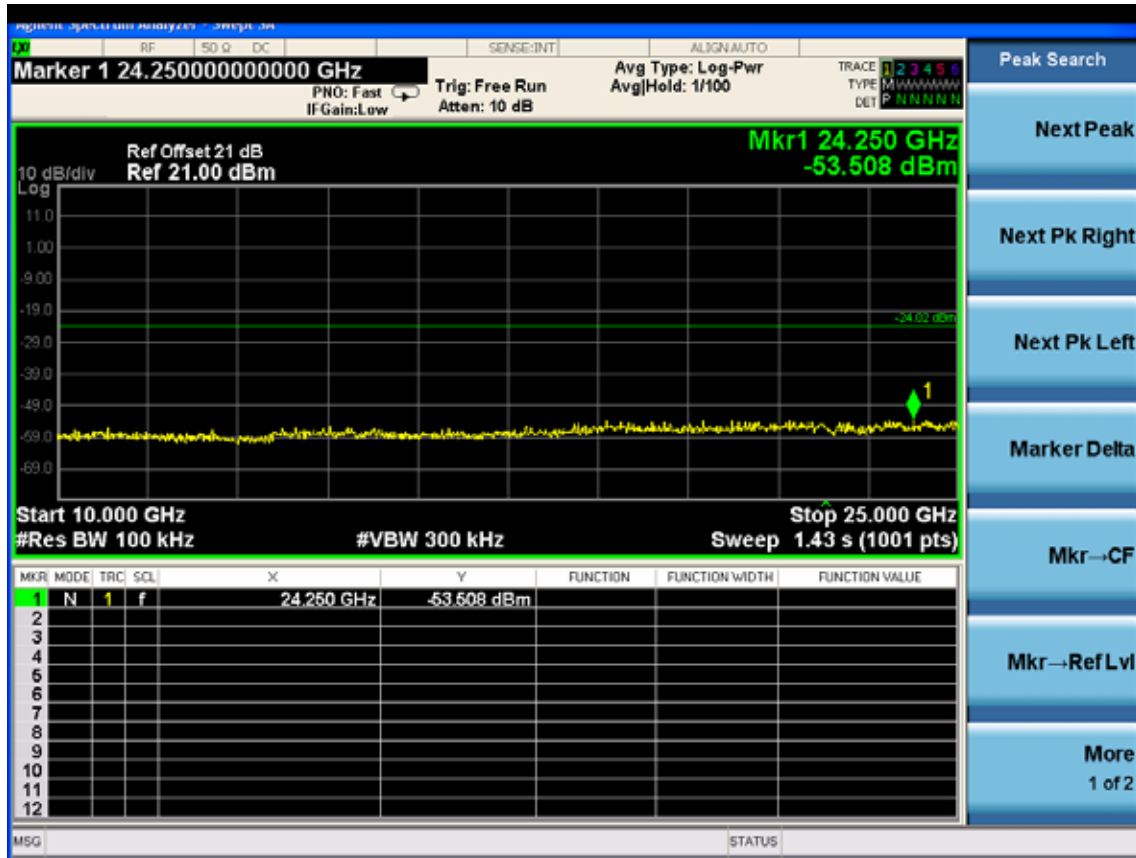
Test Mode: IEEE 802.11n HT40 TX
 Test CH1: 2422MHz



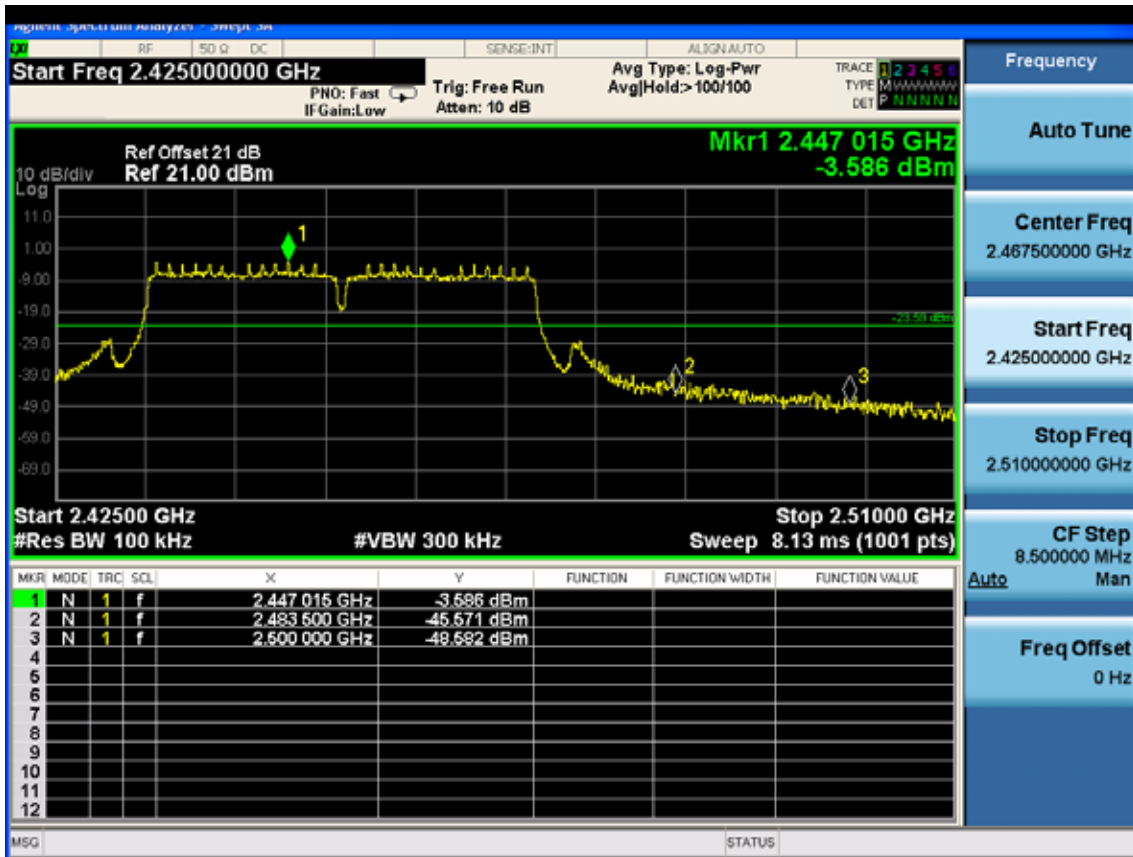


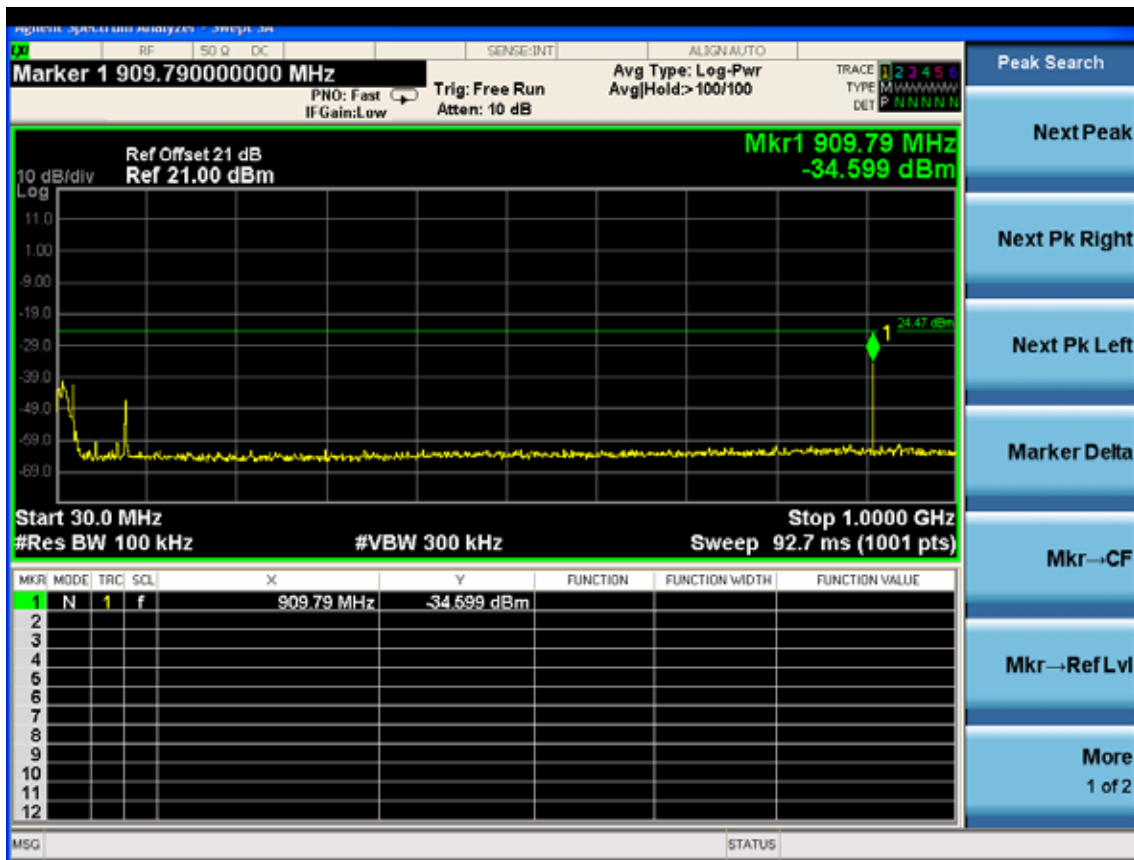
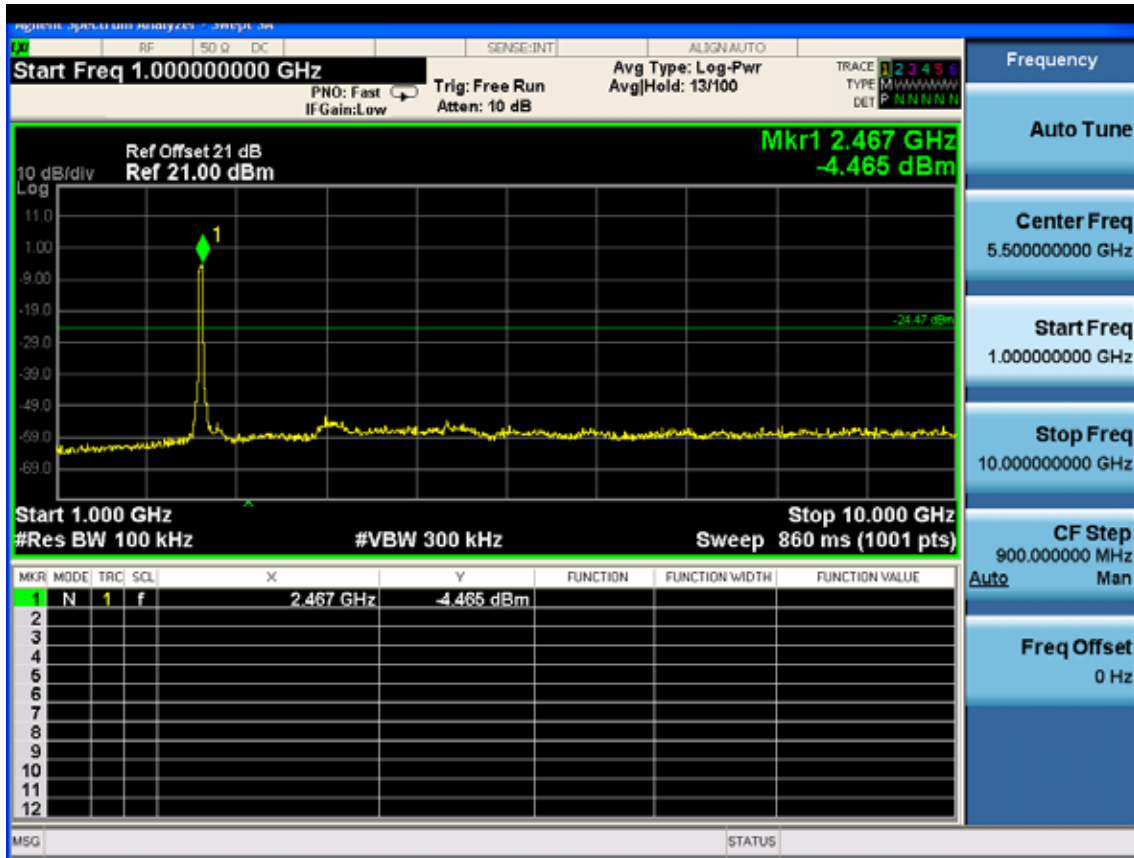
Test CH4: 2437MHz

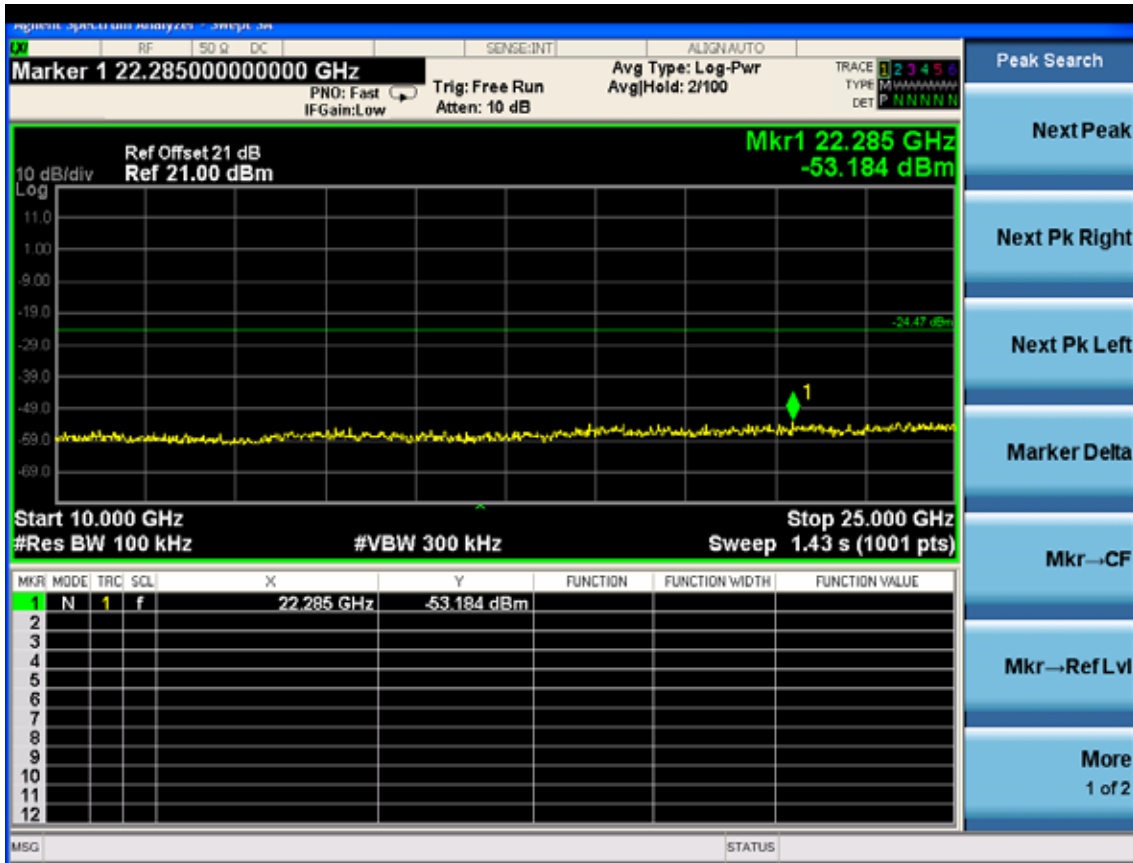




Test CH7: 2452MHz



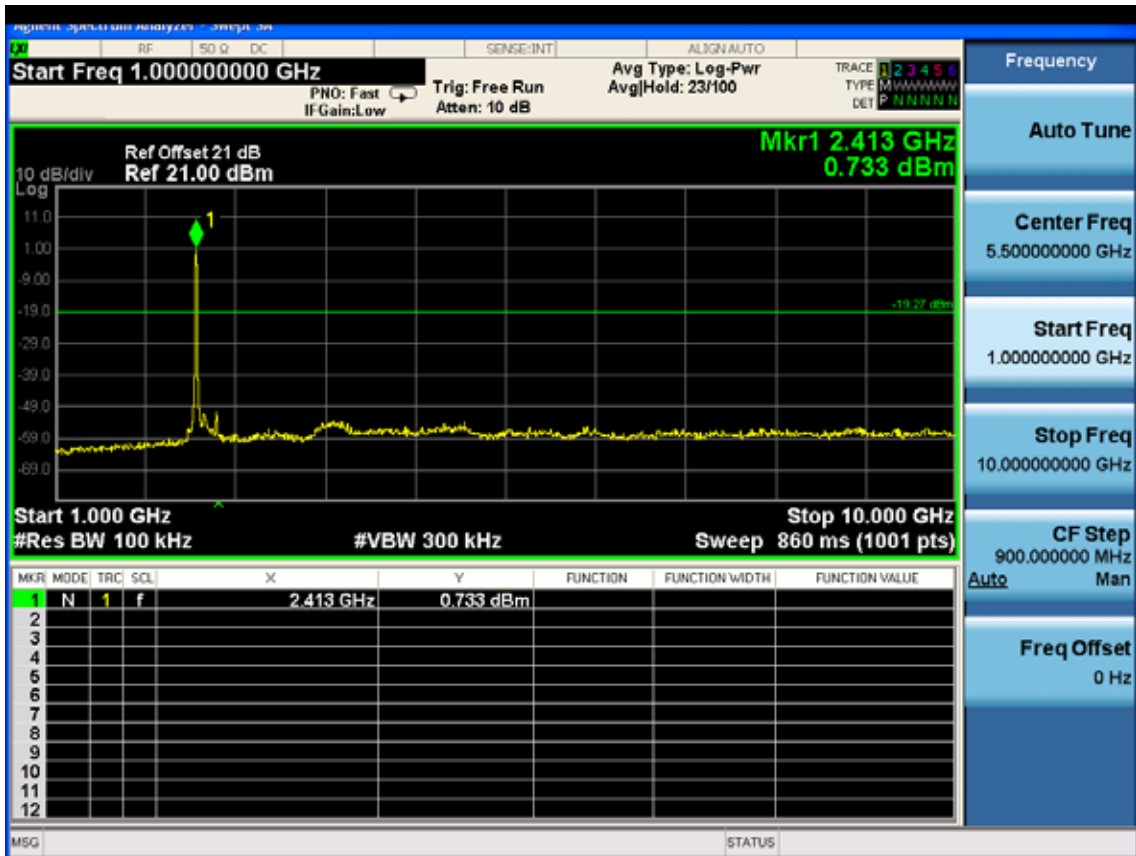


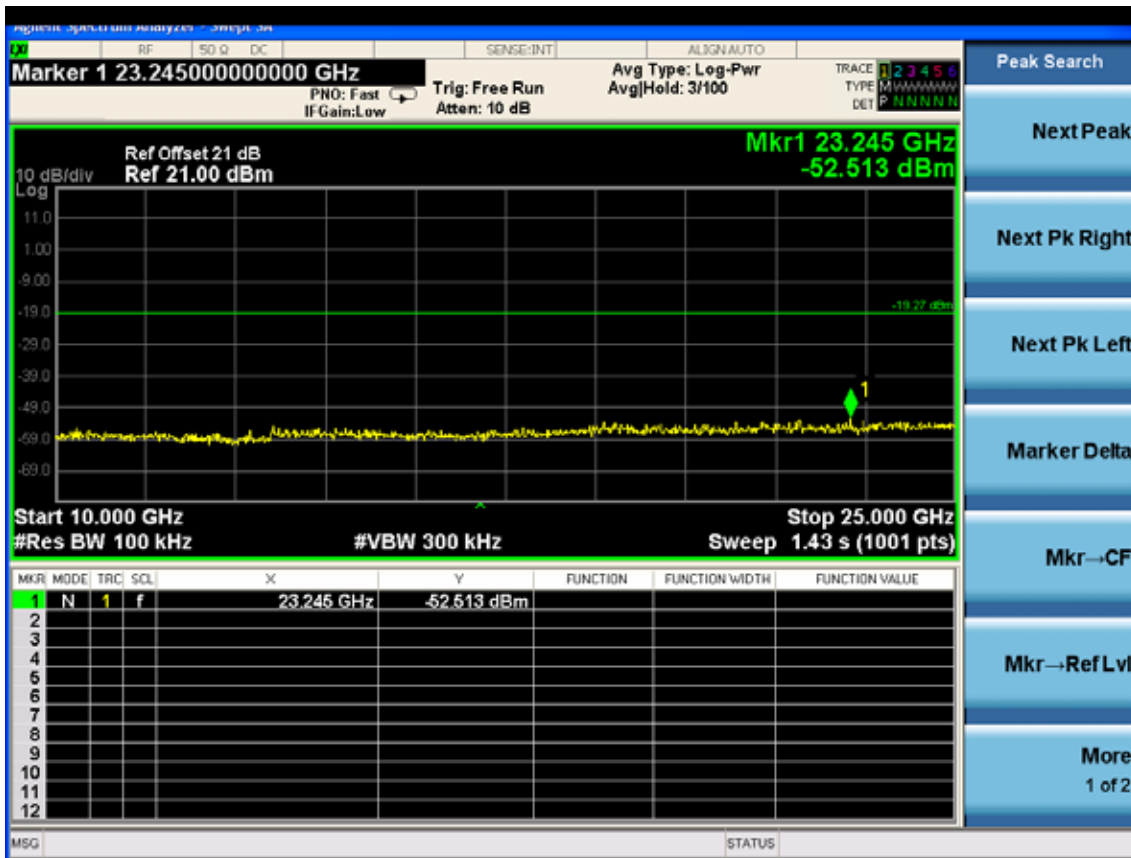
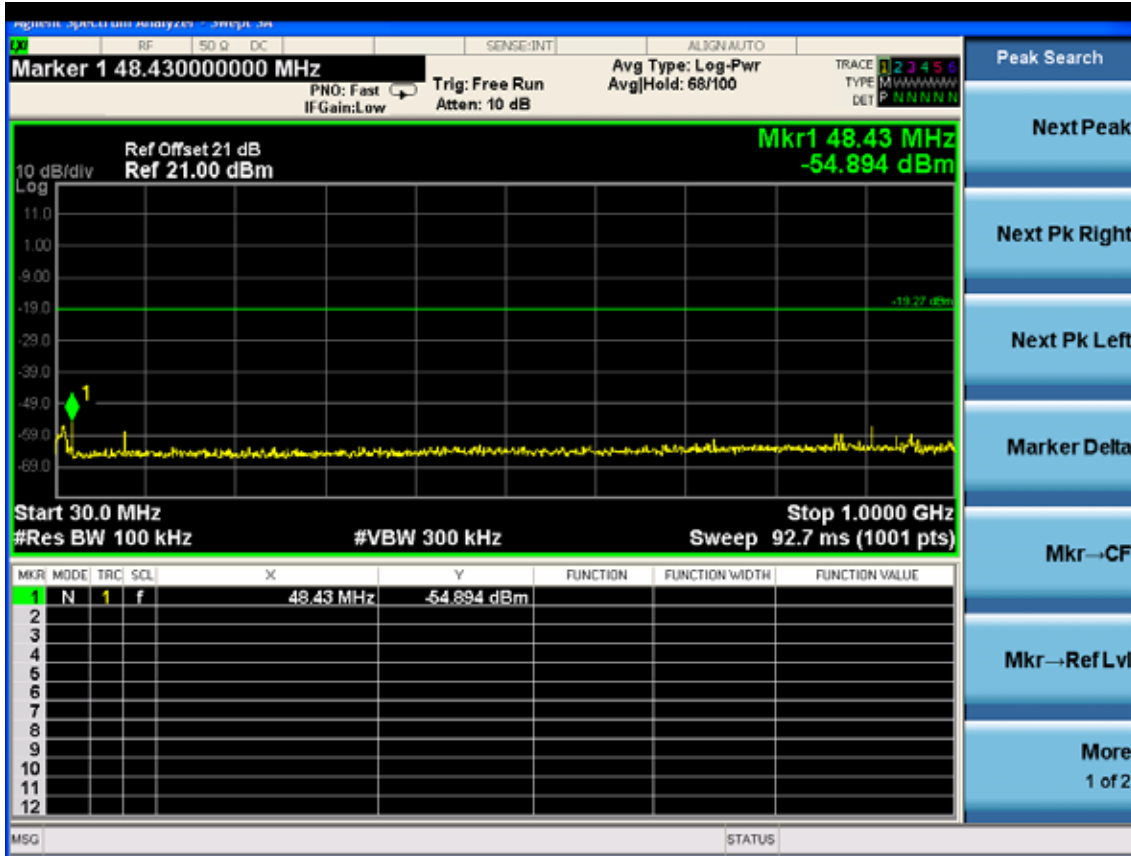


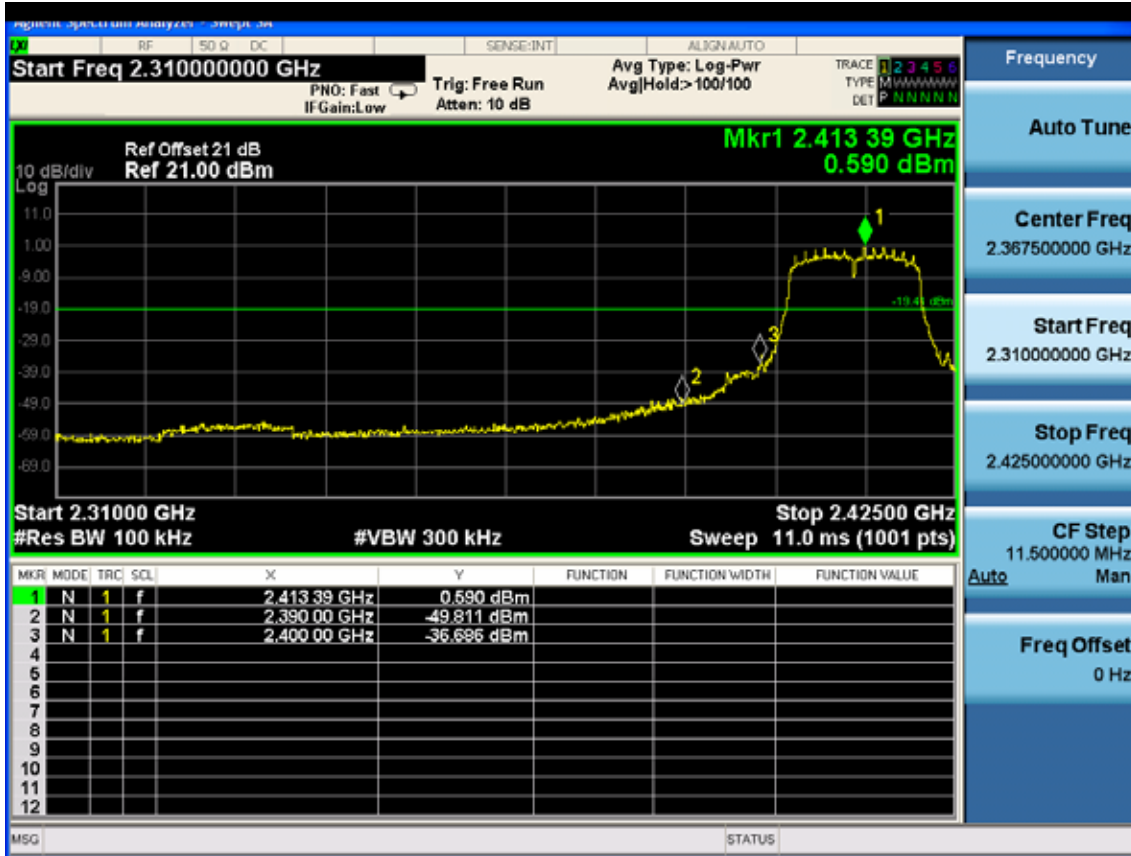
ANT 1

Test Mode: IEEE 802.11b TX

Test CH1: 2412MHz







Test CH6: 2437MHz

