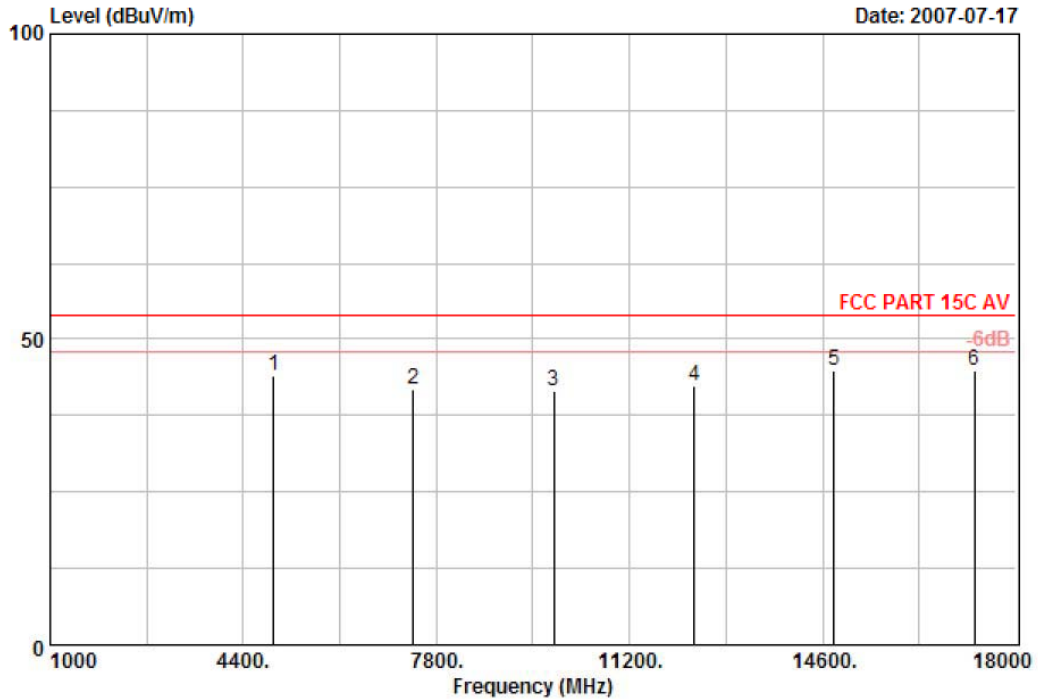




No.6 Ke Feng Road,Block 52,  
ShenZhen Science & Industry Park  
Noutou, ShenZhen, GuangDong, China  
Tel:+86-755-26639495-7  
Fax:+86-755-26632877  
Postcode:518057

Data: 22 File: D:\2007 Report\TTP-Link\W8920G\HRE\ACS7Q666.EMI (42)



Site no. : Audix No.1 Chamber Data no. : 22  
 Dis. / Ant. : 3m 3115 FACTOR Ant. pol. : HORIZONTAL  
 Limit : FCC PART 15C AV  
 Env. / Ins. : 23°C/54% Engineer : Jamy  
 EUT : 108M Wireless ADSL2+Router M/N:TD-W8920G  
 Power Rating : DC 12V From Adapter 120V/60Hz  
 Test Mode : IEEE 802.11g TX in CH11 2462MHz

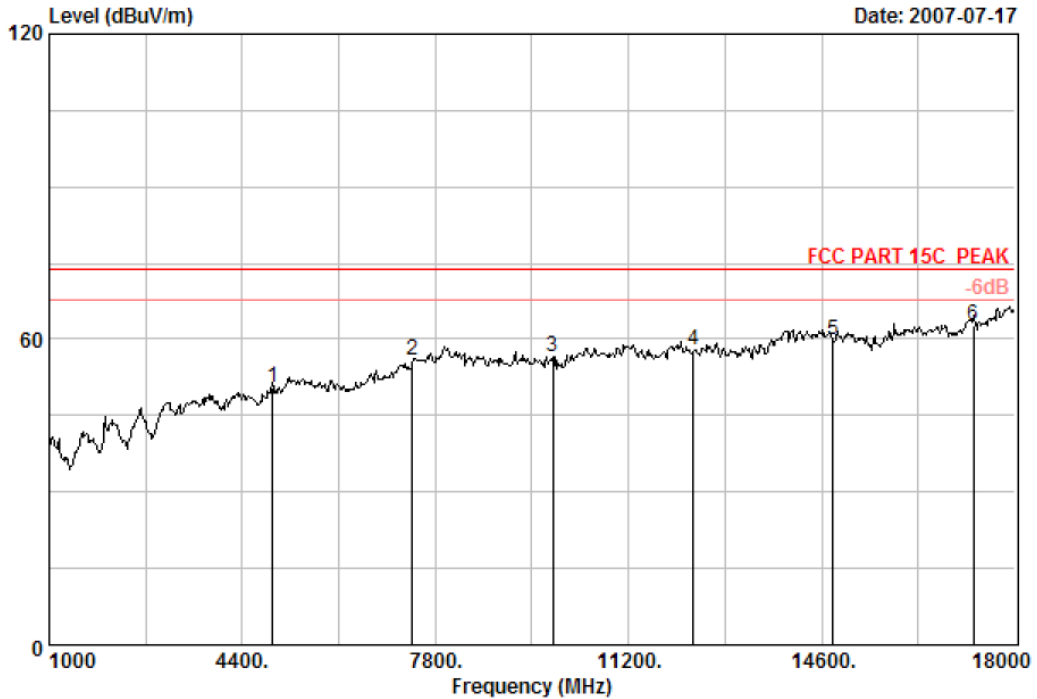
	Freq. (MHz)	Ant. Factor (dB/m)	Cable Loss (dB)	Amp Factor (dB)	Emission				Remark
					Reading (dBuV)	Level (dBuV/m)	Limits (dBuV/m)	Margin (dB)	
1	4934.00	34.29	0.00	34.47	44.15	43.97	54.00	10.03	Average
2	7401.00	37.66	0.00	34.48	38.71	41.89	54.00	12.11	Average
3	9868.00	37.93	0.00	36.10	39.63	41.46	54.00	12.54	Average
4	12335.00	39.41	0.00	36.29	39.33	42.45	54.00	11.55	Average
5	14802.00	41.36	0.00	35.30	38.83	44.89	54.00	9.11	Average
6	17269.00	41.96	0.00	34.89	37.71	44.78	54.00	9.22	Average

Remarks: 1. Emission Level= Antenna Factor + Cable Loss - Amp Factor + Reading.  
 2. The emission levels that are 20dB below the official limit are not reported.



No.6 Ke Feng Road,Block 52,  
ShenZhen Science & Industry Park  
Noutou, ShenZhen, GuangDong, China  
Tel:+86-755-26639495-7  
Fax:+86-755-26632877  
Postcode:518057

Data: 23 File: D:\2007 Report\TTP-Link\W8920G\HRE\ACS7Q666.EMI (42)



Site no. : Audix No.1 Chamber Data no. : 23  
 Dis. / Ant. : 3m 3115 FACTOR Ant. pol. : VERTICAL  
 Limit : FCC PART 15C PEAK  
 Env. / Ins. : 23°C/54% Engineer : Jamy  
 EUT : 108M Wireless ADSL2+Router M/N:TD-W8920G  
 Power Rating : DC 12V From Adapter 120V/60Hz  
 Test Mode : IEEE 802.11g TX in CH11 2462MHz

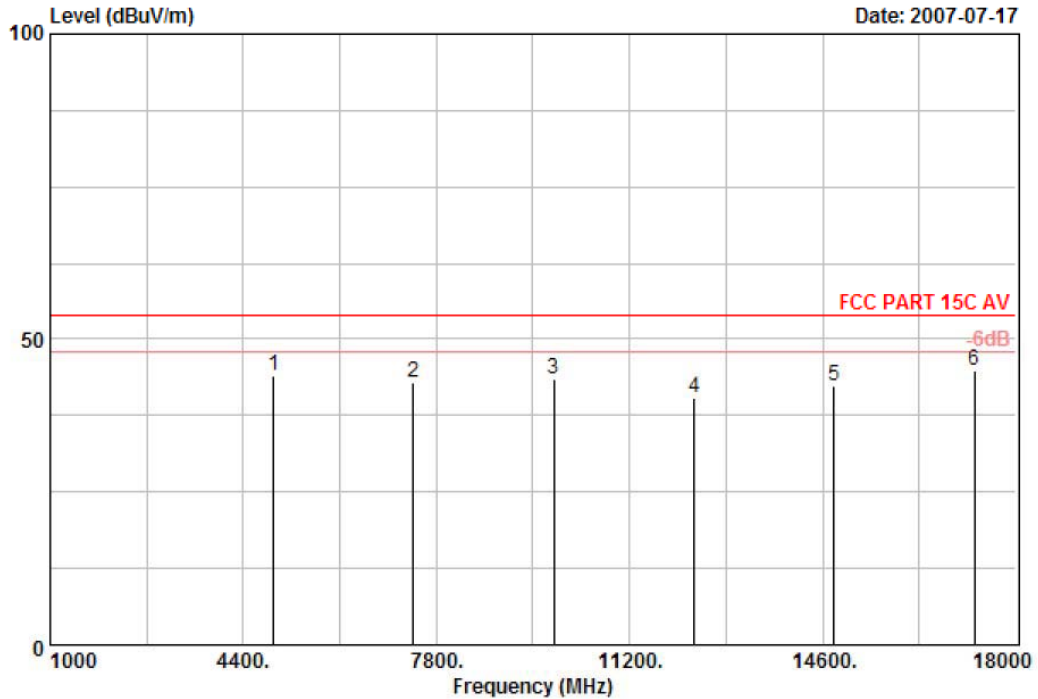
	Freq. (MHz)	Ant. Factor (dB/m)	Cable Loss (dB)	Amp Factor (dB)	Emission		Limits (dBuV/m)	Margin (dB)	Remark
					Reading (dBuV)	Level (dBuV/m)			
1	4934.00	34.29	0.00	34.47	50.63	50.45	74.00	23.55	Peak
2	7401.00	37.66	0.00	34.48	52.51	55.69	74.00	18.31	Peak
3	9868.00	37.93	0.00	36.10	54.66	56.49	74.00	17.51	Peak
4	12335.00	39.41	0.00	36.29	54.61	57.73	74.00	16.27	Peak
5	14802.00	41.36	0.00	35.30	53.80	59.86	74.00	14.14	Peak
6	17269.00	41.96	0.00	34.89	55.66	62.73	74.00	11.27	Peak

Remarks: 1. Emission Level= Antenna Factor + Cable Loss - Amp Factor + Reading.  
 2. The emission levels that are 20dB below the official limit are not reported.



No.6 Ke Feng Road,Block 52,  
ShenZhen Science & Industry Park  
Noutou, ShenZhen, GuangDong, China  
Tel:+86-755-26639495-7  
Fax:+86-755-26632877  
Postcode:518057

Data: 24 File: D:\2007 Report\T\TP-Link\W8920G\HRE\ACS7Q666.EMI (42)



Site no. : Audix No.1 Chamber Data no. : 24  
 Dis. / Ant. : 3m 3115 FACTOR Ant. pol. : VERTICAL  
 Limit : FCC PART 15C AV  
 Env. / Ins. : 23°C/54% Engineer : Jamy  
 EUT : 108M Wireless ADSL2+Router M/N:TD-W8920G  
 Power Rating : DC 12V From Adapter 120V/60Hz  
 Test Mode : IEEE 802.11g TX in CH11 2462MHz

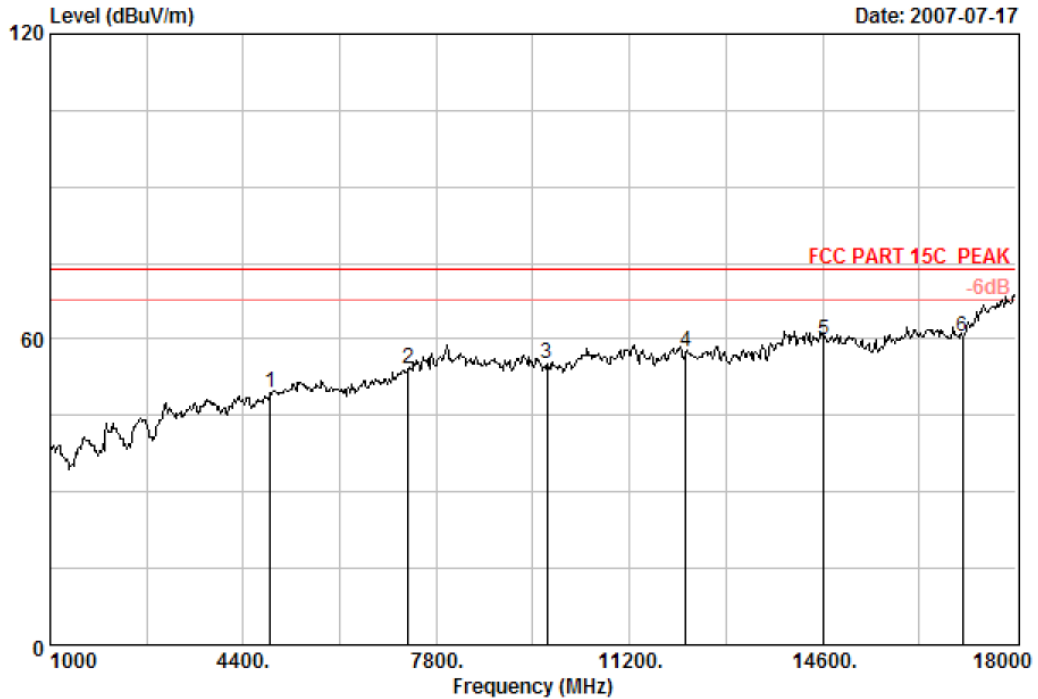
	Freq. (MHz)	Ant. Factor (dB/m)	Cable Loss (dB)	Amp Factor (dB)	Emission				Remark
					Reading (dBuV)	Level (dBuV/m)	Limits (dBuV/m)	Margin (dB)	
1	4934.00	34.29	0.00	34.47	44.15	43.97	54.00	10.03	Average
2	7401.00	37.66	0.00	34.48	39.71	42.89	54.00	11.11	Average
3	9868.00	37.93	0.00	36.10	41.63	43.46	54.00	10.54	Average
4	12335.00	39.41	0.00	36.29	37.33	40.45	54.00	13.55	Average
5	14802.00	41.36	0.00	35.30	36.23	42.29	54.00	11.71	Average
6	17269.00	41.96	0.00	34.89	37.70	44.77	54.00	9.23	Average

Remarks: 1. Emission Level= Antenna Factor + Cable Loss - Amp Factor + Reading.  
 2. The emission levels that are 20dB below the official limit are not reported.



No.6 Ke Feng Road,Block 52,  
ShenZhen Science & Industry Park  
Noutou, ShenZhen, GuangDong, China  
Tel:+86-755-26639495-7  
Fax:+86-755-26632877  
Postcode:518057

Data: 27 File: D:\2007 Report\TTP-Link\W8920G\HRE\ACS7Q666.EMI (42)



Site no. : Audix No.1 Chamber Data no. : 27  
 Dis. / Ant. : 3m 3115 FACTOR Ant. pol. : HORIZONTAL  
 Limit : FCC PART 15C PEAK  
 Env. / Ins. : 23°C/54% Engineer : Jamy  
 EUT : 108M Wireless ADSL2+Router M/N:TD-W8920G  
 Power Rating : DC 12V From Adapter 120V/60Hz  
 Test Mode : IEEE 802.11g Turbo TX in CH6 2437MHz

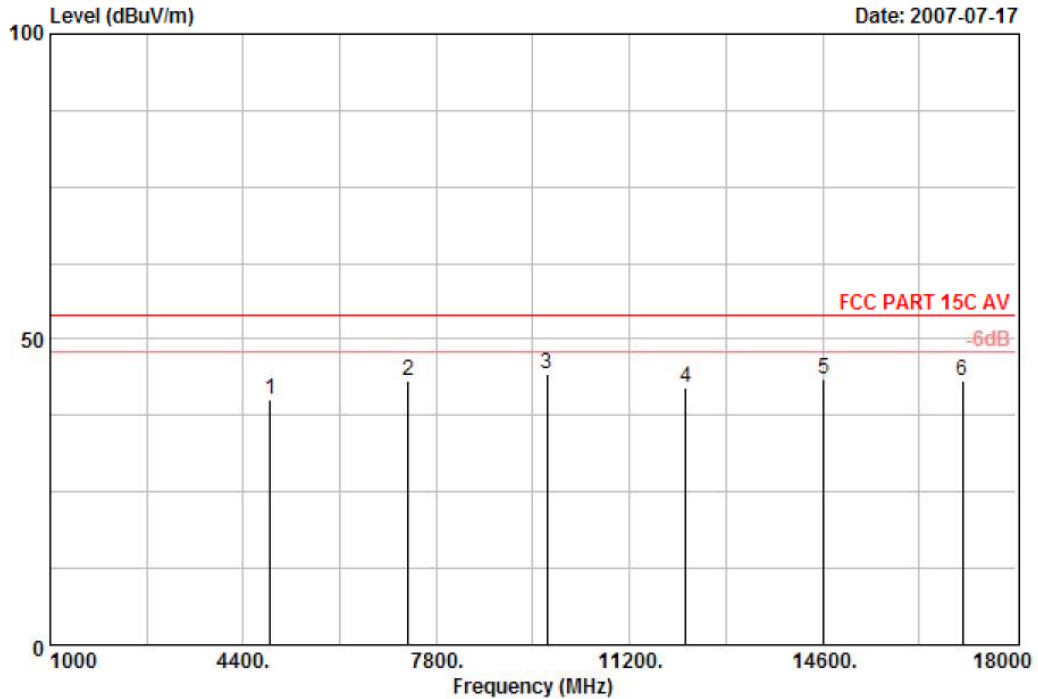
No.	Freq. (MHz)	Ant. Factor (dB/m)	Cable Loss (dB)	Amp Factor (dB)	Emission		Limits (dBuV/m)	Margin (dB)	Remark
					Reading (dBuV)	Level (dBuV/m)			
1	4874.00	34.16	9.17	34.48	40.63	49.48	74.00	24.52	Peak
2	7311.00	37.50	11.03	34.46	40.04	54.11	74.00	19.89	Peak
3	9748.00	38.02	11.87	36.00	41.29	55.18	74.00	18.82	Peak
4	12185.00	39.48	13.72	36.34	40.65	57.51	74.00	16.49	Peak
5	14622.00	41.93	14.07	35.39	39.22	59.83	74.00	14.17	Peak
6	17059.00	40.27	15.50	34.86	39.64	60.55	74.00	13.45	Peak

Remarks: 1. Emission Level= Antenna Factor + Cable Loss - Amp Factor + Reading.  
 2. The emission levels that are 20dB below the official limit are not reported.



No.6 Ke Feng Road,Block 52,  
ShenZhen Science & Industry Park  
Noutou, ShenZhen, GuangDong, China  
Tel:+86-755-26639495-7  
Fax:+86-755-26632877  
Postcode:518057

Data: 28 File: D:\2007 Report\T\TP-Link\W8920G\HRE\ACS7Q666.EMI (42)



Site no. : Audix No.1 Chamber Data no. : 28  
 Dis. / Ant. : 3m 3115 FACTOR Ant. pol. : HORIZONTAL  
 Limit : FCC PART 15C AV  
 Env. / Ins. : 23°C/54% Engineer : Jamy  
 EUT : 108M Wireless ADSL2+Router M/N:TD-W8920G  
 Power Rating : DC 12V From Adapter 120V/60Hz  
 Test Mode : IEEE 802.11g Turbo TX in CH6 2437MHz

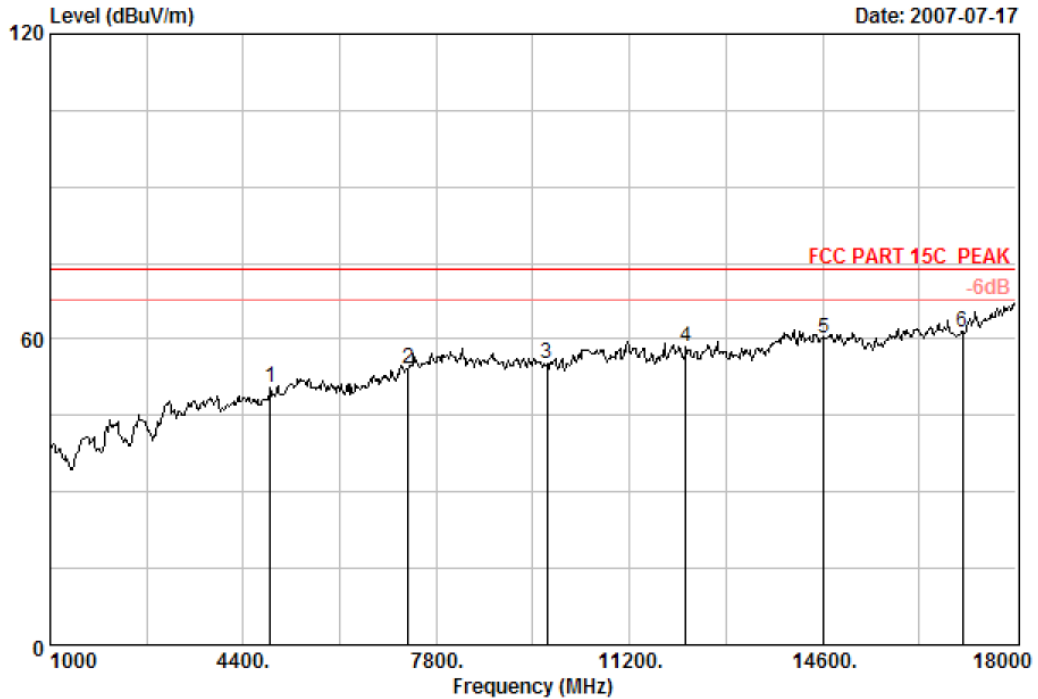
Freq. (MHz)	Ant. Factor (dB/m)	Cable Amp		Emission			Limits (dBuV/m)	Margin (dB)	Remark
		Loss (dB)	Factor (dB)	Reading (dBuV)	Level (dBuV/m)	Limits (dBuV/m)			
1	4874.00	34.16	9.17	34.48	31.31	40.16	54.00	13.84	Average
2	7311.00	37.50	11.03	34.46	29.05	43.12	54.00	10.88	Average
3	9748.00	38.02	11.87	36.00	30.46	44.35	54.00	9.65	Average
4	12185.00	39.48	13.72	36.34	25.22	42.08	54.00	11.92	Average
5	14622.00	41.93	14.07	35.39	22.75	43.36	54.00	10.64	Average
6	17059.00	40.27	15.50	34.86	22.30	43.21	54.00	10.79	Average

Remarks: 1. Emission Level= Antenna Factor + Cable Loss - Amp Factor + Reading.  
 2. The emission levels that are 20dB below the official limit are not reported.



No.6 Ke Feng Road,Block 52,  
ShenZhen Science & Industry Park  
Noutou, ShenZhen, GuangDong, China  
Tel:+86-755-26639495-7  
Fax:+86-755-26632877  
Postcode:518057

Data: 25 File: D:\2007 Report\TTP-Link\W8920G\HRE\ACS7Q666.EMI (42)



Site no. : Audix No.1 Chamber Data no. : 25  
 Dis. / Ant. : 3m 3115 FACTOR Ant. pol. : VERTICAL  
 Limit : FCC PART 15C PEAK  
 Env. / Ins. : 23°C/54% Engineer : Jamy  
 EUT : 108M Wireless ADSL2+Router M/N:TD-W8920G  
 Power Rating : DC 12V From Adapter 120V/60Hz  
 Test Mode : IEEE 802.11g Turbo TX in CH6 2437MHz

No.	Freq. (MHz)	Ant. Factor (dB/m)	Cable Amp		Emission			Margin (dB)	Remark
			Loss (dB)	Factor (dB)	Reading (dBuV)	Level (dBuV/m)	Limits (dBuV/m)		
1	4874.00	34.16	9.17	34.48	41.64	50.49	74.00	23.51	Peak
2	7311.00	37.50	11.03	34.46	40.24	54.31	74.00	19.69	Peak
3	9748.00	38.02	11.87	36.00	41.23	55.12	74.00	18.88	Peak
4	12185.00	39.48	13.72	36.34	41.47	58.33	74.00	15.67	Peak
5	14622.00	41.93	14.07	35.39	39.52	60.13	74.00	13.87	Peak
6	17059.00	40.27	15.50	34.86	40.67	61.58	74.00	12.42	Peak

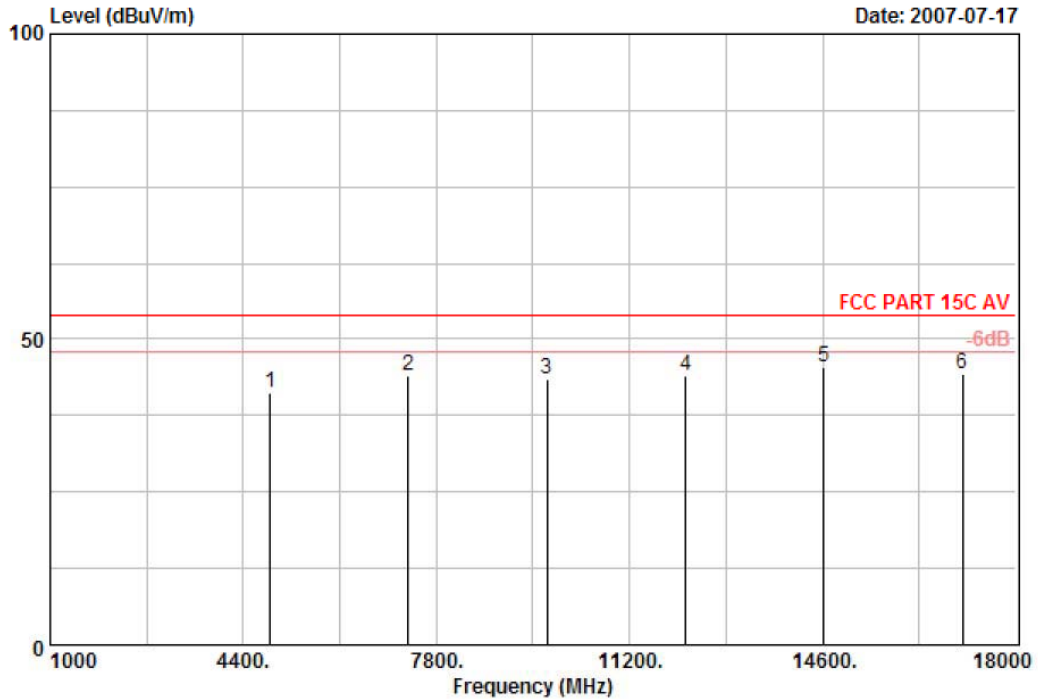
Remarks: 1. Emission Level= Antenna Factor + Cable Loss - Amp Factor + Reading.  
 2. The emission levels that are 20dB below the official limit are not reported.





No.6 Ke Feng Road,Block 52,  
ShenZhen Science & Industry Park  
Noutou, ShenZhen, GuangDong, China  
Tel:+86-755-26639495-7  
Fax:+86-755-26632877  
Postcode:518057

Data: 26 File: D:\2007 Report\T\TP-Link\W8920G\HRE\ACS7Q666.EMI (42)



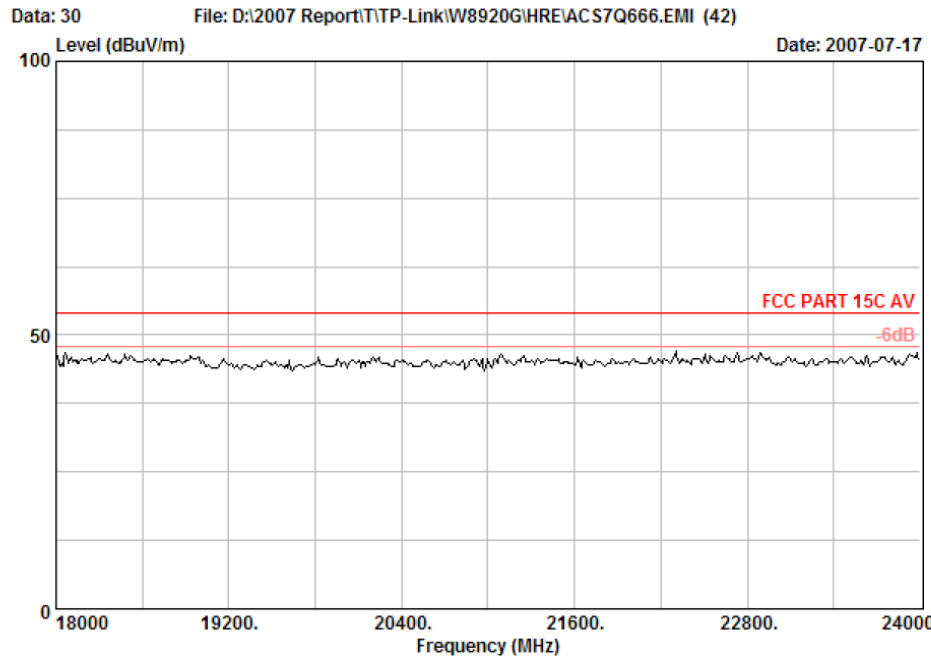
Site no. : Audix No.1 Chamber Data no. : 26  
 Dis. / Ant. : 3m 3115 FACTOR Ant. pol. : VERTICAL  
 Limit : FCC PART 15C AV  
 Env. / Ins. : 23°C/54% Engineer : Jamy  
 EUT : 108M Wireless ADSL2+Router M/N:TD-W8920G  
 Power Rating : DC 12V From Adapter 120V/60Hz  
 Test Mode : IEEE 802.11g Turbo TX in CH6 2437MHz

	Freq. (MHz)	Ant. Factor (dB/m)	Cable Amp		Emission			Margin (dB)	Remark
			Loss (dB)	Factor (dB)	Reading (dBuV)	Level (dBuV/m)	Limits (dBuV/m)		
1	4874.00	34.16	9.17	34.48	32.31	41.16	54.00	12.84	Average
2	7311.00	37.50	11.03	34.46	30.04	44.11	54.00	9.89	Average
3	9748.00	38.02	11.87	36.00	29.46	43.35	54.00	10.65	Average
4	12185.00	39.48	13.72	36.34	27.22	44.08	54.00	9.92	Average
5	14622.00	41.93	14.07	35.39	24.75	45.36	54.00	8.64	Average
6	17059.00	40.27	15.50	34.86	23.30	44.21	54.00	9.79	Average

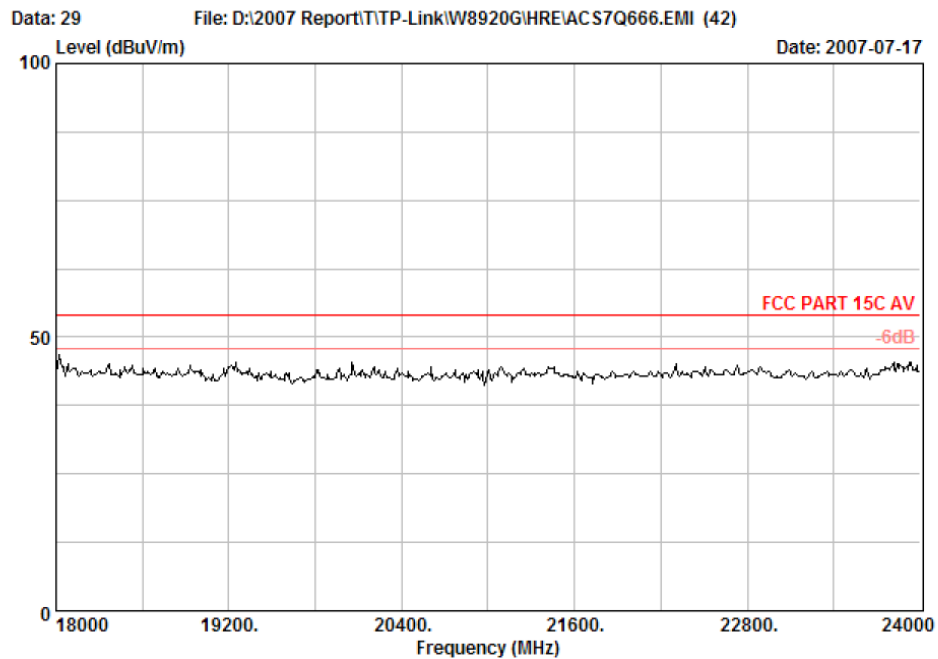
Remarks: 1. Emission Level= Antenna Factor + Cable Loss - Amp Factor + Reading.  
 2. The emission levels that are 20dB below the official limit are not reported.



No.6 Ke Feng Road,B1:ck 52,  
 ShenZhen Science & Industry Park  
 Noutou,ShenZhen,GuangDong,China  
 Tel:+86-755-26639495-7  
 Fax:+86-755-26632877  
 Postcode:518057



Site no. : Audix No.1 Chamber Data no. : 30  
 Dis. / Ant. : 3m 3115FACTOR Ant. pol. : HORIZONTAL  
 Limit : FCC PART 15C AV  
 Env. / Ins. : 23°C/54% Engineer : Jamy  
 EUT : 108M Wireless ADSL2+Router M/N:TD-W8920G  
 Power Rating : DC 12V From Adapter 120V/60Hz  
 Test Mode : IEEE 802.11b TX in CH1 2412MHz

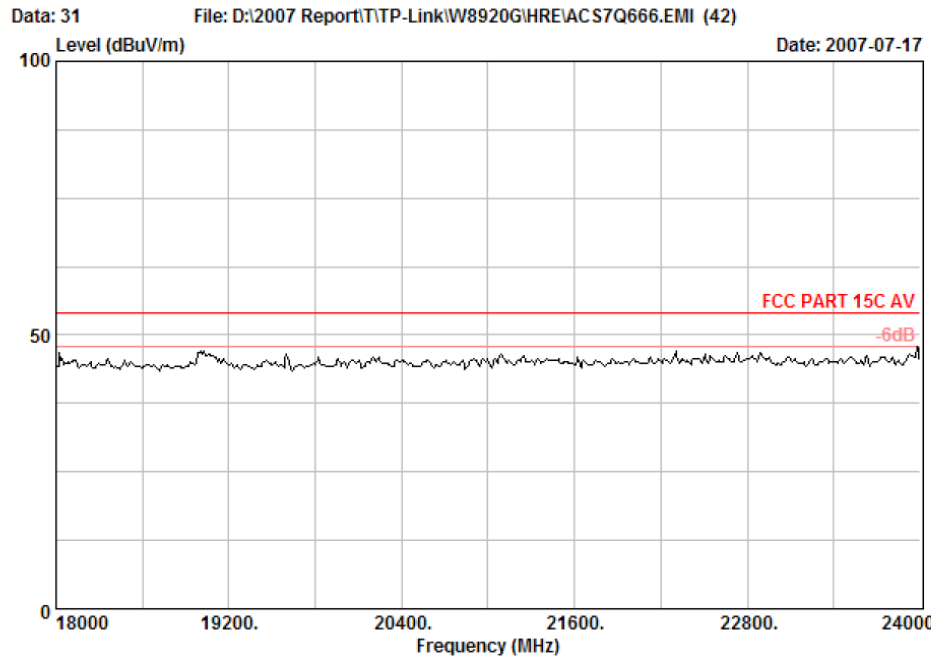


Site no. : Audix No.1 Chamber Data no. : 29  
 Dis. / Ant. : 3m 3115FACTOR Ant. pol. : VERTICAL  
 Limit : FCC PART 15C AV  
 Env. / Ins. : 23°C/54% Engineer : Jamy  
 EUT : 108M Wireless ADSL2+Router M/N:TD-W8920G  
 Power Rating : DC 12V From Adapter 120V/60Hz  
 Test Mode : IEEE 802.11b TX in CH1 2412MHz

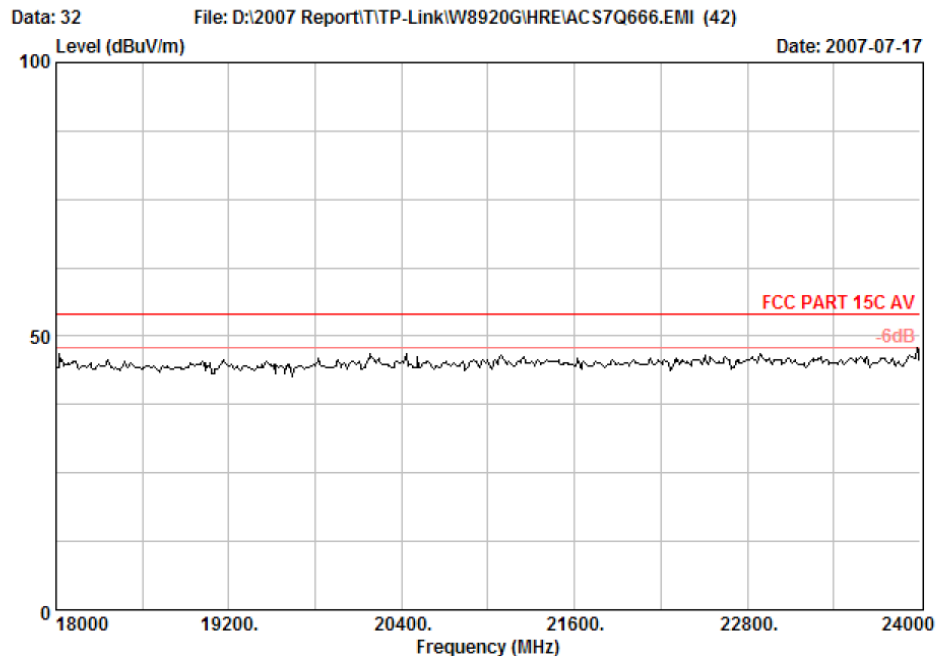




No.6 Ke Feng Road,B1:ck 52,  
 ShenZhen Science & Industry Park  
 Noutou, ShenZhen, GuangDong, China  
 Tel:+86-755-26639495-7  
 Fax:+86-755-26632877  
 Postcode:518057



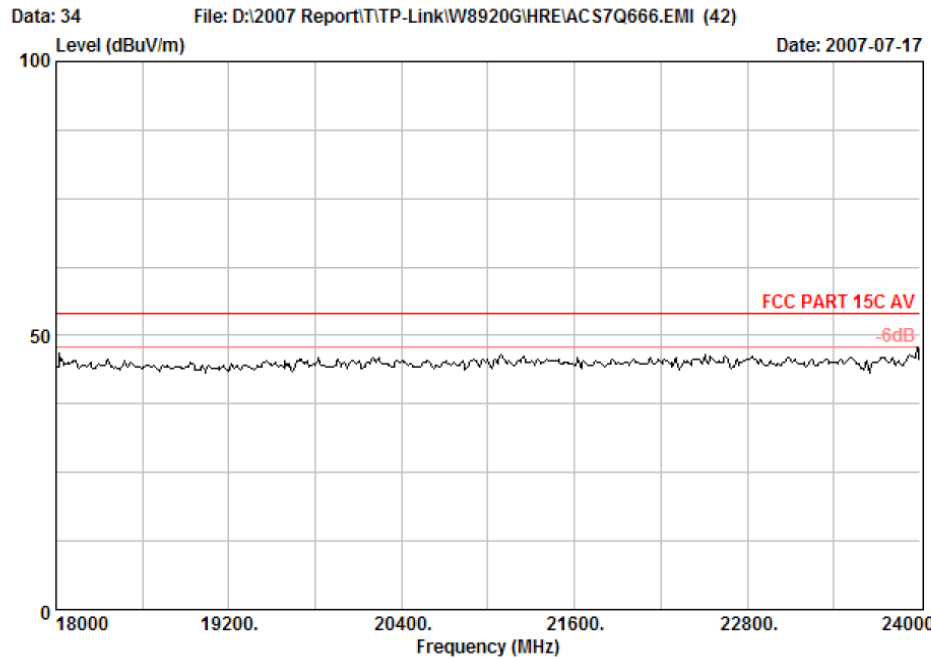
Site no. : Audix No.1 Chamber Data no. : 31  
 Dis. / Ant. : 3m 3115FACTOR Ant. pol. : HORIZONTAL  
 Limit : FCC PART 15C AV  
 Env. / Ins. : 23°C/54% Engineer : Jamy  
 EUT : 108M Wireless ADSL2+Router M/N:TD-W8920G  
 Power Rating : DC 12V From Adapter 120V/60Hz  
 Test Mode : IEEE 802.11b TX in CH7 2442MHz



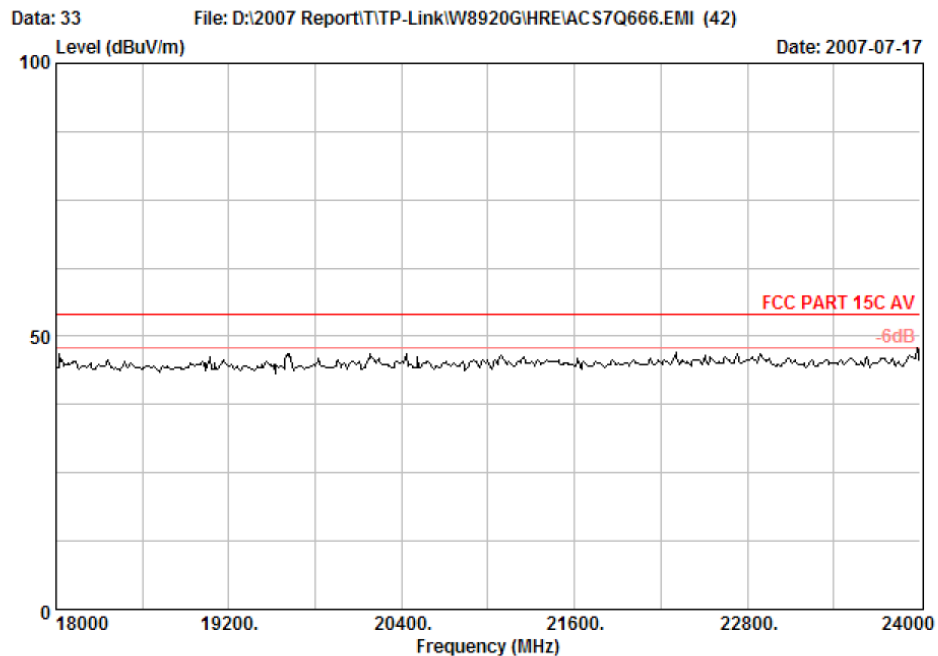
Site no. : Audix No.1 Chamber Data no. : 32  
 Dis. / Ant. : 3m 3115FACTOR Ant. pol. : VERTICAL  
 Limit : FCC PART 15C AV  
 Env. / Ins. : 23°C/54% Engineer : Jamy  
 EUT : 108M Wireless ADSL2+Router M/N:TD-W8920G  
 Power Rating : DC 12V From Adapter 120V/60Hz  
 Test Mode : IEEE 802.11b TX in CH7 2442MHz



No.6 Ke Feng Road,B1:ck 52,  
 ShenZhen Science & Industry Park  
 Noutou,ShenZhen,GuangDong,China  
 Tel:+86-755-26639495-7  
 Fax:+86-755-26632877  
 Postcode:518057



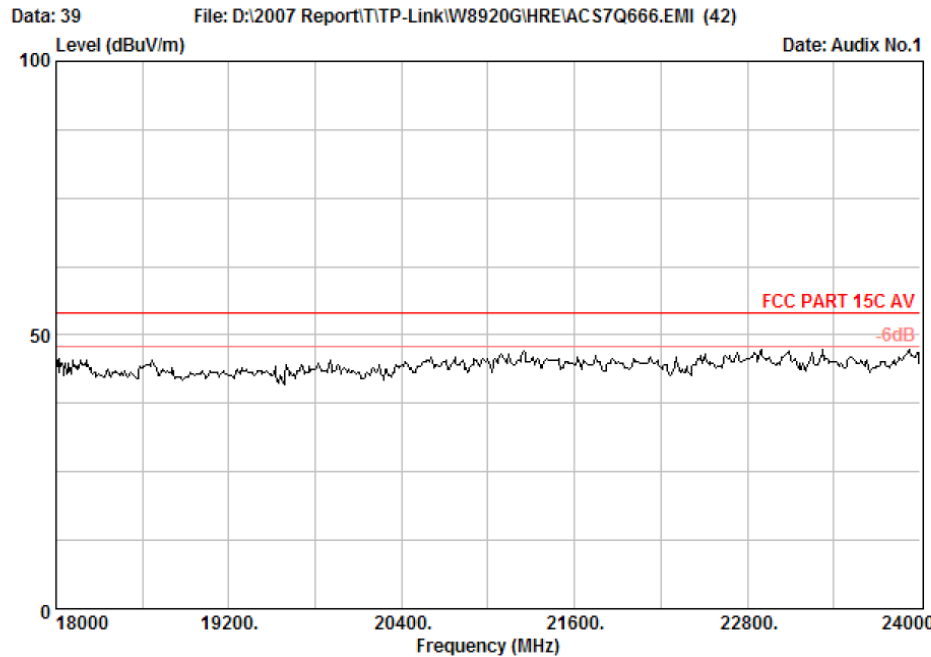
Site no. : Audix No.1 Chamber Data no. : 34  
 Dis. / Ant. : 3m 3115FACTOR Ant. pol. : HORIZONTAL  
 Limit : FCC PART 15C AV  
 Env. / Ins. : 23°C/54% Engineer : Jamy  
 EUT : 108M Wireless ADSL2+Router M/N:TD-W8920G  
 Power Rating : DC 12V From Adapter 120V/60Hz  
 Test Mode : IEEE 802.11b TX in CH11 2462MHz



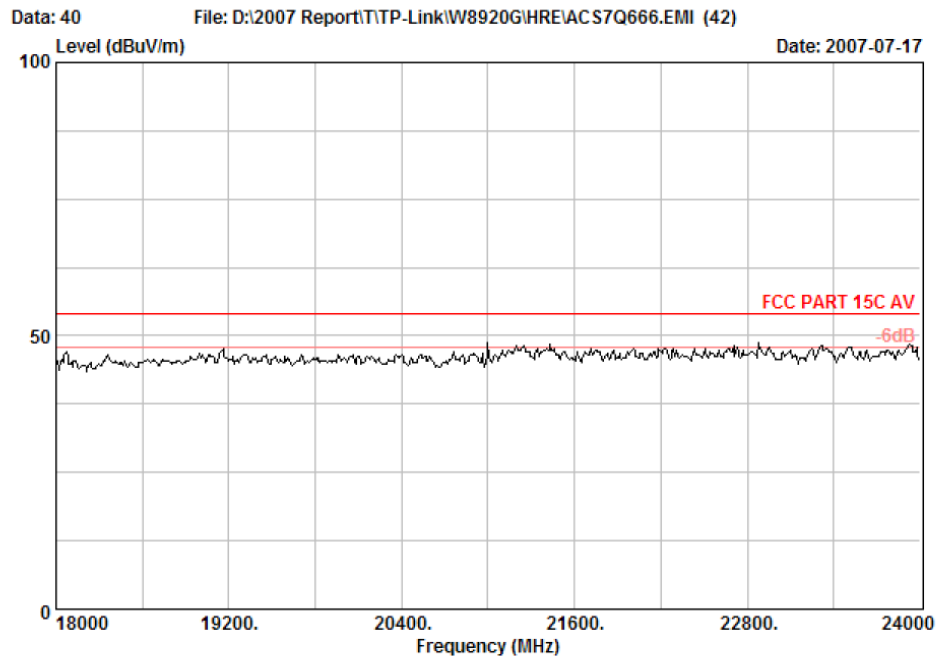
Site no. : Audix No.1 Chamber Data no. : 33  
 Dis. / Ant. : 3m 3115FACTOR Ant. pol. : VERTICAL  
 Limit : FCC PART 15C AV  
 Env. / Ins. : 23°C/54% Engineer : Jamy  
 EUT : 108M Wireless ADSL2+Router M/N:TD-W8920G  
 Power Rating : DC 12V From Adapter 120V/60Hz  
 Test Mode : IEEE 802.11b TX in CH11 2462MHz



No.6 Ke Feng Road,B1:ck 52,  
 ShenZhen Science & Industry Park  
 Noutou, ShenZhen, GuangDong, China  
 Tel:+86-755-26639495-7  
 Fax:+86-755-26632877  
 Postcode:518057



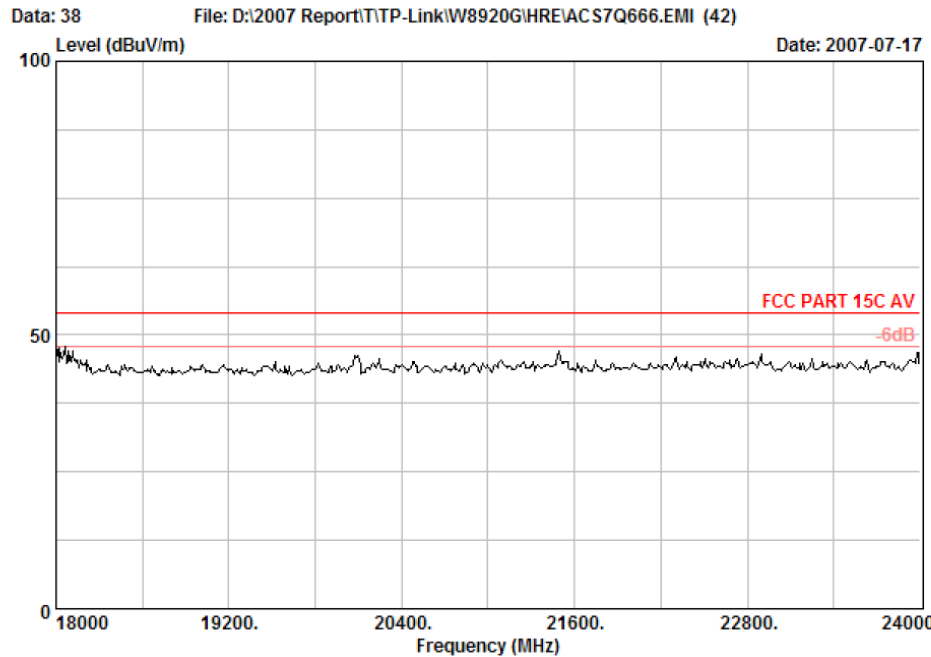
Site no. : Audix No.1 Chamber Data no. : 39  
 Dis. / Ant. : 3m 3115FACTOR Ant. pol. : HORIZONTAL  
 Limit : FCC PART 15C AV  
 Env. / Ins. : 23°C/54% Engineer : Jamy  
 EUT : 108M Wireless ADSL2+Router M/N:TD-W8920G  
 Power Rating : DC 12V From Adapter 120V/60Hz  
 Test Mode : IEEE 802.11g TX in CH1 2412MHz



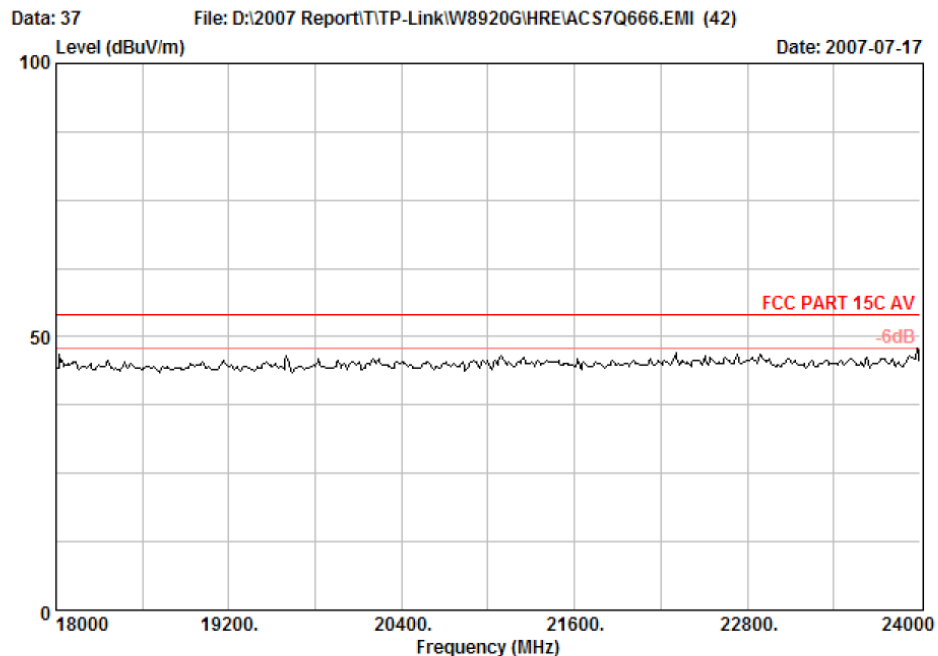
Site no. : Audix No.1 Chamber Data no. : 40  
 Dis. / Ant. : 3m 3115FACTOR Ant. pol. : VERTICAL  
 Limit : FCC PART 15C AV  
 Env. / Ins. : 23°C/54% Engineer : Jamy  
 EUT : 108M Wireless ADSL2+Router M/N:TD-W8920G  
 Power Rating : DC 12V From Adapter 120V/60Hz  
 Test Mode : IEEE 802.11g TX in CH1 2412MHz



No.6 Ke Feng Road,B1:ck 52,  
 ShenZhen Science & Industry Park  
 Noutou, ShenZhen, GuangDong, China  
 Tel:+86-755-26639495-7  
 Fax:+86-755-26632877  
 Postcode:518057



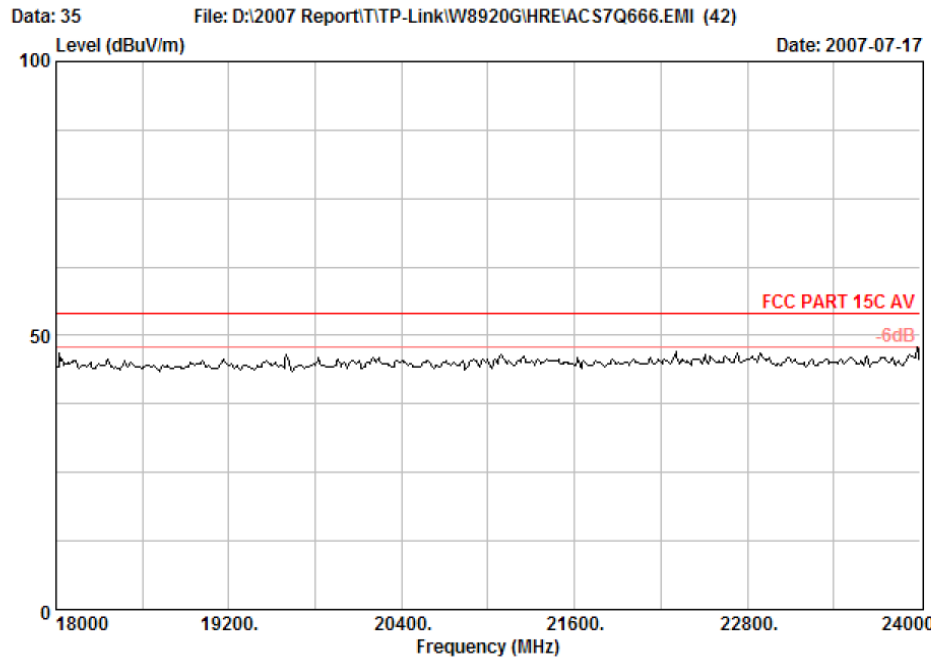
Site no. : Audix No.1 Chamber Data no. : 38  
 Dis. / Ant. : 3m 3115FACTOR Ant. pol. : HORIZONTAL  
 Limit : FCC PART 15C AV  
 Env. / Ins. : 23°C/54% Engineer : Jamy  
 EUT : 108M Wireless ADSL2+Router M/N:TD-W8920G  
 Power Rating : DC 12V From Adapter 120V/60Hz  
 Test Mode : IEEE 802.11g TX in CH7 2442MHz



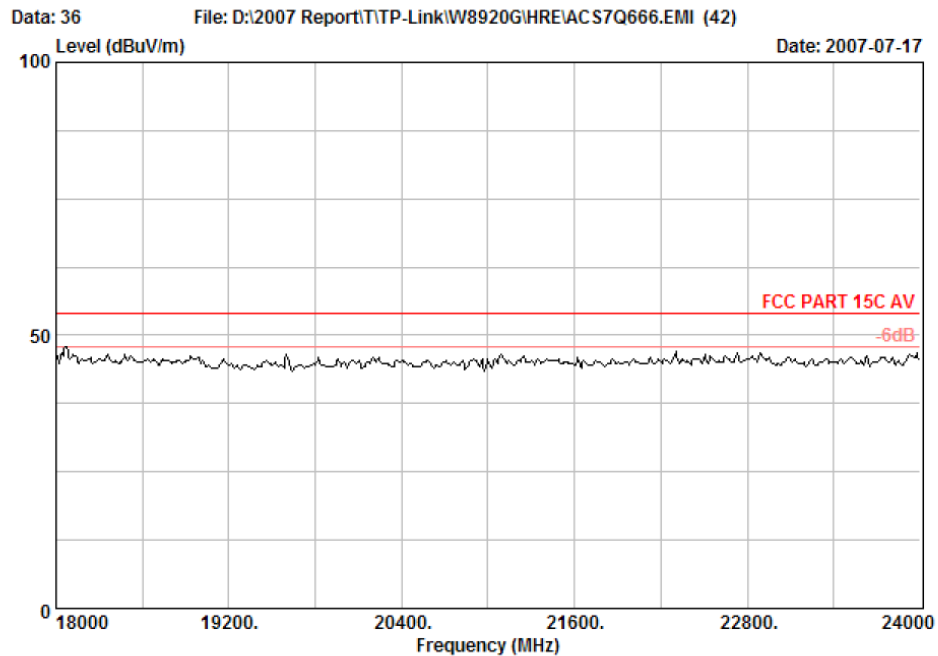
Site no. : Audix No.1 Chamber Data no. : 37  
 Dis. / Ant. : 3m 3115FACTOR Ant. pol. : VERTICAL  
 Limit : FCC PART 15C AV  
 Env. / Ins. : 23°C/54% Engineer : Jamy  
 EUT : 108M Wireless ADSL2+Router M/N:TD-W8920G  
 Power Rating : DC 12V From Adapter 120V/60Hz  
 Test Mode : IEEE 802.11g TX in CH7 2442MHz



No.6 Ke Feng Road,Block 52,  
ShenZhen Science & Industry Park  
Noutou, ShenZhen, GuangDong, China  
Tel:+86-755-26639495-7  
Fax:+86-755-26632877  
Postcode:518057



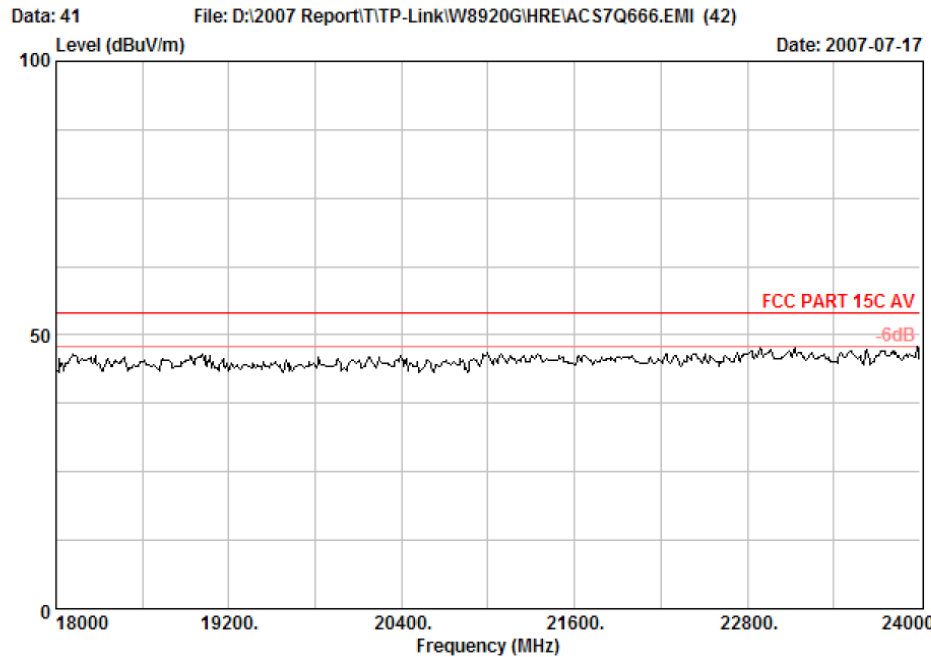
Site no. : Audix No.1 Chamber Data no. : 35  
 Dis. / Ant. : 3m 3115FACTOR Ant. pol. : HORIZONTAL  
 Limit : FCC PART 15C AV  
 Env. / Ins. : 23°C/54% Engineer : Jamy  
 EUT : 108M Wireless ADSL2+Router M/N:TD-W8920G  
 Power Rating : DC 12V From Adapter 120V/60Hz  
 Test Mode : IEEE 802.11g TX in CH11 2462MHz



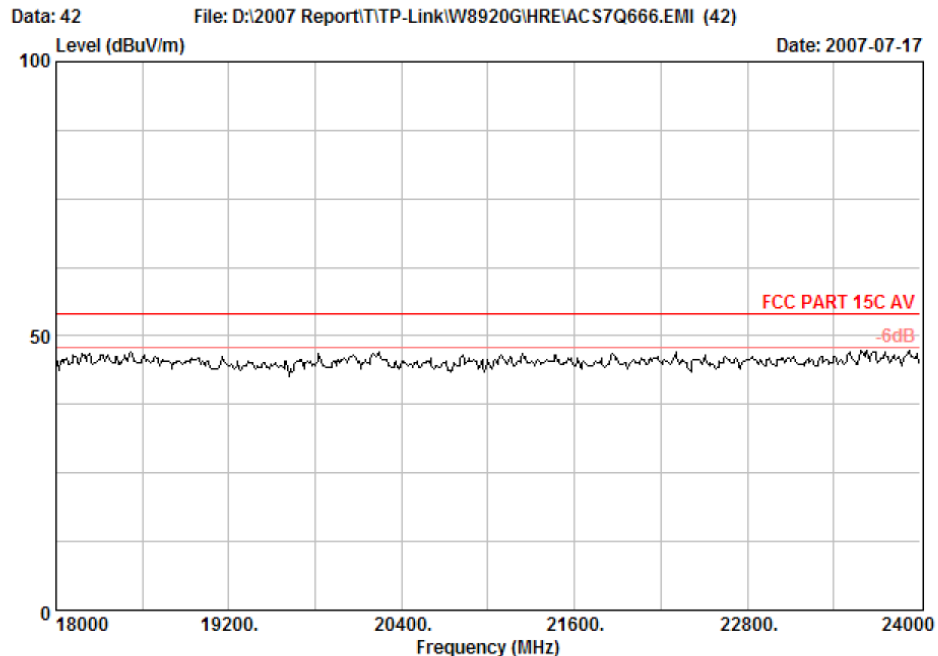
Site no. : Audix No.1 Chamber Data no. : 36  
 Dis. / Ant. : 3m 3115FACTOR Ant. pol. : VERTICAL  
 Limit : FCC PART 15C AV  
 Env. / Ins. : 23°C/54% Engineer : Jamy  
 EUT : 108M Wireless ADSL2+Router M/N:TD-W8920G  
 Power Rating : DC 12V From Adapter 120V/60Hz  
 Test Mode : IEEE 802.11g TX in CH11 2462MHz



No.6 Ke Feng Road,B1:ck 52,  
 ShenZhen Science & Industry Park  
 Noutou, ShenZhen, GuangDong, China  
 Tel:+86-755-26639495-7  
 Fax:+86-755-26632877  
 Postcode:518057



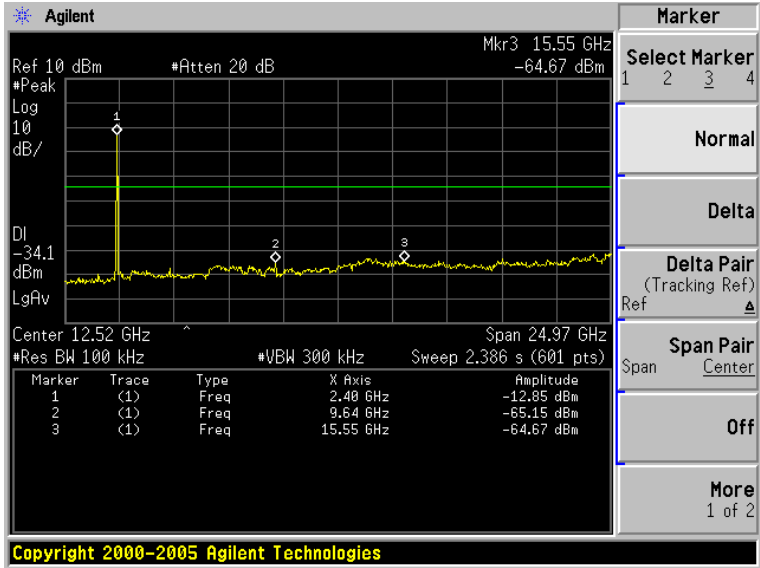
Site no. : Audix No.1 Chamber Data no. : 41  
 Dis. / Ant. : 3m 3115FACTOR Ant. pol. : HORIZONTAL  
 Limit : FCC PART 15C AV  
 Env. / Ins. : 23°C/54% Engineer : Jamy  
 EUT : 108M Wireless ADSL2+Router M/N:TD-W8920G  
 Power Rating : DC 12V From Adapter 120V/60Hz  
 Test Mode : IEEE 802.11g Turbo TX in CH6 2437MHz



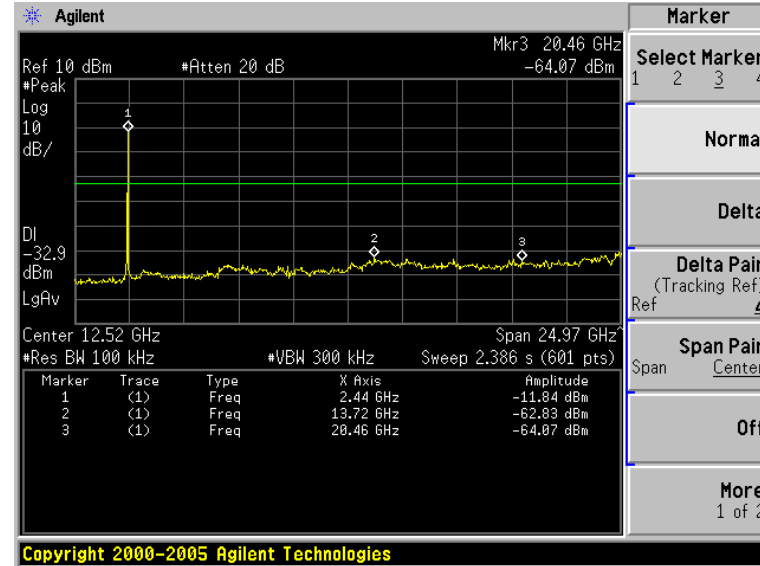
Site no. : Audix No.1 Chamber Data no. : 42  
 Dis. / Ant. : 3m 3115FACTOR Ant. pol. : VERTICAL  
 Limit : FCC PART 15C AV  
 Env. / Ins. : 23°C/54% Engineer : Jamy  
 EUT : 108M Wireless ADSL2+Router M/N:TD-W8920G  
 Power Rating : DC 12V From Adapter 120V/60Hz  
 Test Mode : IEEE 802.11g Turbo TX in CH6 2437MHz



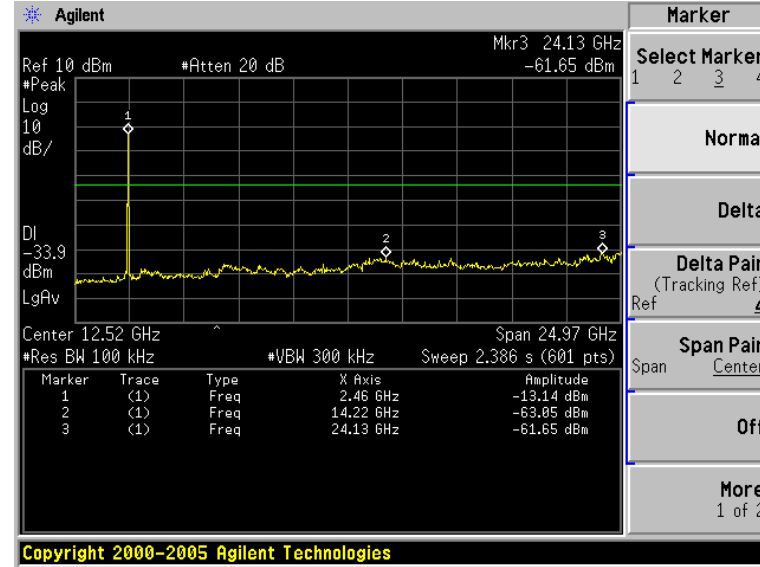
**Conducted emission test data:**  
Test Mode: IEEE 802.11b TX  
Test CH1: 2412MHz



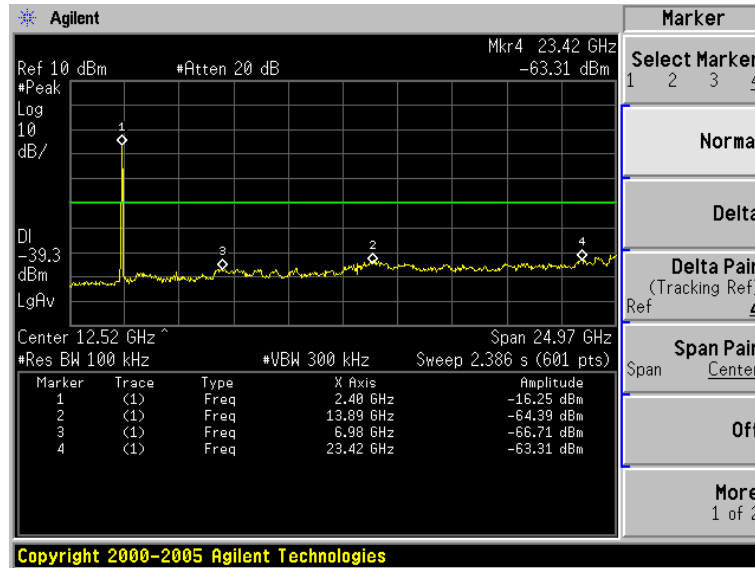
Test CH7: 2442MHz



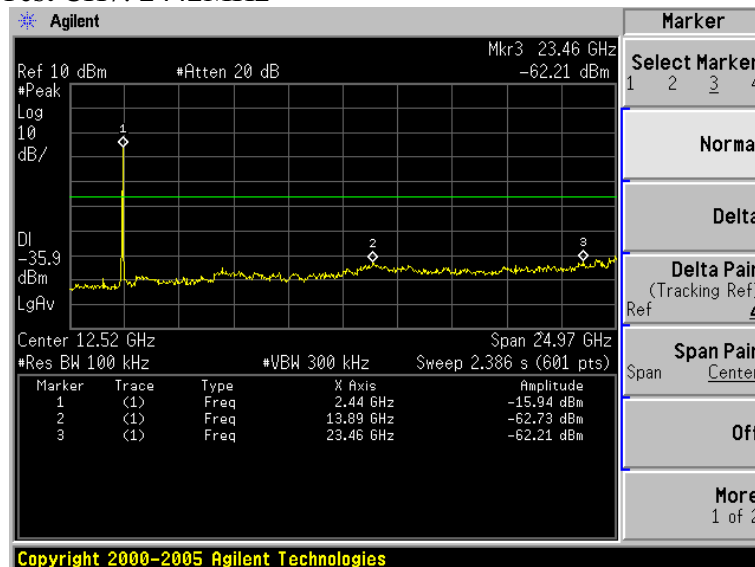
Test CH11: 2462MHz



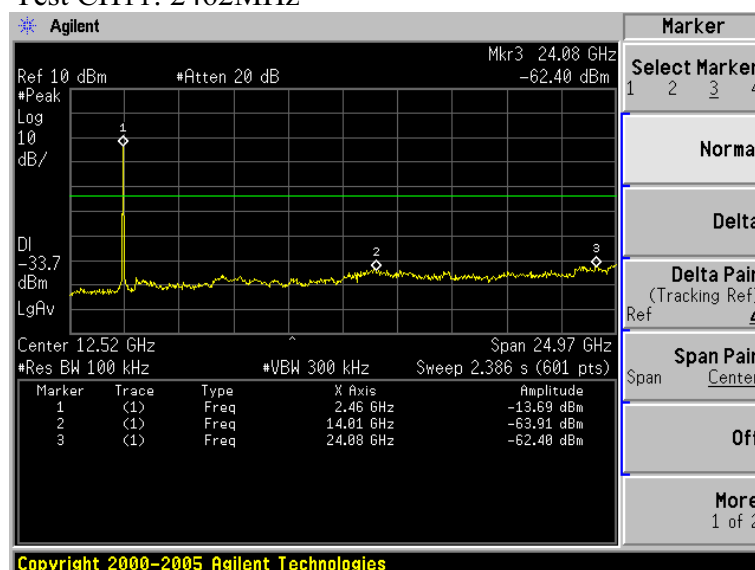
Test Mode: IEEE 802.11g TX  
 Test CH1: 2412MHz



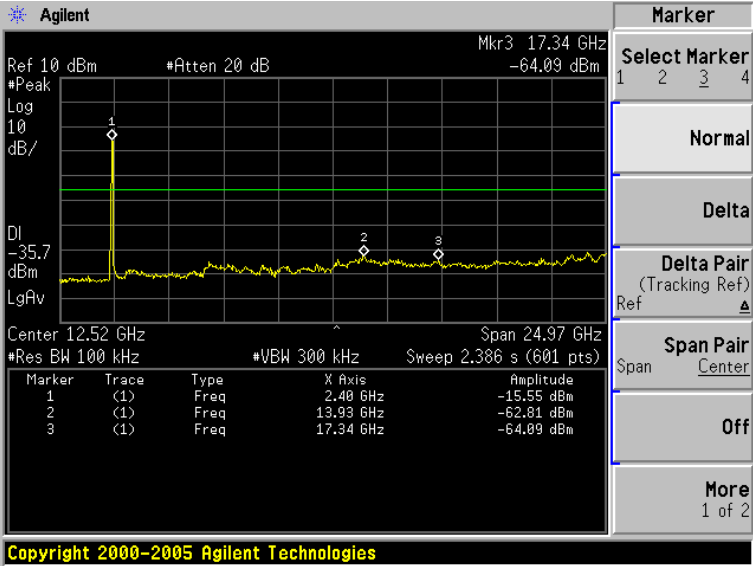
Test CH7: 2442MHz



Test CH11: 2462MHz



Test Mode: IEEE 802.11g Turbo TX  
Test CH6: 2437MHz



## 5. 6dB Bandwidth Test

### 5.1. Test Equipment

Item	Equipment	Manufacturer	Model No.	Serial No.	Last Cal.	Cal. Interval
1	Spectrum Analyzer	Agilent	E4446A	US44300459	May,11, 07	1 Year
2	Attenuator	Agilent	8491B	MY39262165	May,11, 07	1 Year
3	RF Cable	MIYAZAKI	8D-FB	No.3	Jun.06, 07	1/2 Year
4	RF Cable	MIYAZAKI	8D-FB	No.1	Jun.06, 07	1/2 Year

### 5.2. Test Information

EUT:	108M Wireless ADSL2 + Router
M/N:	TD-W8920G
Test Date:	Jul.07, 2007
Ambient Temperature:	24°C
Relative Humidity:	54%
Test standard:	FCC PART 15C: 15.247
Test mode:	IEEE 802.11b TX/ IEEE 802.11g TX/ IEEE 802.11g Turbo TX
Test Frequency:	CH1: 2412MHz CH7: 2442MHz CH11: 2462MHz CH6: 2437MHz
Tested By:	Jamy

### 5.3. Test Procedure

The transmitter output was connected to a spectrum analyzer via a Attenuator . The bandwidth of the fundamental frequency was measured by spectrum analyzer with 100 KHz RBW and 100 KHz VBW. The 6dB bandwidth is defined as the total spectrum the power of which is higher than peak power minus 6dB.

#### 5.4. Test Results

Test Mode: IEEE 802.11b TX

CH	6dB Bandwidth (MHz)	Limit	Conclusion
1	12.52	>500	PASS
7	12.8	>500	PASS
11	12.53	>500	PASS

Test Mode: IEEE 802.11g TX

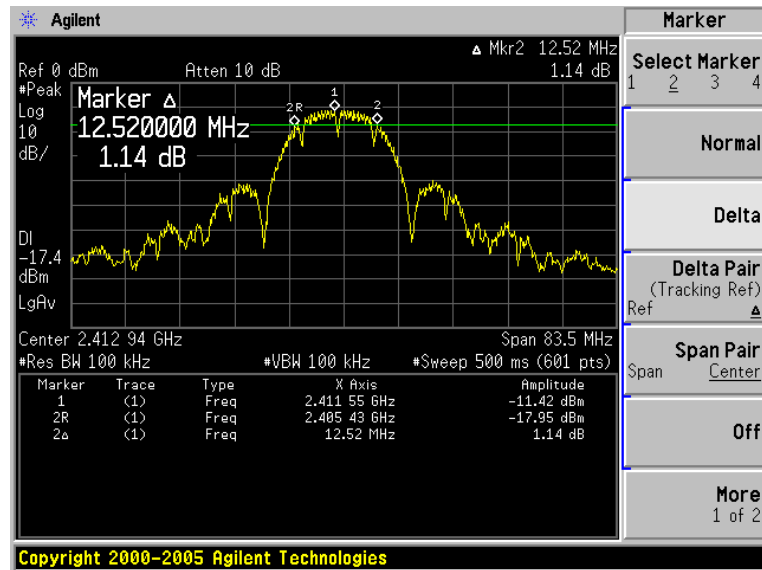
CH	6dB Bandwidth (MHz)	Limit	Conclusion
1	16.7	>500	PASS
7	16.7	>500	PASS
11	16.8	>500	PASS

Test Mode: IEEE 802.11g Turbo TX

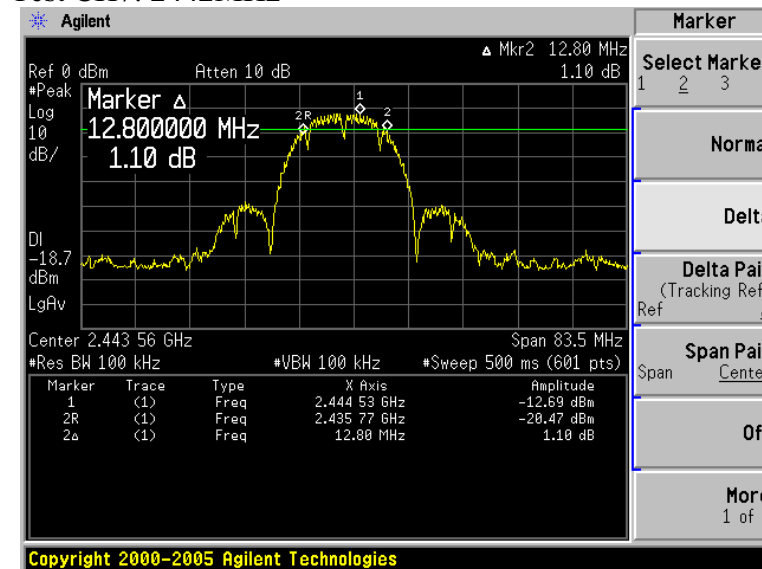
CH	6dB Bandwidth (MHz)	Limit	Conclusion
6	33.0	>500	PASS

Test Mode: IEEE 802.11b TX

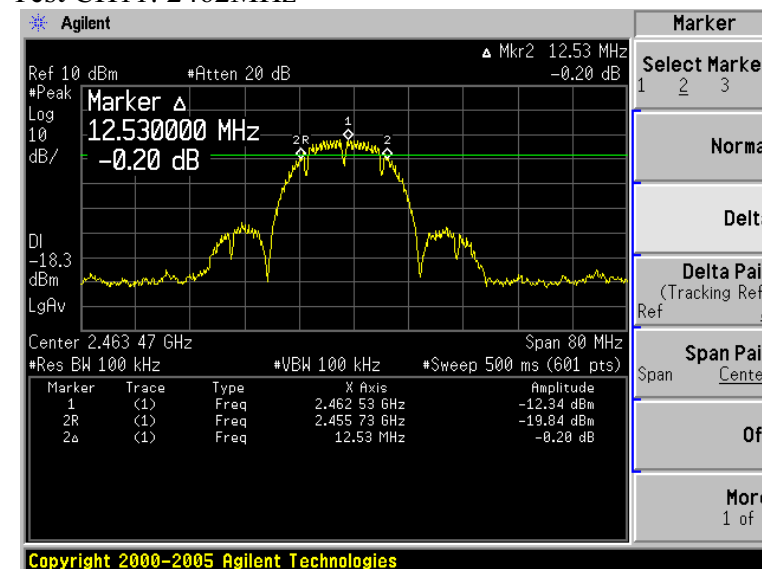
Test CH1: 2412MHz



Test CH7: 2442MHz

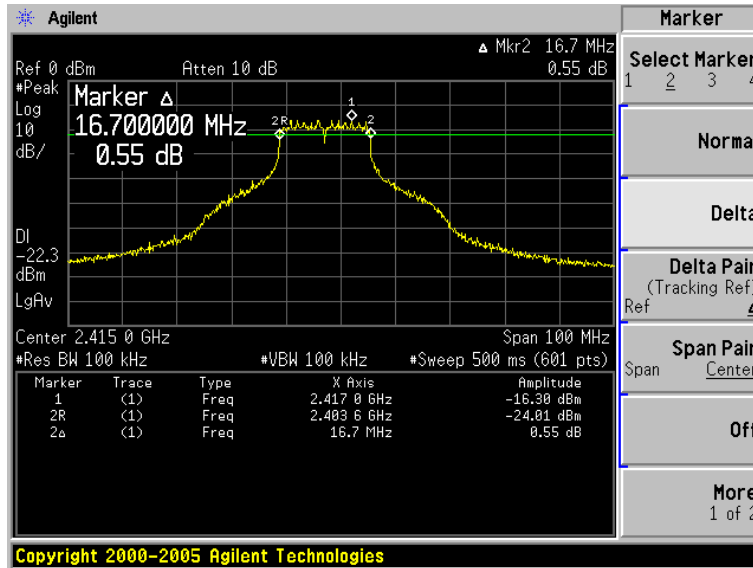


Test CH11: 2462MHz

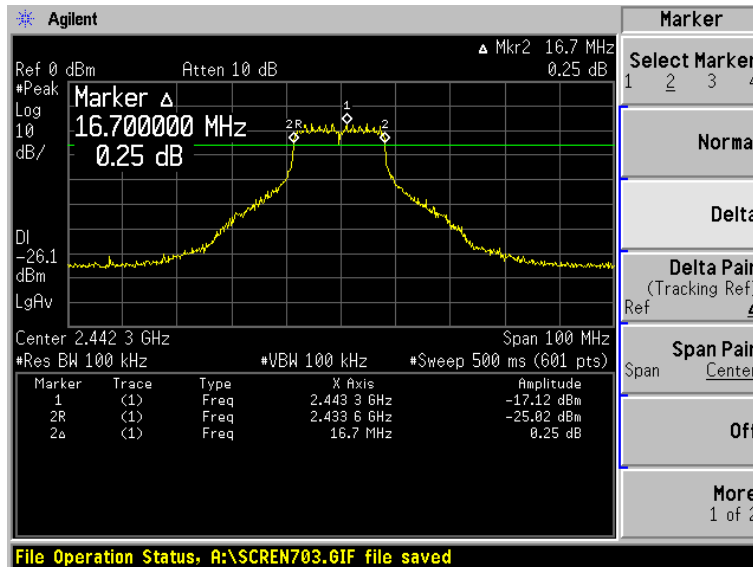




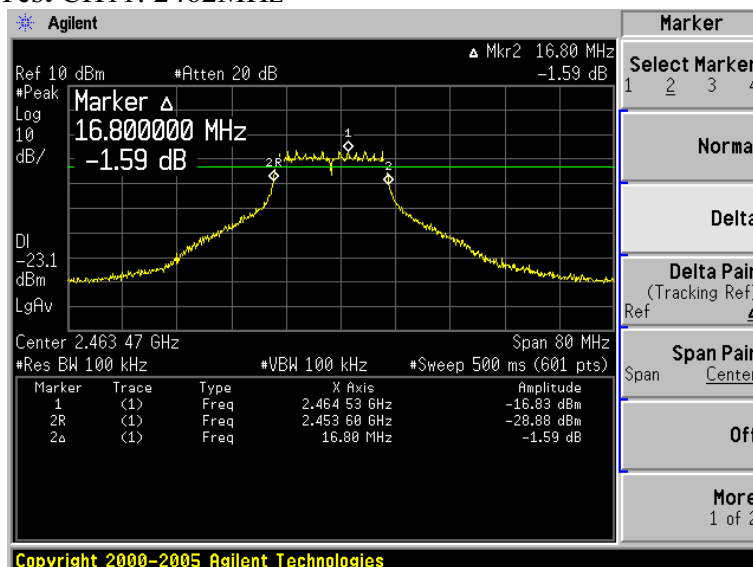
Test Mode: IEEE 802.11g TX  
 Test CH1: 2412MHz



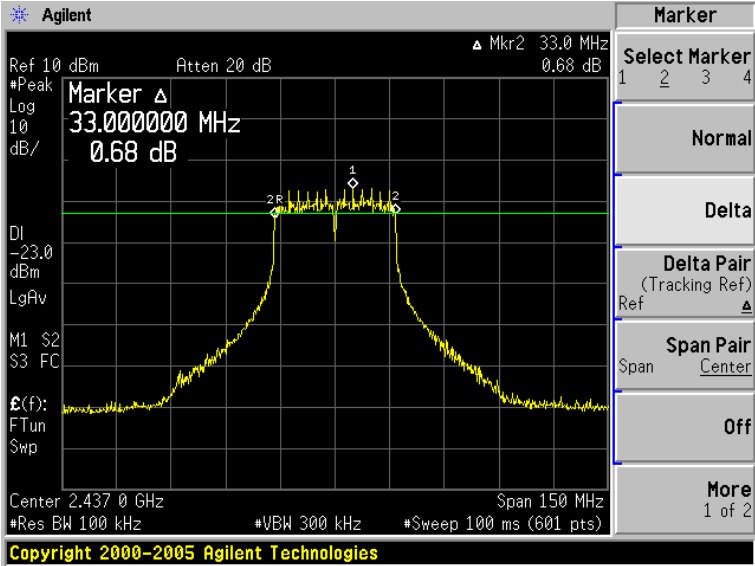
Test CH7: 2442MHz



Test CH11: 2462MHz



Test Mode: IEEE 802.11g Turbo TX  
Test CH6: 2437MHz



## 6. OUTPUT POWER TEST

### 6.1. Test Equipment

Item	Equipment	Manufacturer	Model No.	Serial No.	Last Cal.	Cal. Interval
1	Power meter	Anritsu	ML2487A	6K00002472	May,11, 07	1 Year
2	Attenuator	Agilent	8491B	MY39262165	May,11, 07	1 Year
3	RF Cable	MIYAZAKI	8D-FB	No.3	Jun.06, 07	1/2 Year
4.	RF Cable	MIYAZAKI	8D-FB	No.1	Jun.06, 07	1/2 Year

### 6.2. Test Information

EUT:	108M Wireless ADSL2 + Router
M/N:	TD-W8920G
Test Date:	Jul.10, 2007
Ambient Temperature:	23°C
Relative Humidity:	60%
Test standard:	FCC PART 15C: 15.247
Test mode:	IEEE 802.11b TX/ IEEE 802.11g TX/ IEEE 802.11g Turbo TX
Test Frequency:	CH1: 2412MHz CH7: 2442MHz CH11: 2462MHz CH6: 2437MHz
Tested By:	Jamy

### 6.3. Test Procedure

The transmitter output was connected to a power meter via a Attenuator, use the power meter to read out the peak out put power.

## 6.4. Test Results

Test mode: IEEE 802.11b TX

Test CH	Read(PK) (dBm)	Cable loss(dB)	Atten loss (dB)	Result (dBm)	Limit (dBm)	Conclusion
1	1.39	1	20	22.39	30	<b>PASS</b>
7	0.7	1	20	21.7	30	<b>PASS</b>
11	0.29	1	20	21.29	30	<b>PASS</b>

Test mode: IEEE 802.11g TX

Test CH	Read (dBm)	Cable loss(dB)	Atten loss (dB)	Result (dBm)	Limit (dBm)	Conclusion
1	2.6	1	20	23.6	30	<b>PASS</b>
7	2.58	1	20	23.58	30	<b>PASS</b>
11	2.45	1	20	23.45	30	<b>PASS</b>

Test mode: IEEE 802.11g Turbo TX

Test CH	Read (dBm)	Cable loss(dB)	Atten loss (dB)	Result (dBm)	Limit (dBm)	Conclusion
6	2.43	1	20	23.43	30	<b>PASS</b>

## 7. BAND EDGE COMPLIANCE TEST

### 7.1. Test Equipment

Item	Equipment	Manufacturer	Model No.	Serial No.	Last Cal.	Cal. Interval
1	Spectrum Analyzer	Agilent	E4446A	US44300459	May,11, 07	1 Year
2	Attenuator	Agilent	8491B	MY39262165	May,11, 07	1 Year
3	RF Cable	MIYAZAKI	8D-FB	No.3	Jun.06, 07	1/2 Year
4	RF Cable	MIYAZAKI	8D-FB	No.1	Jun.06, 07	1/2 Year

### 7.2. Test Information

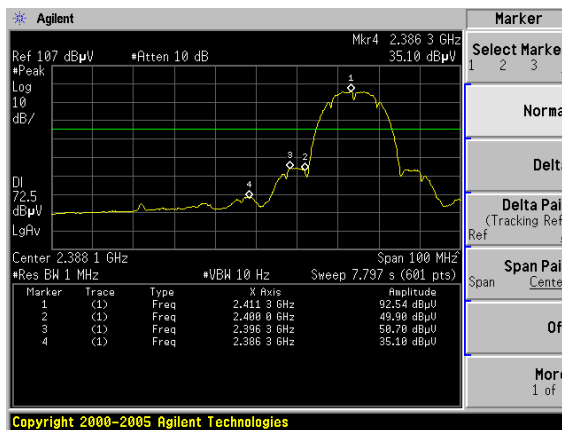
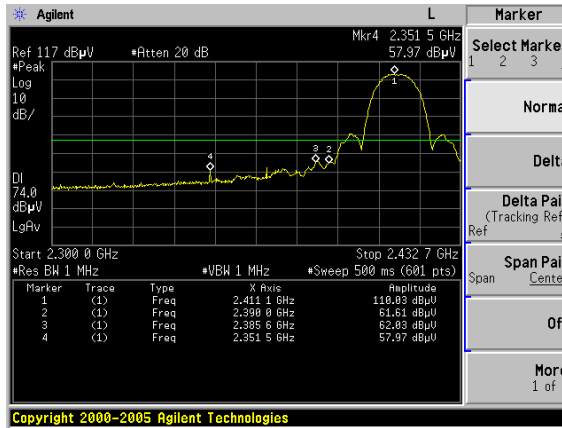
EUT:	108M Wireless ADSL2 + Router
M/N:	TD-W8920G
Test Date:	Jul.07, 2007
Ambient Temperature:	24°C
Relative Humidity:	54%
Test standard:	FCC PART 15C: 15.247
Test mode:	IEEE 802.11b TX/ IEEE 802.11g TX/ IEEE 802.11g Turbo TX
Test Frequency:	CH1: 2412MHz CH11: 2462MHz CH6: 2437MHz
Test By:	Jamy

### 7.3. Test Results

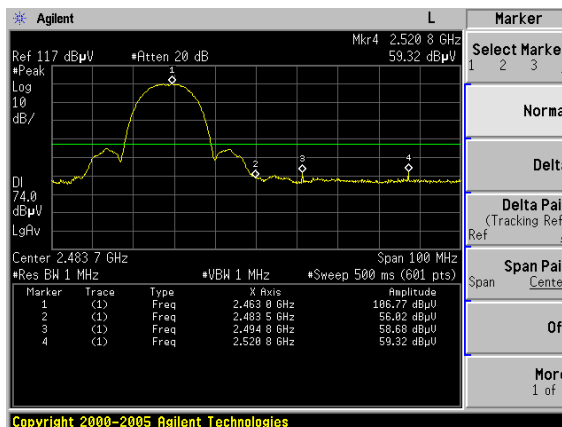
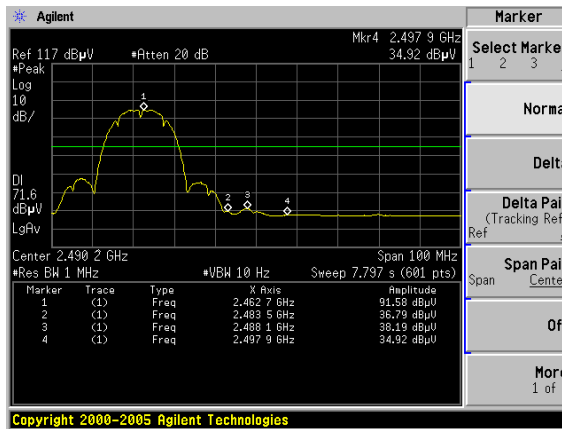
Pass

Test mode: IEEE 802.11b TX

CH1: 2412MHz

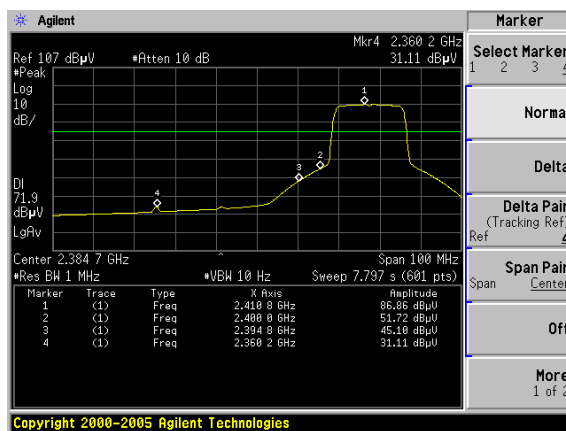
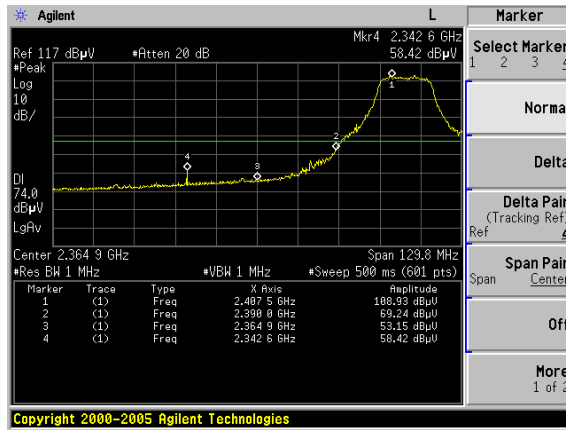


CH11: 2462MHz

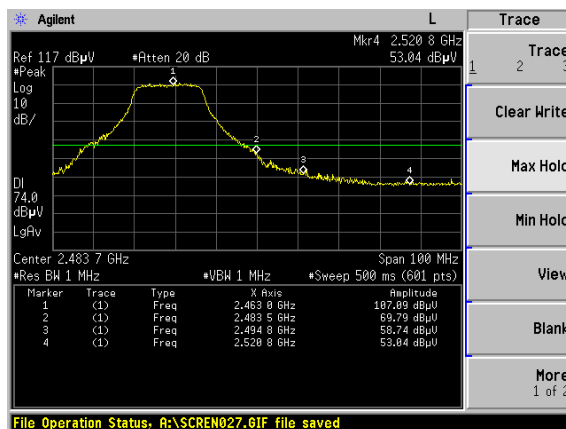
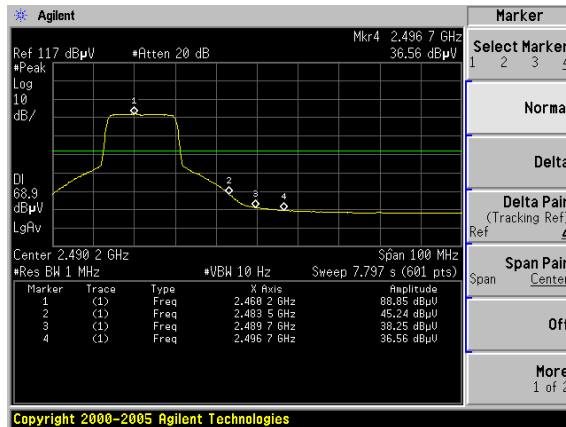




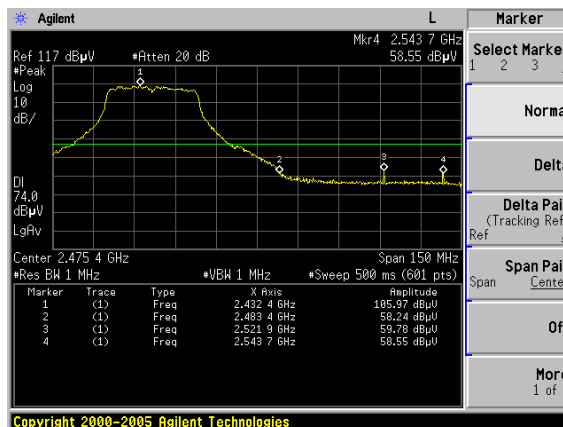
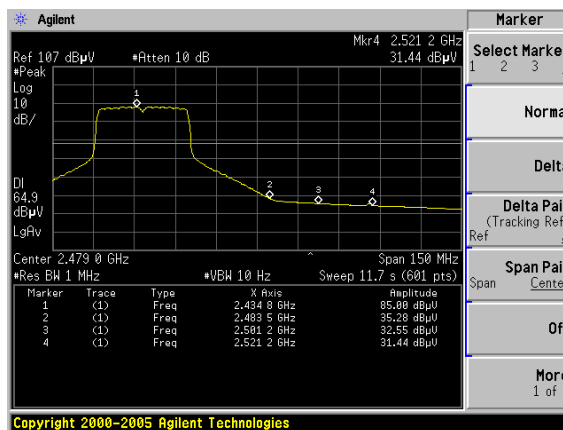
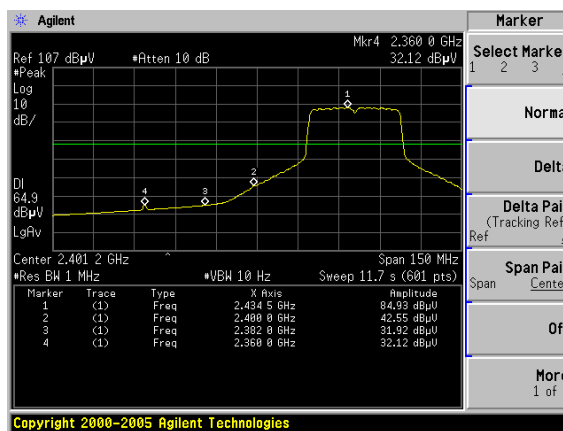
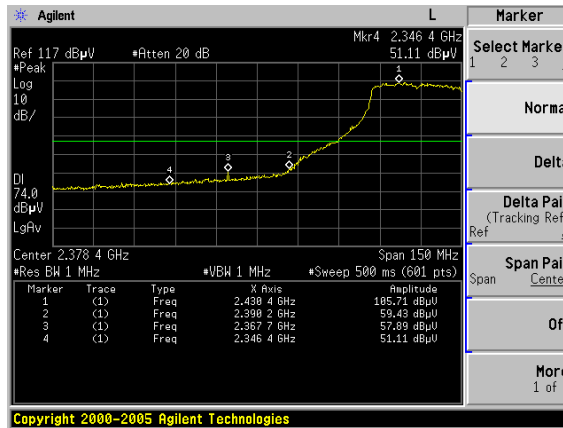
Test mode: IEEE 802.11g TX  
CH1: 2412MHz



CH11: 2462MHz



Test mode: IEEE 802.11g Turbo TX  
CH6: 2437MHz



## 8. POWER SPECTRAL DENSITY TEST

### 8.1. Test Equipment

Item	Equipment	Manufacturer	Model No.	Serial No.	Last Cal.	Cal. Interval
1	Spectrum Analyzer	Agilent	E4446A	US44300459	May,11, 07	1 Year
2	Attenuator	Agilent	8491B	MY39262165	May,11, 07	1 Year
3	RF Cable	MIYAZAKI	8D-FB	No.3	Jun.06, 07	1/2 Year
4	RF Cable	MIYAZAKI	8D-FB	No.1	Jun.06, 07	1/2 Year

### 8.2. Test Information

EUT:	108M Wireless ADSL2 + Router
M/N:	TD-W8920G
Test Date:	Jul.10, 2007
Ambient Temperature:	24°C
Relative Humidity:	54%
Test standard:	FCC PART 15C: 15.247
Test mode:	IEEE 802.11b TX/ IEEE 802.11g TX/ IEEE 802.11g Turbo TX
Test Frequency:	CH1: 2412MHz CH7: 2442MHz CH11: 2462MHz CH6: 2437MHz
Test By:	Jamy

### 8.3. Test Procedure

The transmitter output was connected to a spectrum analyzer via a Attenuator . The power density was measured by spectrum analyzer with 3 KHz RBW and 30KHz VBW, sweep time=span/3KHz.

## 8.4. Test Results

Test mode: IEEE 802.11b TX

Test CH	Read(PK) (dBm/3KHz)	Cable loss(dB)	Atten loss (dB)	Result (dBm/3KHz)	Limit (dBm/3KHz)	Conclusion
1	-21.76	1	20	-0.76	8	<b>PASS</b>
7	-26.56	1	20	-5.56	8	<b>PASS</b>
11	-25.03	1	20	-4.03	8	<b>PASS</b>

Test mode: IEEE 802.11g TX

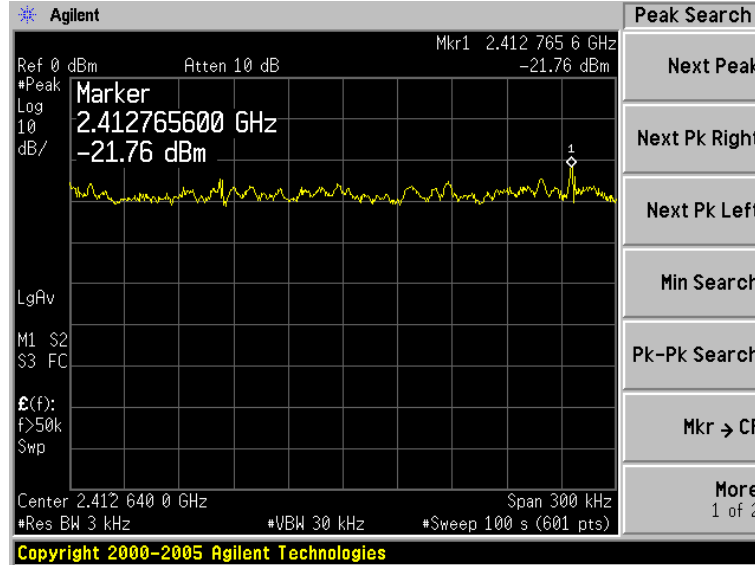
Test CH	Read (dBm/3KHz)	Cable loss(dB)	Atten loss (dB)	Result (dBm)	Limit (dBm)	Conclusion
1	-29.83	1	20	-8.83	8	<b>PASS</b>
7	-30.79	1	20	-9.79	8	<b>PASS</b>
11	-29.58	1	20	-8.58	8	<b>PASS</b>

Test mode: IEEE 802.11g Turbo TX

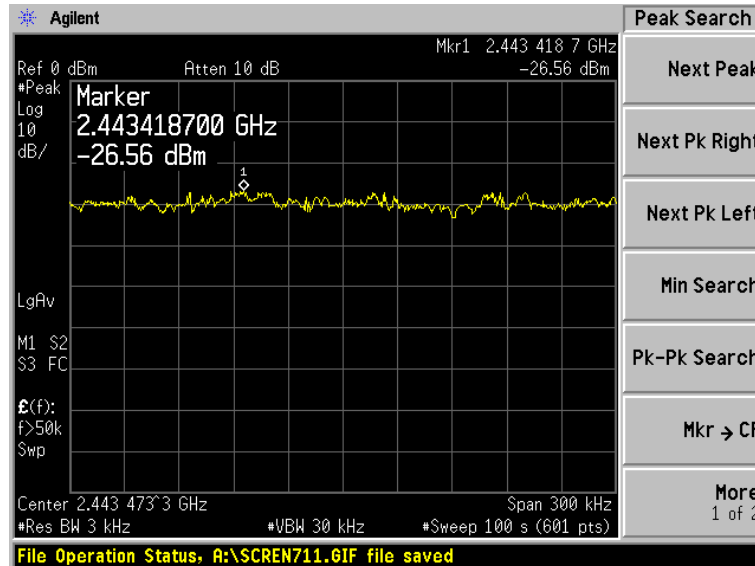
Test CH	Read (dBm/3KHz)	Cable loss(dB)	Atten loss (dB)	Result (dBm)	Limit (dBm)	Conclusion
6	-33.94	1	20	-12.94	8	<b>PASS</b>

Test Mode: IEEE 802.11b TX

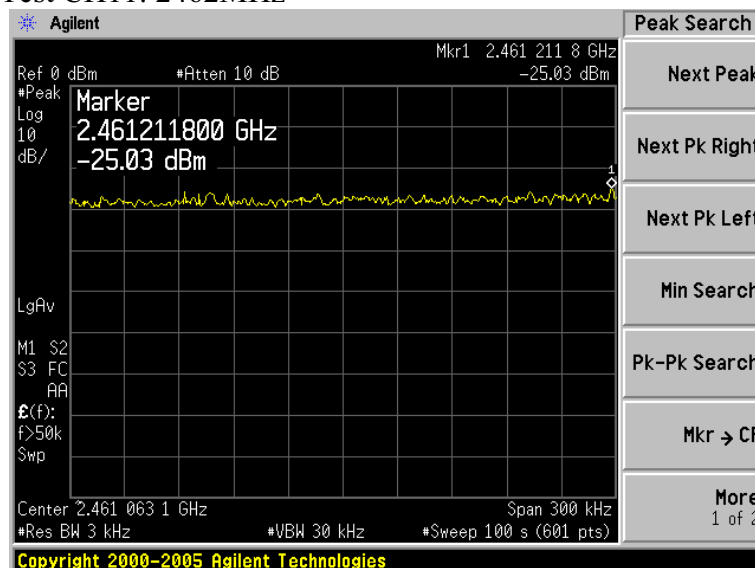
Test CH1: 2412MHz



Test CH7: 2442MHz

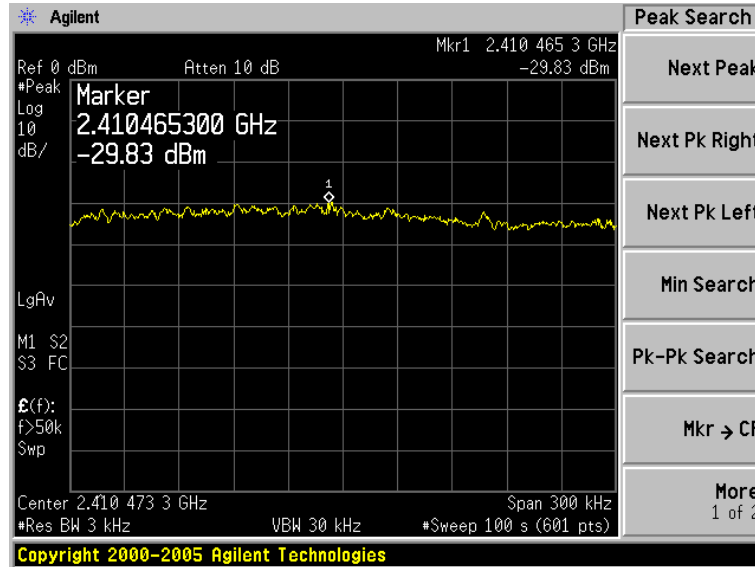


Test CH11: 2462MHz

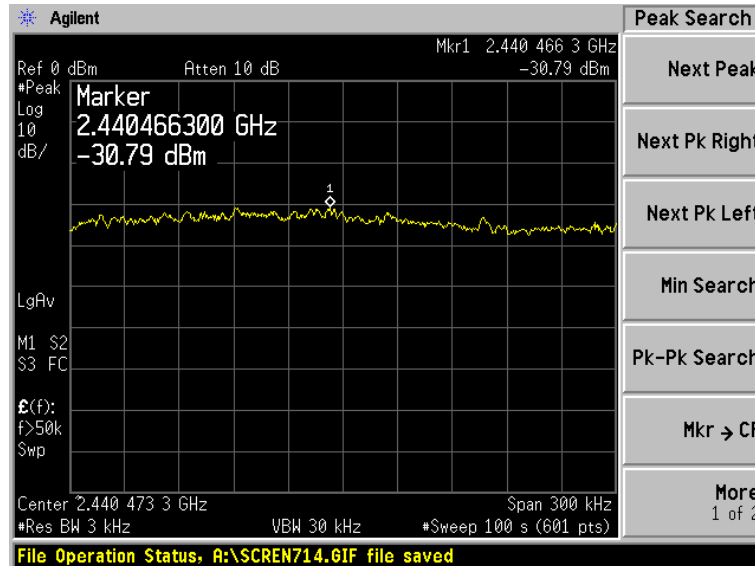


Test Mode: IEEE 802.11g TX

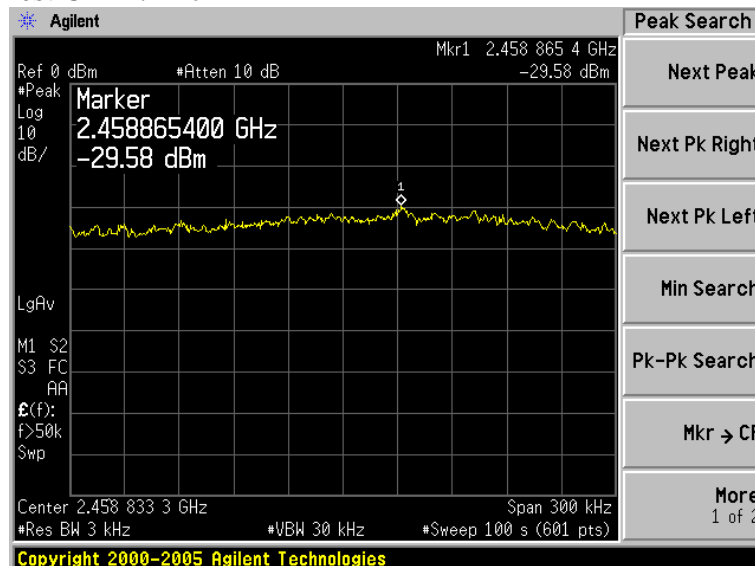
Test CH1: 2412MHz



Test CH7: 2442MHz

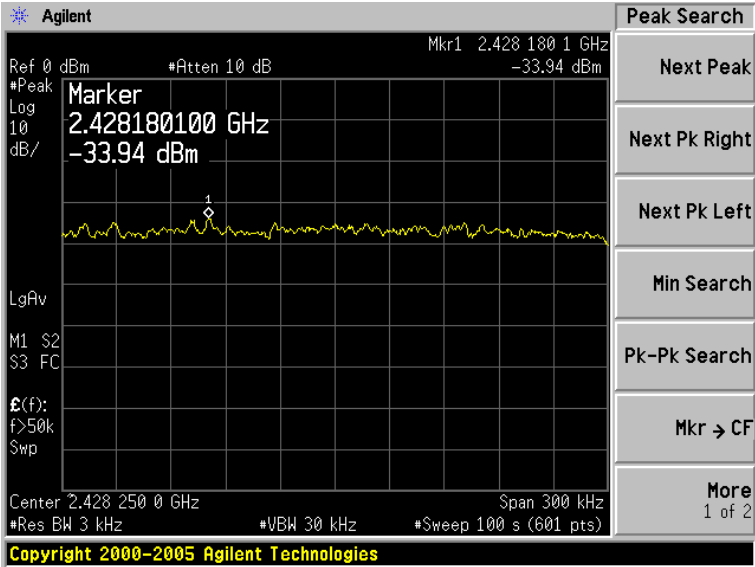


Test CH11: 2462MHz





Test Mode: IEEE 802.11g Turbo TX  
Test CH6: 2437MHz



## **10. ANTENNA REQUIREMENT**

### **10.1 STANDARD APPLICABLE**

For intentional device, according to FCC 47 CFR Section 15.203, an intentional radiator shall be designed to ensure that no antenna other than that furnished by the responsible party shall be used with the device. And according to FCC 47 CFR Section 15.247 (b), if transmitting antennas of directional gain greater than 6dBi are used, the power shall be reduced by the amount in dB that the directional gain of the antenna exceeds 6dBi.

### **10.2 ANTENNA CONNECTED CONSTRUCTION**

The antenna used for this product is designed that no antenna other than that furnished by the responsible party shall be used with the device . The maximum peak Gain of this antenna is only 3 dBi.

## **11.DEVIATION TO TEST SPECIFICATIONS**

[ NONE]