

Appendix D. Photographs of the Test Set-Up






Photo 1: Horizontal-Up_0°_0.5cm	Photo 2: Horizontal-Down_0°_0.5cm
 A photograph showing a black device mounted on a white surface, viewed from a low angle looking up. The device is oriented horizontally, and the camera is positioned 0.5cm above it, looking up at a 0-degree angle.	 A photograph showing a black device mounted on a white surface, viewed from a low angle looking up. The device is oriented horizontally, and the camera is positioned 0.5cm above it, looking down at a 0-degree angle.
Photo 3: Vertical-Front_0°_0.5cm	Photo 4: Vertical-Back_0°_0.5cm
 A photograph showing a black device mounted on a white surface, viewed from a low angle looking up. The device is oriented vertically, and the camera is positioned 0.5cm in front of it, looking forward at a 0-degree angle.	 A photograph showing a black device mounted on a white surface, viewed from a low angle looking up. The device is oriented vertically, and the camera is positioned 0.5cm behind it, looking back at a 0-degree angle.
Photo 5: Tip-Side_0°_0.5cm	
 A photograph showing a black device mounted on a white surface, viewed from a low angle looking up. The device is oriented vertically, and the camera is positioned 0.5cm to the side of the tip, looking at a 0-degree angle.	

Photo 6: Horizontal-Up_90°_0.5cm



Photo 7: Horizontal-Down_90°_0.5cm



Photo 8: Vertical-Front_90°_0.5cm



Photo 9: Vertical-Back_90°_0.5cm




Photo 10: Tip-Side_90°_0.5cm



Photo 11: Horizontal-Up_175°_0.5cm



Photo 12: Horizontal-Down_175°_0.5cm



Photo 13: Vertical-Front_175°_0.5cm




Photo 14: Vertical-Back_175°_0.5cm




Photo 15: Tip-Side_175°_0.5cm

