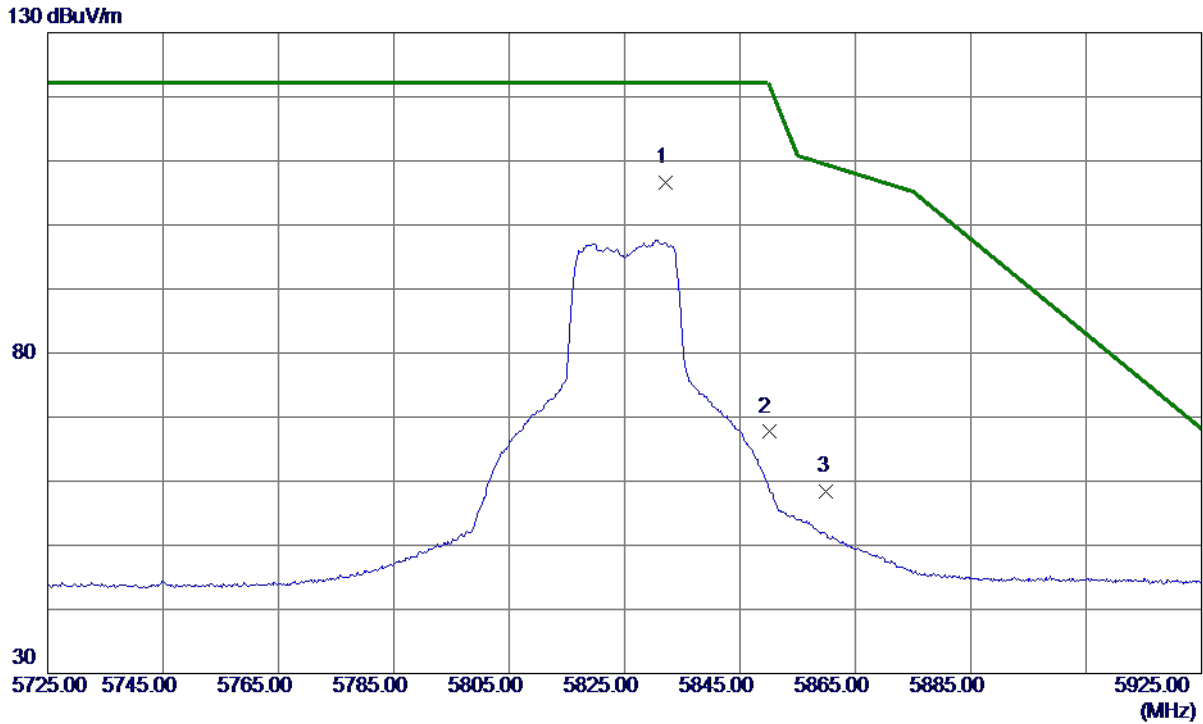


Orthogonal Axis	X
Test Mode	UNII-3_TX N (HT20) Mode 5825 MHz

**Vertical**



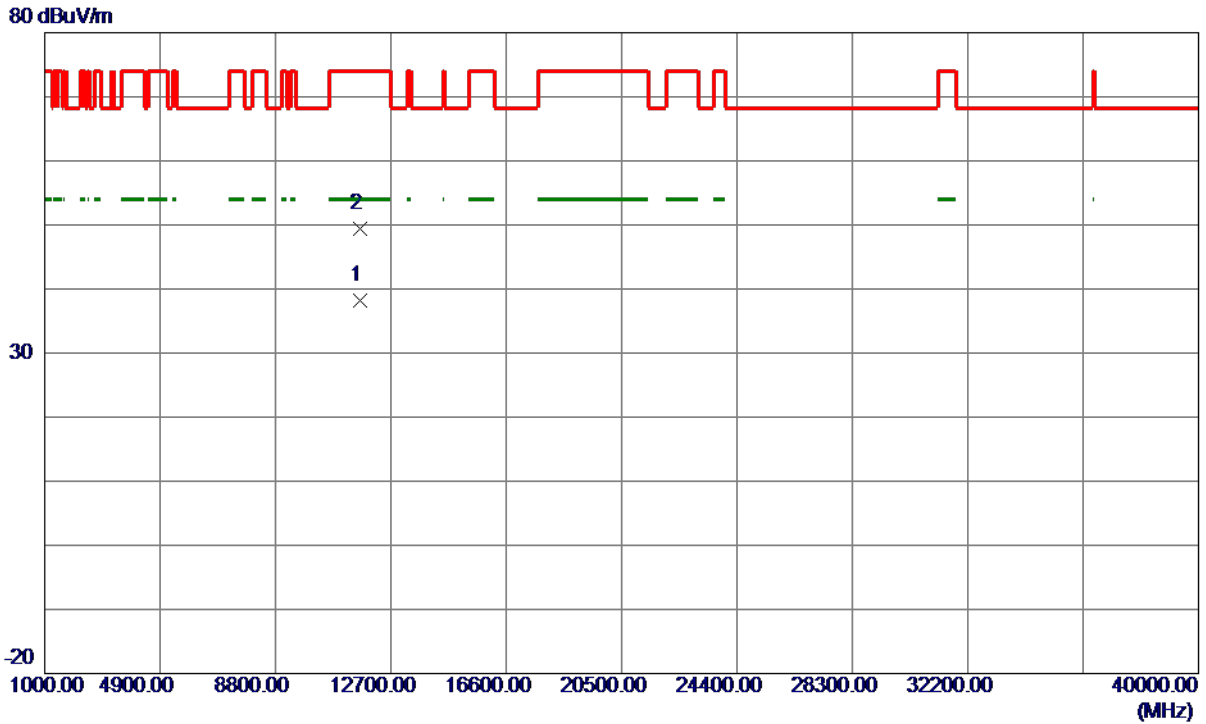
No.	Freq. MHz	Reading Level dBuV/m	Correct Factor dB	Measure ment dBuV/m	Limit dBuV/m	Margin dB	Detector	Comment
1 *	5832.1000	90.46	16.07	106.53	122.20	-15.67	Peak	No Limit
2	5850.0000	51.62	16.08	67.70	122.20	-54.50	Peak	
3	5860.0000	42.40	16.08	58.48	109.40	-50.92	Peak	

**REMARKS:**

- (1) Measurement Value = Reading Level + Correct Factor.
- (2) Margin Level = Measurement Value - Limit Value.

Orthogonal Axis	X
Test Mode	UNII-3_TX N (HT20) Mode 5825 MHz

**Vertical**



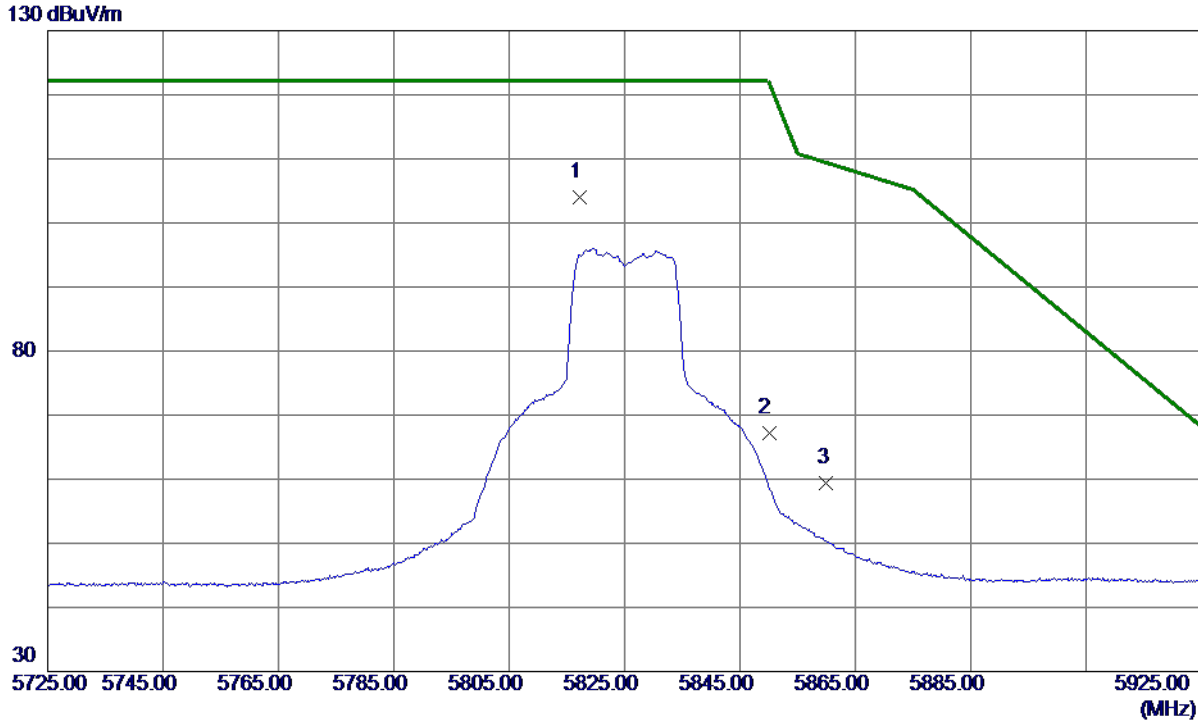
No.	Freq. MHz	Reading Level dBuV/m	Correct Factor dB	Measure ment dBuV/m	Limit dBuV/m	Margin dB	Detector	Comment
1 *	11650.4600	27.22	11.02	38.24	54.00	-15.76	AVG	
2	11659.4100	38.29	11.03	49.32	74.00	-24.68	Peak	

**REMARKS:**

- (1) Measurement Value = Reading Level + Correct Factor.
- (2) Margin Level = Measurement Value - Limit Value.

Orthogonal Axis	X
Test Mode	UNII-3_TX N (HT20) Mode 5825 MHz

**Horizontal**



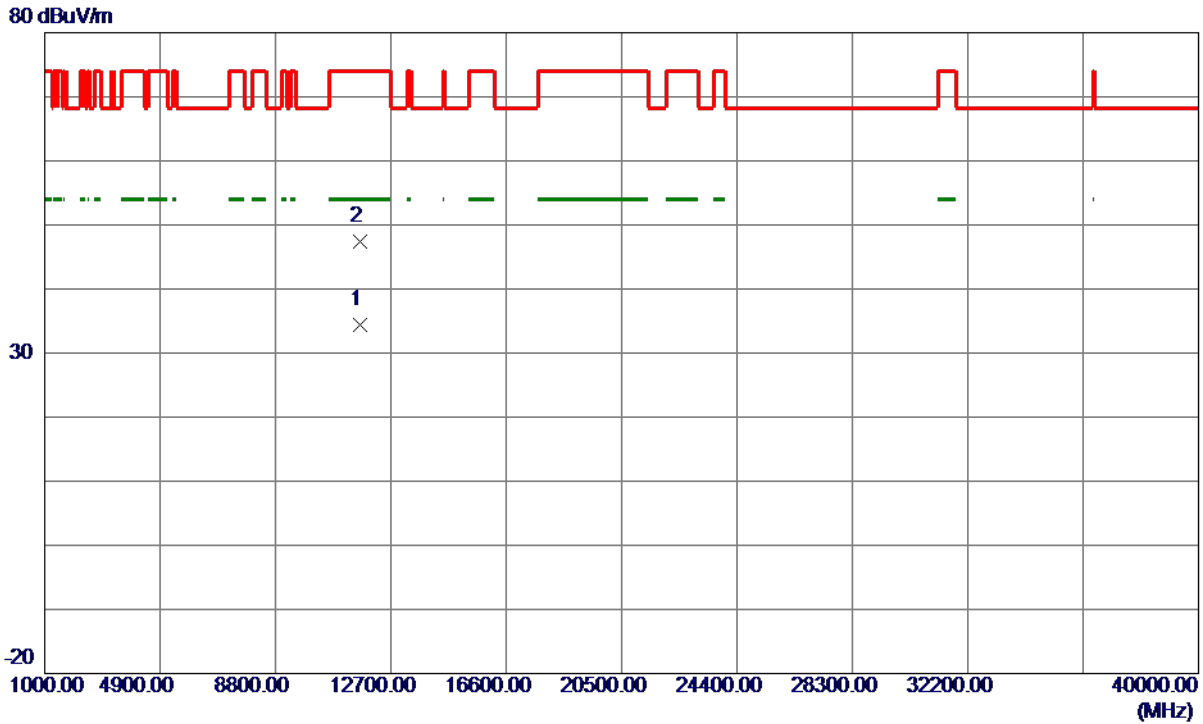
No.	Freq. MHz	Reading Level dBuV/m	Correct Factor dB	Measure ment dBuV/m	Limit dBuV/m	Margin dB	Detector	Comment
1 *	5817.3000	93.09	10.95	104.04	122.20	-18.16	Peak	No Limit
2	5850.0000	56.17	10.96	67.13	122.20	-55.07	Peak	
3	5860.0000	48.49	10.96	59.45	109.40	-49.95	Peak	

**REMARKS:**

- (1) Measurement Value = Reading Level + Correct Factor.
- (2) Margin Level = Measurement Value - Limit Value.

Orthogonal Axis	X
Test Mode	UNII-3_TX N (HT20) Mode 5825 MHz

**Horizontal**



No.	Freq. MHz	Reading Level dBuV/m	Correct Factor dB	Measure ment dBuV/m	Limit dBuV/m	Margin dB	Detector	Comment
1 *	11650.2800	23.44	11.02	34.46	54.00	-19.54	AVG	
2	11650.5199	36.38	11.02	47.40	74.00	-26.60	Peak	

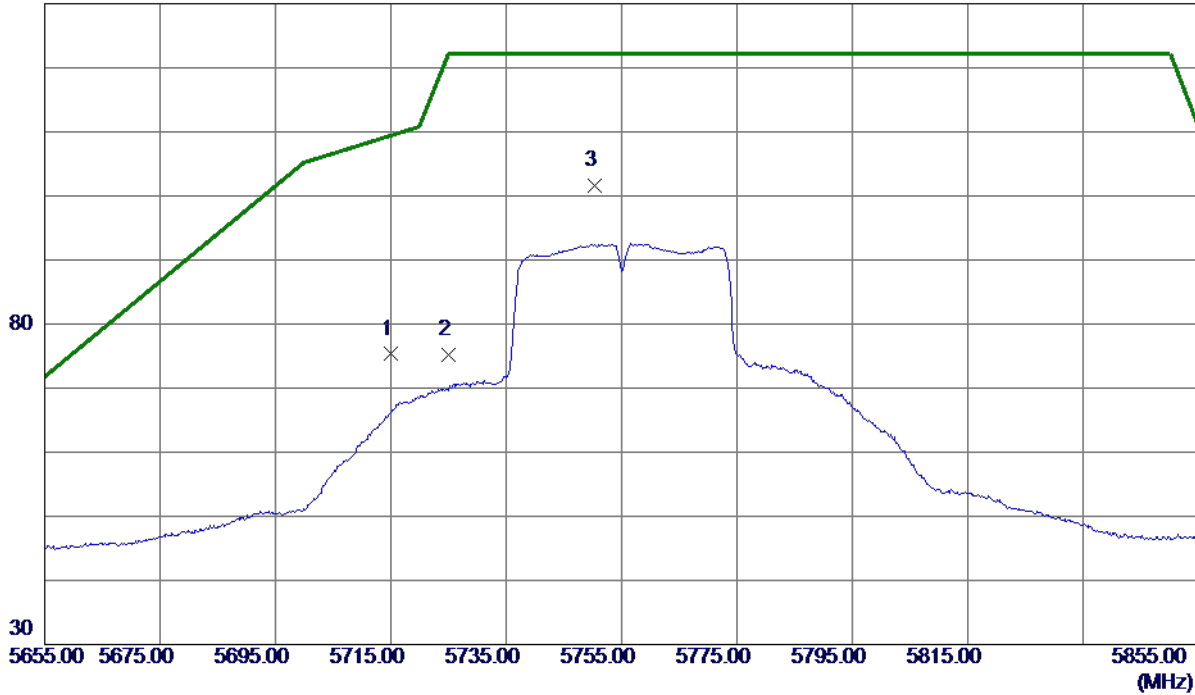
**REMARKS:**

- (1) Measurement Value = Reading Level + Correct Factor.
- (2) Margin Level = Measurement Value - Limit Value.

Orthogonal Axis	X
Test Mode	UNII-3_TX N (HT40) Mode 5755 MHz

**Vertical**

130 dBuV/m



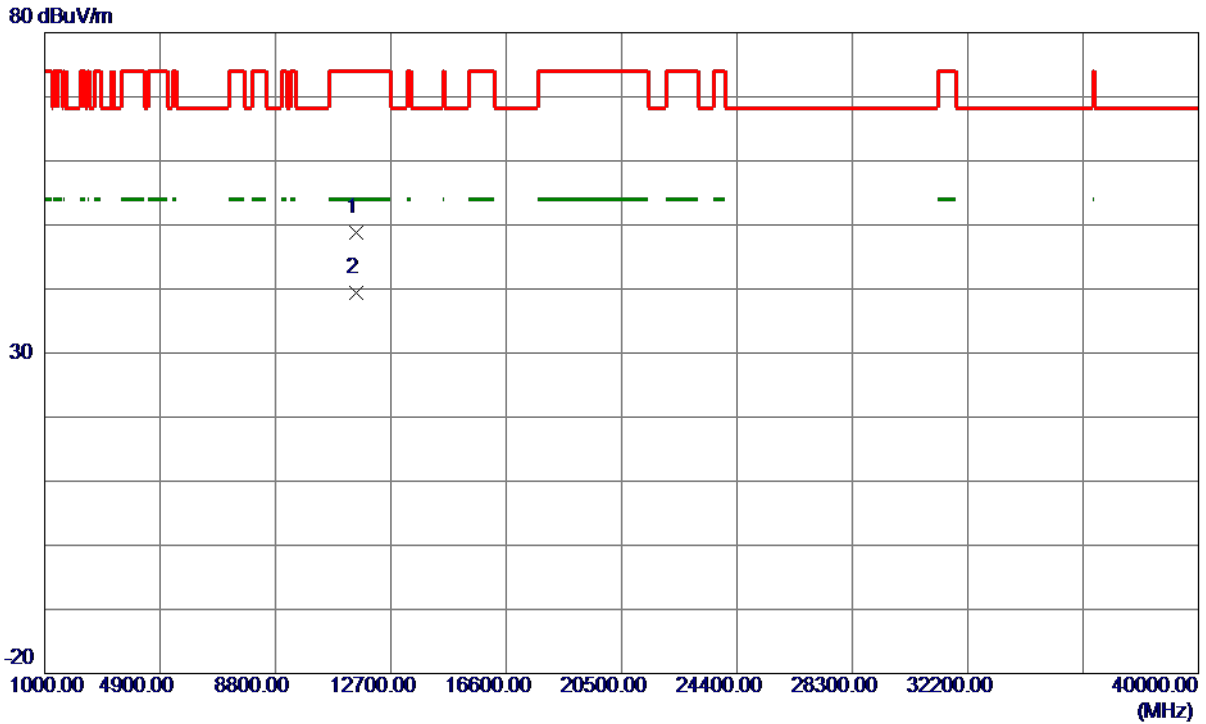
No.	Freq. MHz	Reading Level dBuV/m	Correct Factor dB	Measure ment dBuV/m	Limit dBuV/m	Margin dB	Detector	Comment
1	5715.0000	59.31	15.99	75.30	109.40	-34.10	Peak	
2	5725.0000	59.29	16.00	75.29	122.20	-46.91	Peak	
3 *	5750.4000	85.52	16.02	101.54	122.20	-20.66	Peak	No Limit

**REMARKS:**

- (1) Measurement Value = Reading Level + Correct Factor.
- (2) Margin Level = Measurement Value - Limit Value.

Orthogonal Axis	X
Test Mode	UNII-3_TX N (HT40) Mode 5755 MHz

**Vertical**



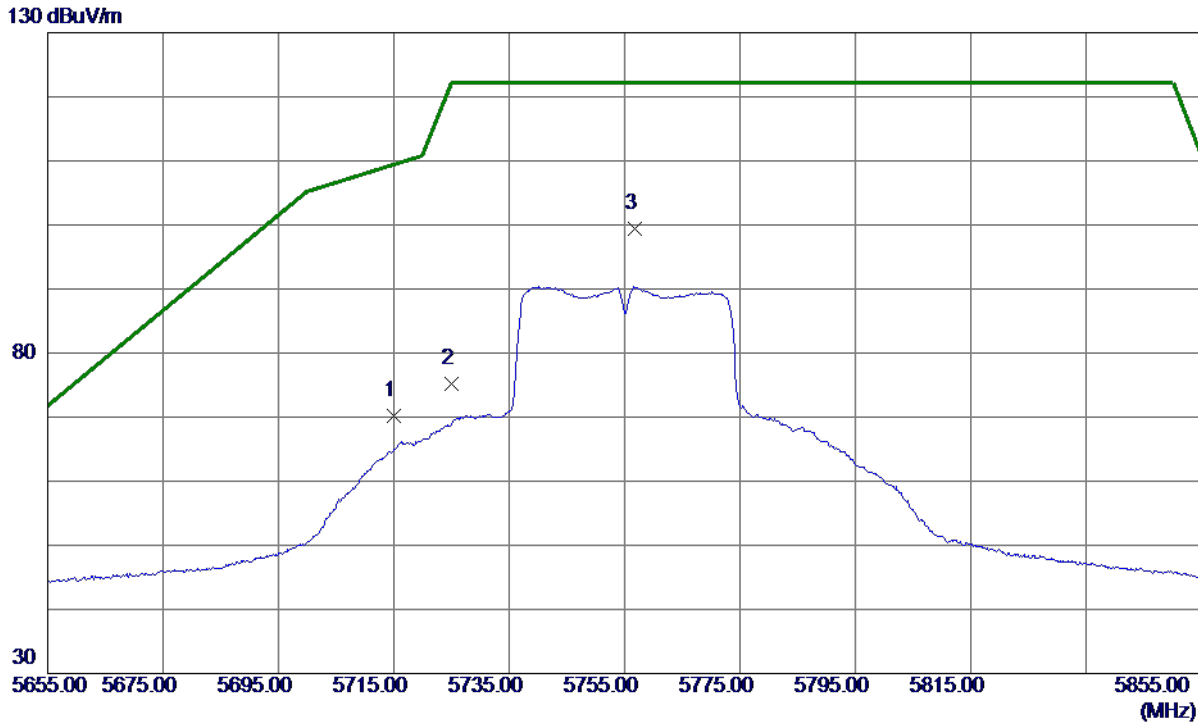
No.	Freq. MHz	Reading Level dBuV/m	Correct Factor dB	Measure ment dBuV/m	Limit dBuV/m	Margin dB	Detector	Comment
1	11510.5000	37.96	10.75	48.71	74.00	-25.29	Peak	
2 *	11510.6200	28.69	10.75	39.44	54.00	-14.56	AVG	

**REMARKS:**

- (1) Measurement Value = Reading Level + Correct Factor.
- (2) Margin Level = Measurement Value - Limit Value.

Orthogonal Axis	X
Test Mode	UNII-3_TX N (HT40) Mode 5755 MHz

### Horizontal



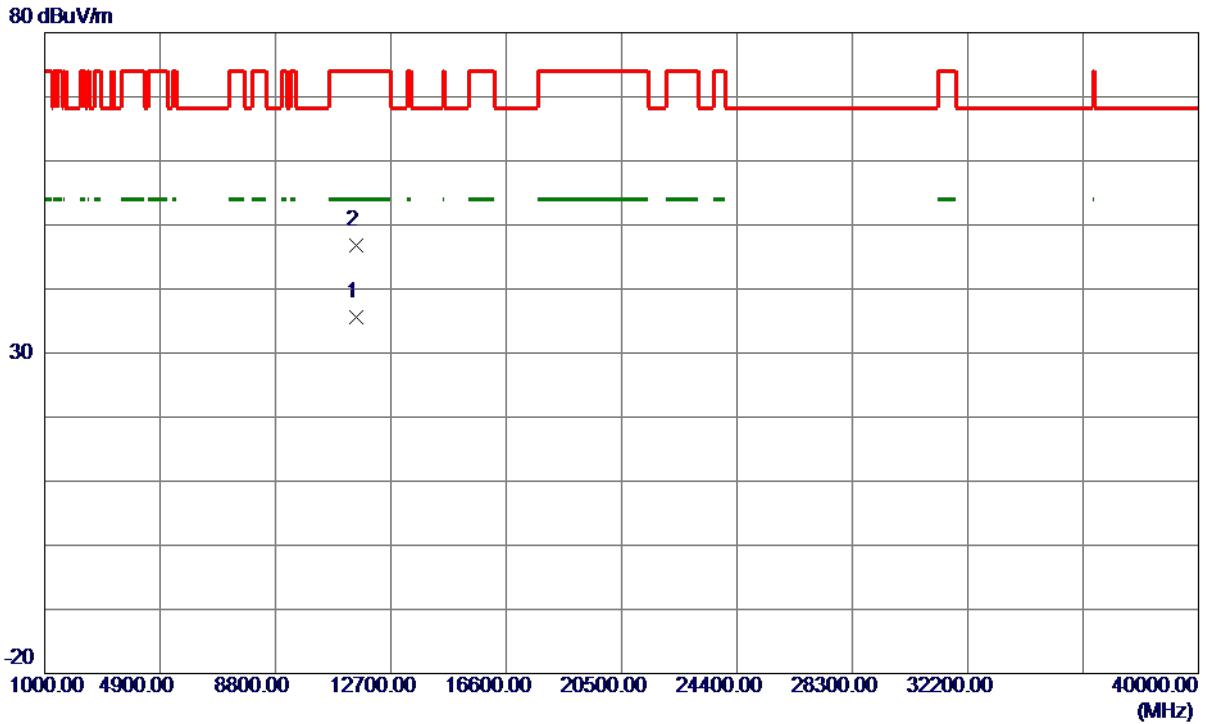
No.	Freq. MHz	Reading Level dBuV/m	Correct Factor dB	Measure ment dBuV/m	Limit dBuV/m	Margin dB	Detector	Comment
1	5715.0000	59.25	10.91	70.16	109.40	-39.24	Peak	
2	5725.0000	64.35	10.92	75.27	122.20	-46.93	Peak	
3 *	5756.7000	88.53	10.93	99.46	122.20	-22.74	Peak	No Limit

**REMARKS:**

- (1) Measurement Value = Reading Level + Correct Factor.
- (2) Margin Level = Measurement Value - Limit Value.

Orthogonal Axis	X
Test Mode	UNII-3_TX N (HT40) Mode 5755 MHz

**Horizontal**



No.	Freq. MHz	Reading Level dBuV/m	Correct Factor dB	Measure ment dBuV/m	Limit dBuV/m	Margin dB	Detector	Comment
1 *	11510.5000	24.83	10.75	35.58	54.00	-18.42	AVG	
2	11511.1200	36.01	10.75	46.76	74.00	-27.24	Peak	

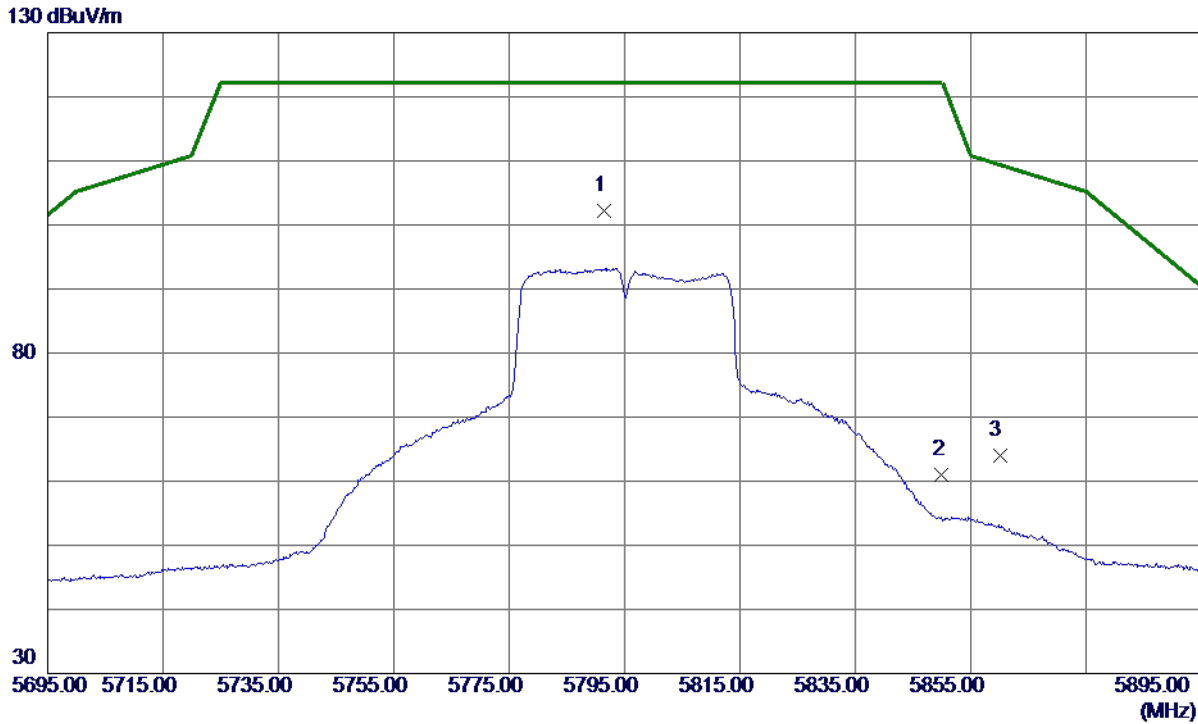
**REMARKS:**

- (1) Measurement Value = Reading Level + Correct Factor.
- (2) Margin Level = Measurement Value - Limit Value.



Orthogonal Axis	X
Test Mode	UNII-3_TX N (HT40) Mode 5795 MHz

**Vertical**



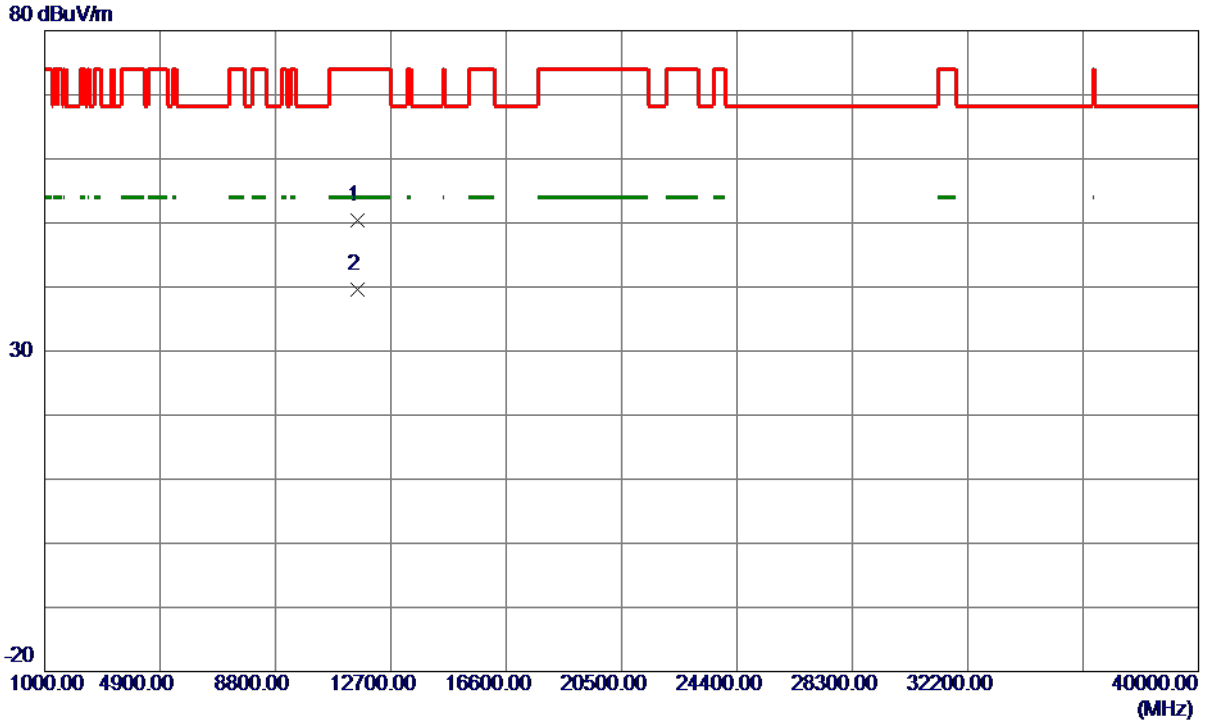
No.	Freq. MHz	Reading Level dBuV/m	Correct Factor dB	Measure ment dBuV/m	Limit dBuV/m	Margin dB	Detector	Comment
1 *	5791.4000	86.08	16.04	102.12	122.20	-20.08	Peak	No Limit
2	5850.0000	44.90	16.08	60.98	122.20	-61.22	Peak	
3	5860.0000	47.85	16.08	63.93	109.40	-45.47	Peak	

**REMARKS:**

- (1) Measurement Value = Reading Level + Correct Factor.
- (2) Margin Level = Measurement Value - Limit Value.

Orthogonal Axis	X
Test Mode	UNII-3_TX N (HT40) Mode 5795 MHz

Vertical



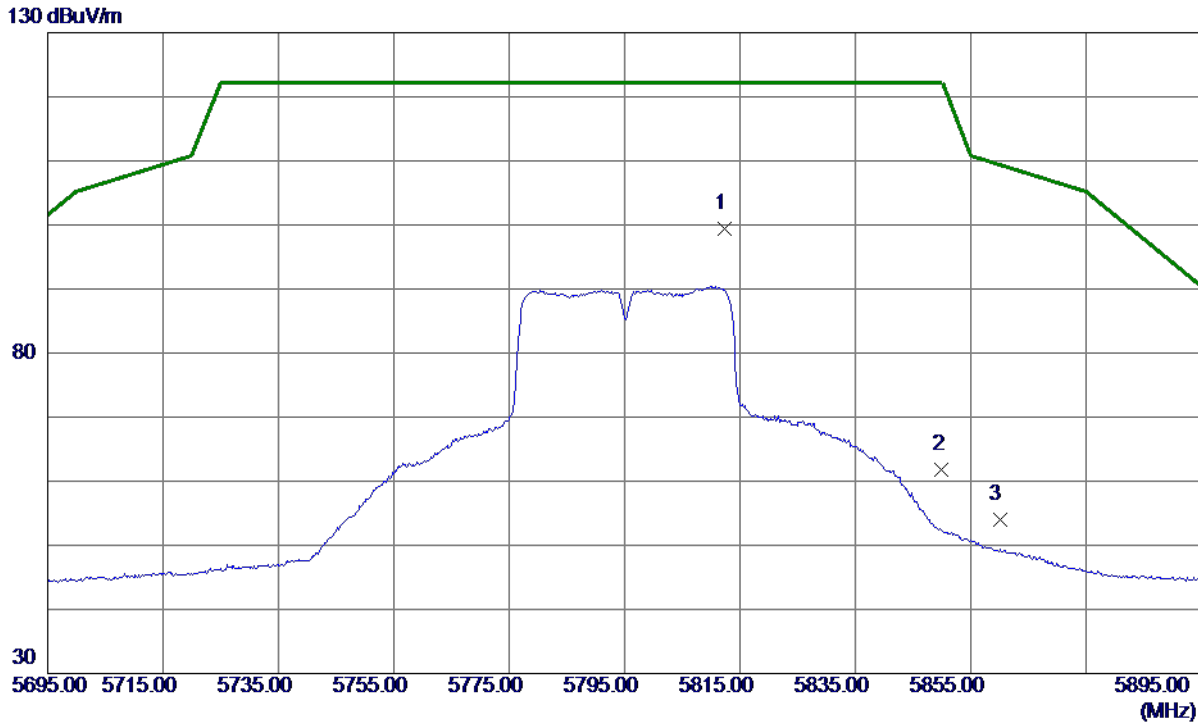
No.	Freq. MHz	Reading Level dBuV/m	Correct Factor dB	Measure ment dBuV/m	Limit dBuV/m	Margin dB	Detector	Comment
1	11590.3300	39.46	10.90	50.36	74.00	-23.64	Peak	
2 *	11590.5100	28.61	10.90	39.51	54.00	-14.49	AVG	

REMARKS:

- (1) Measurement Value = Reading Level + Correct Factor.
- (2) Margin Level = Measurement Value - Limit Value.

Orthogonal Axis	X
Test Mode	UNII-3_TX N (HT40) Mode 5795 MHz

### Horizontal



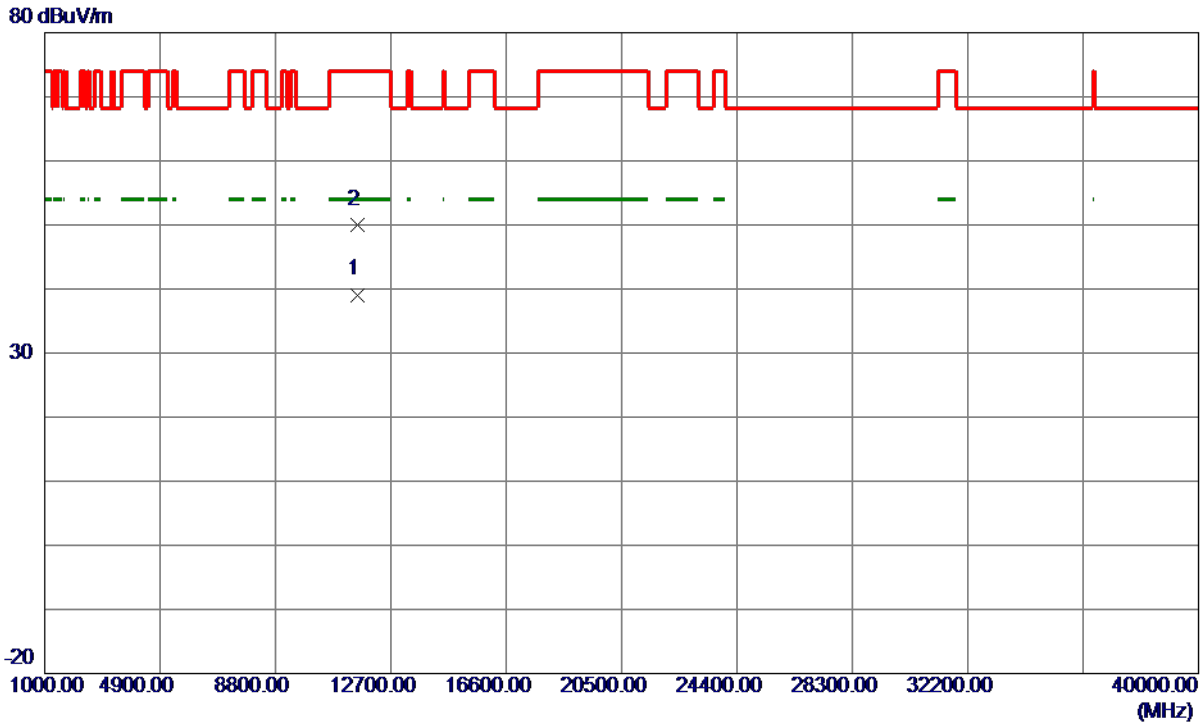
No.	Freq. MHz	Reading Level dBuV/m	Correct Factor dB	Measure ment dBuV/m	Limit dBuV/m	Margin dB	Detector	Comment
1 *	5812.4000	88.43	10.94	99.37	122.20	-22.83	Peak	No Limit
2	5850.0000	50.81	10.96	61.77	122.20	-60.43	Peak	
3	5860.0000	43.09	10.96	54.05	109.40	-55.35	Peak	

**REMARKS:**

- (1) Measurement Value = Reading Level + Correct Factor.
- (2) Margin Level = Measurement Value - Limit Value.

Orthogonal Axis	X
Test Mode	UNII-3_TX N (HT40) Mode 5795 MHz

**Horizontal**



No.	Freq. MHz	Reading Level dBuV/m	Correct Factor dB	Measure ment dBuV/m	Limit dBuV/m	Margin dB	Detector	Comment
1 *	11590.4600	28.20	10.90	39.10	54.00	-14.90	AVG	
2	11590.4900	39.09	10.90	49.99	74.00	-24.01	Peak	

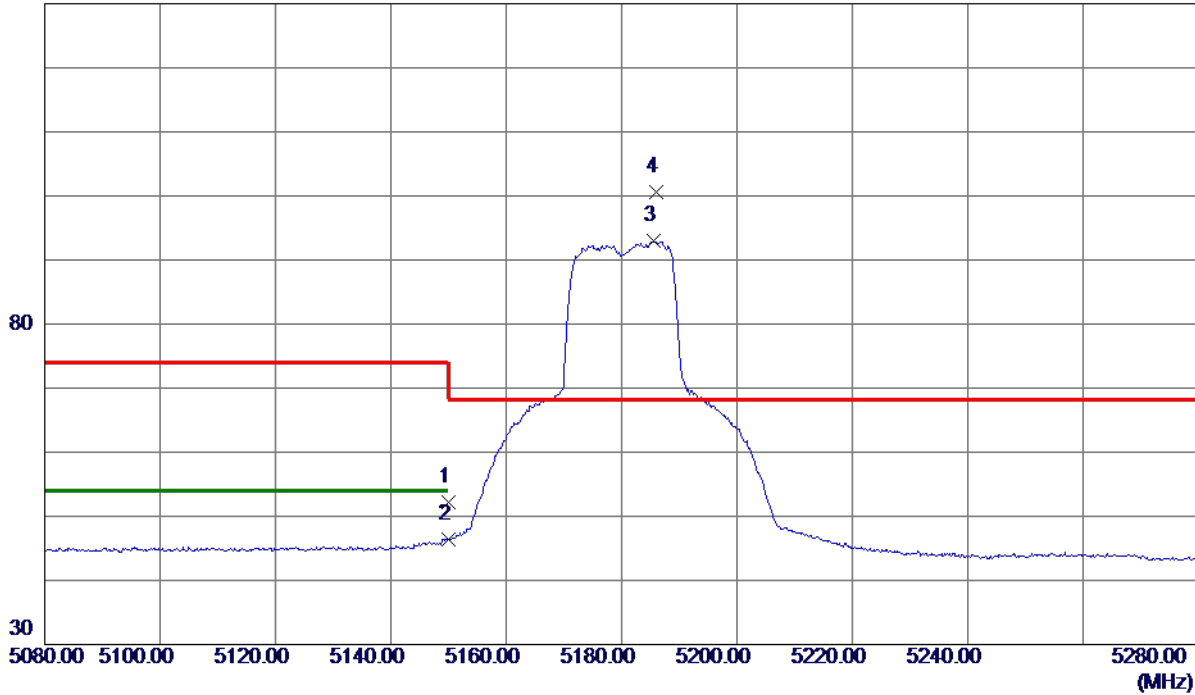
**REMARKS:**

- (1) Measurement Value = Reading Level + Correct Factor.
- (2) Margin Level = Measurement Value - Limit Value.

Orthogonal Axis	X
Test Mode	UNII-1_TX AC (VHT20) Mode 5180 MHz

**Vertical**

130 dBuV/m



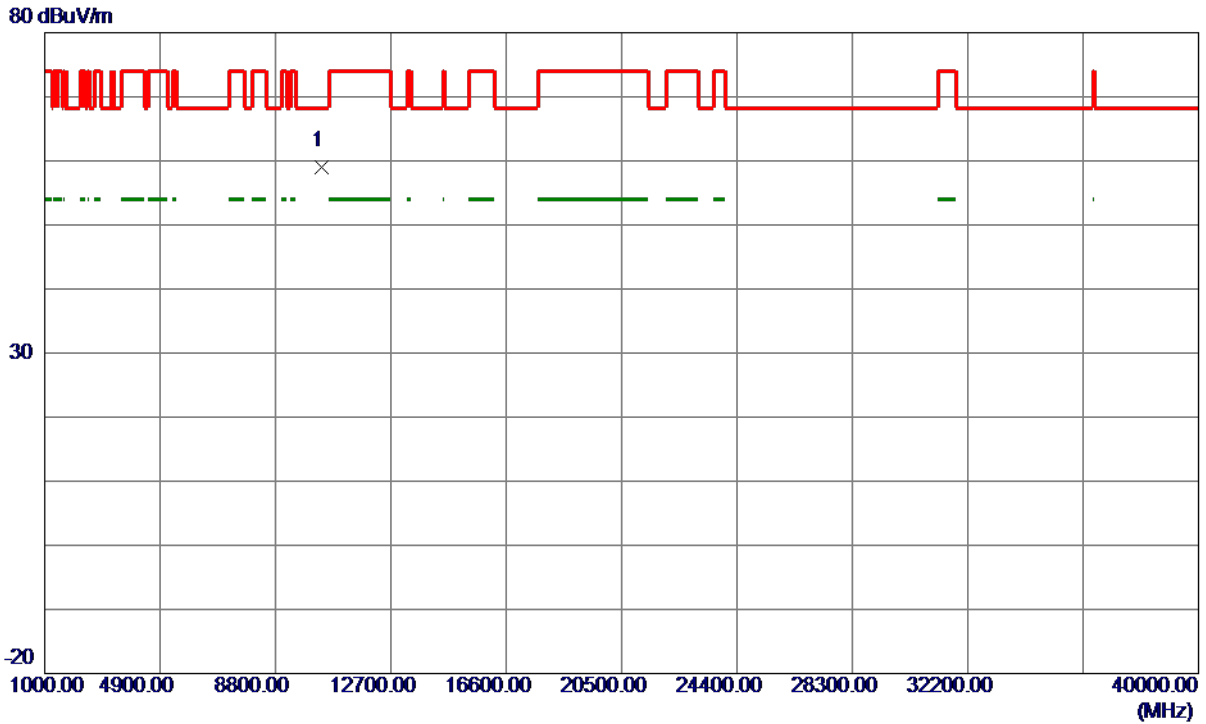
No.	Freq. MHz	Reading Level dBuV/m	Correct Factor dB	Measure ment dBuV/m	Limit dBuV/m	Margin dB	Detector	Comment
1	5150.0000	36.59	15.68	52.27	74.00	-21.73	Peak	
2	5150.0000	30.66	15.68	46.34	54.00	-7.66	AVG	
3	5185.6000	77.25	15.70	92.95	999.00	-906.05	AVG	No Limit
4 *	5185.9000	84.89	15.70	100.59	68.30	32.29	Peak	No Limit

**REMARKS:**

- (1) Measurement Value = Reading Level + Correct Factor.
- (2) Margin Level = Measurement Value - Limit Value.

Orthogonal Axis	X
Test Mode	UNII-1_TX AC (VHT20) Mode 5180 MHz

**Vertical**



No.	Freq. MHz	Reading Level dBuV/m	Correct Factor dB	Measure ment dBuV/m	Limit dBuV/m	Margin dB	Detector	Comment
1 *	10359.7200	50.20	8.90	59.10	68.30	-9.20	Peak	

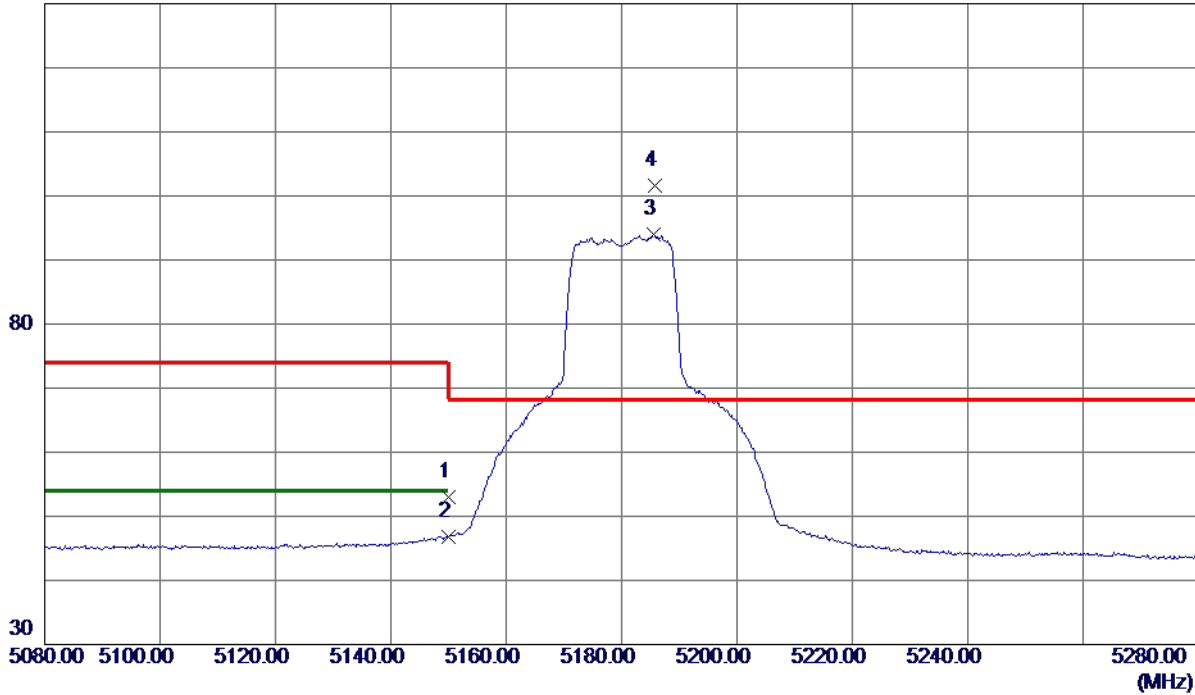
**REMARKS:**

- (1) Measurement Value = Reading Level + Correct Factor.
- (2) Margin Level = Measurement Value - Limit Value.

Orthogonal Axis	X
Test Mode	UNII-1_TX AC (VHT20) Mode 5180 MHz

**Horizontal**

130 dBuV/m



No.	Freq. MHz	Reading Level dBuV/m	Correct Factor dB	Measure ment dBuV/m	Limit dBuV/m	Margin dB	Detector	Comment
1	5150.0000	42.06	10.89	52.95	74.00	-21.05	Peak	
2	5150.0000	35.98	10.89	46.87	54.00	-7.13	AVG	
3	5185.5000	83.16	10.88	94.04	999.00	-904.96	AVG	No Limit
4 *	5185.7000	90.70	10.88	101.58	68.30	33.28	Peak	No Limit

**REMARKS:**

- (1) Measurement Value = Reading Level + Correct Factor.
- (2) Margin Level = Measurement Value - Limit Value.

Orthogonal Axis	X
Test Mode	UNII-1_TX AC (VHT20) Mode 5180 MHz

**Horizontal**



No.	Freq. MHz	Reading Level dBuV/m	Correct Factor dB	Measure ment dBuV/m	Limit dBuV/m	Margin dB	Detector	Comment
1 *	10363.0800	44.51	8.90	53.41	68.30	-14.89	Peak	

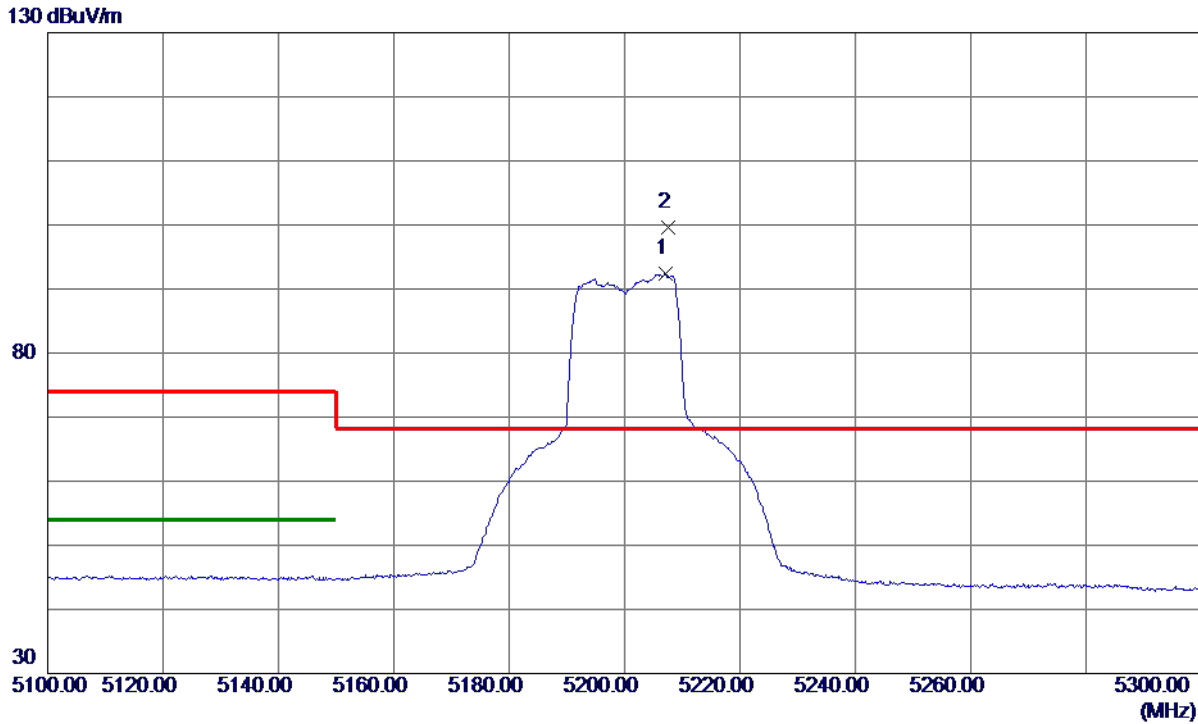
**REMARKS:**

- (1) Measurement Value = Reading Level + Correct Factor.
- (2) Margin Level = Measurement Value - Limit Value.



Orthogonal Axis	X
Test Mode	UNII-1_TX AC (VHT20) Mode 5200 MHz

**Vertical**



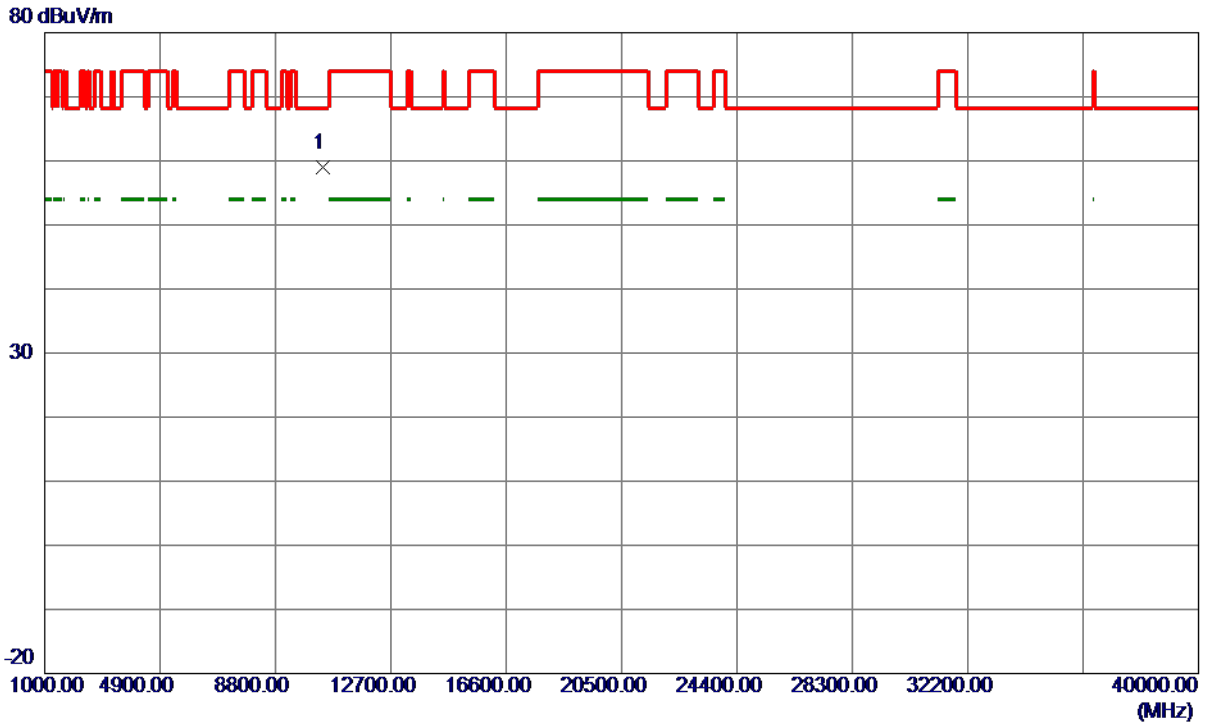
No.	Freq. MHz	Reading Level dBuV/m	Correct Factor dB	Measure ment dBuV/m	Limit dBuV/m	Margin dB	Detector	Comment
1	5207.2000	76.67	15.71	92.38	999.00	-906.62	AVG	No Limit
2 *	5207.6000	83.97	15.71	99.68	68.30	31.38	Peak	No Limit

**REMARKS:**

- (1) Measurement Value = Reading Level + Correct Factor.
- (2) Margin Level = Measurement Value - Limit Value.

Orthogonal Axis	X
Test Mode	UNII-1_TX AC (VHT20) Mode 5200 MHz

**Vertical**



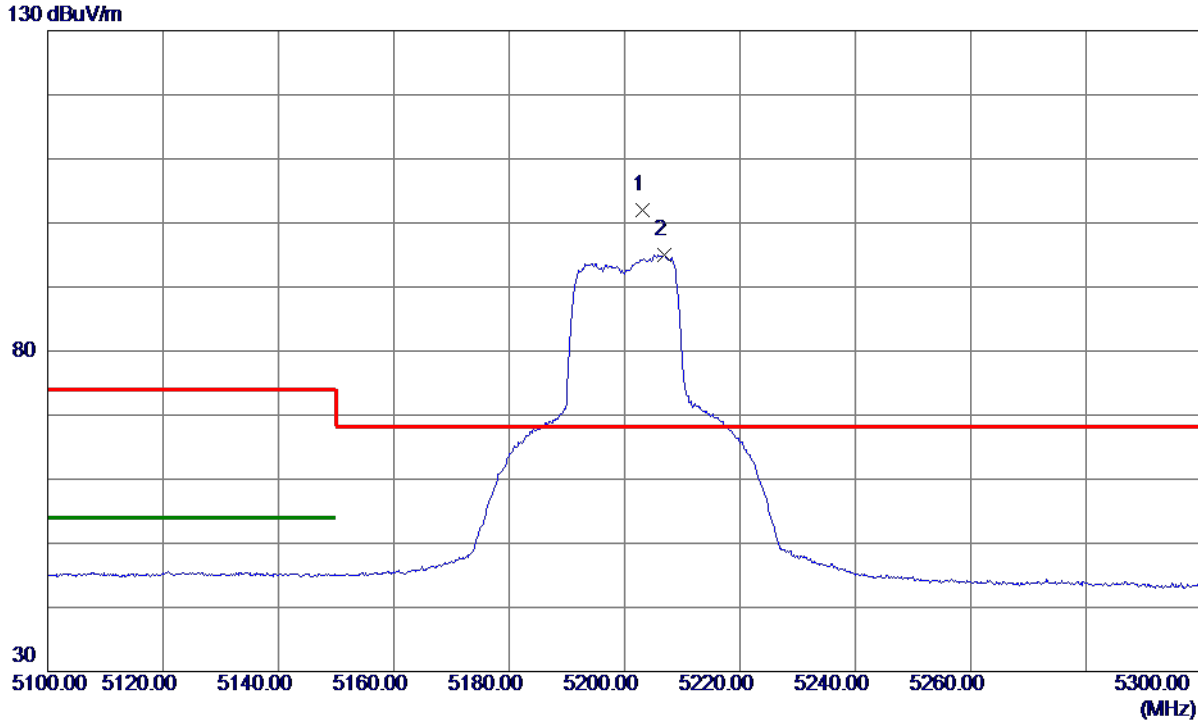
No.	Freq. MHz	Reading Level dBuV/m	Correct Factor dB	Measure ment dBuV/m	Limit dBuV/m	Margin dB	Detector	Comment
1 *	10398.6400	49.93	8.97	58.90	68.30	-9.40	Peak	

**REMARKS:**

- (1) Measurement Value = Reading Level + Correct Factor.
- (2) Margin Level = Measurement Value - Limit Value.

Orthogonal Axis	X
Test Mode	UNII-1_TX AC (VHT20) Mode 5200 MHz

**Horizontal**



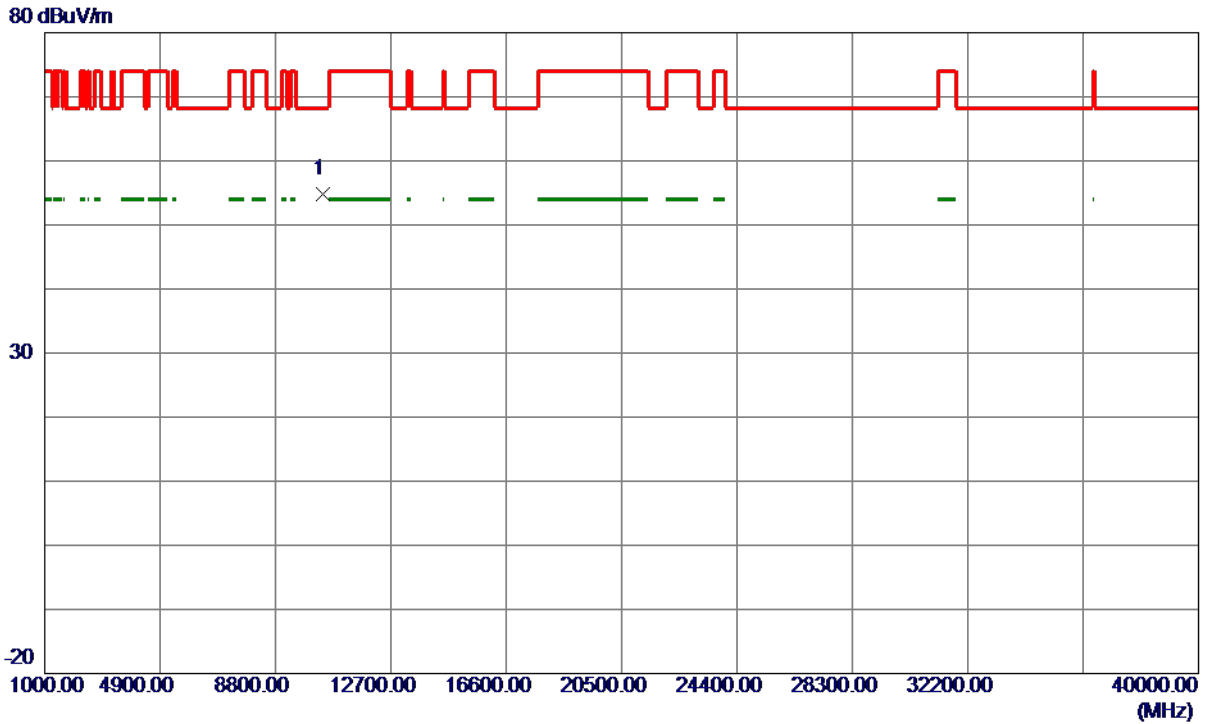
No.	Freq. MHz	Reading Level dBuV/m	Correct Factor dB	Measure ment dBuV/m	Limit dBuV/m	Margin dB	Detector	Comment
1 *	5203.1000	91.10	10.88	101.98	68.30	33.68	Peak	No Limit
2	5206.9000	84.21	10.88	95.09	999.00	-903.91	AVG	No Limit

**REMARKS:**

- (1) Measurement Value = Reading Level + Correct Factor.
- (2) Margin Level = Measurement Value - Limit Value.

Orthogonal Axis	X
Test Mode	UNII-1_TX AC (VHT20) Mode 5200 MHz

**Horizontal**



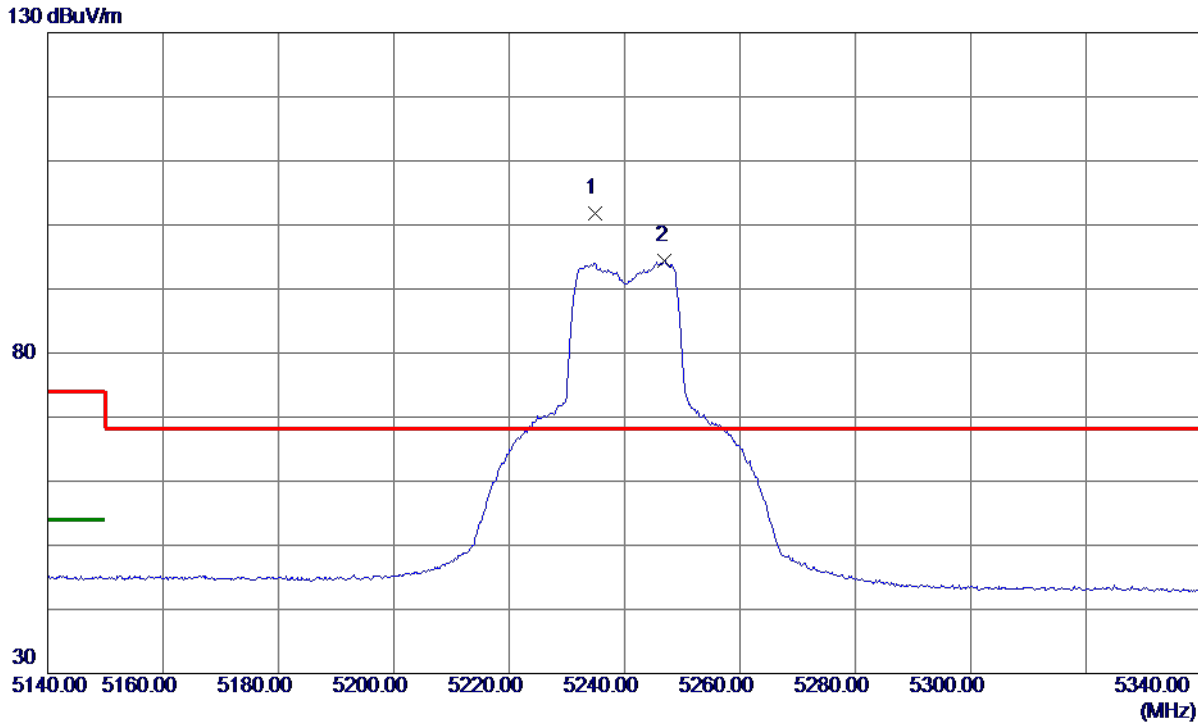
No.	Freq. MHz	Reading Level dBuV/m	Correct Factor dB	Measure ment dBuV/m	Limit dBuV/m	Margin dB	Detector	Comment
1 *	10399.7100	45.74	8.97	54.71	68.30	-13.59	Peak	

**REMARKS:**

- (1) Measurement Value = Reading Level + Correct Factor.
- (2) Margin Level = Measurement Value - Limit Value.

Orthogonal Axis	X
Test Mode	UNII-1_TX AC (VHT20) Mode 5240 MHz

**Vertical**



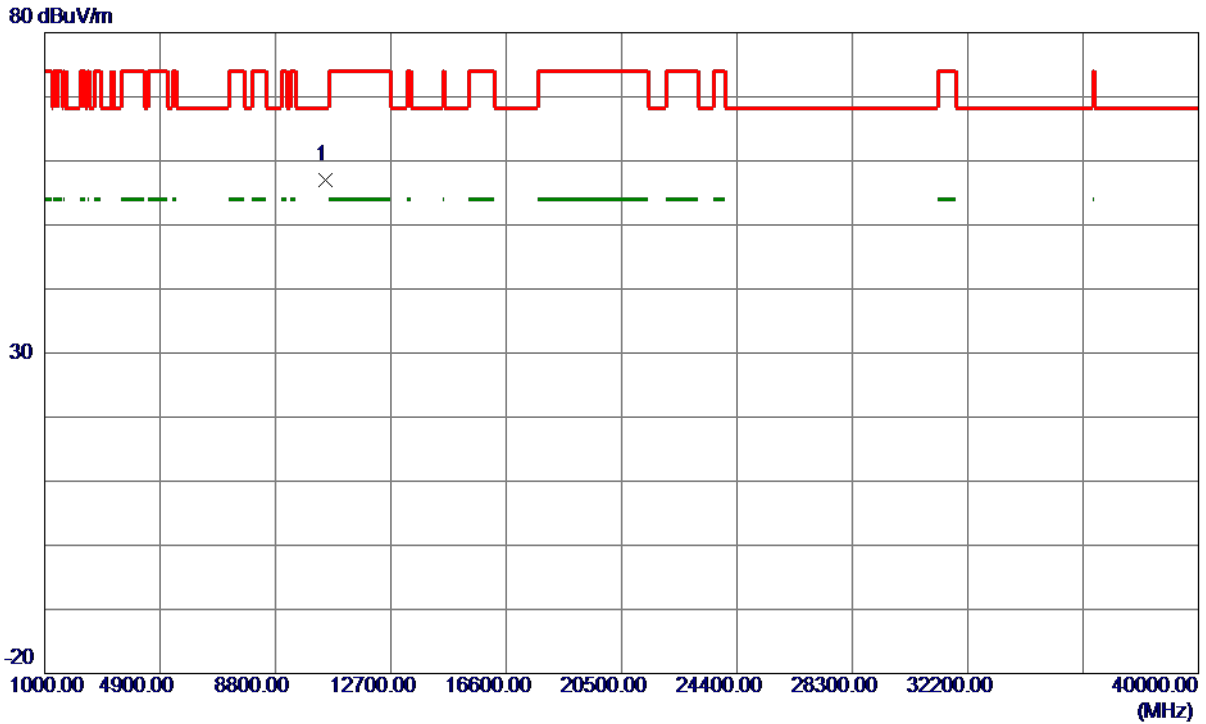
No.	Freq. MHz	Reading Level dBuV/m	Correct Factor dB	Measure ment dBuV/m	Limit dBuV/m	Margin dB	Detector	Comment
1 *	5234.8000	86.01	15.73	101.74	68.30	33.44	Peak	No Limit
2	5247.0000	78.68	15.73	94.41	999.00	-904.59	AVG	No Limit

**REMARKS:**

- (1) Measurement Value = Reading Level + Correct Factor.
- (2) Margin Level = Measurement Value - Limit Value.

Orthogonal Axis	X
Test Mode	UNII-1_TX AC (VHT20) Mode 5240 MHz

**Vertical**



No.	Freq. MHz	Reading Level dBuV/m	Correct Factor dB	Measure ment dBuV/m	Limit dBuV/m	Margin dB	Detector	Comment
1 *	10479.5000	47.81	9.12	56.93	68.30	-11.37	Peak	

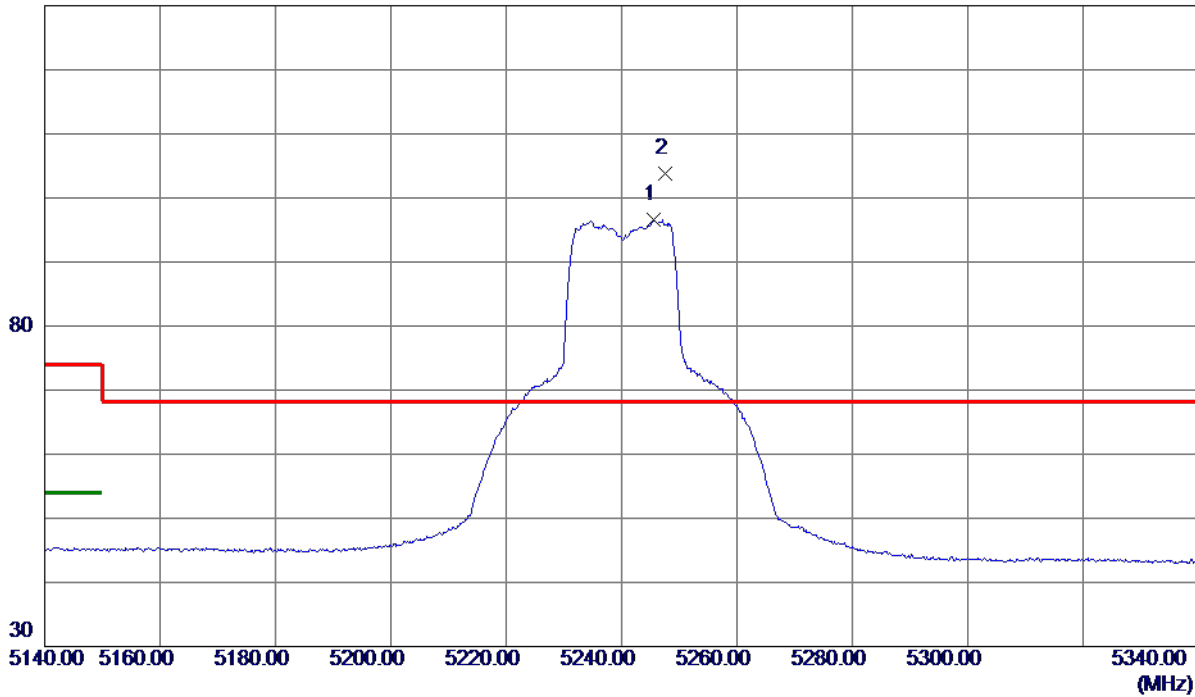
**REMARKS:**

- (1) Measurement Value = Reading Level + Correct Factor.
- (2) Margin Level = Measurement Value - Limit Value.

Orthogonal Axis	X
Test Mode	UNII-1_TX AC (VHT20) Mode 5240 MHz

**Horizontal**

130 dBuV/m



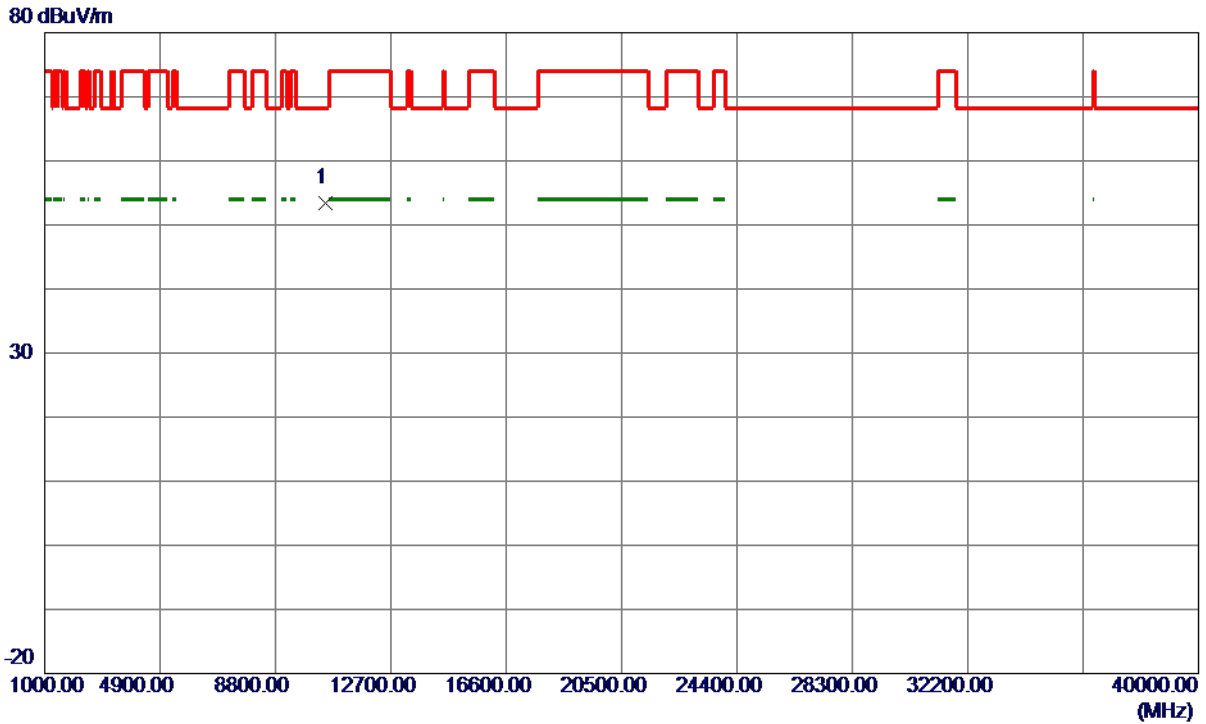
No.	Freq. MHz	Reading Level dBuV/m	Correct Factor dB	Measure ment dBuV/m	Limit dBuV/m	Margin dB	Detector	Comment
1	5245.5000	85.66	10.88	96.54	999.00	-902.46	AVG	No Limit
2 *	5247.6000	92.90	10.88	103.78	68.30	35.48	Peak	No Limit

**REMARKS:**

- (1) Measurement Value = Reading Level + Correct Factor.
- (2) Margin Level = Measurement Value - Limit Value.

Orthogonal Axis	X
Test Mode	UNII-1_TX AC (VHT20) Mode 5240 MHz

**Horizontal**



No.	Freq. MHz	Reading Level dBuV/m	Correct Factor dB	Measure ment dBuV/m	Limit dBuV/m	Margin dB	Detector	Comment
1 *	10478.4000	44.25	9.12	53.37	68.30	-14.93	Peak	

**REMARKS:**

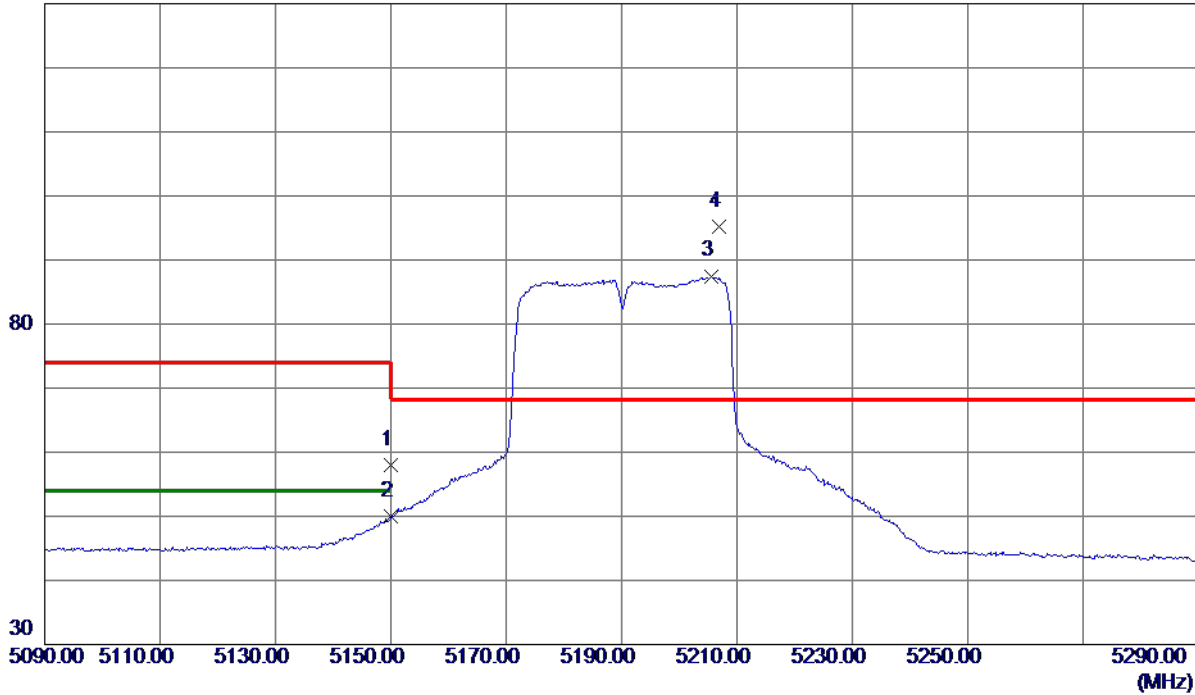
- (1) Measurement Value = Reading Level + Correct Factor.
- (2) Margin Level = Measurement Value - Limit Value.



Orthogonal Axis	X
Test Mode	UNII-1_TX AC (VHT40) Mode 5190 MHz

**Vertical**

130 dBuV/m



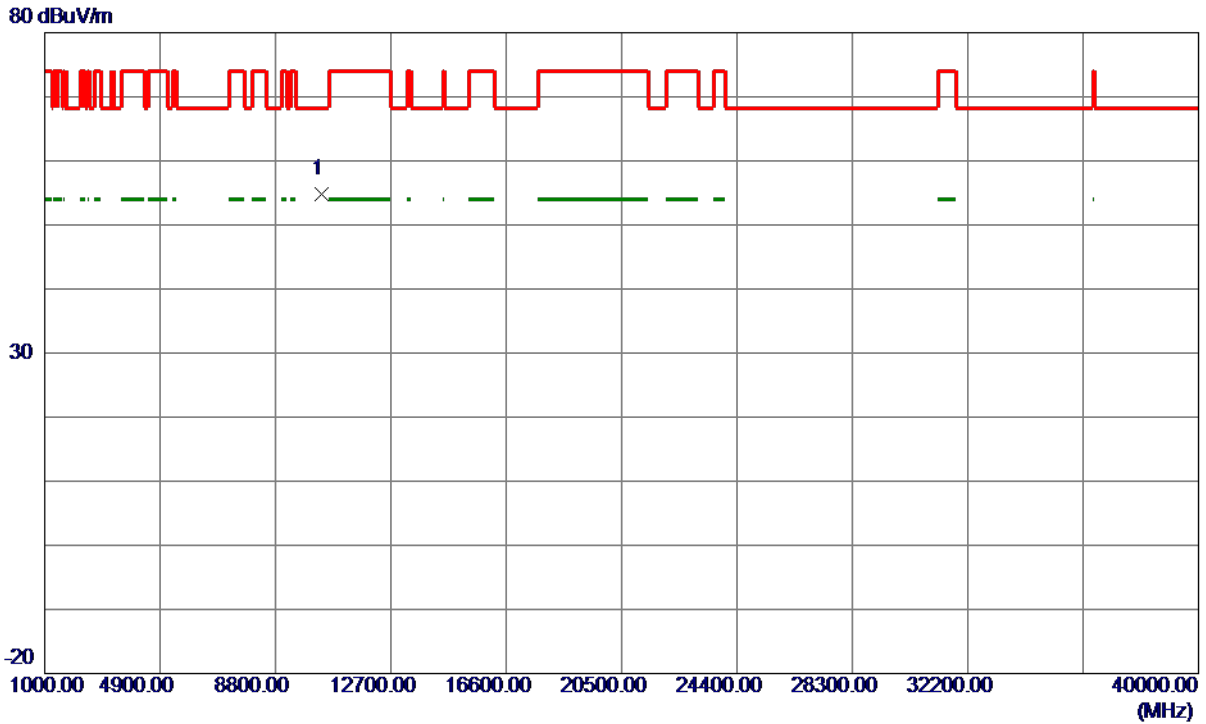
No.	Freq. MHz	Reading Level dBuV/m	Correct Factor dB	Measure ment dBuV/m	Limit dBuV/m	Margin dB	Detector	Comment
1	5150.0000	42.30	15.68	57.98	74.00	-16.02	Peak	
2	5150.0000	34.38	15.68	50.06	54.00	-3.94	AVG	
3	5205.6000	71.79	15.71	87.50	999.00	-911.50	AVG	No Limit
4 *	5206.9000	79.42	15.71	95.13	68.30	26.83	Peak	No Limit

**REMARKS:**

- (1) Measurement Value = Reading Level + Correct Factor.
- (2) Margin Level = Measurement Value - Limit Value.

Orthogonal Axis	X
Test Mode	UNII-1_TX AC (VHT40) Mode 5190 MHz

**Vertical**



No.	Freq. MHz	Reading Level dBuV/m	Correct Factor dB	Measure ment dBuV/m	Limit dBuV/m	Margin dB	Detector	Comment
1 *	10381.0400	45.94	8.94	54.88	68.30	-13.42	Peak	

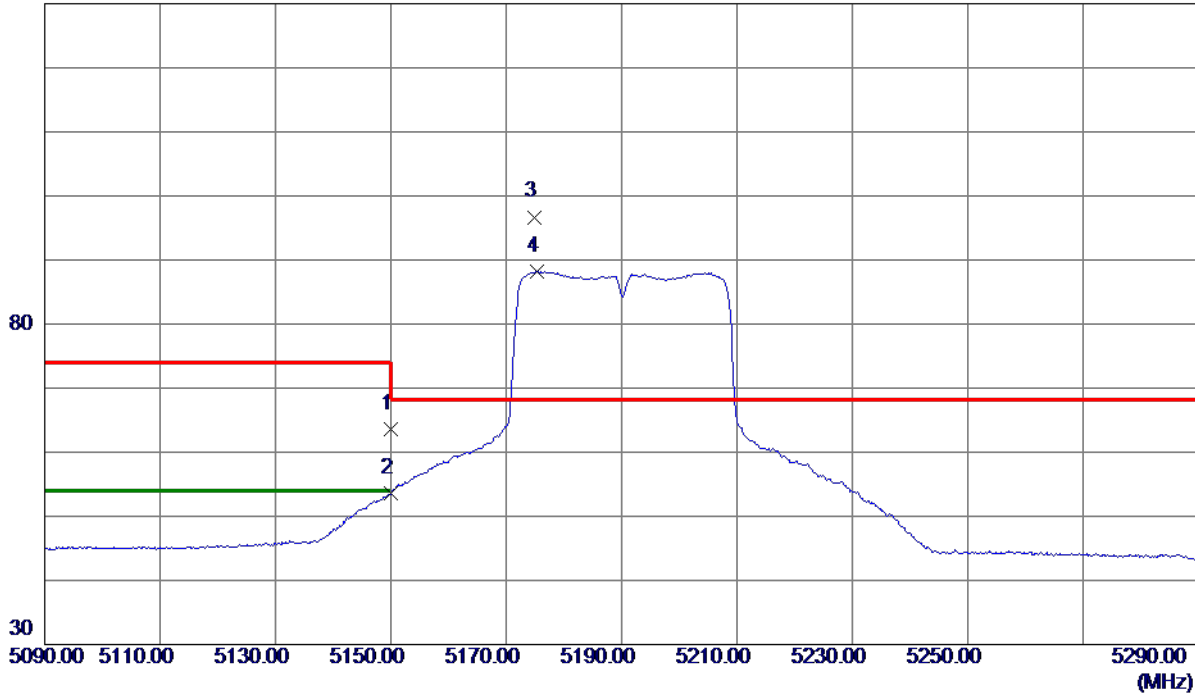
**REMARKS:**

- (1) Measurement Value = Reading Level + Correct Factor.
- (2) Margin Level = Measurement Value - Limit Value.

Orthogonal Axis	X
Test Mode	UNII-1_TX AC (VHT40) Mode 5190 MHz

### Horizontal

130 dBuV/m



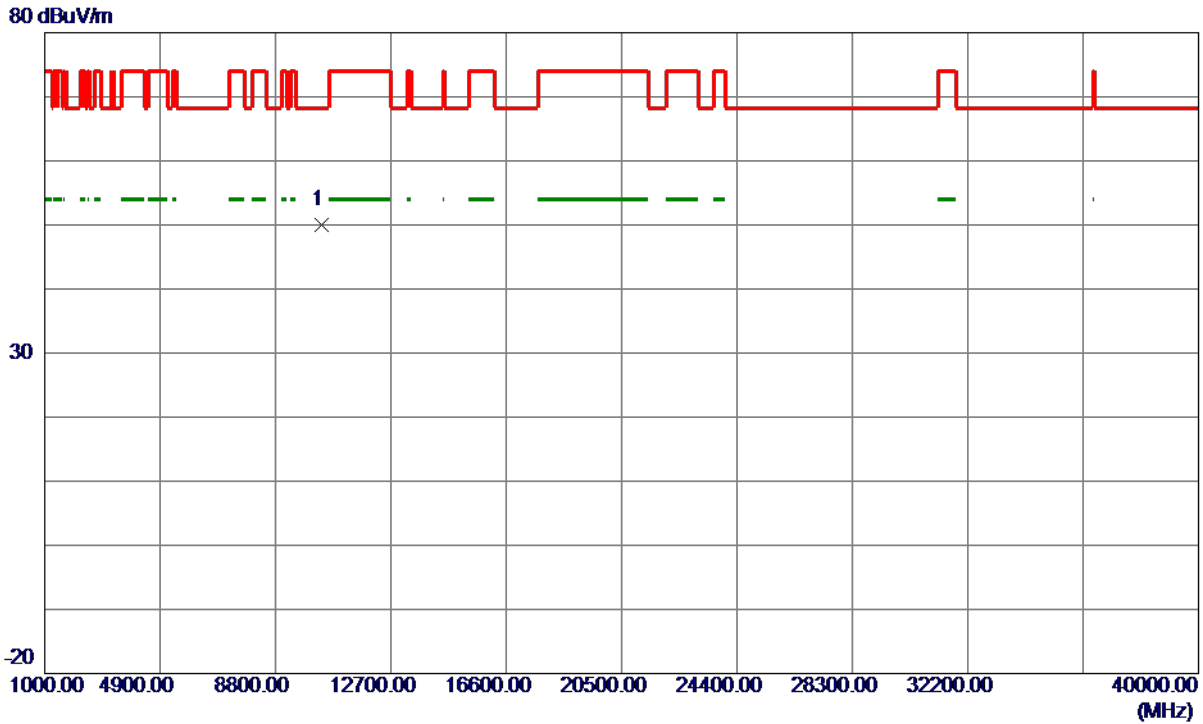
No.	Freq. MHz	Reading Level dBuV/m	Correct Factor dB	Measure ment dBuV/m	Limit dBuV/m	Margin dB	Detector	Comment
1	5150.0000	47.86	15.68	63.54	74.00	-10.46	Peak	
2	5150.0000	37.98	15.68	53.66	54.00	-0.34	AVG	
3 *	5174.9000	81.00	15.70	96.70	68.30	28.40	Peak	No Limit
4	5175.3000	72.48	15.70	88.18	999.00	-910.82	AVG	No Limit

**REMARKS:**

- (1) Measurement Value = Reading Level + Correct Factor.
- (2) Margin Level = Measurement Value - Limit Value.

Orthogonal Axis	X
Test Mode	UNII-1_TX AC (VHT40) Mode 5190 MHz

**Horizontal**



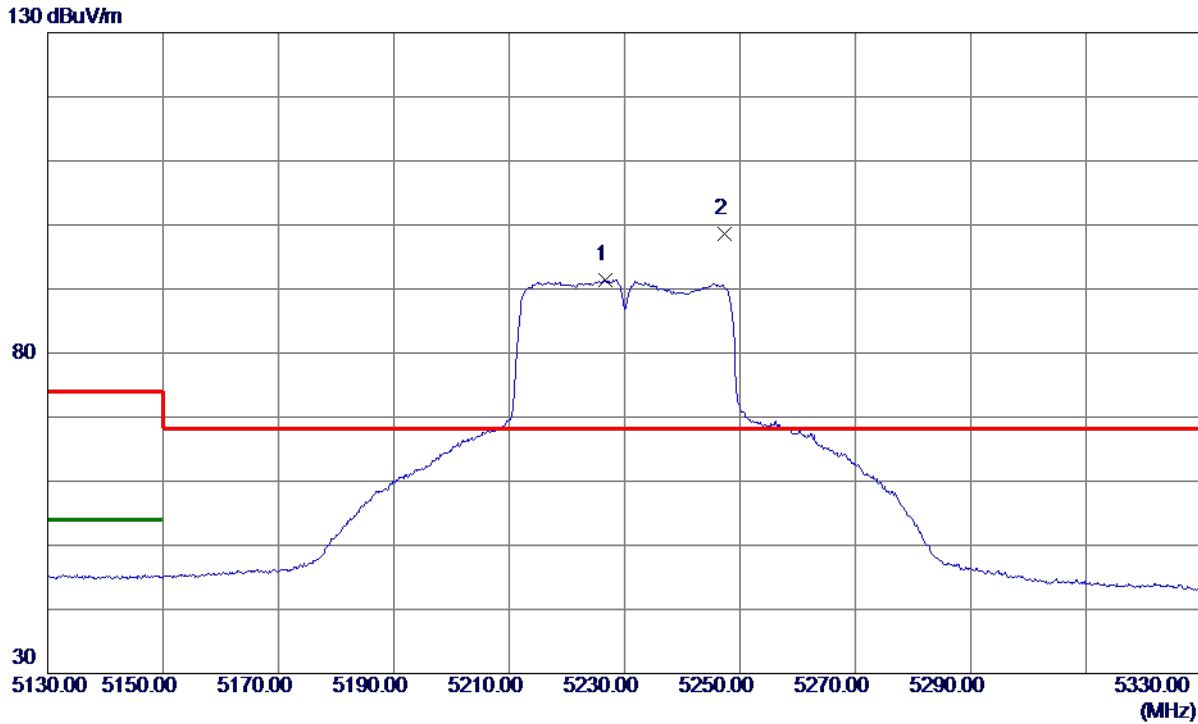
No.	Freq. MHz	Reading Level dBuV/m	Correct Factor dB	Measure ment dBuV/m	Limit dBuV/m	Margin dB	Detector	Comment
1 *	10381.2000	41.02	8.94	49.96	68.30	-18.34	Peak	

**REMARKS:**

- (1) Measurement Value = Reading Level + Correct Factor.
- (2) Margin Level = Measurement Value - Limit Value.

Orthogonal Axis	X
Test Mode	UNII-1_TX AC (VHT40) Mode 5230 MHz

**Vertical**



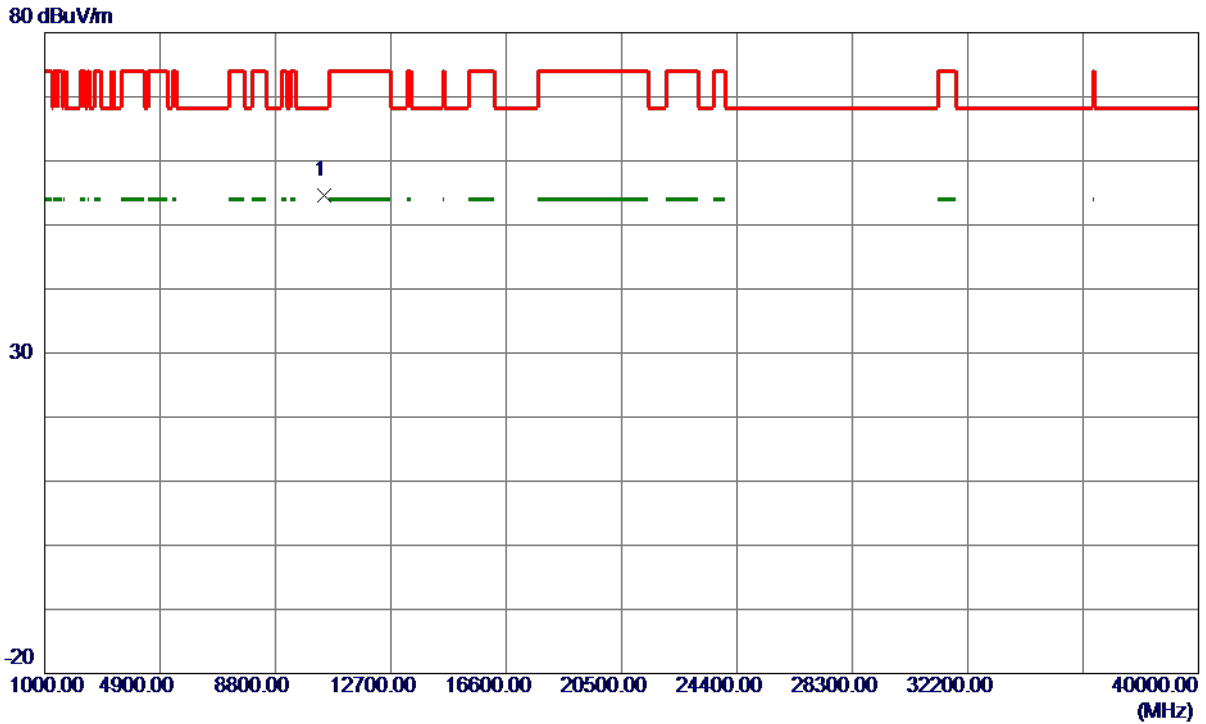
No.	Freq. MHz	Reading Level dBuV/m	Correct Factor dB	Measure ment dBuV/m	Limit dBuV/m	Margin dB	Detector	Comment
1	5226.6000	75.67	15.72	91.39	999.00	-907.61	AVG	No Limit
2 *	5247.3000	82.92	15.73	98.65	68.30	30.35	Peak	No Limit

**REMARKS:**

- (1) Measurement Value = Reading Level + Correct Factor.
- (2) Margin Level = Measurement Value - Limit Value.

Orthogonal Axis	X
Test Mode	UNII-1_TX AC (VHT40) Mode 5230 MHz

**Vertical**



No.	Freq. MHz	Reading Level dBuV/m	Correct Factor dB	Measure ment dBuV/m	Limit dBuV/m	Margin dB	Detector	Comment
1 *	10459.5199	45.47	9.08	54.55	68.30	-13.75	Peak	

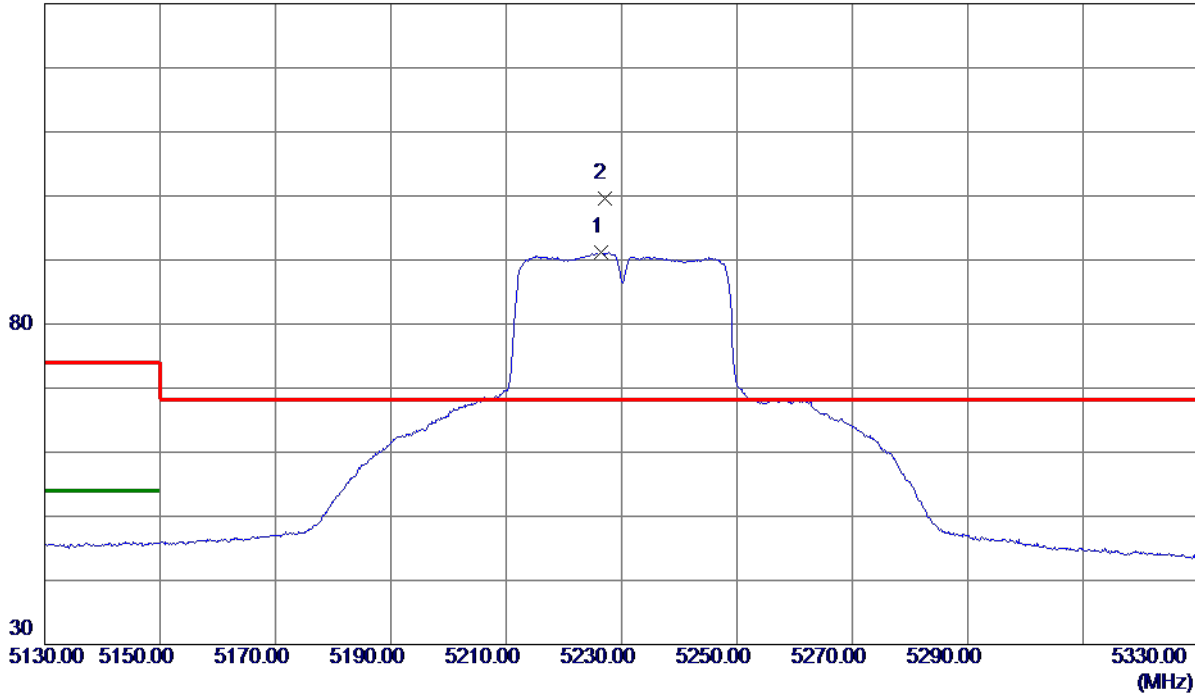
**REMARKS:**

- (1) Measurement Value = Reading Level + Correct Factor.
- (2) Margin Level = Measurement Value - Limit Value.

Orthogonal Axis	X
Test Mode	UNII-1_TX AC (VHT40) Mode 5230 MHz

**Horizontal**

130 dBuV/m



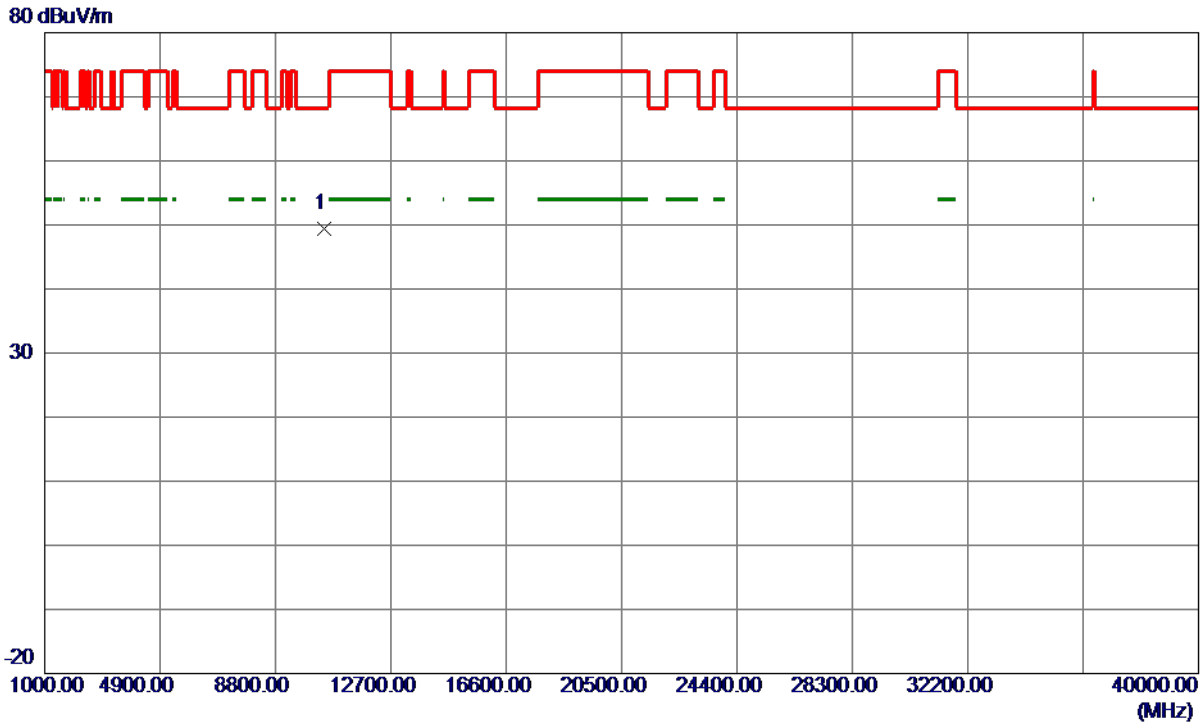
No.	Freq. MHz	Reading Level dBuV/m	Correct Factor dB	Measure ment dBuV/m	Limit dBuV/m	Margin dB	Detector	Comment
1	5226.5000	80.34	10.88	91.22	999.00	-907.78	AVG	No Limit
2 *	5227.0000	88.65	10.88	99.53	68.30	31.23	Peak	No Limit

**REMARKS:**

- (1) Measurement Value = Reading Level + Correct Factor.
- (2) Margin Level = Measurement Value - Limit Value.

Orthogonal Axis	X
Test Mode	UNII-1_TX AC (VHT40) Mode 5230 MHz

**Horizontal**



No.	Freq. MHz	Reading Level dBuV/m	Correct Factor dB	Measure ment dBuV/m	Limit dBuV/m	Margin dB	Detector	Comment
1 *	10459.8300	40.38	9.08	49.46	68.30	-18.84	Peak	

**REMARKS:**

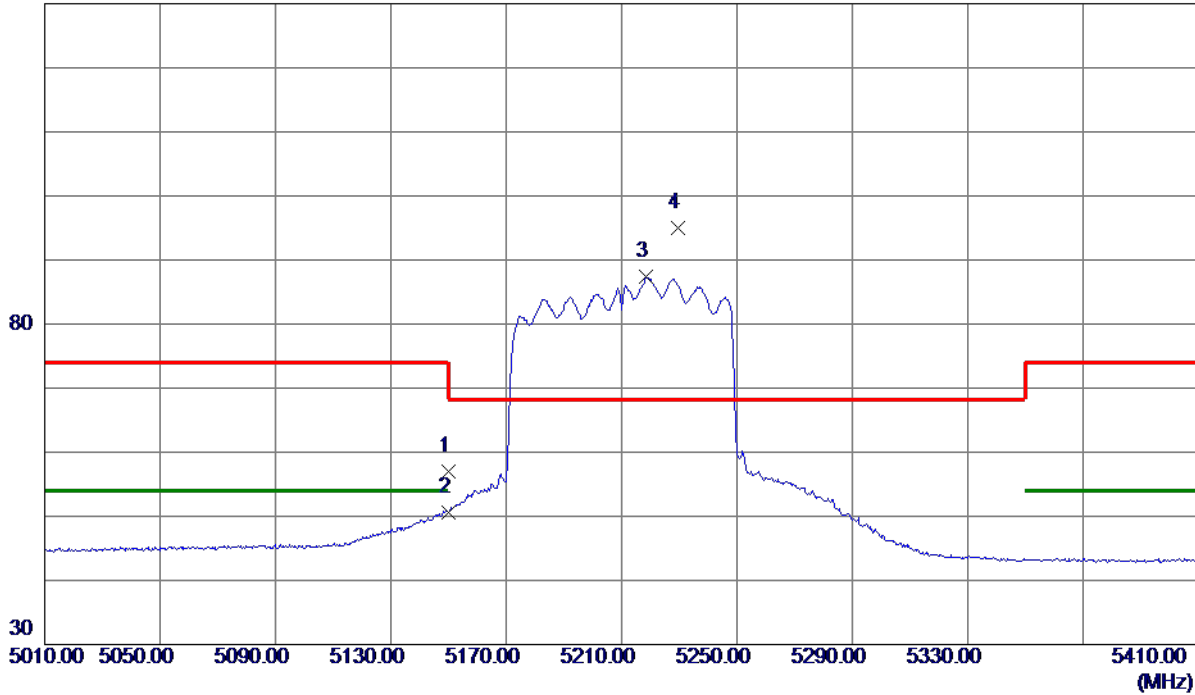
- (1) Measurement Value = Reading Level + Correct Factor.
- (2) Margin Level = Measurement Value - Limit Value.



Orthogonal Axis	X
Test Mode	UNII-1_TX AC (VHT80) Mode 5210 MHz

**Vertical**

130 dBuV/m



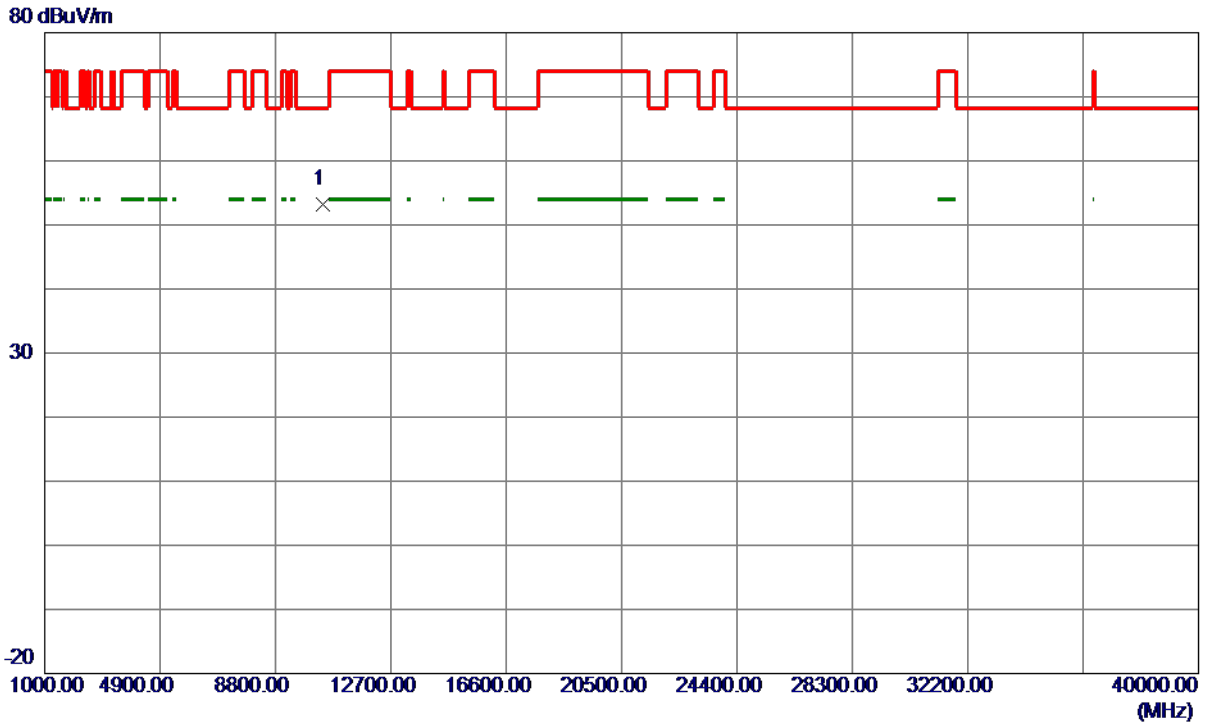
No.	Freq. MHz	Reading Level dBuV/m	Correct Factor dB	Measure ment dBuV/m	Limit dBuV/m	Margin dB	Detector	Comment
1	5150.0000	41.23	15.68	56.91	74.00	-17.09	Peak	
2	5150.0000	34.84	15.68	50.52	54.00	-3.48	AVG	
3	5218.6000	71.64	15.72	87.36	999.00	-911.64	AVG	No Limit
4 *	5229.4000	79.29	15.72	95.01	68.30	26.71	Peak	No Limit

**REMARKS:**

- (1) Measurement Value = Reading Level + Correct Factor.
- (2) Margin Level = Measurement Value - Limit Value.

Orthogonal Axis	X
Test Mode	UNII-1_TX AC (VHT80) Mode 5210 MHz

**Vertical**



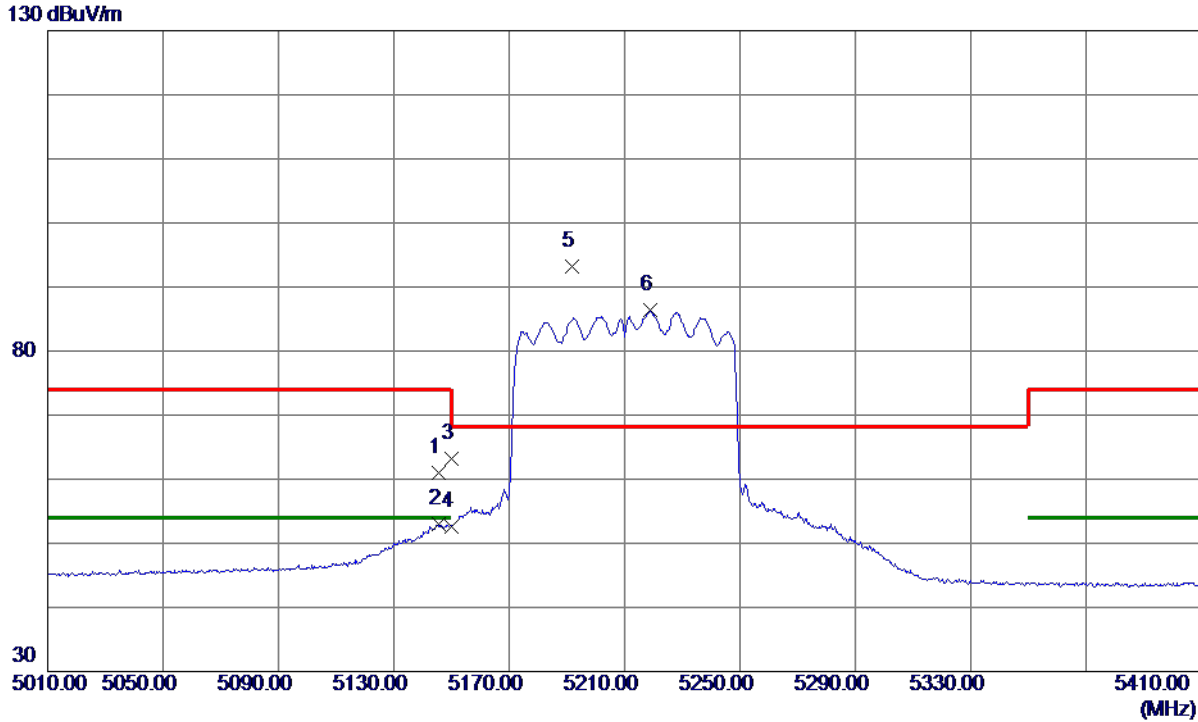
No.	Freq. MHz	Reading Level dBuV/m	Correct Factor dB	Measure ment dBuV/m	Limit dBuV/m	Margin dB	Detector	Comment
1 *	10422.7000	44.20	9.01	53.21	68.30	-15.09	Peak	

**REMARKS:**

- (1) Measurement Value = Reading Level + Correct Factor.
- (2) Margin Level = Measurement Value - Limit Value.

Orthogonal Axis	X
Test Mode	UNII-1_TX AC (VHT80) Mode 5210 MHz

### Horizontal



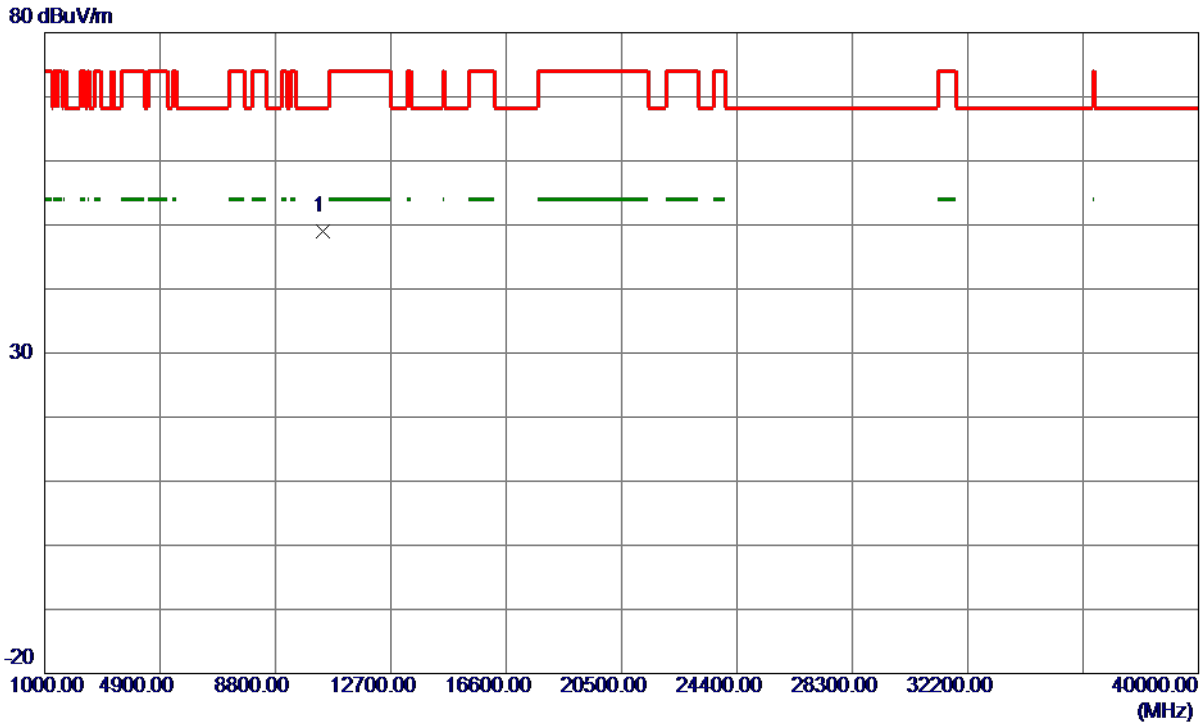
No.	Freq. MHz	Reading Level dBuV/m	Correct Factor dB	Measure ment dBuV/m	Limit dBuV/m	Margin dB	Detector	Comment
1	5145.4000	45.39	15.68	61.07	74.00	-12.93	Peak	
2	5145.4000	37.34	15.68	53.02	54.00	-0.98	AVG	
3	5150.0000	47.50	15.68	63.18	74.00	-10.82	Peak	
4	5150.0000	36.88	15.68	52.56	54.00	-1.44	AVG	
5 *	5191.8000	77.43	15.71	93.14	68.30	24.84	Peak	No Limit
6	5218.8000	70.70	15.72	86.42	999.00	-912.58	AVG	No Limit

**REMARKS:**

- (1) Measurement Value = Reading Level + Correct Factor.
- (2) Margin Level = Measurement Value - Limit Value.

Orthogonal Axis	X
Test Mode	UNII-1_TX AC (VHT80) Mode 5210 MHz

**Horizontal**



No.	Freq. MHz	Reading Level dBuV/m	Correct Factor dB	Measure ment dBuV/m	Limit dBuV/m	Margin dB	Detector	Comment
1 *	10420.2400	39.94	9.01	48.95	68.30	-19.35	Peak	

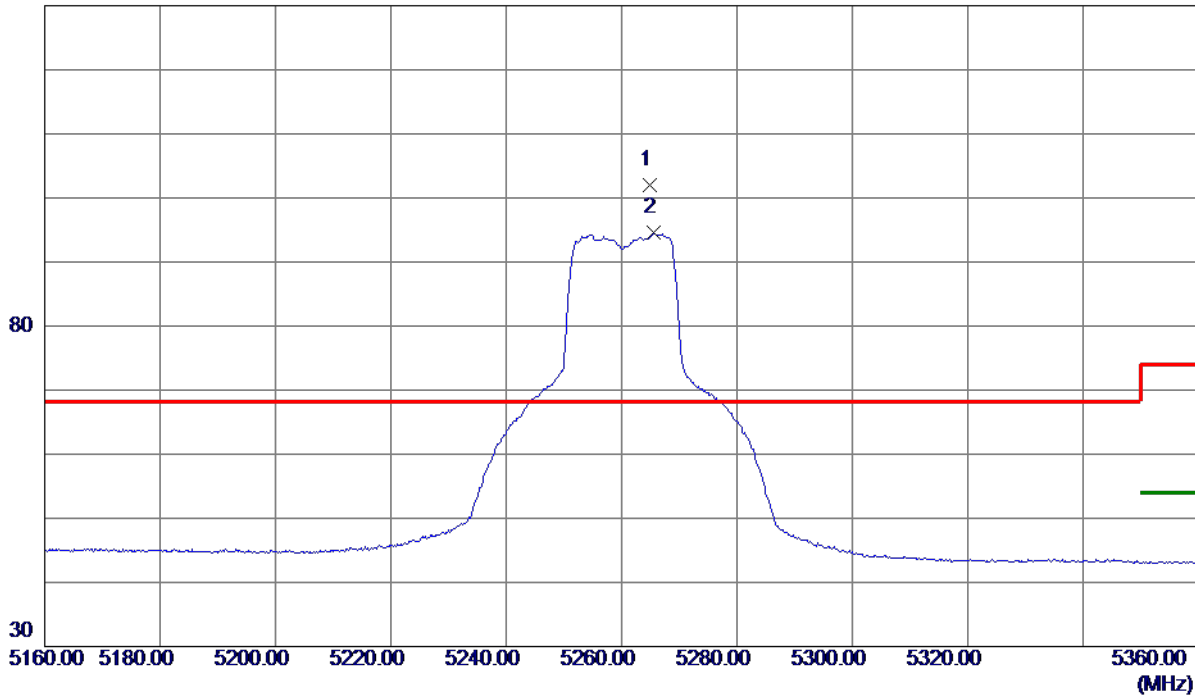
**REMARKS:**

- (1) Measurement Value = Reading Level + Correct Factor.
- (2) Margin Level = Measurement Value - Limit Value.

Orthogonal Axis	X
Test Mode	UNII-2A_TX AC (VHT20) Mode 5260 MHz

**Vertical**

130 dBuV/m



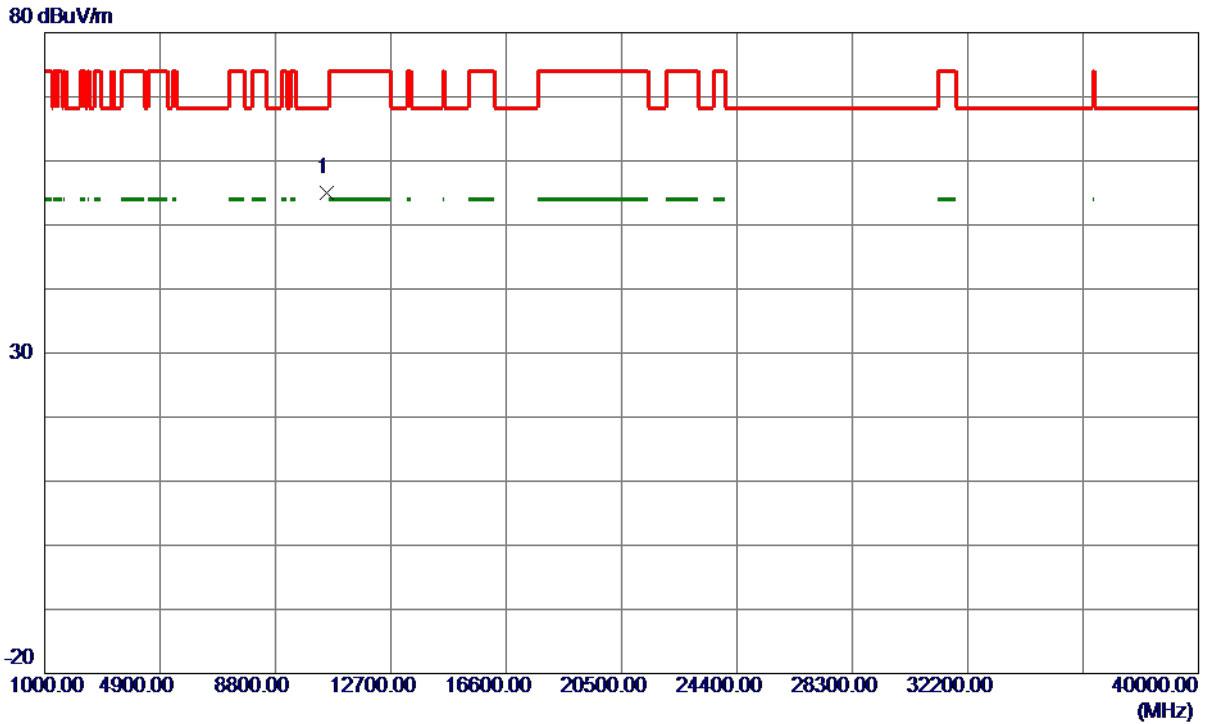
No.	Freq. MHz	Reading Level dBuV/m	Correct Factor dB	Measure ment dBuV/m	Limit dBuV/m	Margin dB	Detector	Comment
1 *	5264.8000	86.22	15.74	101.96	68.30	33.66	Peak	No Limit
2	5265.5000	78.78	15.74	94.52	999.00	-904.48	AVG	No Limit

**REMARKS:**

- (1) Measurement Value = Reading Level + Correct Factor.
- (2) Margin Level = Measurement Value - Limit Value.

Orthogonal Axis	X
Test Mode	UNII-2A_TX AC (VHT20) Mode 5260 MHz

**Vertical**



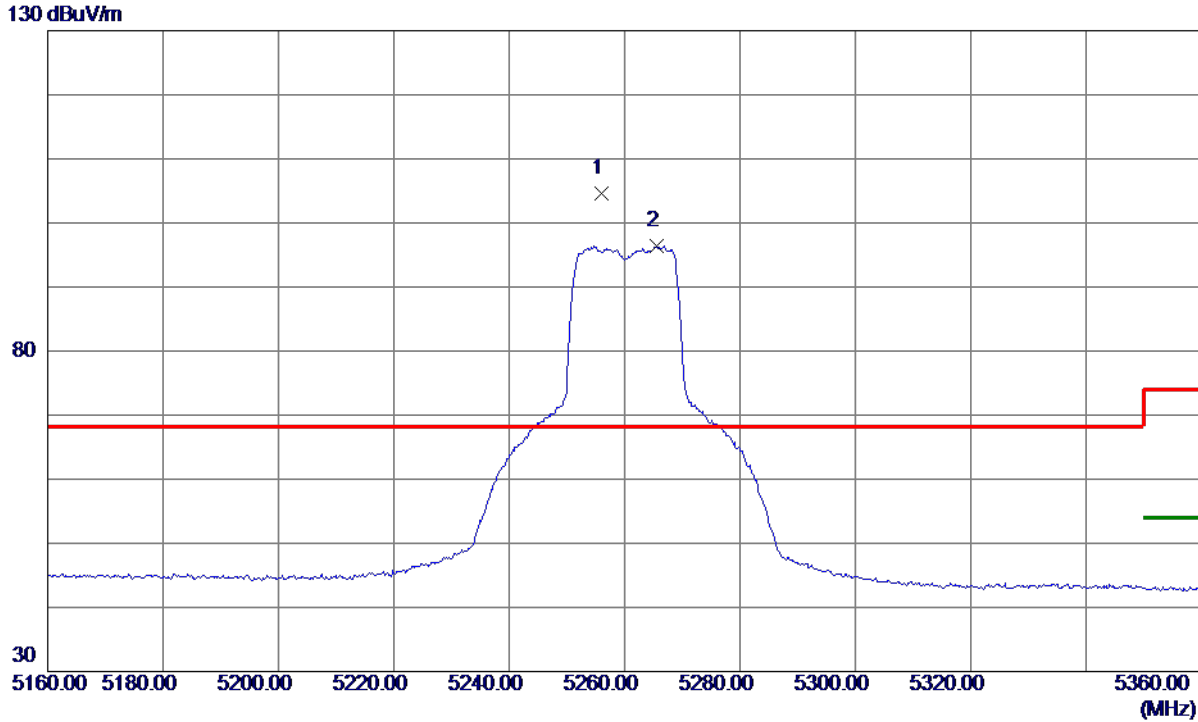
No.	Freq. MHz	Reading Level dBuV/m	Correct Factor dB	Measure ment dBuV/m	Limit dBuV/m	Margin dB	Detector	Comment
1 *	10518.0900	45.90	9.18	55.08	68.30	-13.22	Peak	

**REMARKS:**

- (1) Measurement Value = Reading Level + Correct Factor.
- (2) Margin Level = Measurement Value - Limit Value.

Orthogonal Axis	X
Test Mode	UNII-2A_TX AC (VHT20) Mode 5260 MHz

**Horizontal**



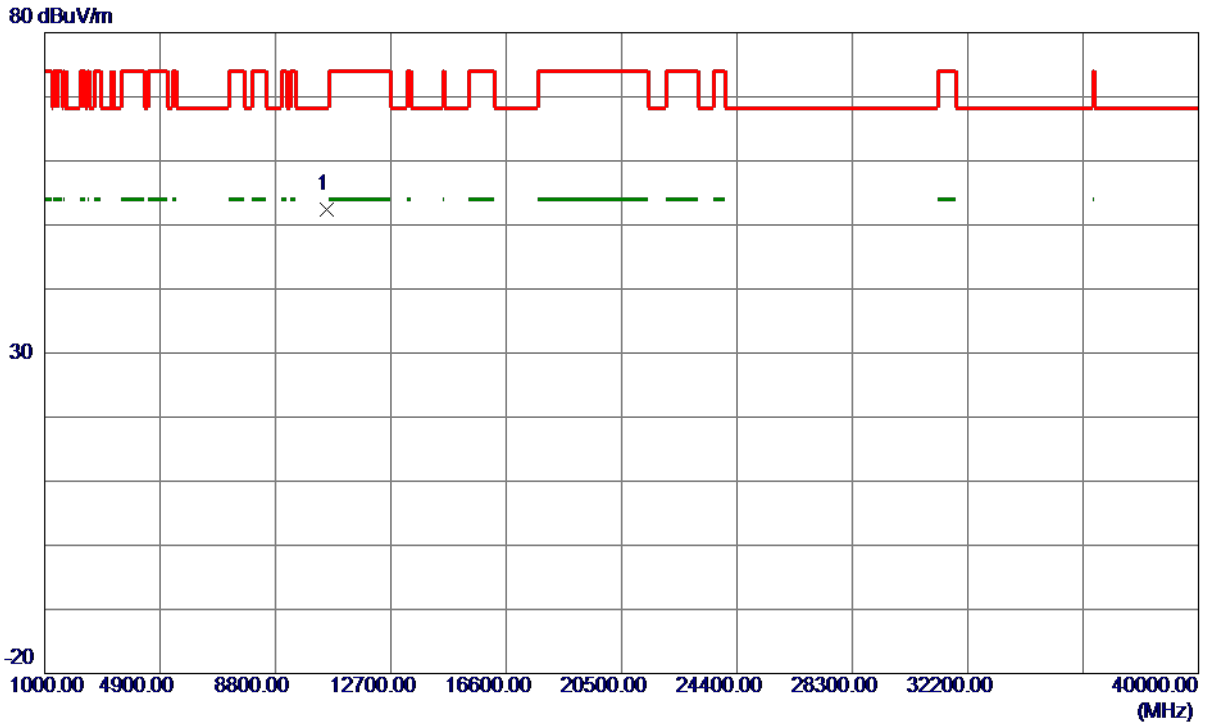
No.	Freq. MHz	Reading Level dBuV/m	Correct Factor dB	Measure ment dBuV/m	Limit dBuV/m	Margin dB	Detector	Comment
1 *	5256.1000	93.75	10.87	104.62	68.30	36.32	Peak	No Limit
2	5265.5000	85.61	10.87	96.48	999.00	-902.52	AVG	No Limit

**REMARKS:**

- (1) Measurement Value = Reading Level + Correct Factor.
- (2) Margin Level = Measurement Value - Limit Value.

Orthogonal Axis	X
Test Mode	UNII-2A_TX AC (VHT20) Mode 5260 MHz

### Horizontal



No.	Freq. MHz	Reading Level dBuV/m	Correct Factor dB	Measure ment dBuV/m	Limit dBuV/m	Margin dB	Detector	Comment
1 *	10523.3600	43.21	9.18	52.39	68.30	-15.91	Peak	

**REMARKS:**

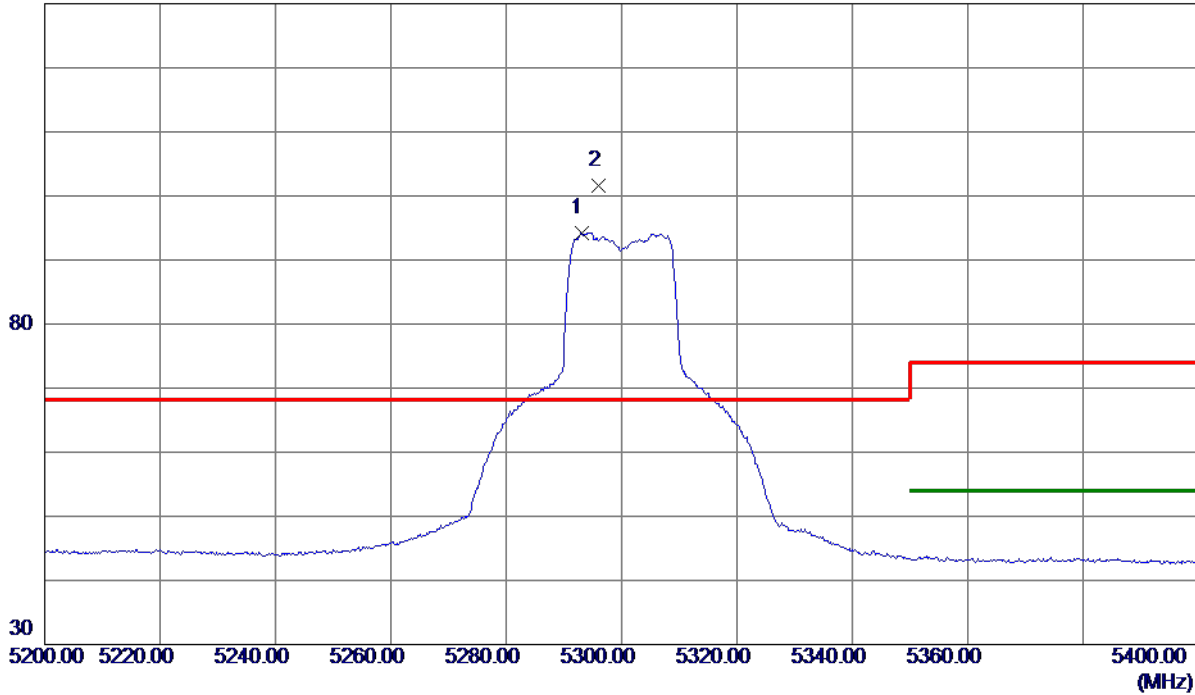
- (1) Measurement Value = Reading Level + Correct Factor.
- (2) Margin Level = Measurement Value - Limit Value.



Orthogonal Axis	X
Test Mode	UNII-2A_TX AC (VHT20) Mode 5300 MHz

**Vertical**

130 dBuV/m



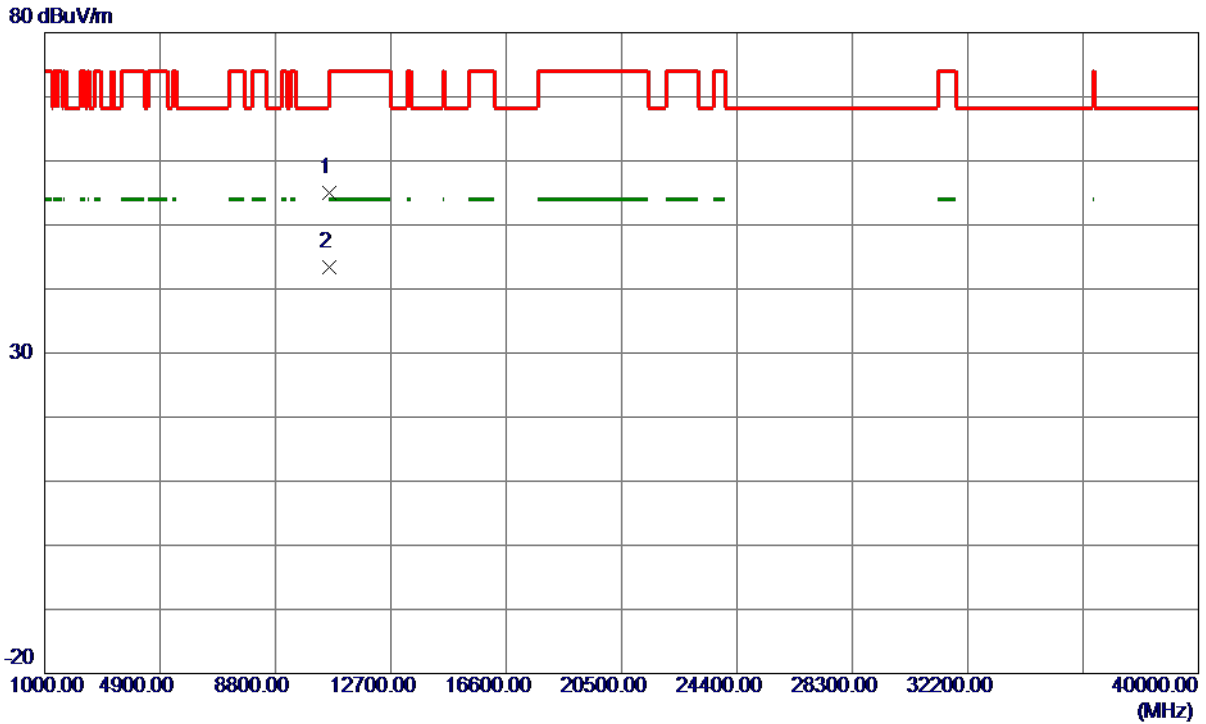
No.	Freq. MHz	Reading Level dBuV/m	Correct Factor dB	Measure ment dBuV/m	Limit dBuV/m	Margin dB	Detector	Comment
1	5293.0000	78.51	15.76	94.27	999.00	-904.73	AVG	No Limit
2 *	5296.0000	85.85	15.76	101.61	68.30	33.31	Peak	No Limit

**REMARKS:**

- (1) Measurement Value = Reading Level + Correct Factor.
- (2) Margin Level = Measurement Value - Limit Value.

Orthogonal Axis	X
Test Mode	UNII-2A_TX AC (VHT20) Mode 5300 MHz

**Vertical**



No.	Freq. MHz	Reading Level dBuV/m	Correct Factor dB	Measure ment dBuV/m	Limit dBuV/m	Margin dB	Detector	Comment
1	10600.2100	45.69	9.25	54.94	74.00	-19.06	Peak	
2 *	10600.4500	34.06	9.25	43.31	54.00	-10.69	AVG	

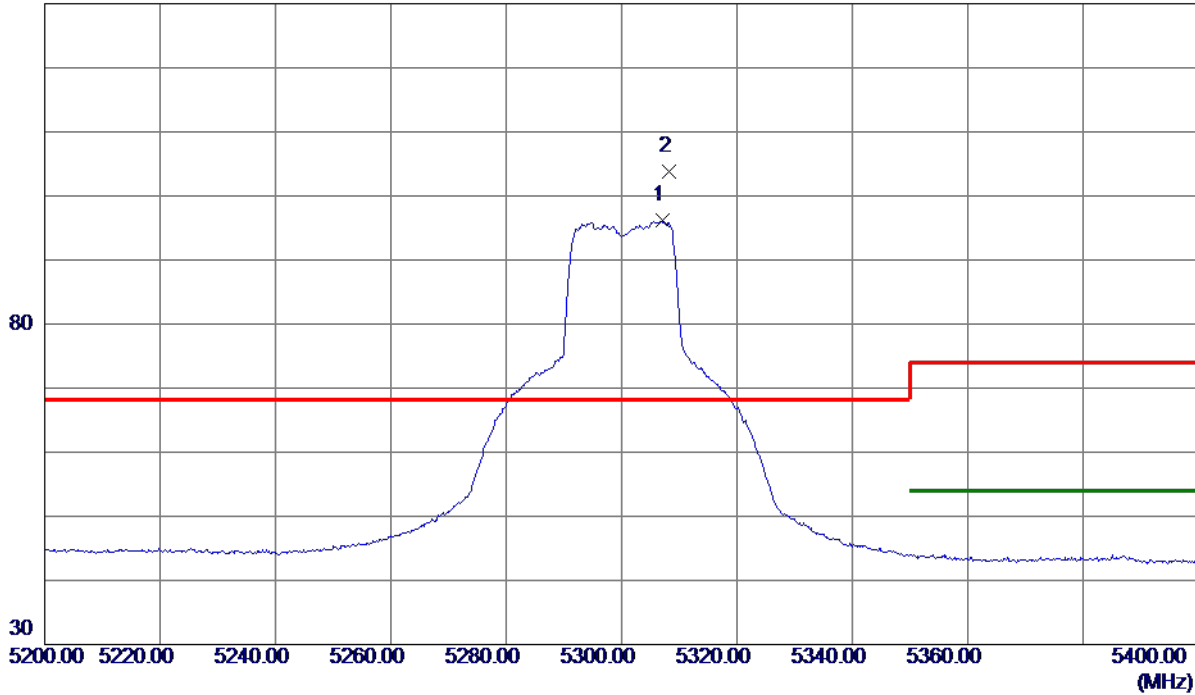
**REMARKS:**

- (1) Measurement Value = Reading Level + Correct Factor.
- (2) Margin Level = Measurement Value - Limit Value.

Orthogonal Axis	X
Test Mode	UNII-2A_TX AC (VHT20) Mode 5300 MHz

**Horizontal**

130 dBuV/m



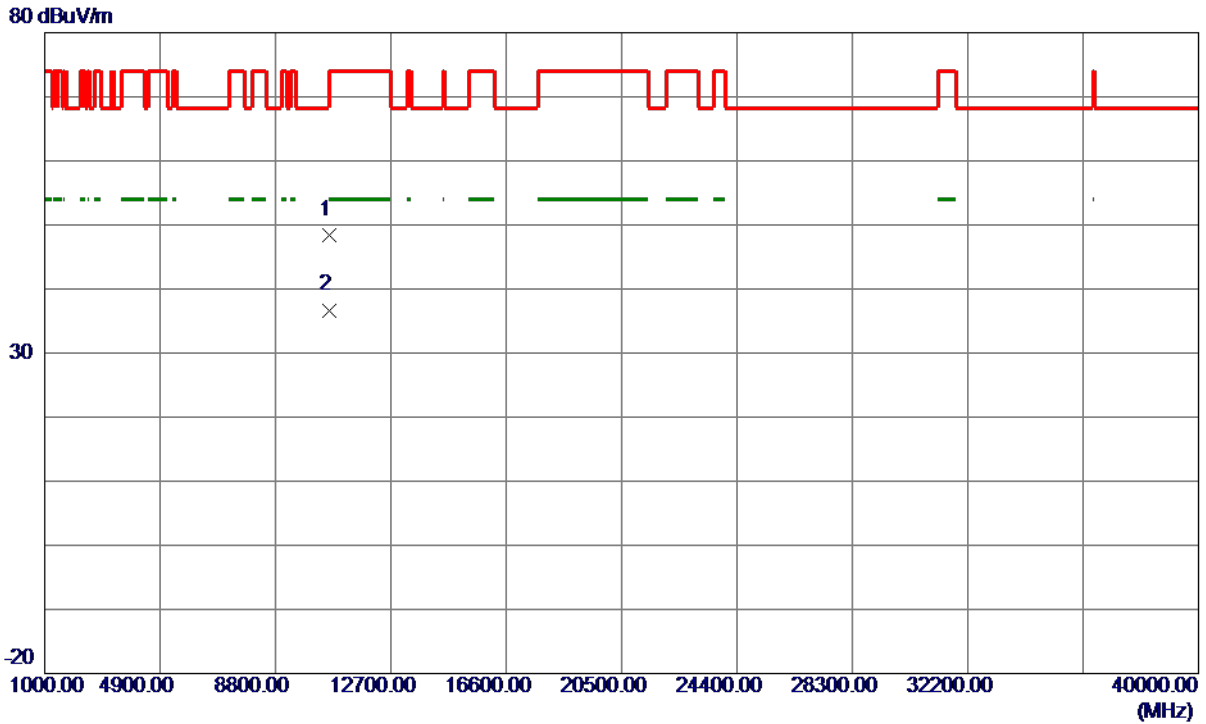
No.	Freq. MHz	Reading Level dBuV/m	Correct Factor dB	Measure ment dBuV/m	Limit dBuV/m	Margin dB	Detector	Comment
1	5307.1000	85.39	10.87	96.26	999.00	-902.74	AVG	No Limit
2 *	5308.2000	92.95	10.87	103.82	68.30	35.52	Peak	No Limit

**REMARKS:**

- (1) Measurement Value = Reading Level + Correct Factor.
- (2) Margin Level = Measurement Value - Limit Value.

Orthogonal Axis	X
Test Mode	UNII-2A_TX AC (VHT20) Mode 5300 MHz

**Horizontal**



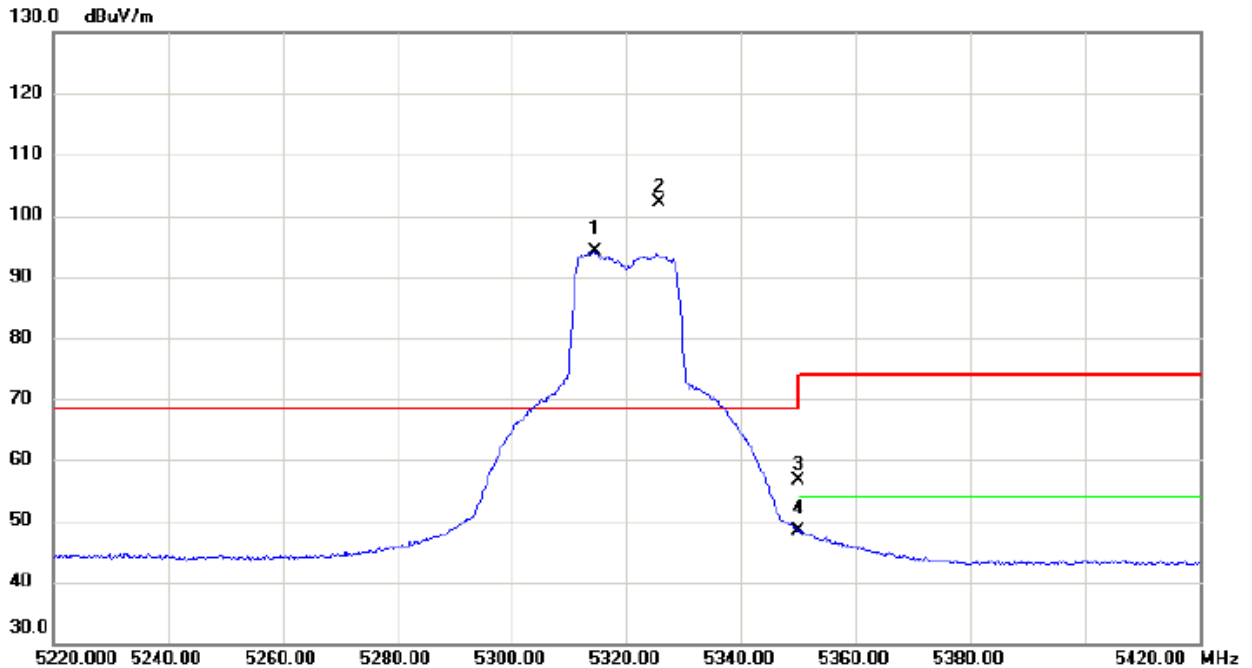
No.	Freq. MHz	Reading Level dBuV/m	Correct Factor dB	Measure ment dBuV/m	Limit dBuV/m	Margin dB	Detector	Comment
1	10599.7900	39.23	9.25	48.48	68.30	-19.82	Peak	
2 *	10600.8099	27.45	9.25	36.70	54.00	-17.30	AVG	

**REMARKS:**

- (1) Measurement Value = Reading Level + Correct Factor.
- (2) Margin Level = Measurement Value - Limit Value.

Orthogonal Axis	X
Test Mode	UNII-2A_TX AC (VHT20) Mode 5320 MHz

### Vertical



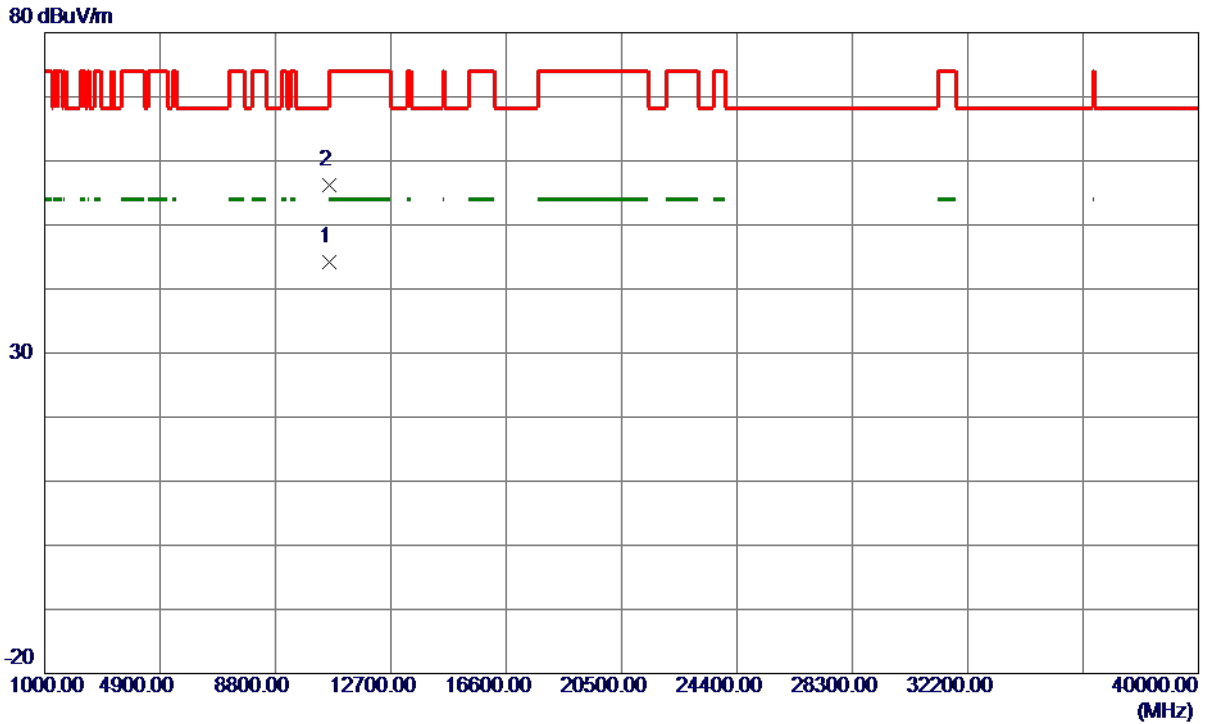
No.	Mk.	Freq. MHz	Reading Level dBuV	Correct Factor dB	Measure- ment dBuV/m	Limit dBuV/m	Margin dB	Detector	Comment
1	X	5314.500	78.40	15.77	94.17	68.30	25.87	AVG	No Limit
2	*	5325.600	86.31	15.78	102.09	68.30	33.79	peak	No Limit
3		5350.000	40.85	15.79	56.64	74.00	-17.36	peak	
4		5350.000	32.65	15.79	48.44	54.00	-5.56	AVG	

**REMARKS:**

- (1) Measurement Value = Reading Level + Correct Factor.
- (2) Margin Level = Measurement Value - Limit Value.

Orthogonal Axis	X
Test Mode	UNII-2A_TX AC (VHT20) Mode 5320 MHz

**Vertical**



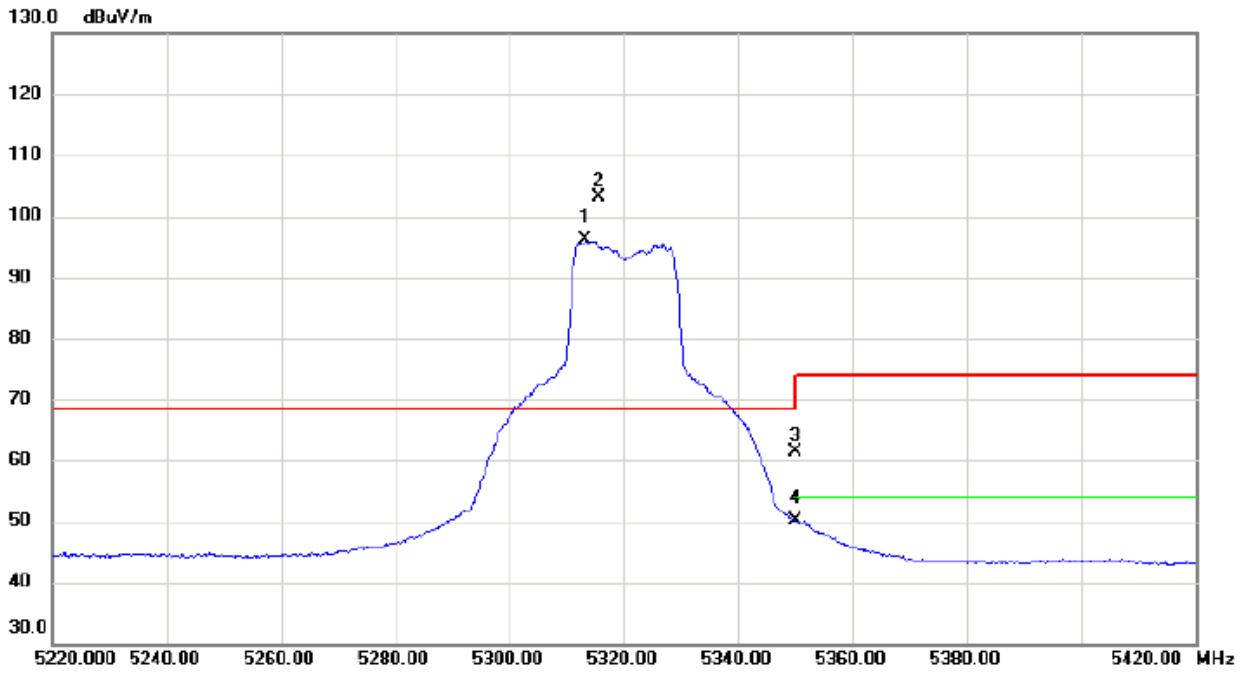
No.	Freq. MHz	Reading Level dBuV/m	Correct Factor dB	Measure ment dBuV/m	Limit dBuV/m	Margin dB	Detector	Comment
1 *	10640.4800	34.97	9.29	44.26	54.00	-9.74	AVG	
2	10640.9100	46.89	9.29	56.18	74.00	-17.82	Peak	

**REMARKS:**

- (1) Measurement Value = Reading Level + Correct Factor.
- (2) Margin Level = Measurement Value - Limit Value.

Orthogonal Axis	X
Test Mode	UNII-2A_TX AC (VHT20) Mode 5320 MHz

### Horizontal



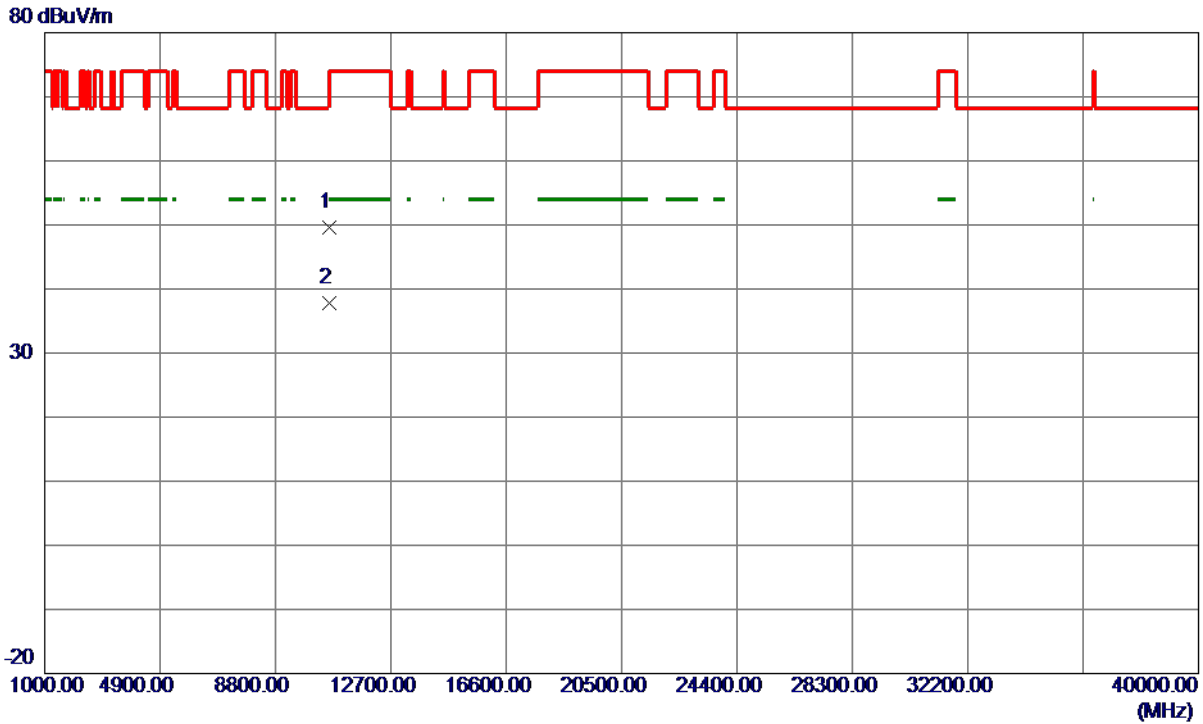
No.	Mk.	Freq.	Reading Level	Correct Factor	Measurement	Limit	Margin		
		MHz	dBuV	dB	dBuV/m	dBuV/m	dB	Detector	Comment
1	X	5313.200	85.25	10.87	96.12	68.30	27.82	AVG	No Limit
2	*	5315.600	92.20	10.87	103.07	68.30	34.77	peak	No Limit
3		5350.000	50.44	10.87	61.31	74.00	-12.69	peak	
4		5350.000	39.34	10.87	50.21	54.00	-3.79	AVG	

**REMARKS:**

- (1) Measurement Value = Reading Level + Correct Factor.
- (2) Margin Level = Measurement Value - Limit Value.

Orthogonal Axis	X
Test Mode	UNII-2A_TX AC (VHT20) Mode 5320 MHz

**Horizontal**



No.	Freq. MHz	Reading Level dBuV/m	Correct Factor dB	Measure ment dBuV/m	Limit dBuV/m	Margin dB	Detector	Comment
1	10638.3800	40.32	9.29	49.61	74.00	-24.39	Peak	
2 *	10640.3900	28.46	9.29	37.75	54.00	-16.25	AVG	

**REMARKS:**

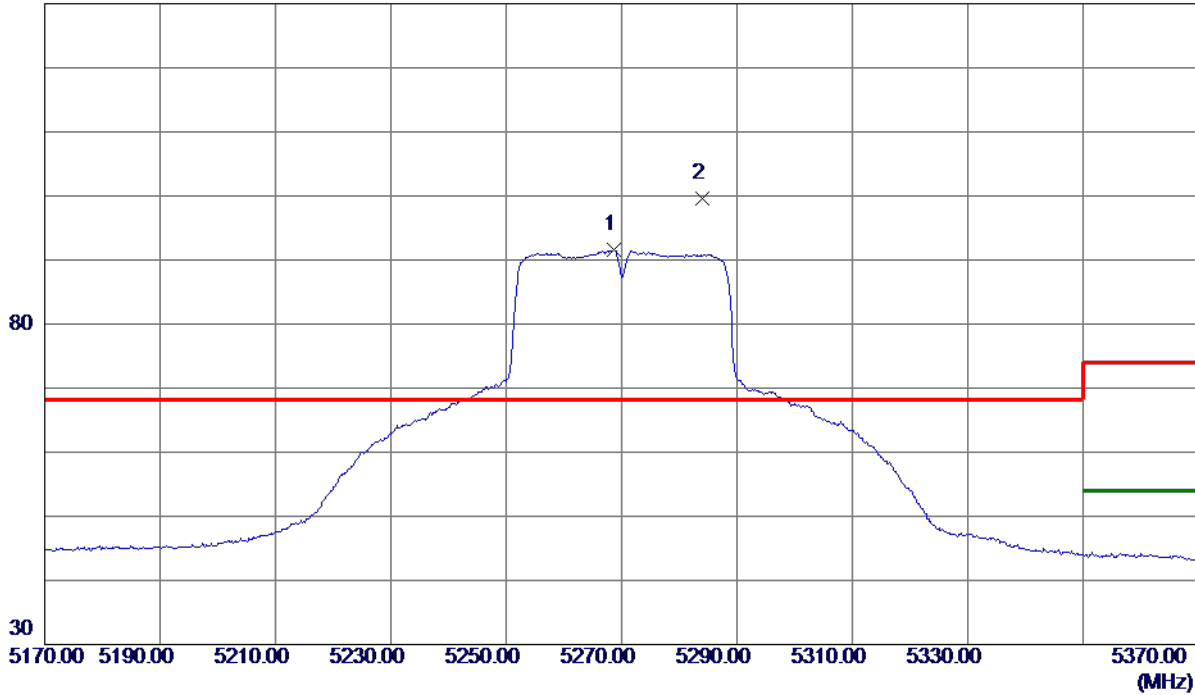
- (1) Measurement Value = Reading Level + Correct Factor.
- (2) Margin Level = Measurement Value - Limit Value.



Orthogonal Axis	X
Test Mode	UNII-2A_TX AC (VHT40) Mode 5270 MHz

**Vertical**

130 dBuV/m



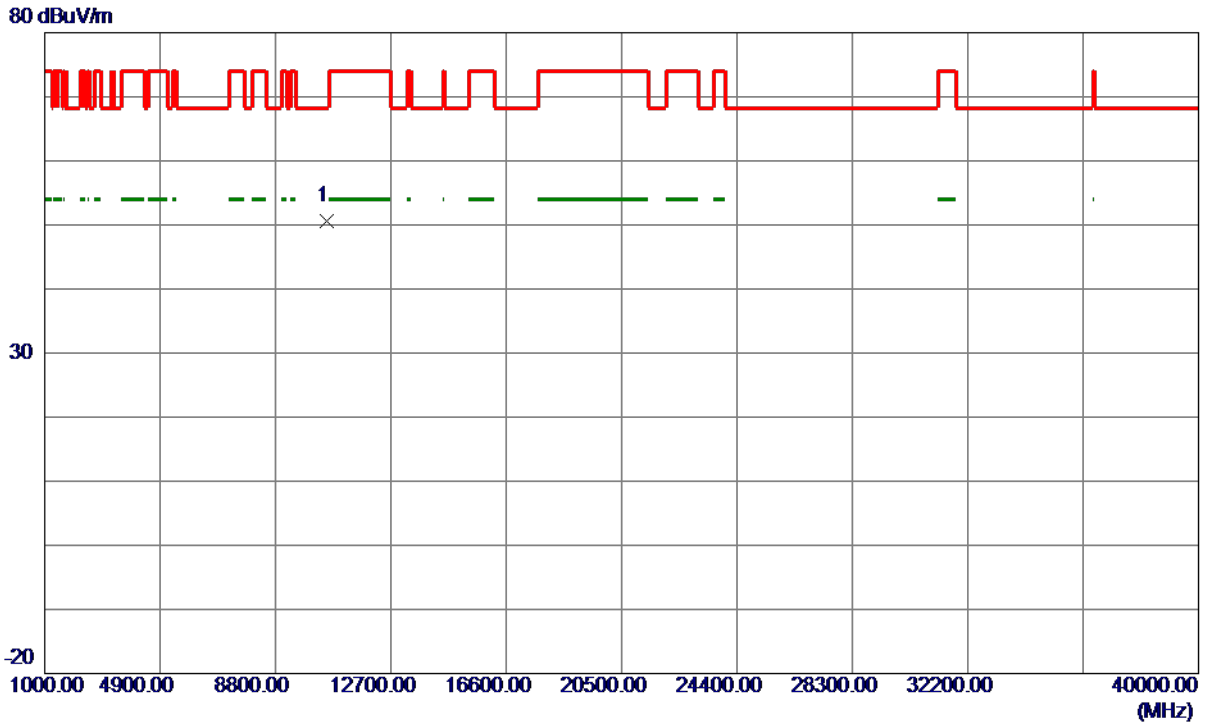
No.	Freq. MHz	Reading Level dBuV/m	Correct Factor dB	Measure ment dBuV/m	Limit dBuV/m	Margin dB	Detector	Comment
1	5268.7000	75.78	15.74	91.52	999.00	-907.48	AVG	No Limit
2 *	5284.0000	83.92	15.75	99.67	68.30	31.37	Peak	No Limit

**REMARKS:**

- (1) Measurement Value = Reading Level + Correct Factor.
- (2) Margin Level = Measurement Value - Limit Value.

Orthogonal Axis	X
Test Mode	UNII-2A_TX AC (VHT40) Mode 5270 MHz

**Vertical**



No.	Freq. MHz	Reading Level dBuV/m	Correct Factor dB	Measure ment dBuV/m	Limit dBuV/m	Margin dB	Detector	Comment
1 *	10538.8700	41.41	9.20	50.61	68.30	-17.69	Peak	

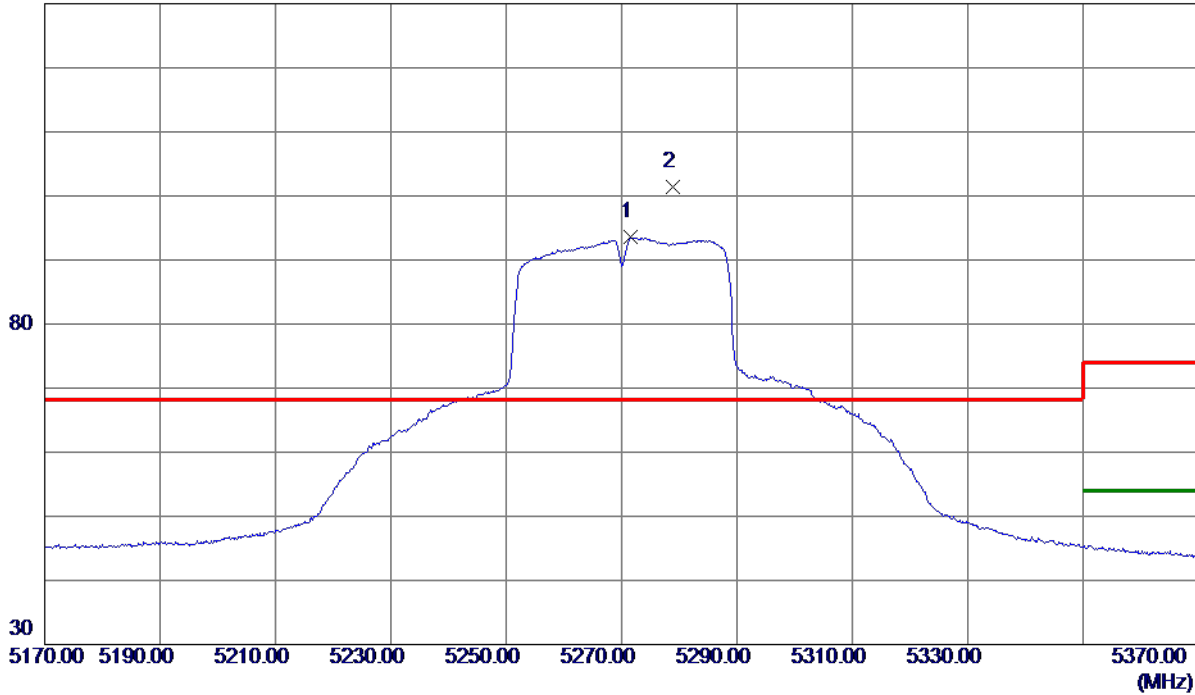
**REMARKS:**

- (1) Measurement Value = Reading Level + Correct Factor.
- (2) Margin Level = Measurement Value - Limit Value.

Orthogonal Axis	X
Test Mode	UNII-2A_TX AC (VHT40) Mode 5270 MHz

**Horizontal**

130 dBuV/m



No.	Freq. MHz	Reading Level dBuV/m	Correct Factor dB	Measure ment dBuV/m	Limit dBuV/m	Margin dB	Detector	Comment
1	5271.6000	82.71	10.87	93.58	999.00	-905.42	AVG	No Limit
2 *	5278.8000	90.55	10.87	101.42	68.30	33.12	Peak	No Limit

**REMARKS:**

- (1) Measurement Value = Reading Level + Correct Factor.
- (2) Margin Level = Measurement Value - Limit Value.

Orthogonal Axis	X
Test Mode	UNII-2A_TX AC (VHT40) Mode 5270 MHz

**Horizontal**



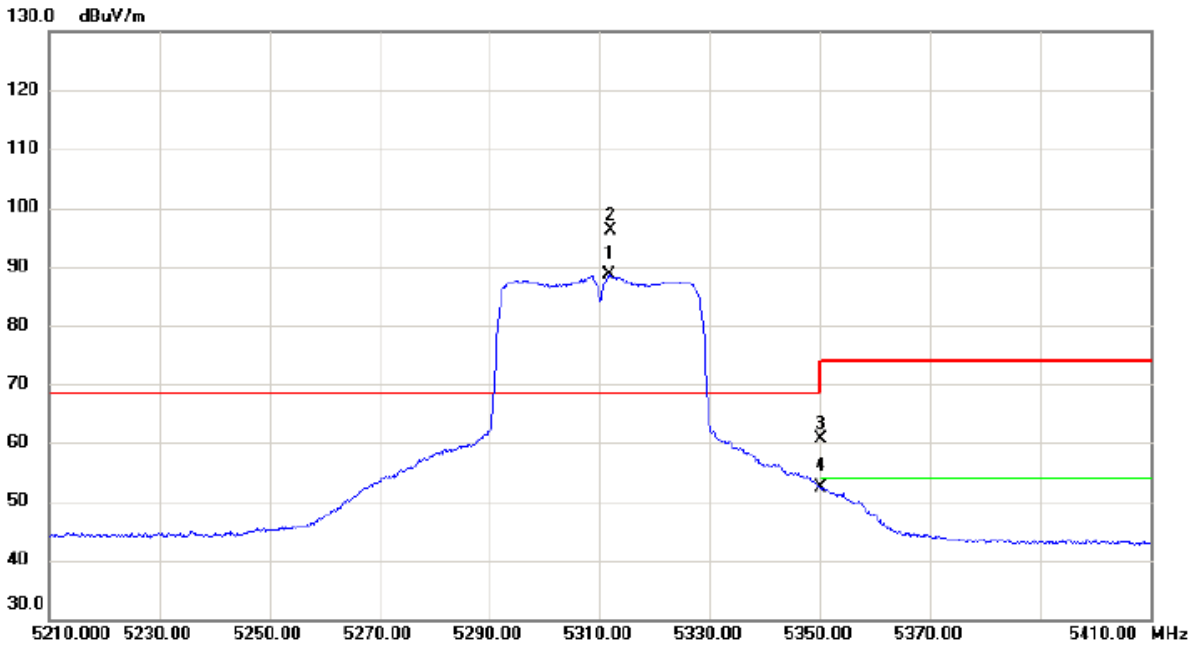
No.	Freq. MHz	Reading Level dBuV/m	Correct Factor dB	Measure ment dBuV/m	Limit dBuV/m	Margin dB	Detector	Comment
1 *	10542.3300	39.47	9.20	48.67	68.30	-19.63	Peak	

**REMARKS:**

- (1) Measurement Value = Reading Level + Correct Factor.
- (2) Margin Level = Measurement Value - Limit Value.

Orthogonal Axis	X
Test Mode	UNII-2A_TX AC (VHT40) Mode 5310 MHz

**Vertical**



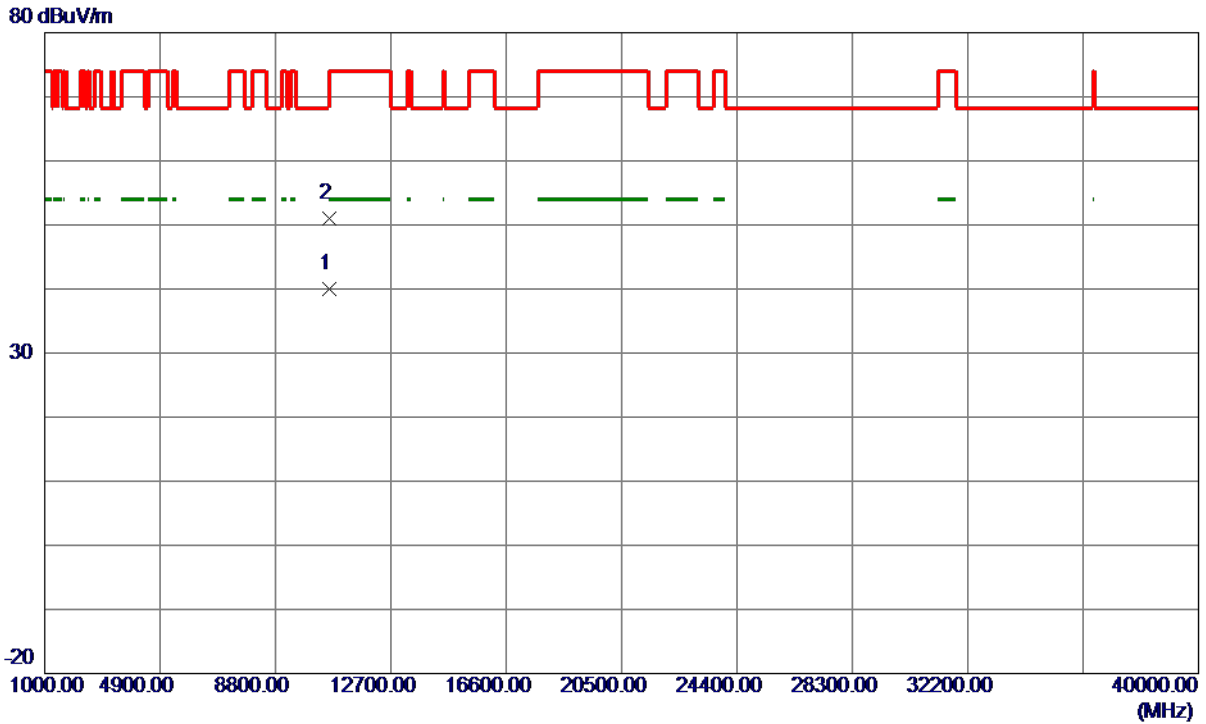
No.	Mk.	Freq. MHz	Reading Level dBuV	Correct Factor dB	Measure- ment dBuV/m	Limit dBuV/m	Margin dB	Detector	Comment
1	X	5311.700	72.74	15.77	88.51	68.30	20.21	AVG	No Limit
2	*	5311.900	80.28	15.77	96.05	68.30	27.75	peak	No Limit
3		5350.000	44.92	15.79	60.71	74.00	-13.29	peak	
4		5350.000	36.65	15.79	52.44	54.00	-1.56	AVG	

**REMARKS:**

- (1) Measurement Value = Reading Level + Correct Factor.
- (2) Margin Level = Measurement Value - Limit Value.

Orthogonal Axis	X
Test Mode	UNII-2A_TX AC (VHT40) Mode 5310 MHz

**Vertical**



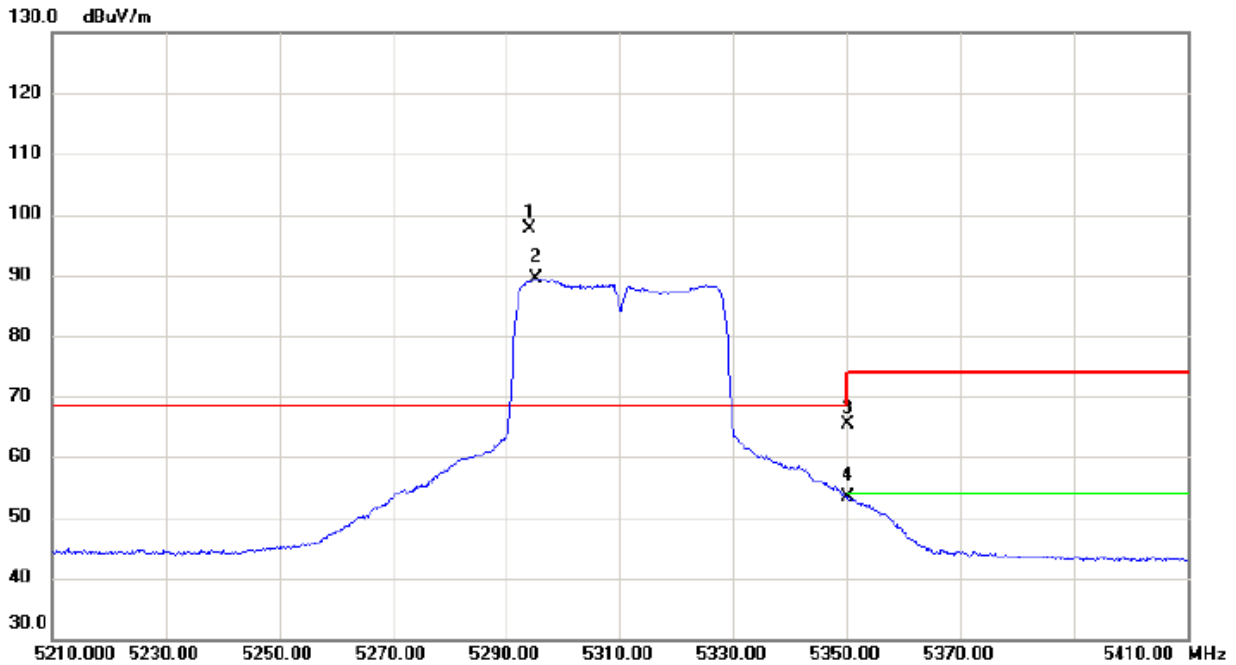
No.	Freq. MHz	Reading Level dBuV/m	Correct Factor dB	Measure ment dBuV/m	Limit dBuV/m	Margin dB	Detector	Comment
1 *	10620.3300	30.74	9.27	40.01	54.00	-13.99	AVG	
2	10625.8800	41.75	9.28	51.03	74.00	-22.97	Peak	

**REMARKS:**

- (1) Measurement Value = Reading Level + Correct Factor.
- (2) Margin Level = Measurement Value - Limit Value.

Orthogonal Axis	X
Test Mode	UNII-2A_TX AC (VHT40) Mode 5310 MHz

Horizontal



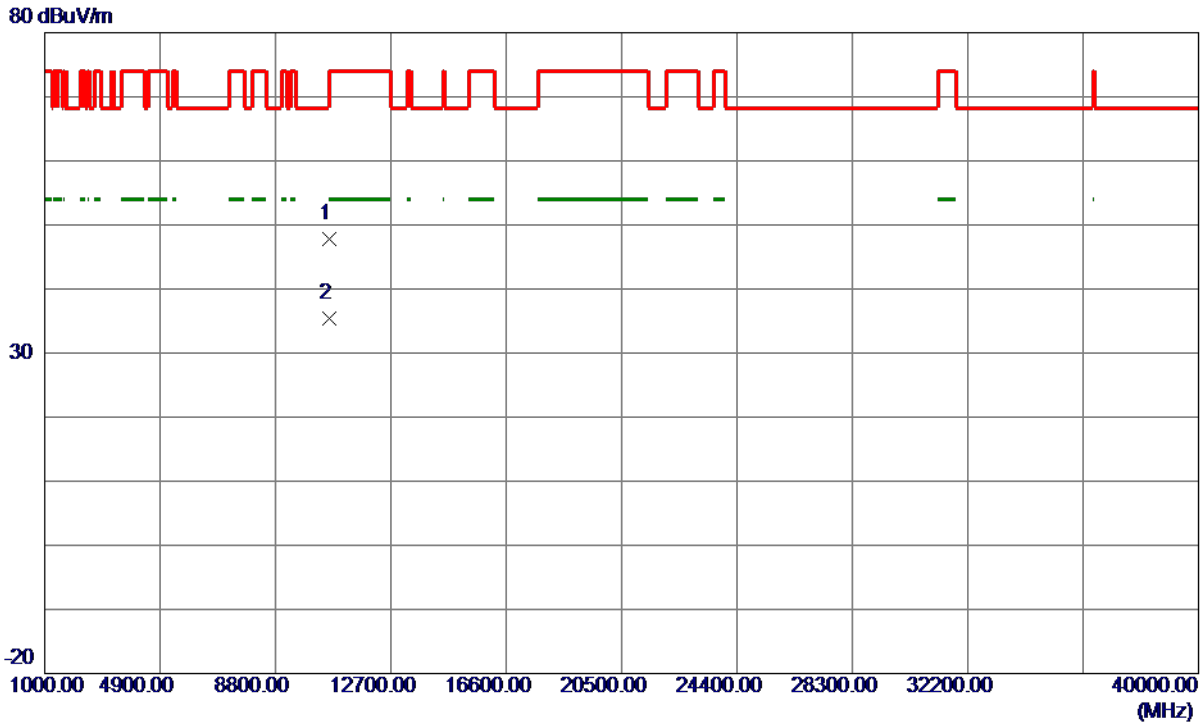
No.	Mk.	Freq. MHz	Reading Level dBuV	Correct Factor dB	Measure- ment dBuV/m	Limit dBuV/m	Margin dB	Detector	Comment
1	*	5294.200	81.74	15.77	97.51	68.30	29.21	peak	No Limit
2	X	5295.200	73.67	15.76	89.43	68.30	21.13	AVG	No Limit
3		5350.000	49.71	15.79	65.50	74.00	-8.50	peak	
4		5350.000	37.58	15.79	53.37	54.00	-0.63	AVG	

REMARKS:

- (1) Measurement Value = Reading Level + Correct Factor.
- (2) Margin Level = Measurement Value - Limit Value.

Orthogonal Axis	X
Test Mode	UNII-2A_TX AC (VHT40) Mode 5310 MHz

**Horizontal**



No.	Freq. MHz	Reading Level dBuV/m	Correct Factor dB	Measure ment dBuV/m	Limit dBuV/m	Margin dB	Detector	Comment
1	10620.4700	38.47	9.27	47.74	74.00	-26.26	Peak	
2 *	10620.5300	26.16	9.27	35.43	54.00	-18.57	AVG	

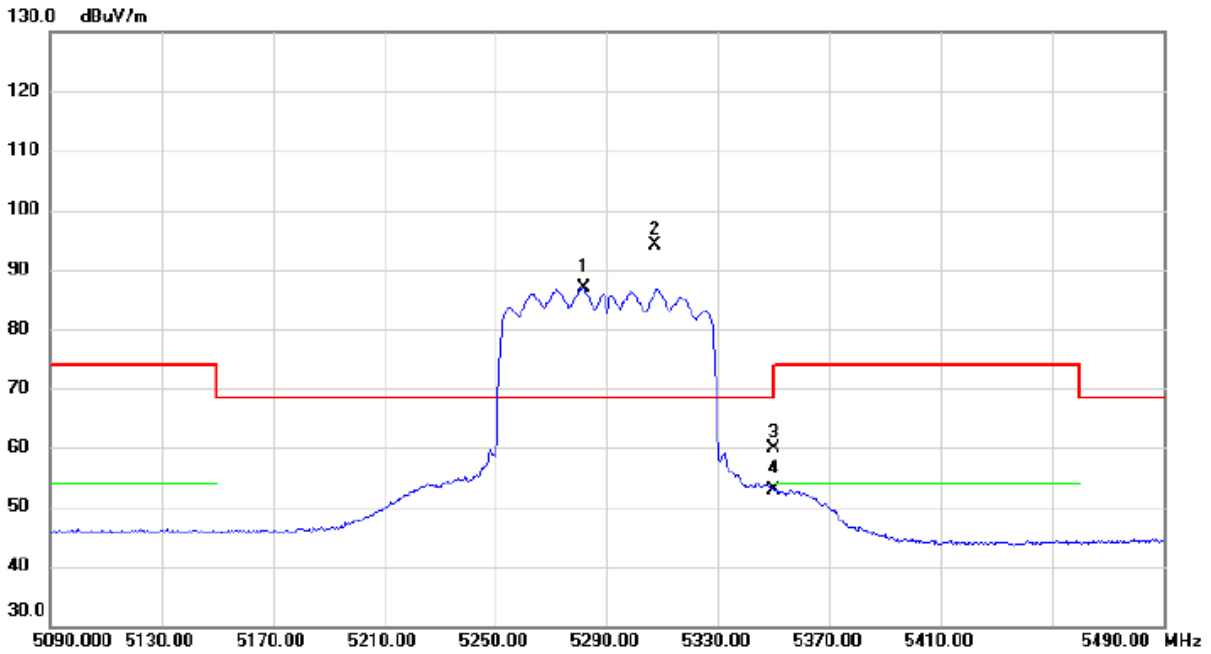
**REMARKS:**

- (1) Measurement Value = Reading Level + Correct Factor.
- (2) Margin Level = Measurement Value - Limit Value.



Orthogonal Axis	X
Test Mode	UNII-2A_TX AC (VHT80) Mode 5290 MHz

**Vertical**



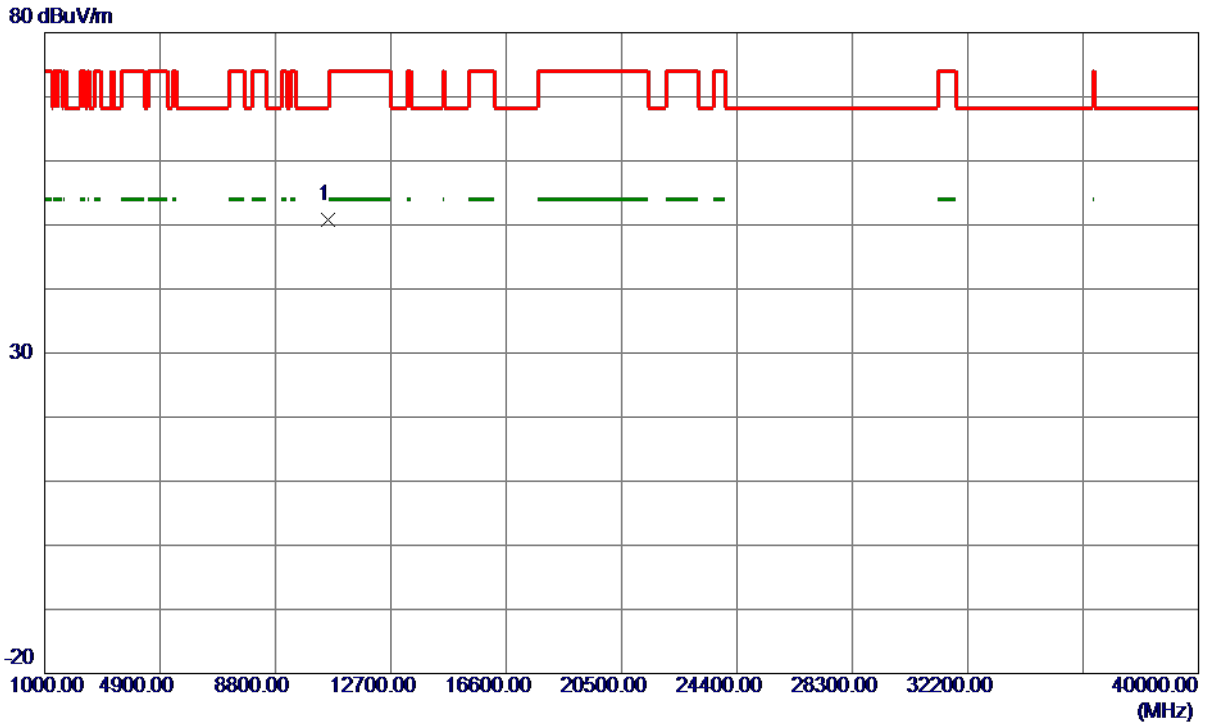
No.	Mk.	Freq. MHz	Reading Level dBuV	Correct Factor dB	Measure- ment dBuV/m	Limit dBuV/m	Margin dB	Detector	Comment
1	X	5281.600	71.05	15.76	86.81	68.30	18.51	AVG	No Limit
2	*	5307.400	78.35	15.76	94.11	68.30	25.81	peak	No Limit
3		5350.000	44.08	15.79	59.87	74.00	-14.13	peak	
4		5350.000	37.20	15.79	52.99	54.00	-1.01	AVG	

**REMARKS:**

- (1) Measurement Value = Reading Level + Correct Factor.
- (2) Margin Level = Measurement Value - Limit Value.

Orthogonal Axis	X
Test Mode	UNII-2A_TX AC (VHT80) Mode 5290 MHz

**Vertical**



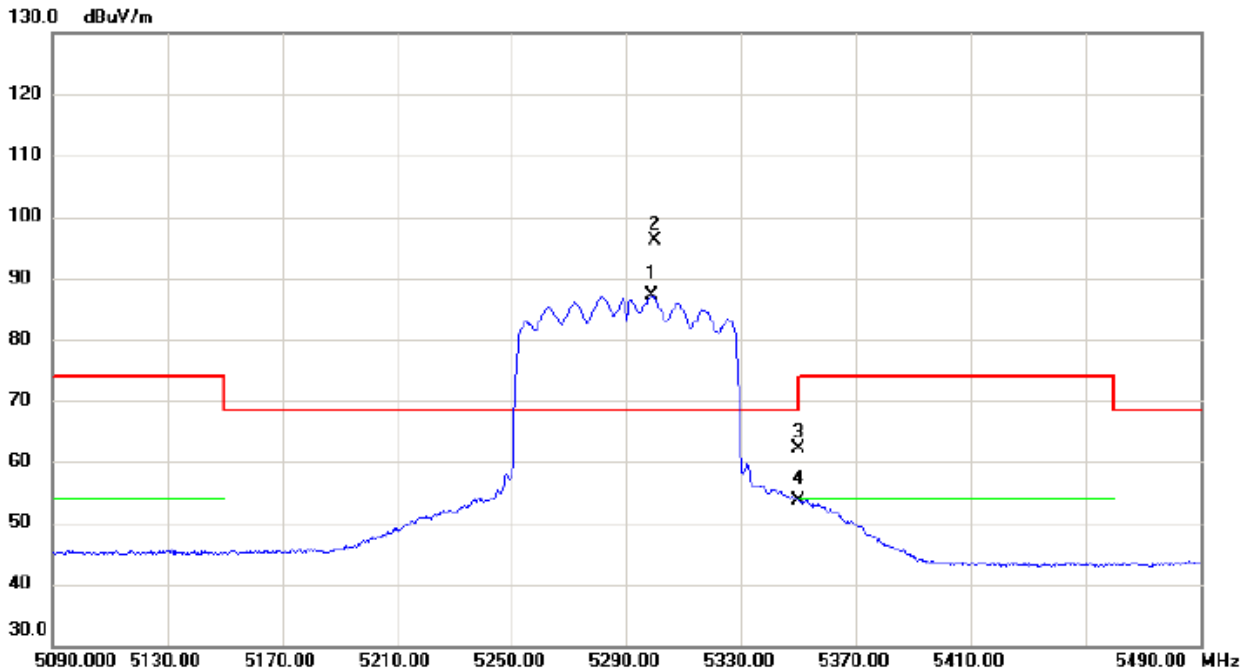
No.	Freq. MHz	Reading Level dBuV/m	Correct Factor dB	Measure ment dBuV/m	Limit dBuV/m	Margin dB	Detector	Comment
1 *	10582.2800	41.54	9.24	50.78	68.30	-17.52	Peak	

**REMARKS:**

- (1) Measurement Value = Reading Level + Correct Factor.
- (2) Margin Level = Measurement Value - Limit Value.

Orthogonal Axis	X
Test Mode	UNII-2A_TX AC (VHT80) Mode 5290 MHz

### Horizontal



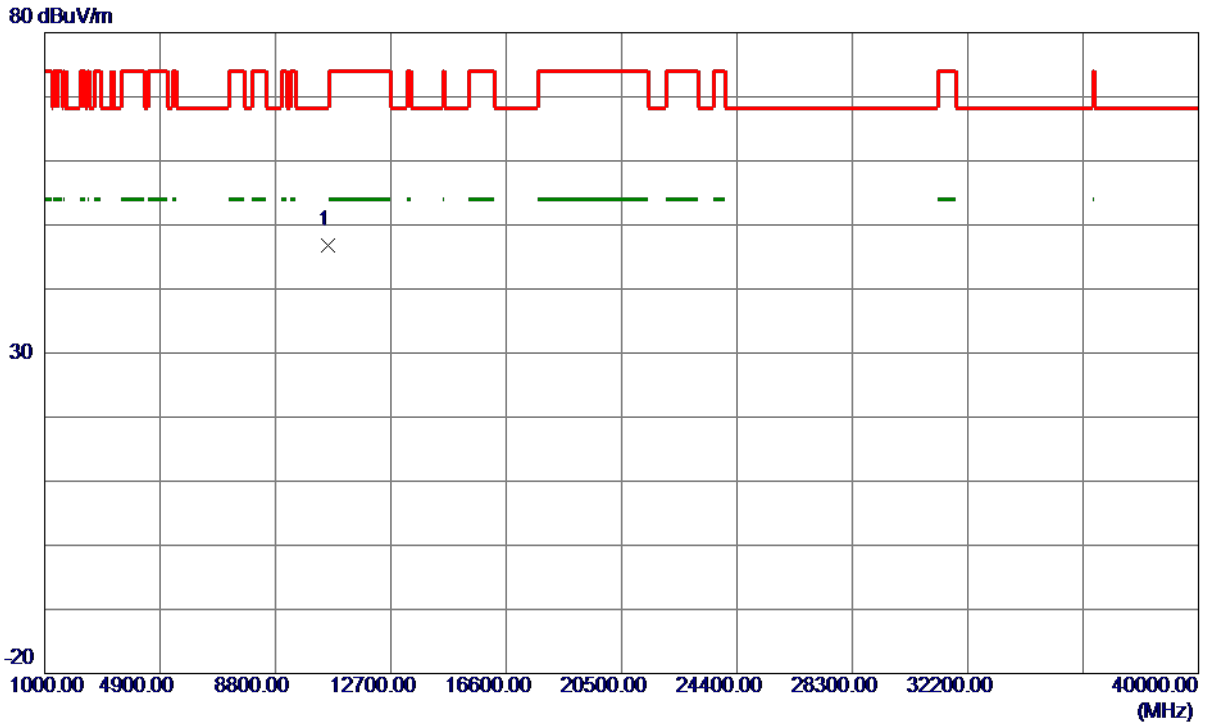
No.	Mk.	Freq. MHz	Reading Level dBuV	Correct Factor dB	Measure- ment dBuV/m	Limit dBuV/m	Margin dB	Detector	Comment
1	X	5298.800	71.44	15.76	87.20	68.30	18.90	AVG	No Limit
2	*	5299.600	80.42	15.76	96.18	68.30	27.88	peak	No Limit
3		5350.000	46.29	15.79	62.08	74.00	-11.92	peak	
4		5350.000	37.90	15.79	53.69	54.00	-0.31	AVG	

**REMARKS:**

- (1) Measurement Value = Reading Level + Correct Factor.
- (2) Margin Level = Measurement Value - Limit Value.

Orthogonal Axis	X
Test Mode	UNII-2A_TX AC (VHT80) Mode 5290 MHz

**Horizontal**



No.	Freq. MHz	Reading Level dBuV/m	Correct Factor dB	Measure ment dBuV/m	Limit dBuV/m	Margin dB	Detector	Comment
1 *	10574.8500	37.62	9.23	46.85	68.30	-21.45	Peak	

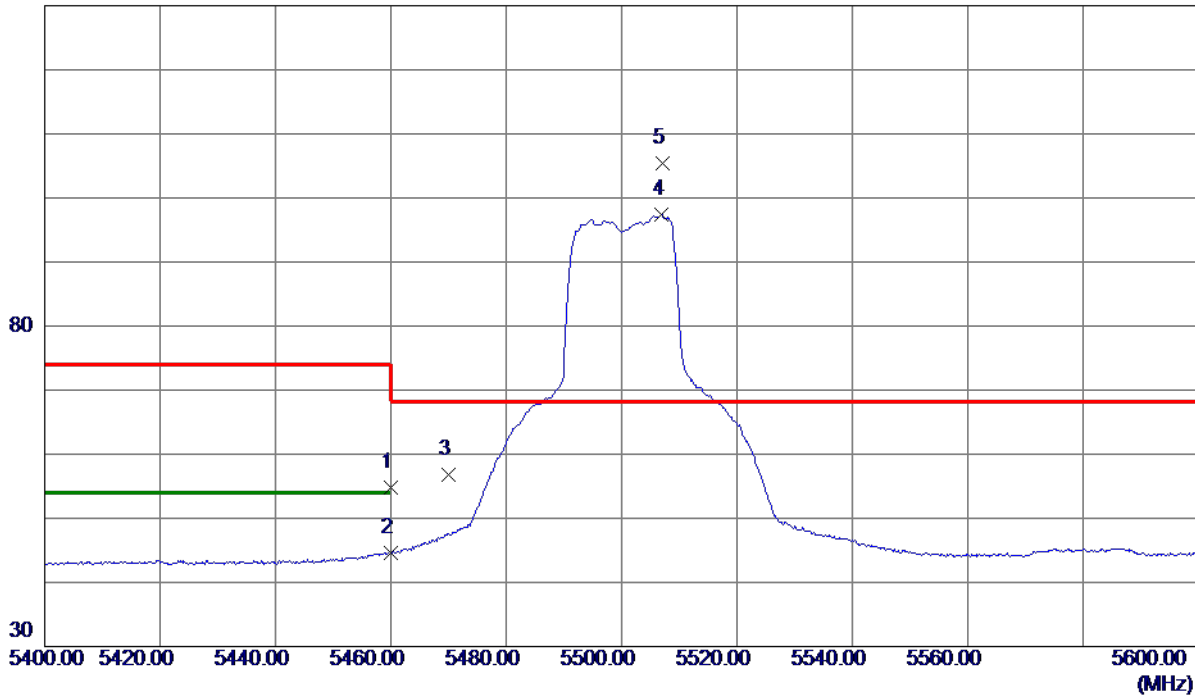
**REMARKS:**

- (1) Measurement Value = Reading Level + Correct Factor.
- (2) Margin Level = Measurement Value - Limit Value.

Orthogonal Axis	X
Test Mode	UNII-2C_TX AC (VHT20) Mode 5500 MHz

**Vertical**

130 dBuV/m



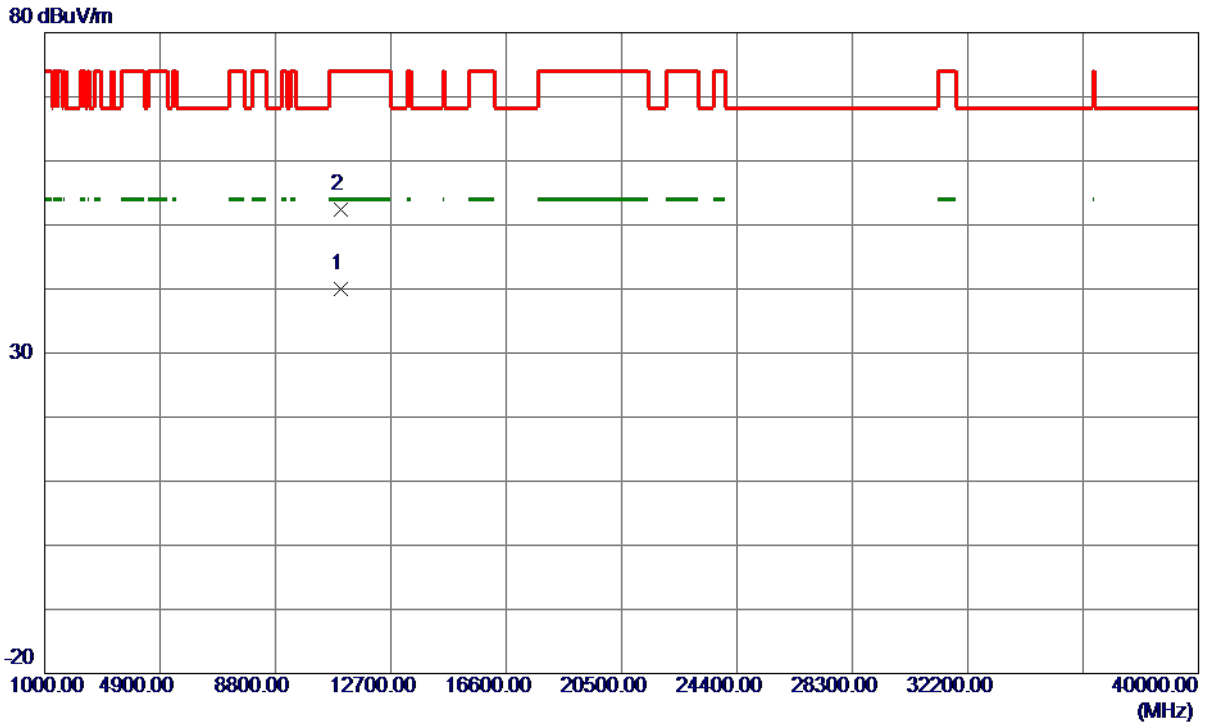
No.	Freq. MHz	Reading Level dBuV/m	Correct Factor dB	Measure ment dBuV/m	Limit dBuV/m	Margin dB	Detector	Comment
1	5460.0000	38.91	15.84	54.75	74.00	-19.25	Peak	
2	5460.0000	28.79	15.84	44.63	54.00	-9.37	AVG	
3	5470.0000	40.89	15.84	56.73	68.30	-11.57	Peak	
4	5507.0000	81.58	15.86	97.44	999.00	-901.56	AVG	No Limit
5 *	5507.2000	89.52	15.86	105.38	68.30	37.08	Peak	No Limit

**REMARKS:**

- (1) Measurement Value = Reading Level + Correct Factor.
- (2) Margin Level = Measurement Value - Limit Value.

Orthogonal Axis	X
Test Mode	UNII-2C_TX AC (VHT20) Mode 5500 MHz

**Vertical**



No.	Freq. MHz	Reading Level dBuV/m	Correct Factor dB	Measure ment dBuV/m	Limit dBuV/m	Margin dB	Detector	Comment
1 *	11000.4600	30.43	9.62	40.05	54.00	-13.95	AVG	
2	11009.9800	42.69	9.64	52.33	74.00	-21.67	Peak	

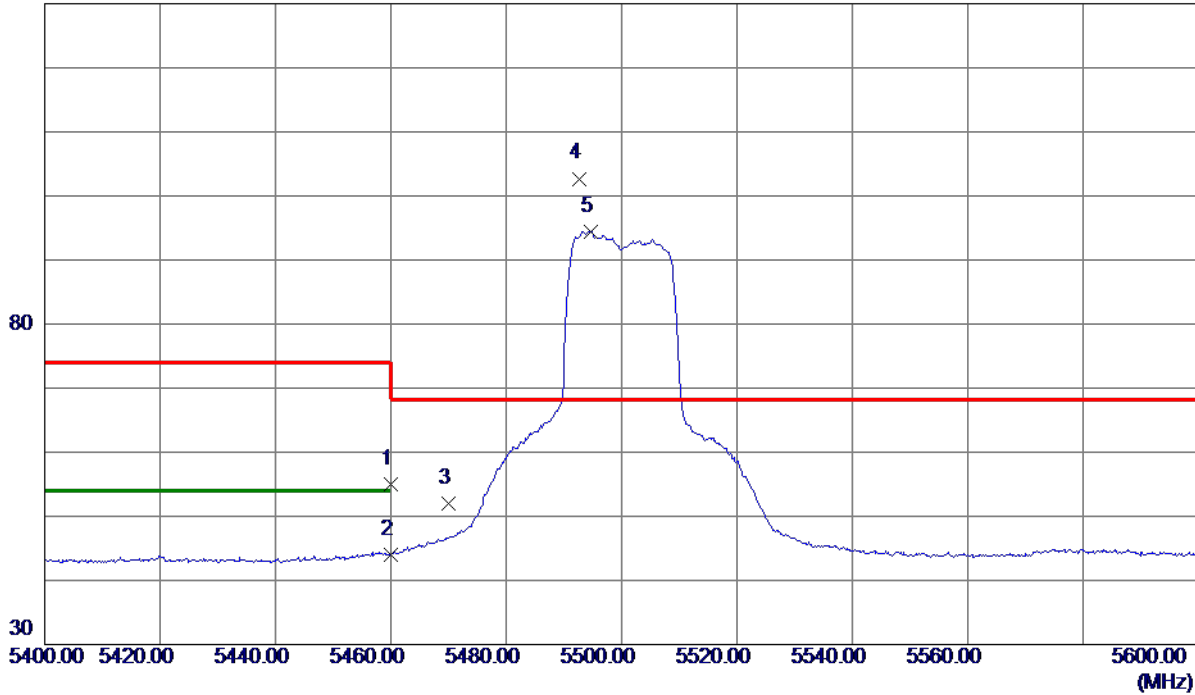
**REMARKS:**

- (1) Measurement Value = Reading Level + Correct Factor.
- (2) Margin Level = Measurement Value - Limit Value.

Orthogonal Axis	X
Test Mode	UNII-2C_TX AC (VHT20) Mode 5500 MHz

**Horizontal**

130 dBuV/m



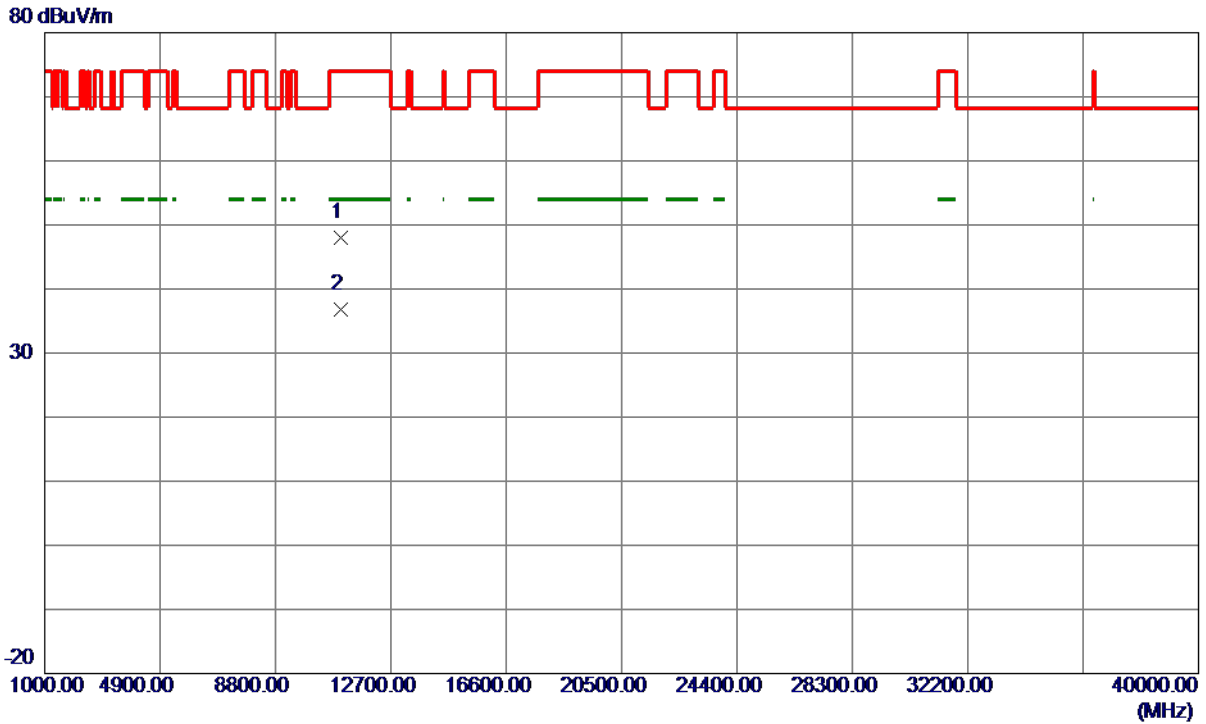
No.	Freq. MHz	Reading Level dBuV/m	Correct Factor dB	Measure ment dBuV/m	Limit dBuV/m	Margin dB	Detector	Comment
1	5460.0000	44.16	10.85	55.01	74.00	-18.99	Peak	
2	5460.0000	33.18	10.85	44.03	54.00	-9.97	AVG	
3	5470.0000	41.20	10.85	52.05	68.30	-16.25	Peak	
4 *	5492.6000	91.85	10.85	102.70	68.30	34.40	Peak	No Limit
5	5494.7000	83.64	10.85	94.49	999.00	-904.51	AVG	No Limit

**REMARKS:**

- (1) Measurement Value = Reading Level + Correct Factor.
- (2) Margin Level = Measurement Value - Limit Value.

Orthogonal Axis	X
Test Mode	UNII-2C_TX AC (VHT20) Mode 5500 MHz

**Horizontal**



No.	Freq. MHz	Reading Level dBuV/m	Correct Factor dB	Measure ment dBuV/m	Limit dBuV/m	Margin dB	Detector	Comment
1	10991.0900	38.39	9.61	48.00	74.00	-26.00	Peak	
2 *	11000.3099	27.23	9.62	36.85	54.00	-17.15	AVG	

**REMARKS:**

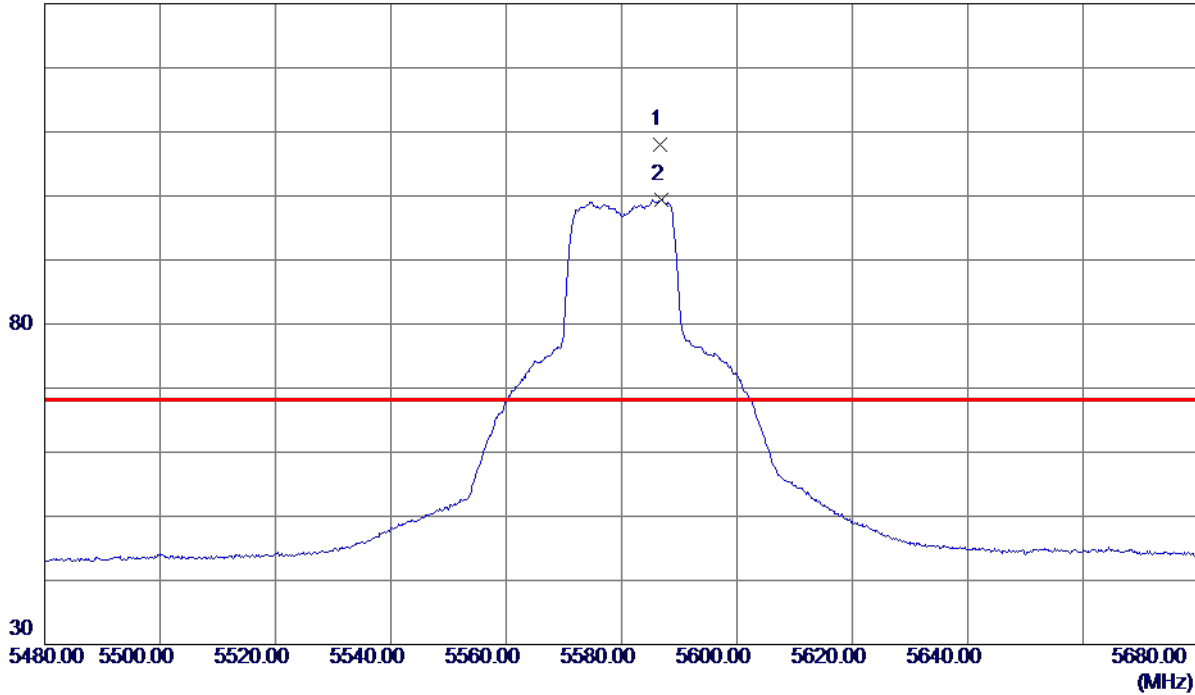
- (1) Measurement Value = Reading Level + Correct Factor.
- (2) Margin Level = Measurement Value - Limit Value.



Orthogonal Axis	X
Test Mode	UNII-2C_TX AC (VHT20) Mode 5580 MHz

**Vertical**

130 dBuV/m



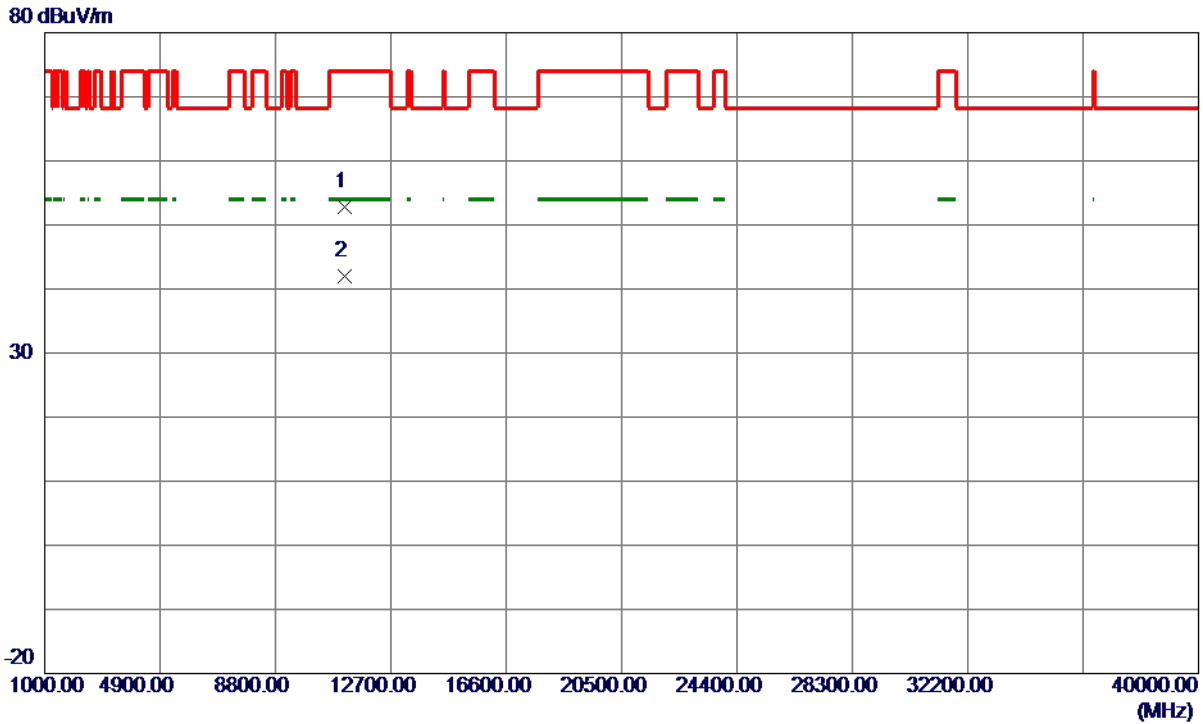
No.	Freq. MHz	Reading Level dBuV/m	Correct Factor dB	Measure ment dBuV/m	Limit dBuV/m	Margin dB	Detector	Comment
1 *	5586.7000	92.04	15.91	107.95	68.30	39.65	Peak	No Limit
2	5586.9000	83.58	15.91	99.49	999.00	-899.51	AVG	No Limit

**REMARKS:**

- (1) Measurement Value = Reading Level + Correct Factor.
- (2) Margin Level = Measurement Value - Limit Value.

Orthogonal Axis	X
Test Mode	UNII-2C_TX AC (VHT20) Mode 5580 MHz

**Vertical**



No.	Freq. MHz	Reading Level dBuV/m	Correct Factor dB	Measure ment dBuV/m	Limit dBuV/m	Margin dB	Detector	Comment
1	11158.8200	42.76	9.97	52.73	74.00	-21.27	Peak	
2 *	11160.0900	32.07	9.98	42.05	54.00	-11.95	AVG	

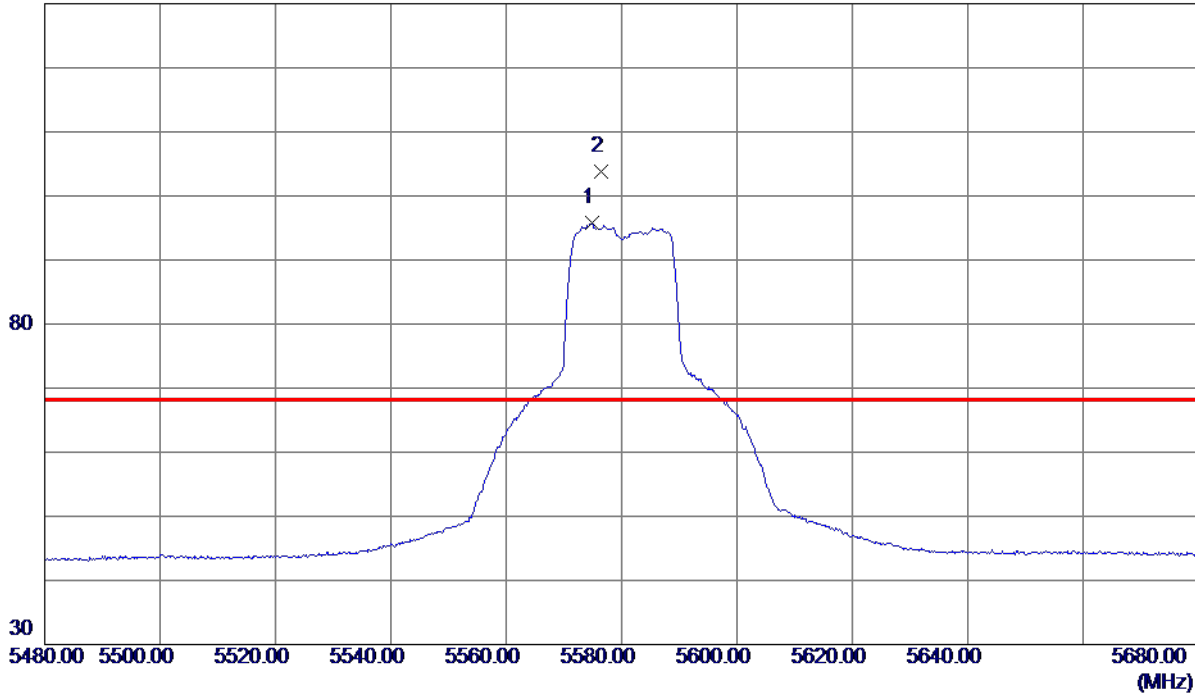
**REMARKS:**

- (1) Measurement Value = Reading Level + Correct Factor.
- (2) Margin Level = Measurement Value - Limit Value.

Orthogonal Axis	X
Test Mode	UNII-2C_TX AC (VHT20) Mode 5580 MHz

**Horizontal**

130 dBuV/m



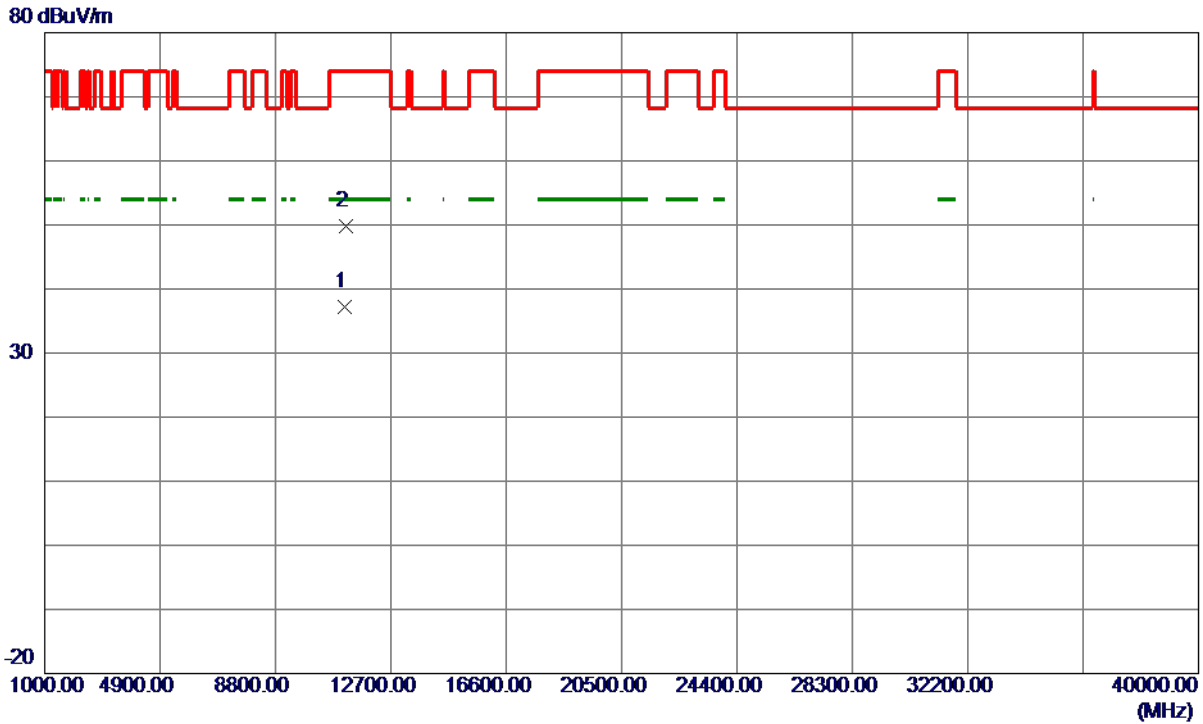
No.	Freq. MHz	Reading Level dBuV/m	Correct Factor dB	Measure ment dBuV/m	Limit dBuV/m	Margin dB	Detector	Comment
1	5574.8000	84.86	10.87	95.73	999.00	-903.27	AVG	No Limit
2 *	5576.5000	92.85	10.87	103.72	68.30	35.42	Peak	No Limit

**REMARKS:**

- (1) Measurement Value = Reading Level + Correct Factor.
- (2) Margin Level = Measurement Value - Limit Value.

Orthogonal Axis	X
Test Mode	UNII-2C_TX AC (VHT20) Mode 5580 MHz

**Horizontal**



No.	Freq. MHz	Reading Level dBuV/m	Correct Factor dB	Measure ment dBuV/m	Limit dBuV/m	Margin dB	Detector	Comment
1 *	11161.0599	27.13	9.98	37.11	54.00	-16.89	AVG	
2	11162.4000	39.90	9.98	49.88	74.00	-24.12	Peak	

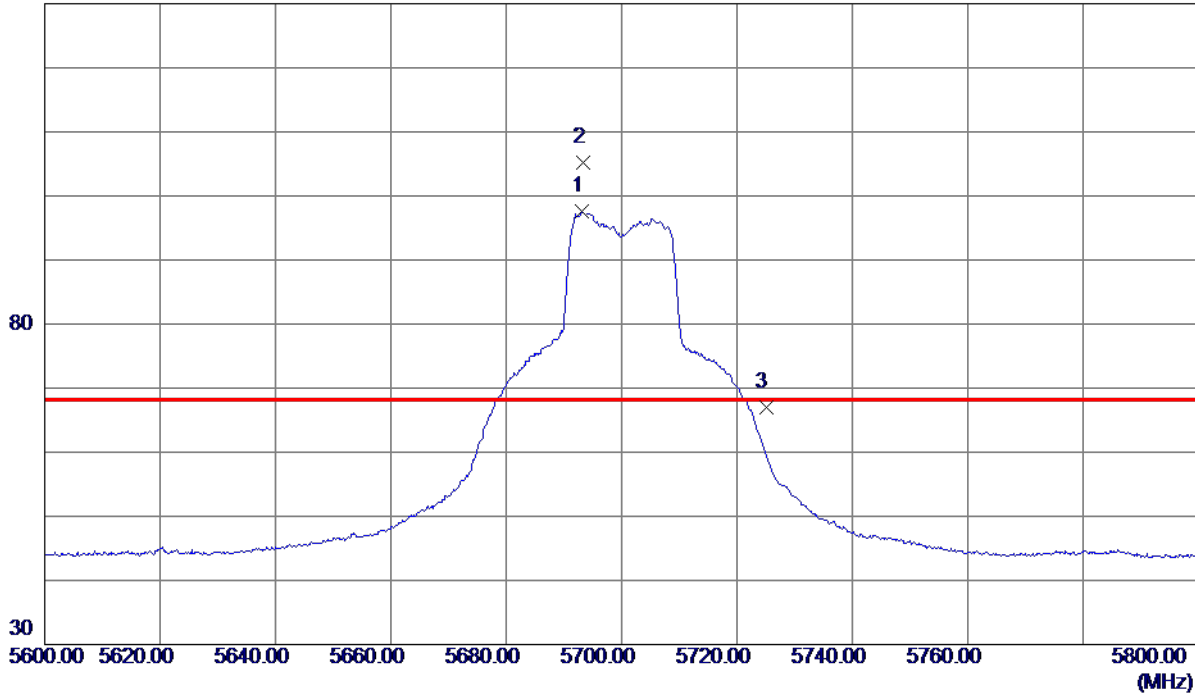
**REMARKS:**

- (1) Measurement Value = Reading Level + Correct Factor.
- (2) Margin Level = Measurement Value - Limit Value.

Orthogonal Axis	X
Test Mode	UNII-2C_TX AC (VHT20) Mode 5700 MHz

**Vertical**

130 dBuV/m



No.	Freq. MHz	Reading Level dBuV/m	Correct Factor dB	Measure ment dBuV/m	Limit dBuV/m	Margin dB	Detector	Comment
1	5693.1000	81.66	15.98	97.64	999.00	-901.36	AVG	No Limit
2 *	5693.4000	89.22	15.98	105.20	68.30	36.90	Peak	No Limit
3	5725.0000	50.94	16.00	66.94	68.30	-1.36	Peak	

**REMARKS:**

- (1) Measurement Value = Reading Level + Correct Factor.
- (2) Margin Level = Measurement Value - Limit Value.

Orthogonal Axis	X
Test Mode	UNII-2C_TX AC (VHT20) Mode 5700 MHz

**Vertical**



No.	Freq. MHz	Reading Level dBuV/m	Correct Factor dB	Measure ment dBuV/m	Limit dBuV/m	Margin dB	Detector	Comment
1	11399.2000	41.23	10.51	51.74	74.00	-22.26	Peak	
2 *	11400.5100	29.24	10.51	39.75	54.00	-14.25	AVG	

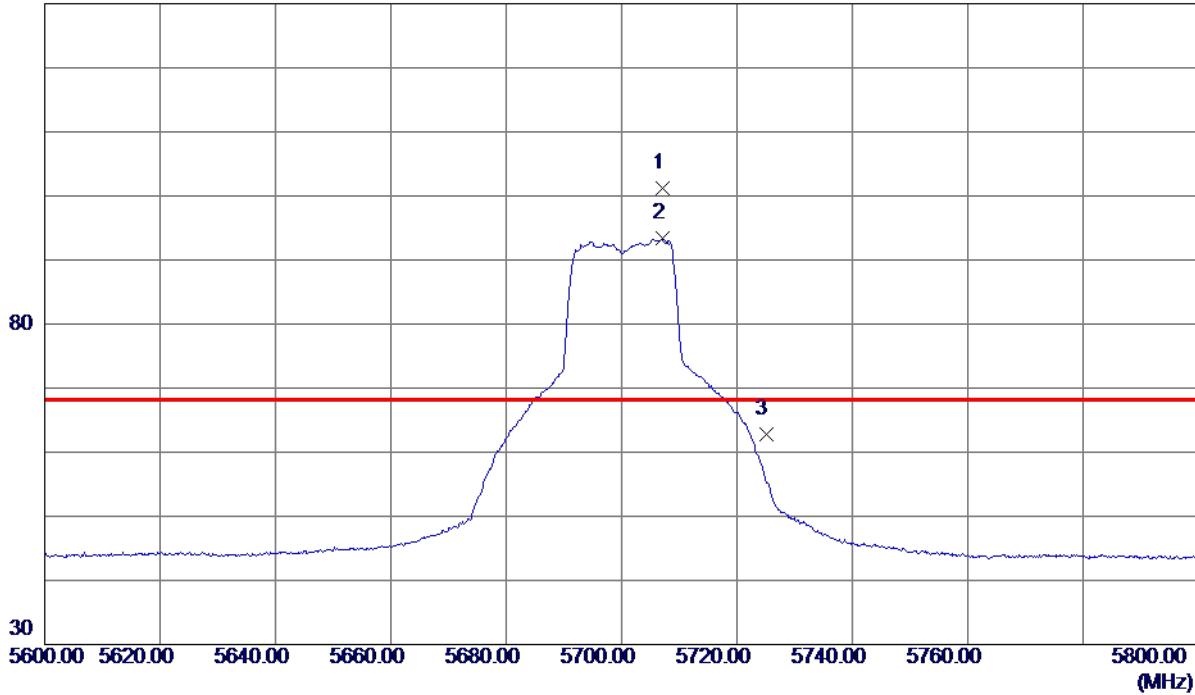
**REMARKS:**

- (1) Measurement Value = Reading Level + Correct Factor.
- (2) Margin Level = Measurement Value - Limit Value.

Orthogonal Axis	X
Test Mode	UNII-2C_TX AC (VHT20) Mode 5700 MHz

**Horizontal**

130 dBuV/m



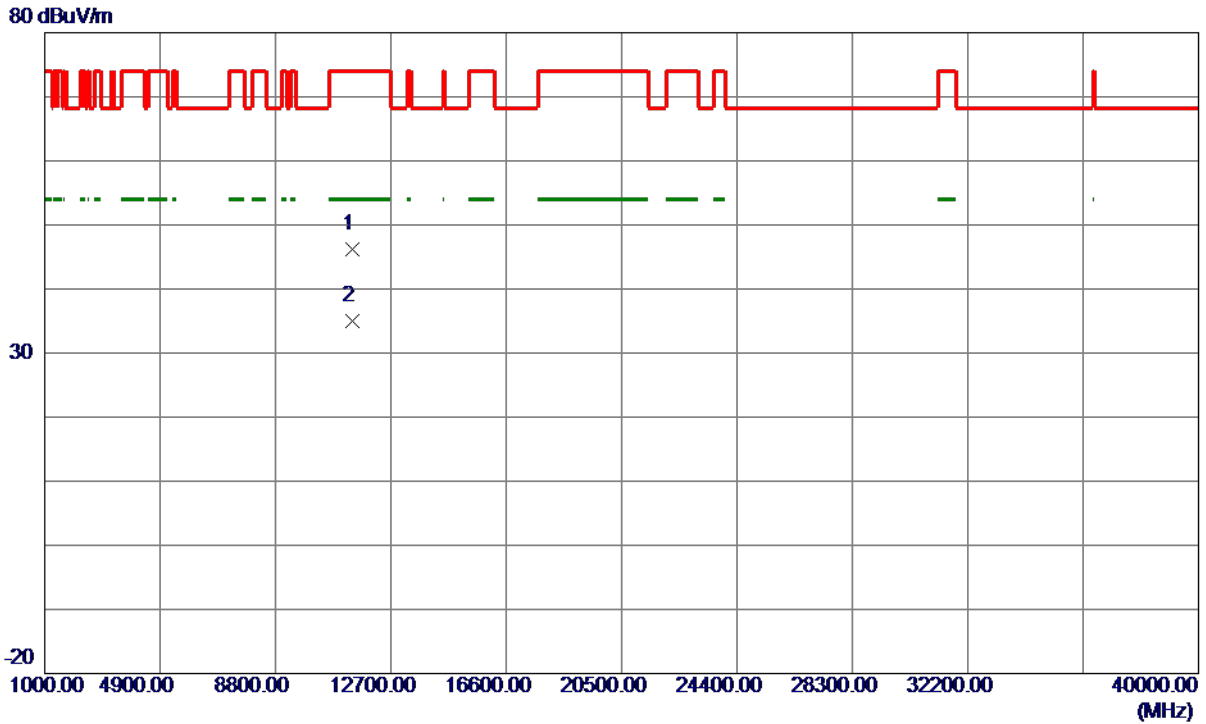
No.	Freq. MHz	Reading Level dBuV/m	Correct Factor dB	Measure ment dBuV/m	Limit dBuV/m	Margin dB	Detector	Comment
1 *	5707.1000	90.31	10.91	101.22	68.30	32.92	Peak	No Limit
2	5707.1000	82.45	10.91	93.36	999.00	-905.64	AVG	No Limit
3	5725.0000	51.80	10.92	62.72	68.30	-5.58	Peak	

**REMARKS:**

- (1) Measurement Value = Reading Level + Correct Factor.
- (2) Margin Level = Measurement Value - Limit Value.

Orthogonal Axis	X
Test Mode	UNII-2C_TX AC (VHT20) Mode 5700 MHz

### Horizontal



No.	Freq. MHz	Reading Level dBuV/m	Correct Factor dB	Measure ment dBuV/m	Limit dBuV/m	Margin dB	Detector	Comment
1	11394.3099	35.64	10.50	46.14	74.00	-27.86	Peak	
2 *	11397.7200	24.44	10.50	34.94	54.00	-19.06	AVG	

**REMARKS:**

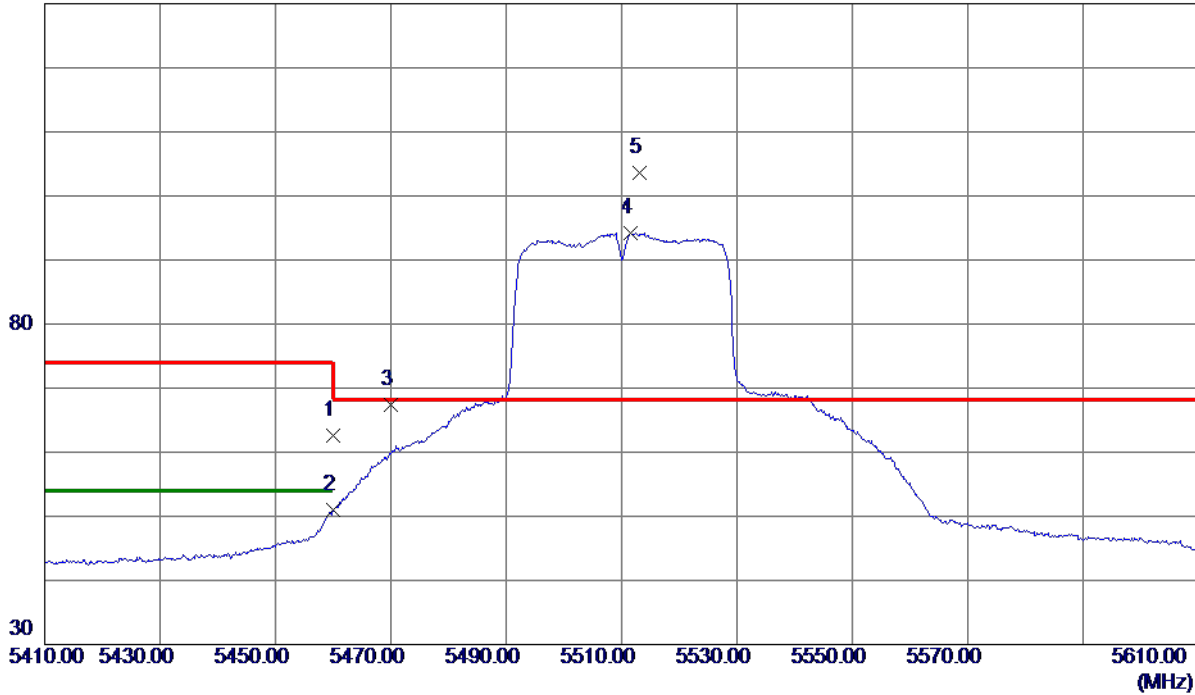
- (1) Measurement Value = Reading Level + Correct Factor.
- (2) Margin Level = Measurement Value - Limit Value.



Orthogonal Axis	X
Test Mode	UNII-2C_TX AC (VHT40) Mode 5510 MHz

**Vertical**

130 dBuV/m



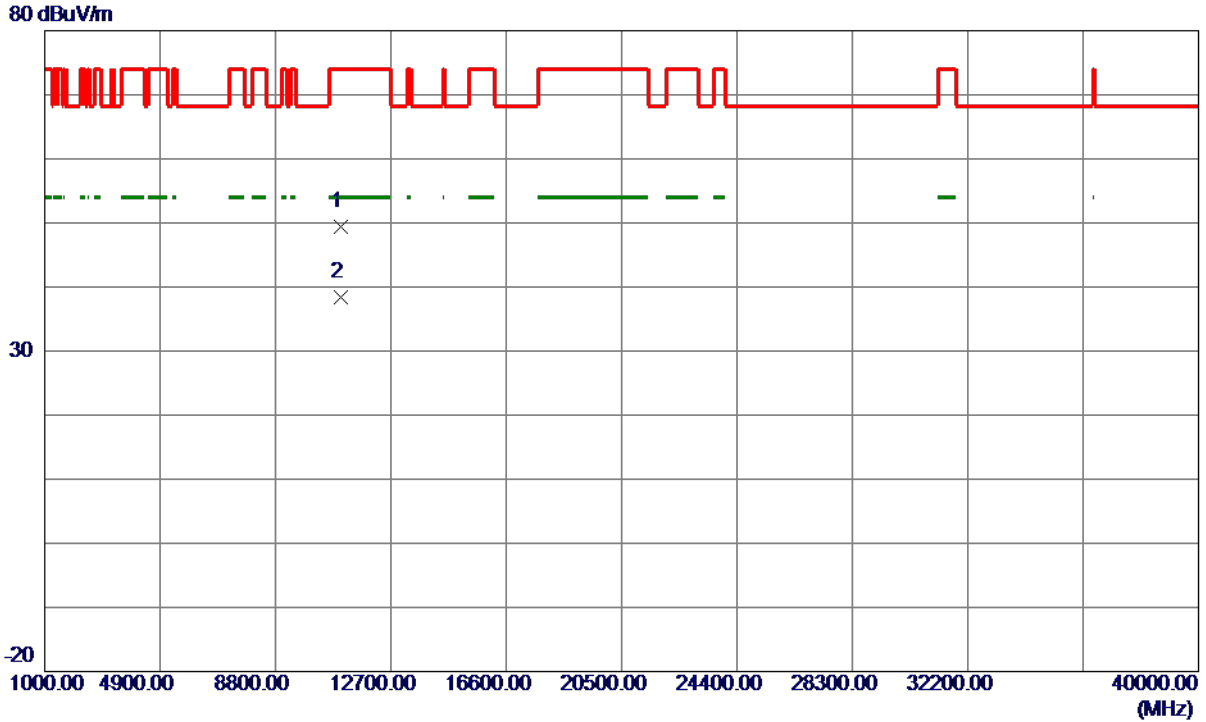
No.	Freq. MHz	Reading Level dBuV/m	Correct Factor dB	Measure ment dBuV/m	Limit dBuV/m	Margin dB	Detector	Comment
1	5460.0000	46.68	15.84	62.52	74.00	-11.48	Peak	
2	5460.0000	35.14	15.84	50.98	54.00	-3.02	AVG	
3	5470.0000	51.61	15.84	67.45	68.30	-0.85	Peak	
4	5511.5000	78.40	15.87	94.27	999.00	-904.73	AVG	No Limit
5 *	5513.2000	87.65	15.87	103.52	68.30	35.22	Peak	No Limit

**REMARKS:**

- (1) Measurement Value = Reading Level + Correct Factor.
- (2) Margin Level = Measurement Value - Limit Value.

Orthogonal Axis	X
Test Mode	UNII-2C_TX AC (VHT40) Mode 5510 MHz

**Vertical**



No.	Freq. MHz	Reading Level dBuV/m	Correct Factor dB	Measure ment dBuV/m	Limit dBuV/m	Margin dB	Detector	Comment
1	11017.0800	39.66	9.66	49.32	74.00	-24.68	Peak	
2 *	11020.5300	28.74	9.67	38.41	54.00	-15.59	AVG	

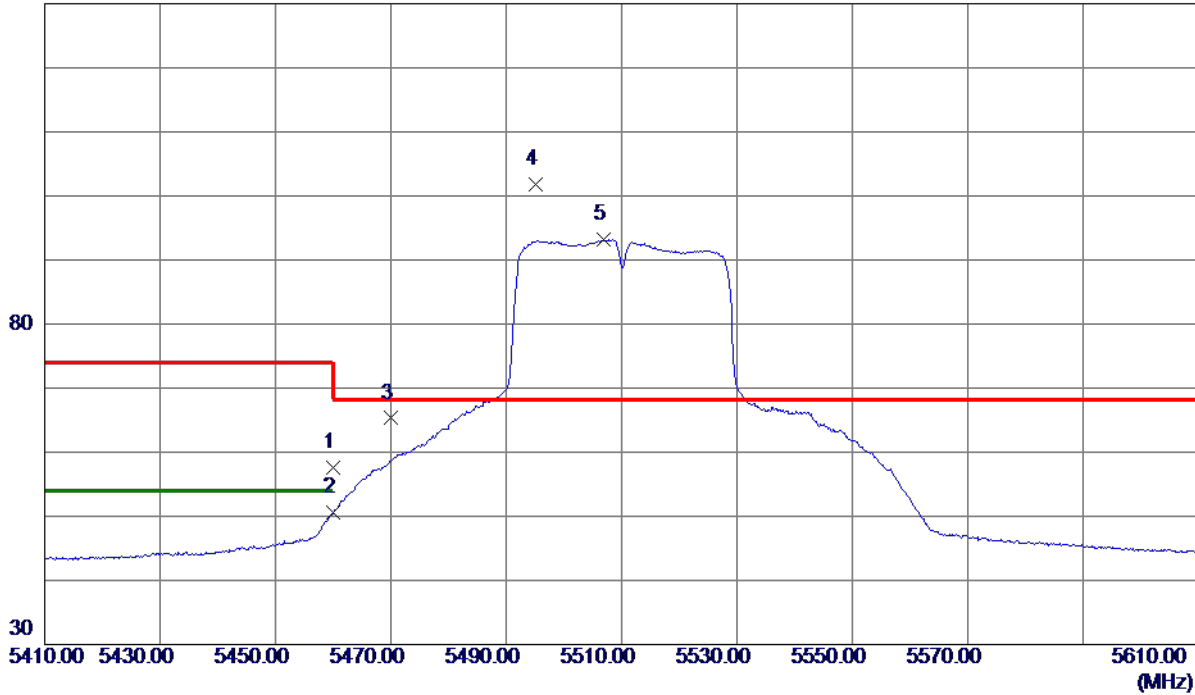
**REMARKS:**

- (1) Measurement Value = Reading Level + Correct Factor.
- (2) Margin Level = Measurement Value - Limit Value.

Orthogonal Axis	X
Test Mode	UNII-2C_TX AC (VHT40) Mode 5510 MHz

### Horizontal

130 dBuV/m



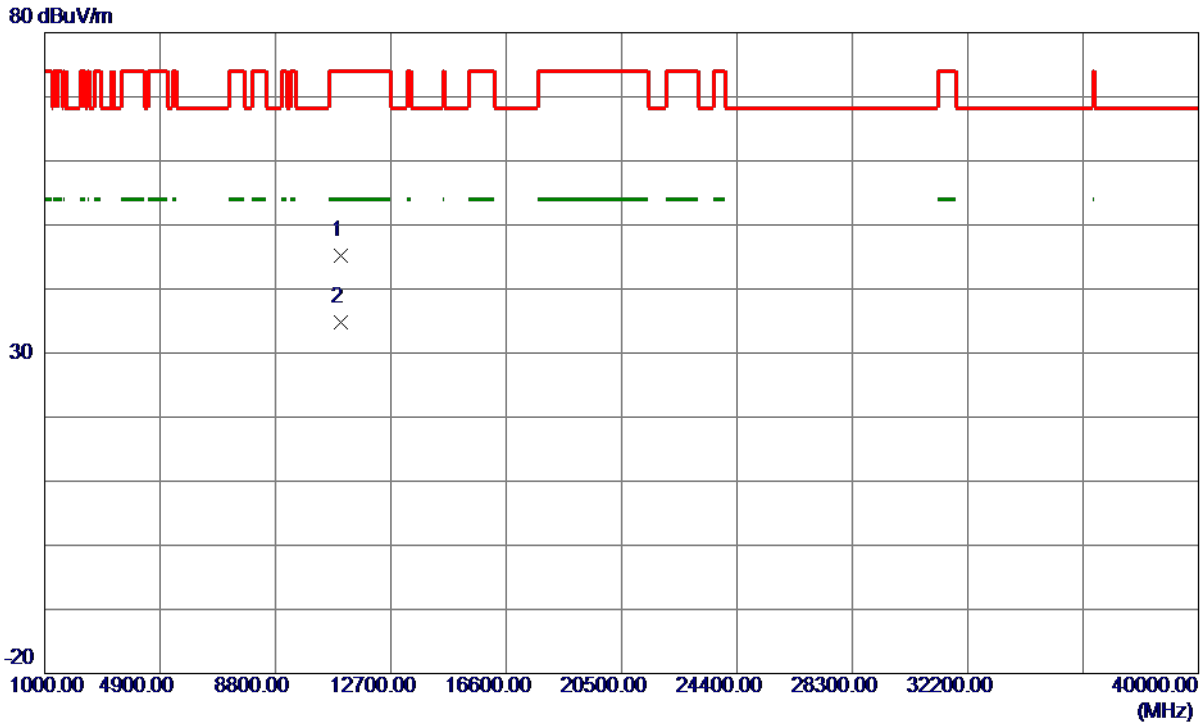
No.	Freq. MHz	Reading Level dBuV/m	Correct Factor dB	Measure ment dBuV/m	Limit dBuV/m	Margin dB	Detector	Comment
1	5460.0000	46.66	10.85	57.51	74.00	-16.49	Peak	
2	5460.0000	39.84	10.85	50.69	54.00	-3.31	AVG	
3	5470.0000	54.45	10.85	65.30	68.30	-3.00	Peak	
4 *	5495.1000	90.86	10.85	101.71	68.30	33.41	Peak	No Limit
5	5506.8000	82.28	10.85	93.13	999.00	-905.87	AVG	No Limit

**REMARKS:**

- (1) Measurement Value = Reading Level + Correct Factor.
- (2) Margin Level = Measurement Value - Limit Value.

Orthogonal Axis	X
Test Mode	UNII-2C_TX AC (VHT40) Mode 5510 MHz

**Horizontal**



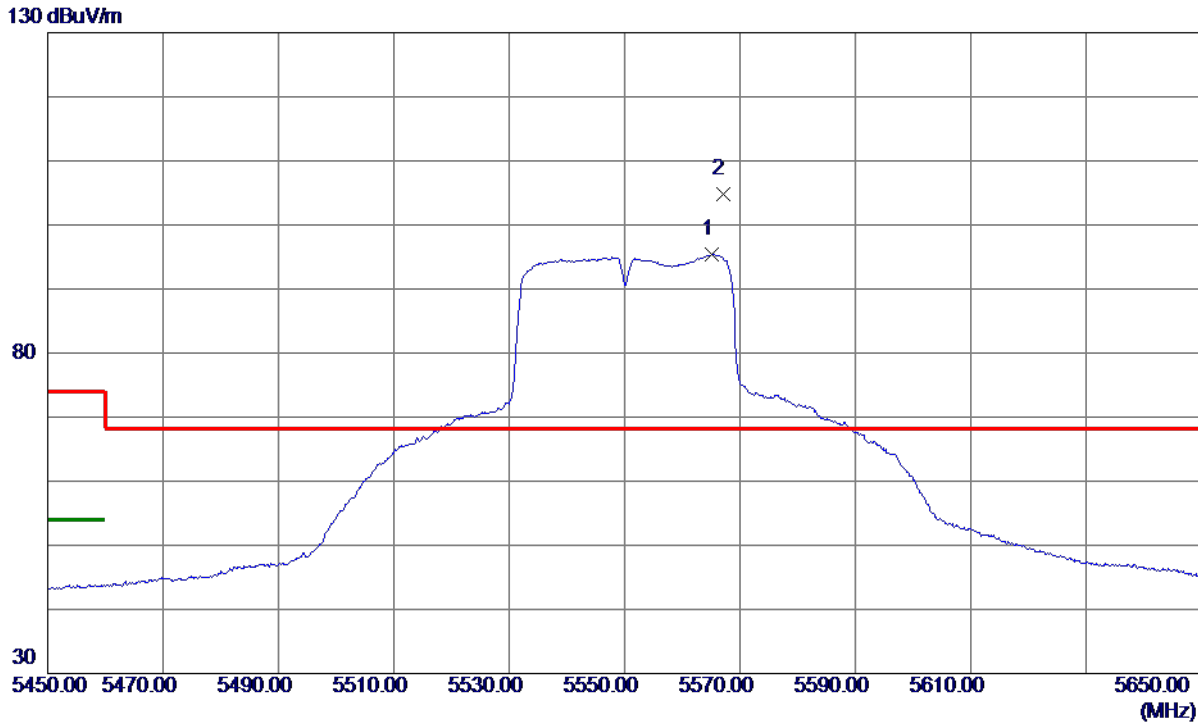
No.	Freq. MHz	Reading Level dBuV/m	Correct Factor dB	Measure ment dBuV/m	Limit dBuV/m	Margin dB	Detector	Comment
1	11014.0300	35.54	9.65	45.19	74.00	-28.81	Peak	
2 *	11020.3400	25.14	9.67	34.81	54.00	-19.19	AVG	

**REMARKS:**

- (1) Measurement Value = Reading Level + Correct Factor.
- (2) Margin Level = Measurement Value - Limit Value.

Orthogonal Axis	X
Test Mode	UNII-2C_TX AC (VHT40) Mode 5550 MHz

**Vertical**



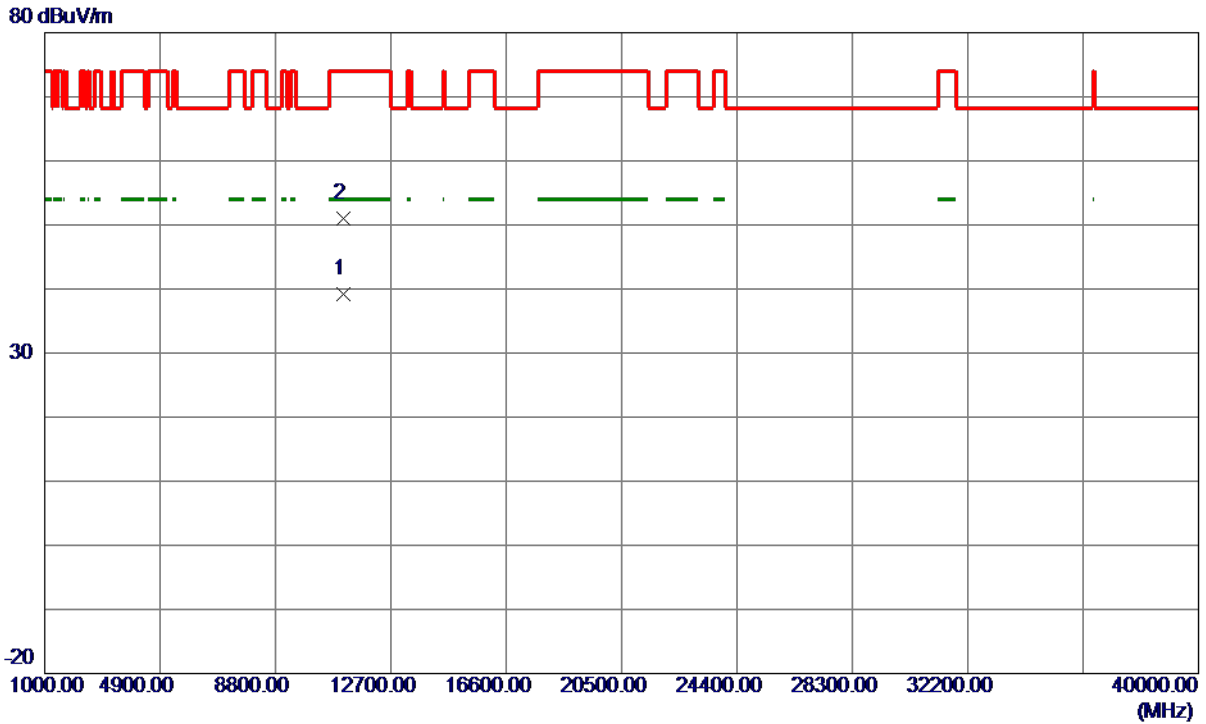
No.	Freq. MHz	Reading Level dBuV/m	Correct Factor dB	Measure ment dBuV/m	Limit dBuV/m	Margin dB	Detector	Comment
1	5565.1000	79.48	15.90	95.38	999.00	-903.62	AVG	No Limit
2 *	5567.0000	88.83	15.90	104.73	68.30	36.43	Peak	No Limit

**REMARKS:**

- (1) Measurement Value = Reading Level + Correct Factor.
- (2) Margin Level = Measurement Value - Limit Value.

Orthogonal Axis	X
Test Mode	UNII-2C_TX AC (VHT40) Mode 5550 MHz

**Vertical**



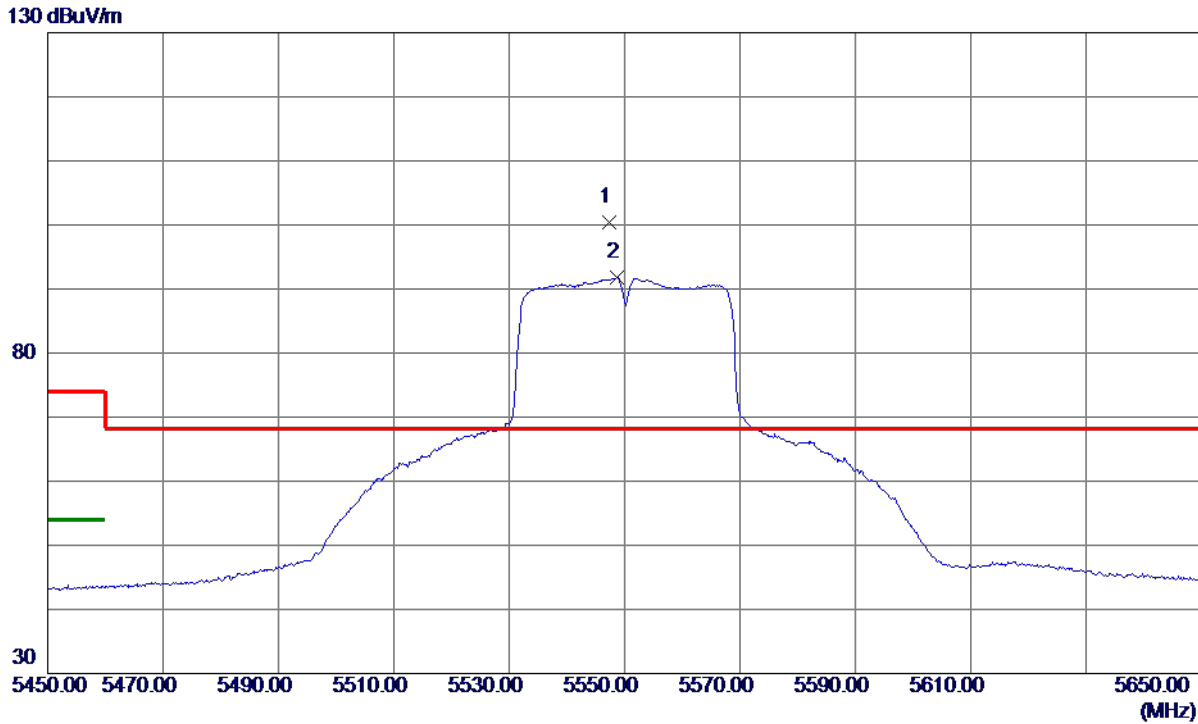
No.	Freq. MHz	Reading Level dBuV/m	Correct Factor dB	Measure ment dBuV/m	Limit dBuV/m	Margin dB	Detector	Comment
1 *	11100.5100	29.42	9.84	39.26	54.00	-14.74	AVG	
2	11100.8000	41.16	9.84	51.00	74.00	-23.00	Peak	

**REMARKS:**

- (1) Measurement Value = Reading Level + Correct Factor.
- (2) Margin Level = Measurement Value - Limit Value.

Orthogonal Axis	X
Test Mode	UNII-2C_TX AC (VHT40) Mode 5550 MHz

**Horizontal**



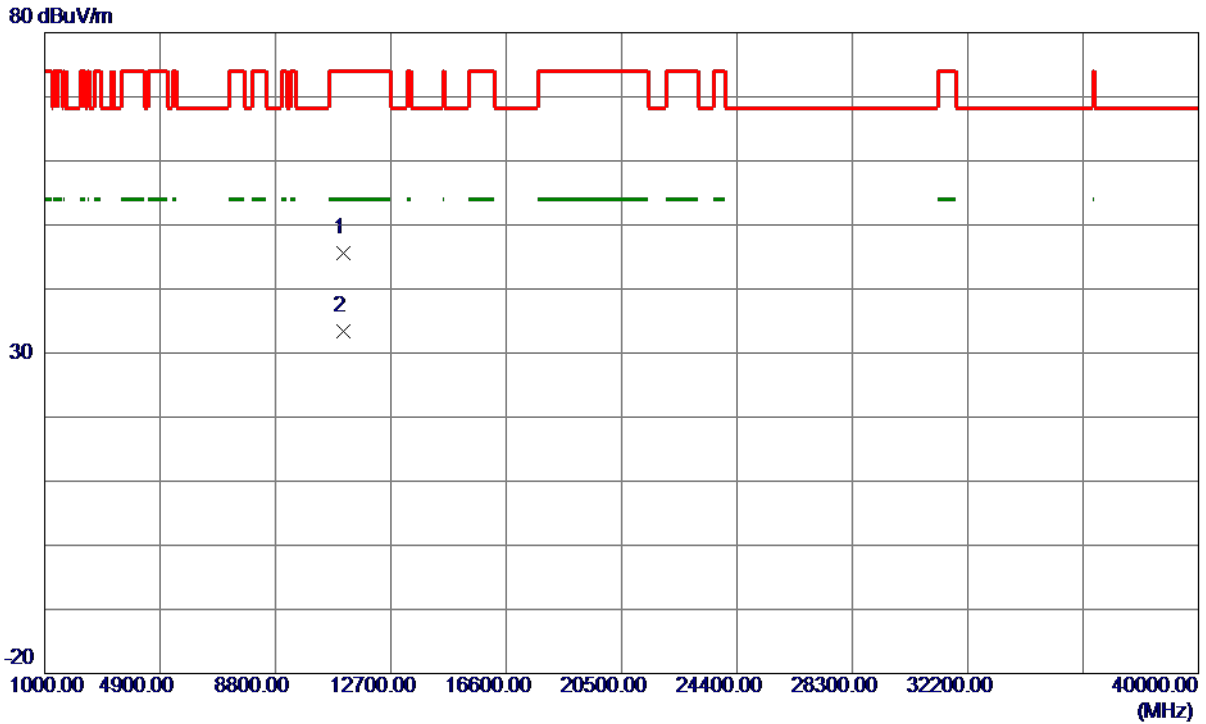
No.	Freq. MHz	Reading Level dBuV/m	Correct Factor dB	Measure ment dBuV/m	Limit dBuV/m	Margin dB	Detector	Comment
1 *	5547.4000	89.59	10.86	100.45	68.30	32.15	Peak	No Limit
2	5548.7000	80.93	10.86	91.79	999.00	-907.21	AVG	No Limit

**REMARKS:**

- (1) Measurement Value = Reading Level + Correct Factor.
- (2) Margin Level = Measurement Value - Limit Value.

Orthogonal Axis	X
Test Mode	UNII-2C_TX AC (VHT40) Mode 5550 MHz

**Horizontal**



No.	Freq. MHz	Reading Level dBuV/m	Correct Factor dB	Measure ment dBuV/m	Limit dBuV/m	Margin dB	Detector	Comment
1	11107.5000	35.71	9.86	45.57	74.00	-28.43	Peak	
2 *	11108.0700	23.52	9.86	33.38	54.00	-20.62	AVG	

**REMARKS:**

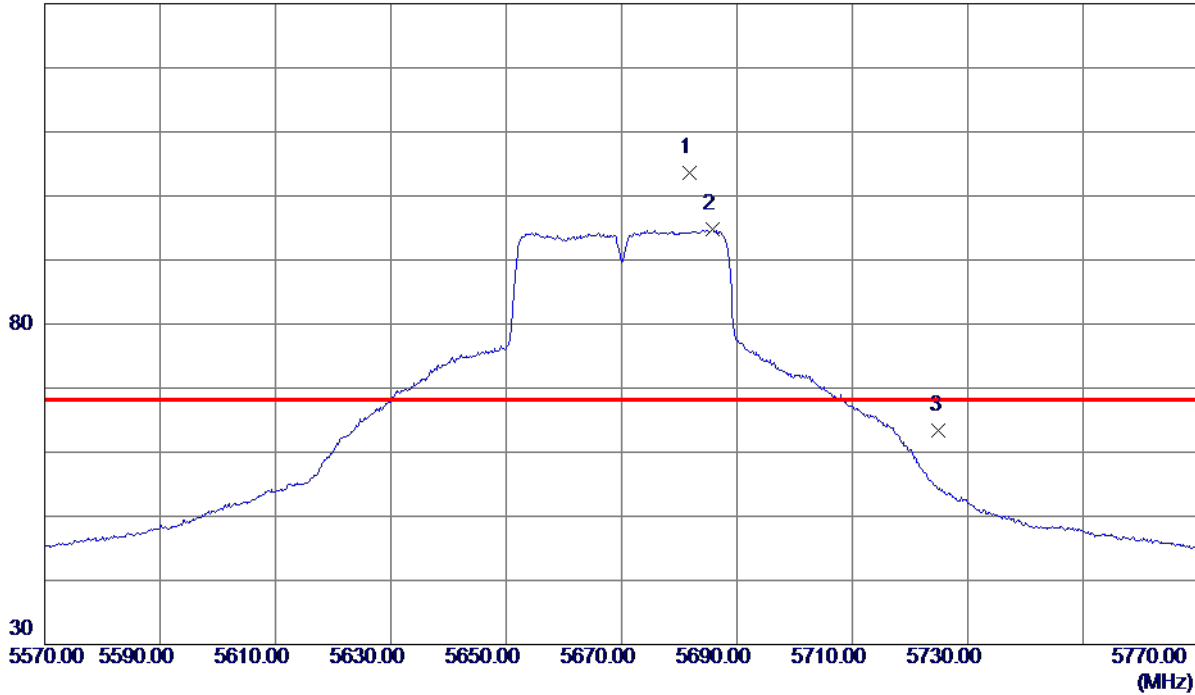
- (1) Measurement Value = Reading Level + Correct Factor.
- (2) Margin Level = Measurement Value - Limit Value.



Orthogonal Axis	X
Test Mode	UNII-2C_TX AC (VHT40) Mode 5670 MHz

**Vertical**

130 dBuV/m



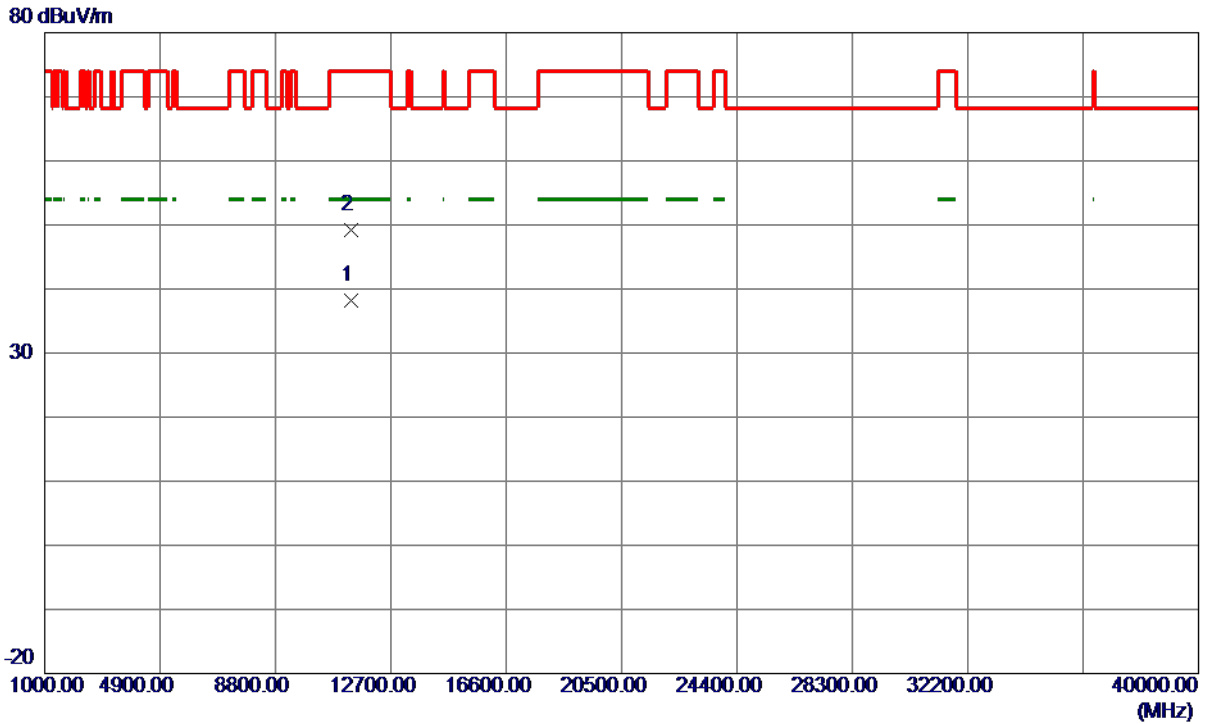
No.	Freq. MHz	Reading Level dBuV/m	Correct Factor dB	Measure ment dBuV/m	Limit dBuV/m	Margin dB	Detector	Comment
1 *	5681.8000	87.72	15.97	103.69	68.30	35.39	Peak	No Limit
2	5685.7000	78.76	15.98	94.74	999.00	-904.26	AVG	No Limit
3	5725.0000	47.44	16.00	63.44	68.30	-4.86	Peak	

**REMARKS:**

- (1) Measurement Value = Reading Level + Correct Factor.
- (2) Margin Level = Measurement Value - Limit Value.

Orthogonal Axis	X
Test Mode	UNII-2C_TX AC (VHT40) Mode 5670 MHz

**Vertical**



No.	Freq. MHz	Reading Level dBuV/m	Correct Factor dB	Measure ment dBuV/m	Limit dBuV/m	Margin dB	Detector	Comment
1 *	11340.3000	27.76	10.38	38.14	54.00	-15.86	AVG	
2	11340.8300	38.91	10.38	49.29	74.00	-24.71	Peak	

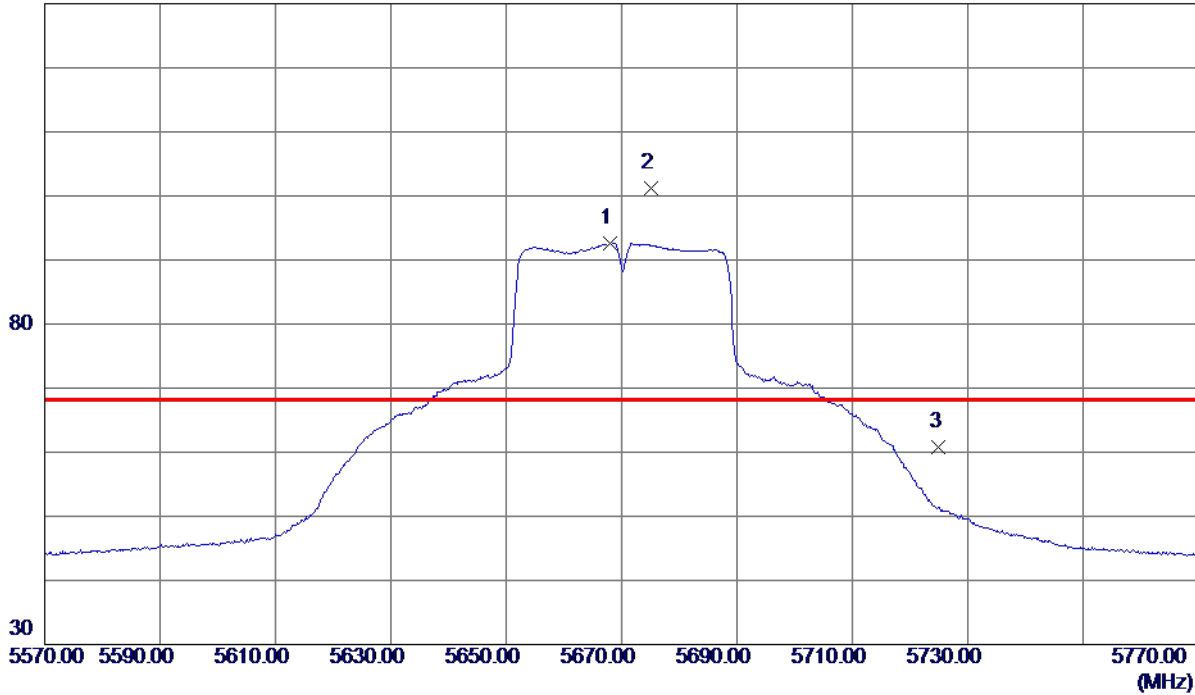
**REMARKS:**

- (1) Measurement Value = Reading Level + Correct Factor.
- (2) Margin Level = Measurement Value - Limit Value.

Orthogonal Axis	X
Test Mode	UNII-2C_TX AC (VHT40) Mode 5670 MHz

### Horizontal

130 dBuV/m



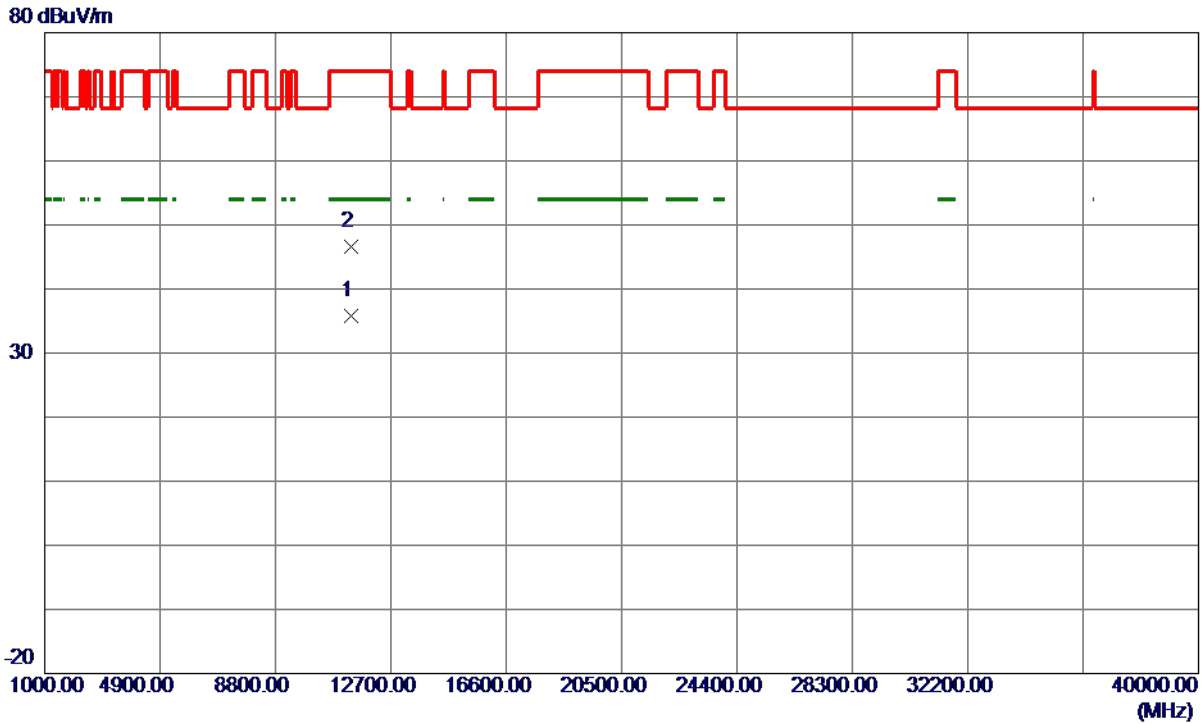
No.	Freq. MHz	Reading Level dBuV/m	Correct Factor dB	Measure ment dBuV/m	Limit dBuV/m	Margin dB	Detector	Comment
1	5667.9000	81.70	10.90	92.60	999.00	-906.40	AVG	No Limit
2 *	5675.2000	90.22	10.90	101.12	68.30	32.82	Peak	No Limit
3	5725.0000	49.90	10.92	60.82	68.30	-7.48	Peak	

**REMARKS:**

- (1) Measurement Value = Reading Level + Correct Factor.
- (2) Margin Level = Measurement Value - Limit Value.

Orthogonal Axis	X
Test Mode	UNII-2C_TX AC (VHT40) Mode 5670 MHz

**Horizontal**



No.	Freq. MHz	Reading Level dBuV/m	Correct Factor dB	Measure ment dBuV/m	Limit dBuV/m	Margin dB	Detector	Comment
1 *	11340.3500	25.43	10.38	35.81	54.00	-18.19	AVG	
2	11341.7100	36.30	10.38	46.68	74.00	-27.32	Peak	

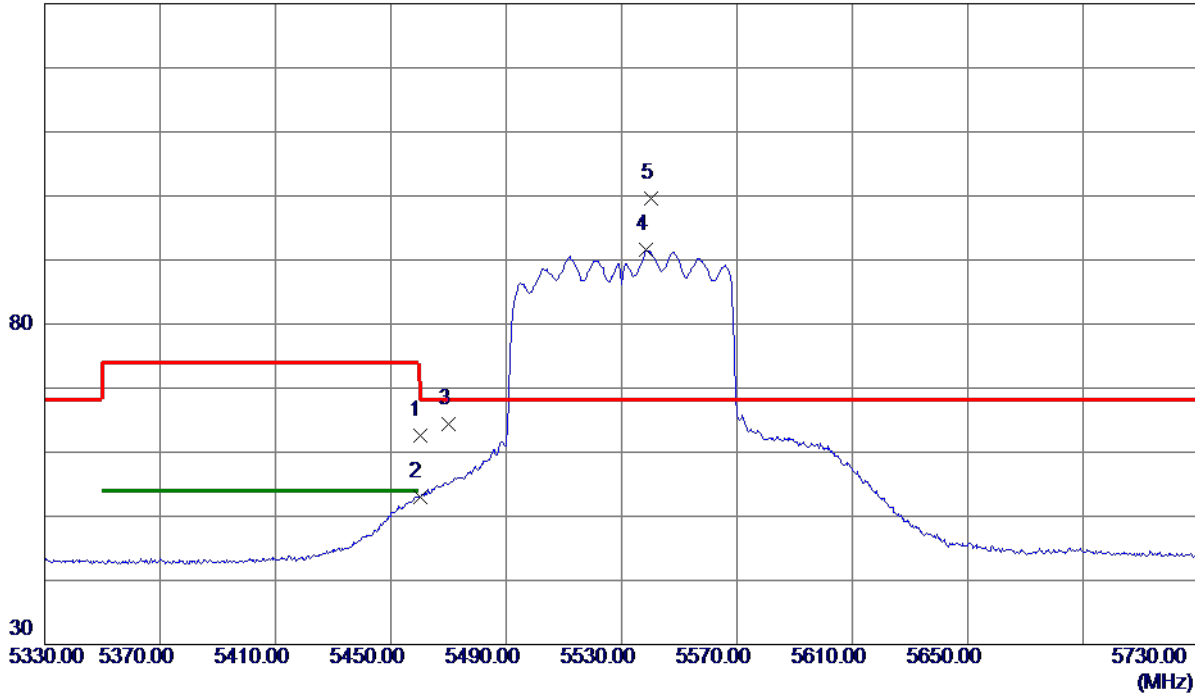
**REMARKS:**

- (1) Measurement Value = Reading Level + Correct Factor.
- (2) Margin Level = Measurement Value - Limit Value.

Orthogonal Axis	X
Test Mode	UNII-2C_TX AC (VHT80) Mode 5530 MHz

### Vertical

130 dBuV/m



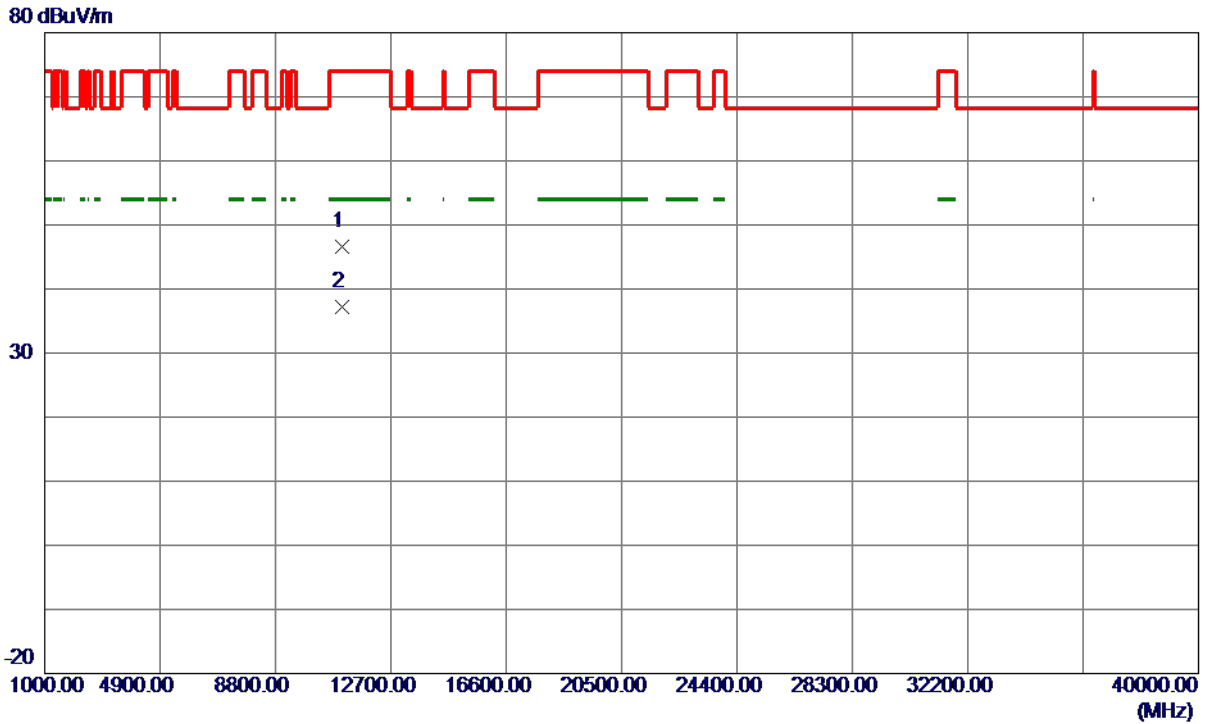
No.	Freq. MHz	Reading Level dBuV/m	Correct Factor dB	Measure ment dBuV/m	Limit dBuV/m	Margin dB	Detector	Comment
1	5460.0000	46.84	15.84	62.68	74.00	-11.32	Peak	
2	5460.0000	37.25	15.84	53.09	54.00	-0.91	AVG	
3	5470.0000	48.51	15.84	64.35	68.30	-3.95	Peak	
4	5538.6000	75.71	15.88	91.59	999.00	-907.41	AVG	No Limit
5 *	5540.4000	83.71	15.89	99.60	68.30	31.30	Peak	No Limit

**REMARKS:**

- (1) Measurement Value = Reading Level + Correct Factor.
- (2) Margin Level = Measurement Value - Limit Value.

Orthogonal Axis	X
Test Mode	UNII-2C_TX AC (VHT80) Mode 5530 MHz

**Vertical**



No.	Freq. MHz	Reading Level dBuV/m	Correct Factor dB	Measure ment dBuV/m	Limit dBuV/m	Margin dB	Detector	Comment
1	11059.7699	36.84	9.75	46.59	74.00	-27.41	Peak	
2 *	11060.3700	27.36	9.75	37.11	54.00	-16.89	AVG	

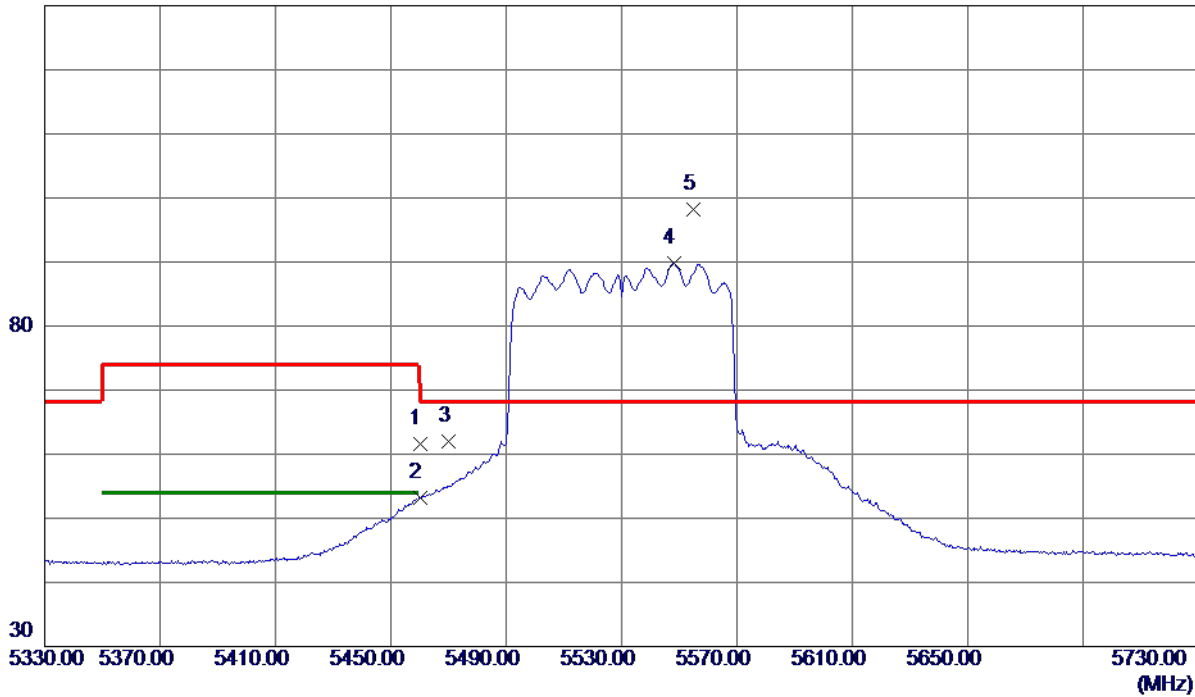
**REMARKS:**

- (1) Measurement Value = Reading Level + Correct Factor.
- (2) Margin Level = Measurement Value - Limit Value.

Orthogonal Axis	X
Test Mode	UNII-2C_TX AC (VHT80) Mode 5530 MHz

### Horizontal

130 dBuV/m



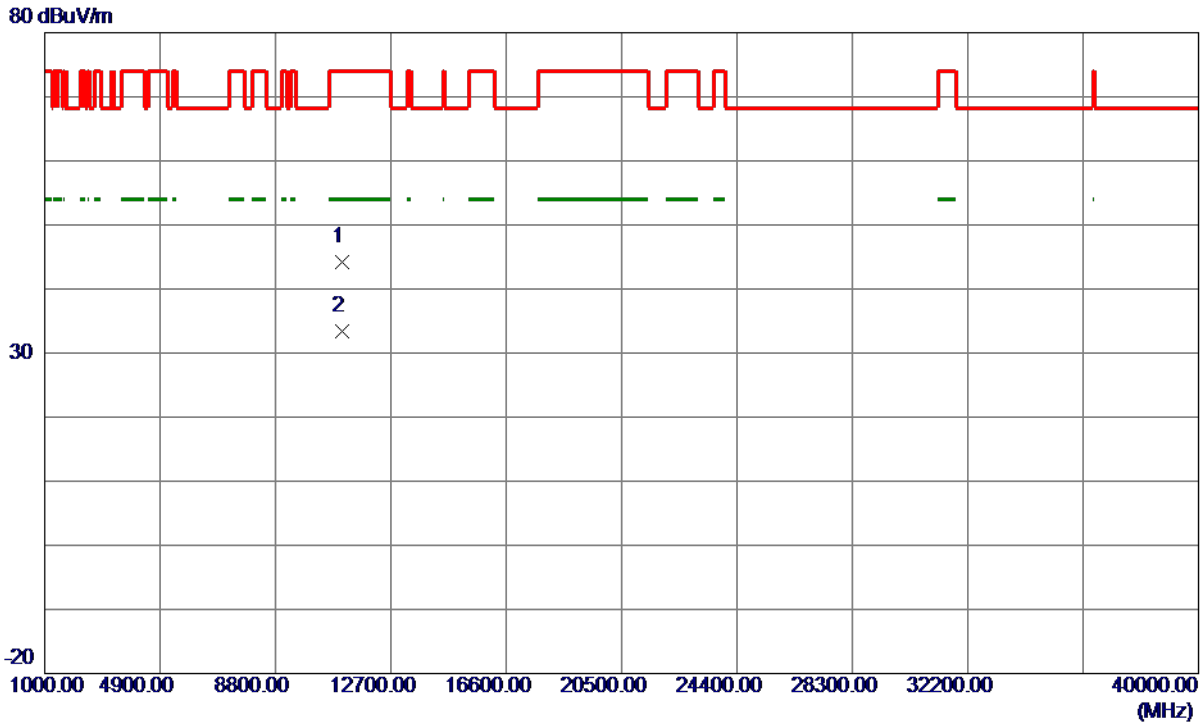
No.	Freq. MHz	Reading Level dBuV/m	Correct Factor dB	Measure ment dBuV/m	Limit dBuV/m	Margin dB	Detector	Comment
1	5460.0000	45.75	15.84	61.59	74.00	-12.41	Peak	
2	5460.0000	37.42	15.84	53.26	54.00	-0.74	AVG	
3	5470.0000	46.09	15.84	61.93	68.30	-6.37	Peak	
4	5548.0000	73.97	15.89	89.86	999.00	-909.14	AVG	No Limit
5 *	5555.0000	82.38	15.89	98.27	68.30	29.97	Peak	No Limit

**REMARKS:**

- (1) Measurement Value = Reading Level + Correct Factor.
- (2) Margin Level = Measurement Value - Limit Value.

Orthogonal Axis	X
Test Mode	UNII-2C_TX AC (VHT80) Mode 5530 MHz

**Horizontal**



No.	Freq. MHz	Reading Level dBuV/m	Correct Factor dB	Measure ment dBuV/m	Limit dBuV/m	Margin dB	Detector	Comment
1	11060.3600	34.48	9.75	44.23	74.00	-29.77	Peak	
2 *	11060.5000	23.69	9.75	33.44	54.00	-20.56	AVG	

**REMARKS:**

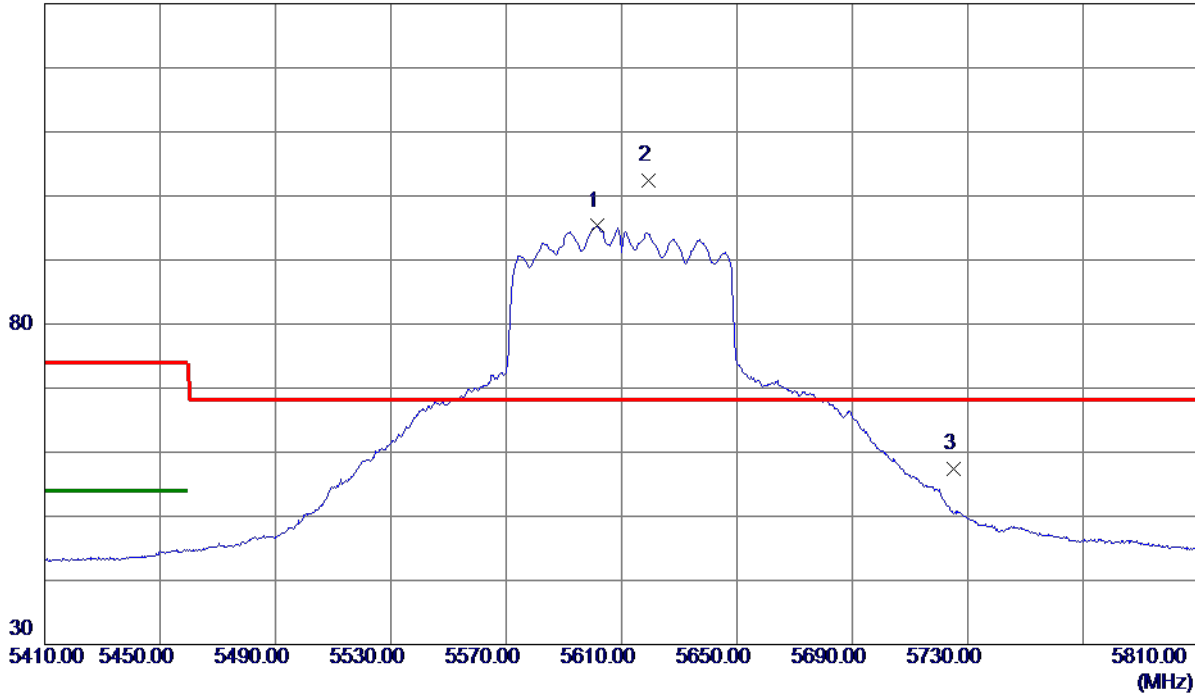
- (1) Measurement Value = Reading Level + Correct Factor.
- (2) Margin Level = Measurement Value - Limit Value.



Orthogonal Axis	X
Test Mode	UNII-2C_TX AC (VHT80) Mode 5610 MHz

**Vertical**

130 dBuV/m



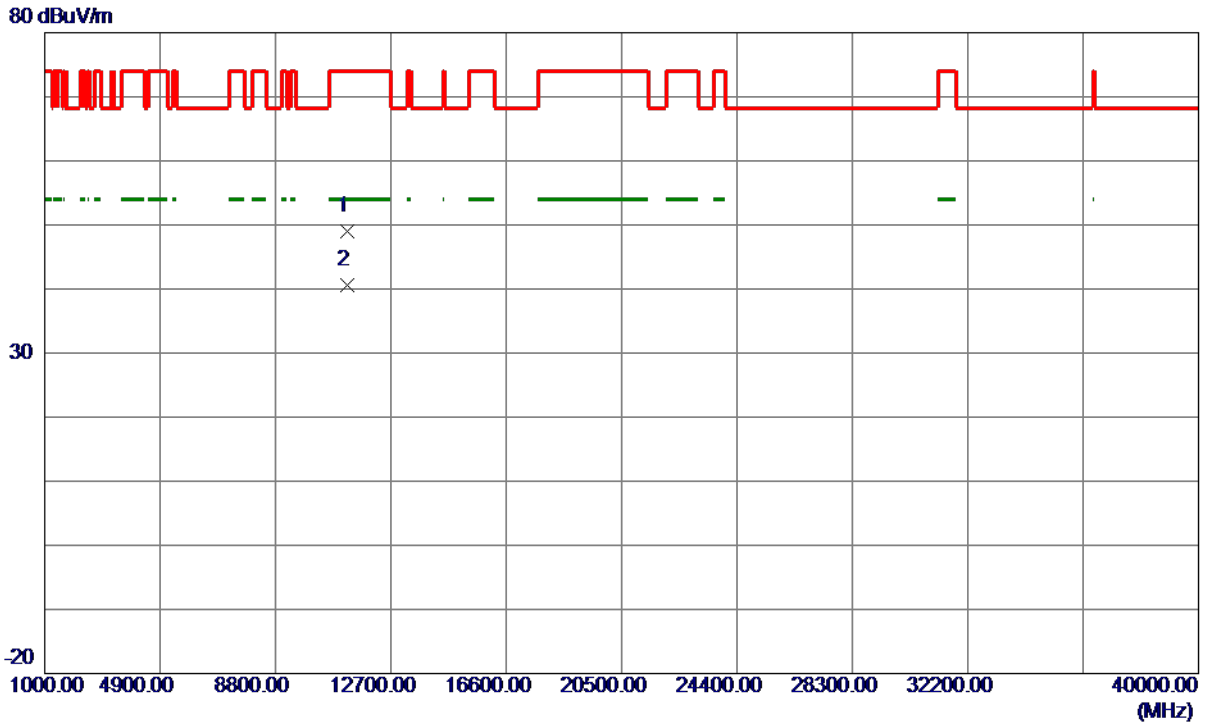
No.	Freq. MHz	Reading Level dBuV/m	Correct Factor dB	Measure ment dBuV/m	Limit dBuV/m	Margin dB	Detector	Comment
1	5601.4000	79.38	15.92	95.30	999.00	-903.70	AVG	No Limit
2 *	5619.2000	86.56	15.93	102.49	68.30	34.19	Peak	No Limit
3	5725.0000	41.42	16.00	57.42	68.30	-10.88	Peak	

**REMARKS:**

- (1) Measurement Value = Reading Level + Correct Factor.
- (2) Margin Level = Measurement Value - Limit Value.

Orthogonal Axis	X
Test Mode	UNII-2C_TX AC (VHT80) Mode 5610 MHz

**Vertical**



No.	Freq. MHz	Reading Level dBuV/m	Correct Factor dB	Measure ment dBuV/m	Limit dBuV/m	Margin dB	Detector	Comment
1	11220.1400	38.92	10.11	49.03	74.00	-24.97	Peak	
2 *	11220.3600	30.48	10.11	40.59	54.00	-13.41	AVG	

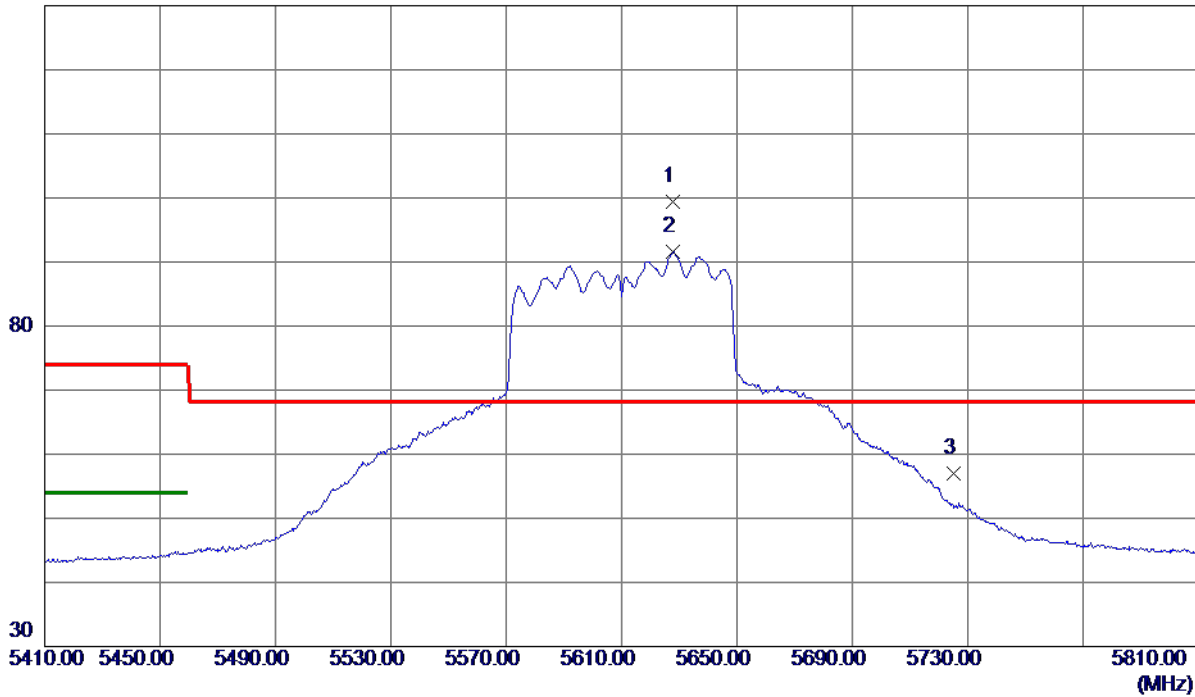
**REMARKS:**

- (1) Measurement Value = Reading Level + Correct Factor.
- (2) Margin Level = Measurement Value - Limit Value.

Orthogonal Axis	X
Test Mode	UNII-2C_TX AC (VHT80) Mode 5610 MHz

**Horizontal**

130 dBuV/m



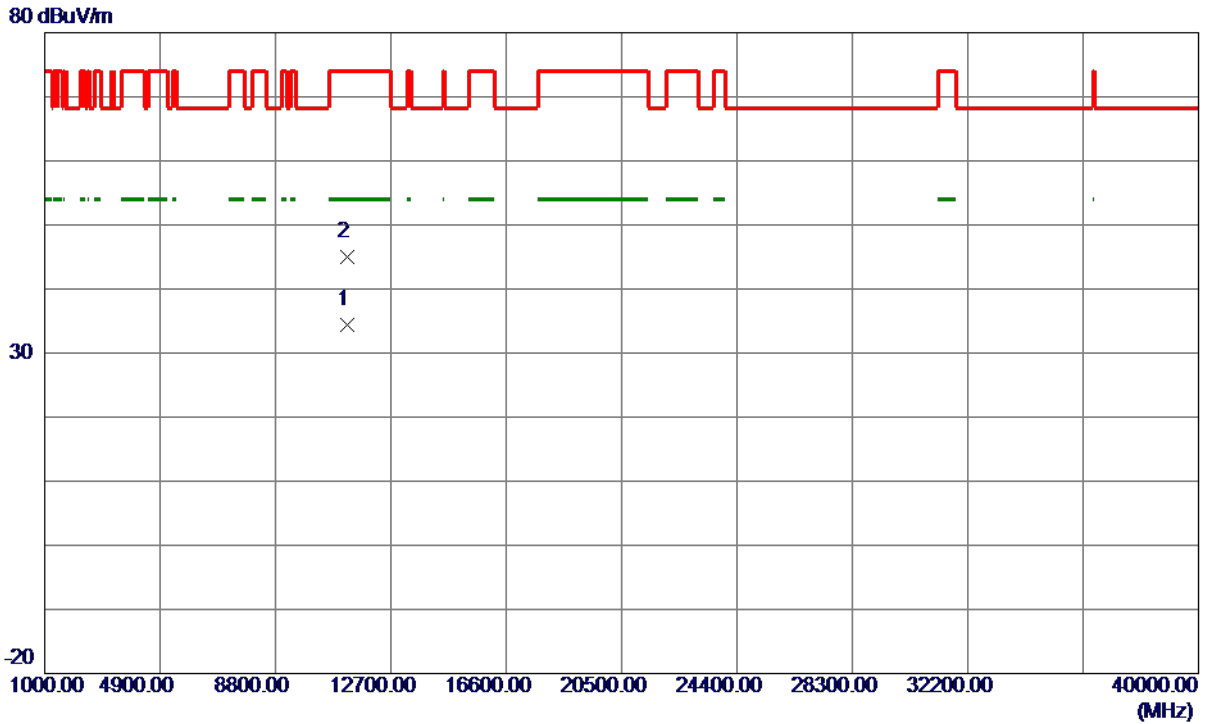
No.	Freq. MHz	Reading Level dBuV/m	Correct Factor dB	Measure ment dBuV/m	Limit dBuV/m	Margin dB	Detector	Comment
1 *	5627.6000	88.46	10.89	99.35	68.30	31.05	Peak	No Limit
2	5627.8000	80.66	10.89	91.55	999.00	-907.45	AVG	No Limit
3	5725.0000	45.99	10.92	56.91	68.30	-11.39	Peak	

**REMARKS:**

- (1) Measurement Value = Reading Level + Correct Factor.
- (2) Margin Level = Measurement Value - Limit Value.

Orthogonal Axis	X
Test Mode	UNII-2C_TX AC (VHT80) Mode 5610 MHz

**Horizontal**



No.	Freq. MHz	Reading Level dBuV/m	Correct Factor dB	Measure ment dBuV/m	Limit dBuV/m	Margin dB	Detector	Comment
1 *	11220.6400	24.26	10.11	34.37	54.00	-19.63	AVG	
2	11224.7100	34.83	10.12	44.95	74.00	-29.05	Peak	

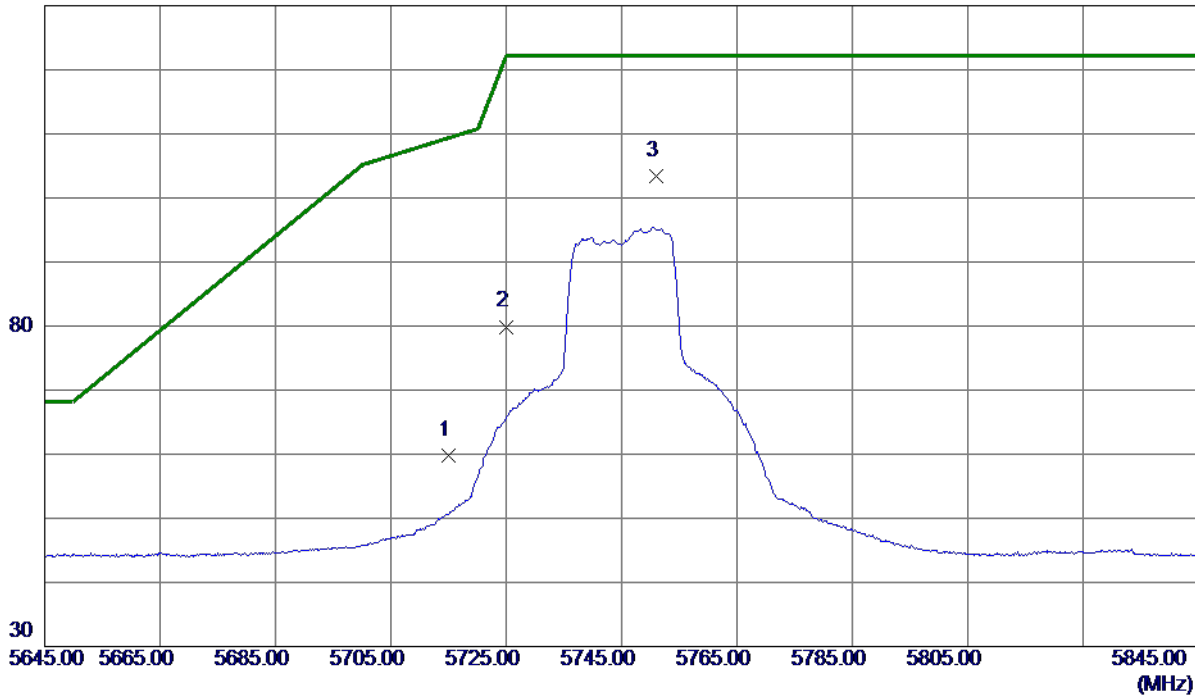
**REMARKS:**

- (1) Measurement Value = Reading Level + Correct Factor.
- (2) Margin Level = Measurement Value - Limit Value.

Orthogonal Axis	X
Test Mode	UNII-3_TX AC (VHT20) Mode 5745 MHz

**Vertical**

130 dBuV/m



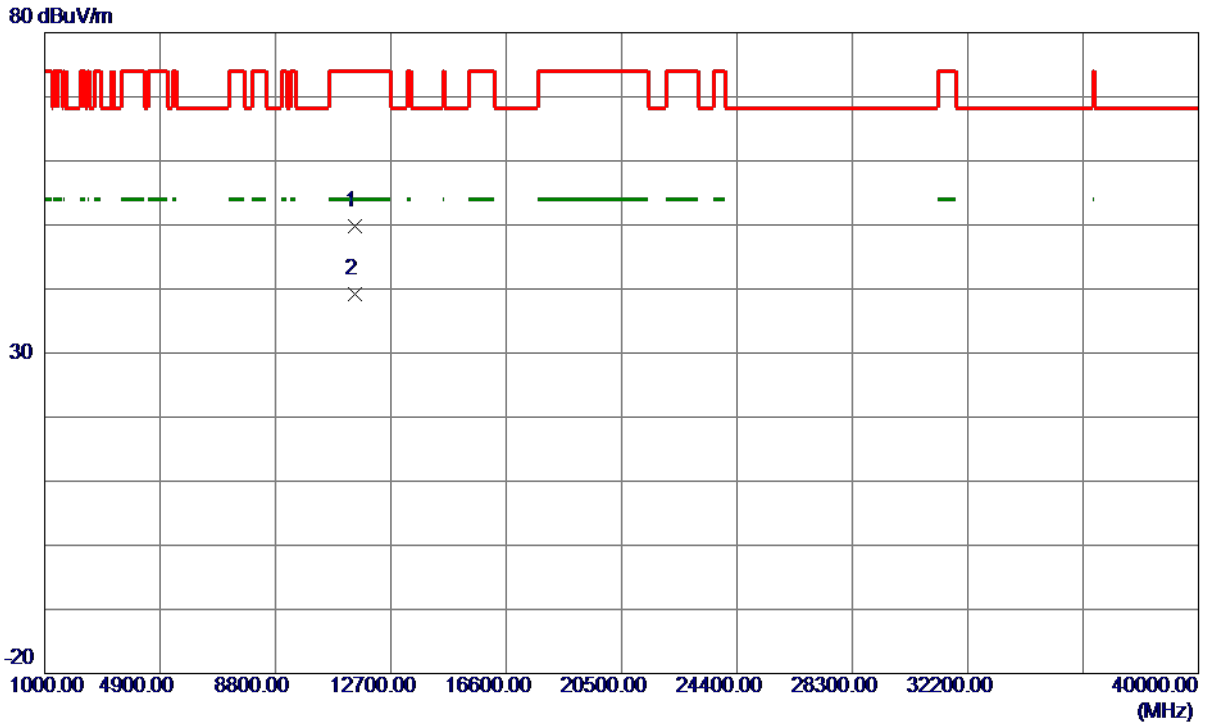
No.	Freq. MHz	Reading Level dBuV/m	Correct Factor dB	Measure ment dBuV/m	Limit dBuV/m	Margin dB	Detector	Comment
1	5715.0000	43.77	15.99	59.76	109.40	-49.64	Peak	
2	5725.0000	63.90	16.00	79.90	122.20	-42.30	Peak	
3 *	5751.1000	87.37	16.02	103.39	122.20	-18.81	Peak	No Limit

**REMARKS:**

- (1) Measurement Value = Reading Level + Correct Factor.
- (2) Margin Level = Measurement Value - Limit Value.

Orthogonal Axis	X
Test Mode	UNII-3_TX AC (VHT20) Mode 5745 MHz

**Vertical**



No.	Freq. MHz	Reading Level dBuV/m	Correct Factor dB	Measure ment dBuV/m	Limit dBuV/m	Margin dB	Detector	Comment
1	11490.4500	39.05	10.71	49.76	74.00	-24.24	Peak	
2 *	11490.5100	28.50	10.71	39.21	54.00	-14.79	AVG	

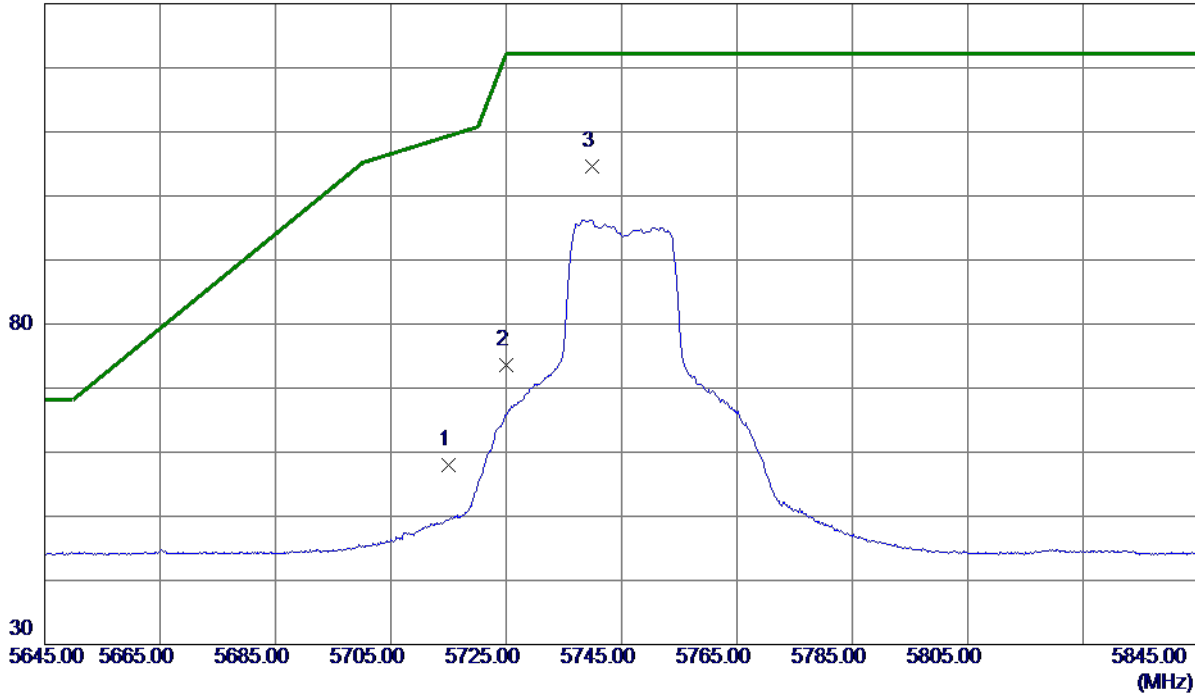
**REMARKS:**

- (1) Measurement Value = Reading Level + Correct Factor.
- (2) Margin Level = Measurement Value - Limit Value.

Orthogonal Axis	X
Test Mode	UNII-3_TX AC (VHT20) Mode 5745 MHz

**Horizontal**

130 dBuV/m



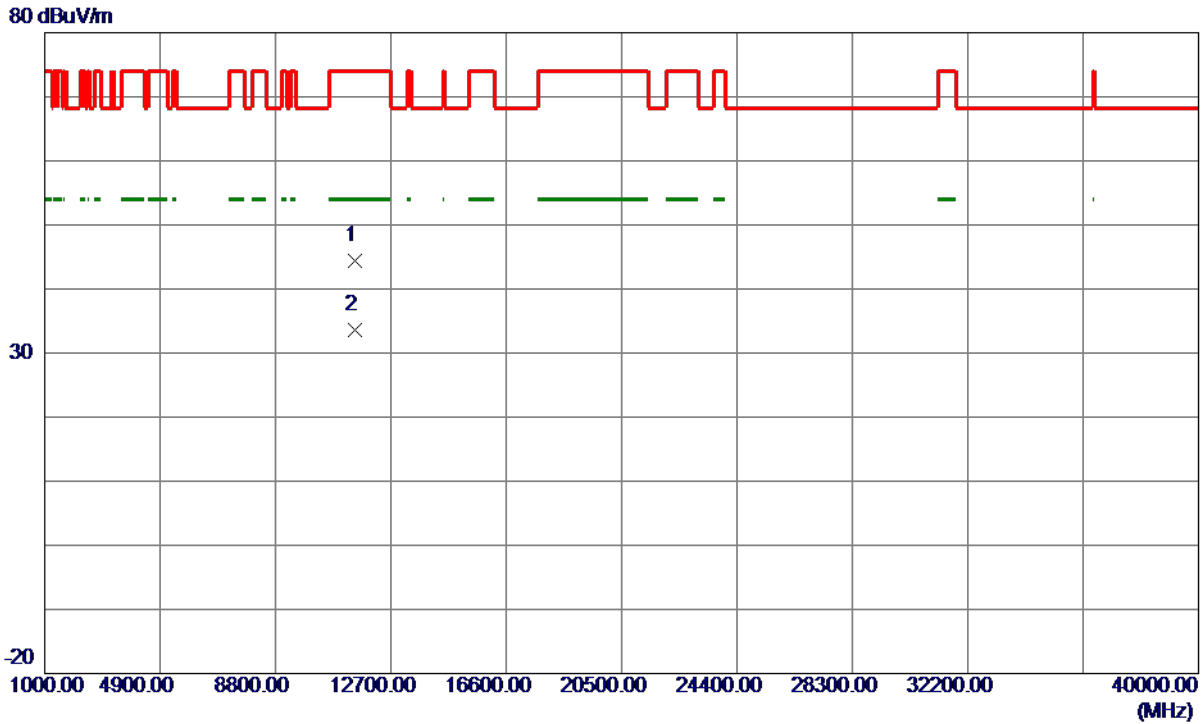
No.	Freq. MHz	Reading Level dBuV/m	Correct Factor dB	Measure ment dBuV/m	Limit dBuV/m	Margin dB	Detector	Comment
1	5715.0000	47.05	10.91	57.96	109.40	-51.44	Peak	
2	5725.0000	62.60	10.92	73.52	122.20	-48.68	Peak	
3 *	5739.8000	93.67	10.92	104.59	122.20	-17.61	Peak	No Limit

**REMARKS:**

- (1) Measurement Value = Reading Level + Correct Factor.
- (2) Margin Level = Measurement Value - Limit Value.

Orthogonal Axis	X
Test Mode	UNII-3_TX AC (VHT20) Mode 5745 MHz

**Horizontal**



No.	Freq. MHz	Reading Level dBuV/m	Correct Factor dB	Measure ment dBuV/m	Limit dBuV/m	Margin dB	Detector	Comment
1	11483.5100	33.72	10.69	44.41	74.00	-29.59	Peak	
2 *	11490.3500	22.82	10.71	33.53	54.00	-20.47	AVG	

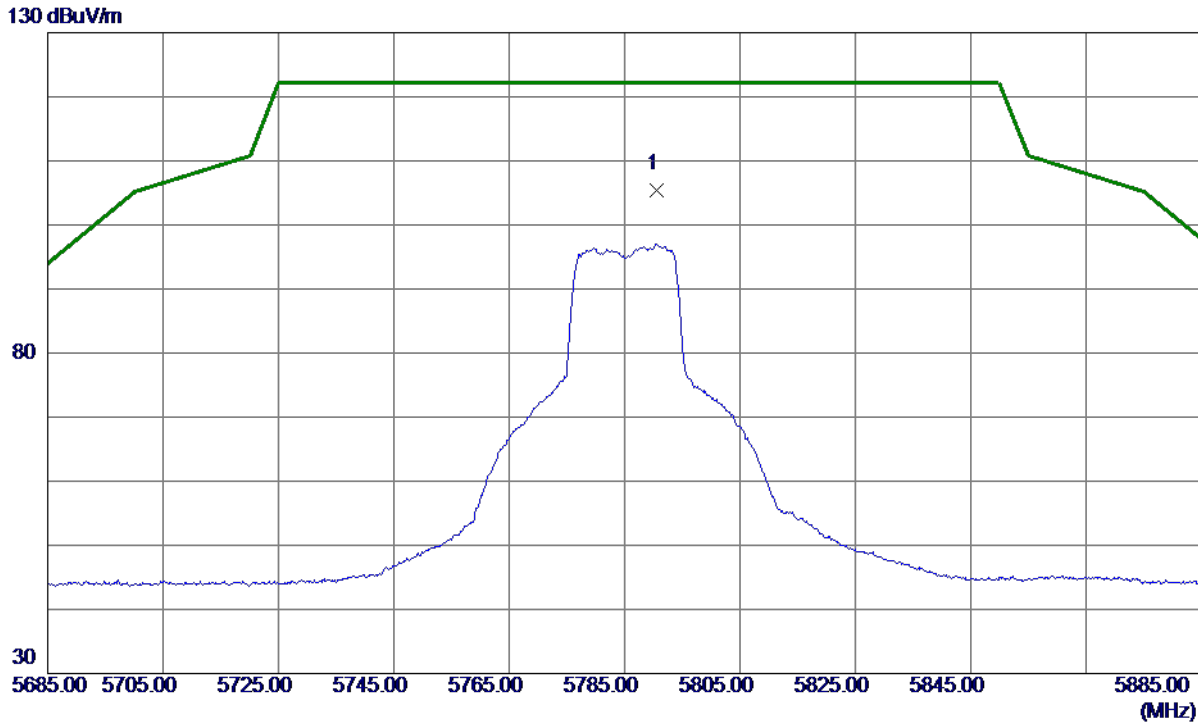
**REMARKS:**

- (1) Measurement Value = Reading Level + Correct Factor.
- (2) Margin Level = Measurement Value - Limit Value.



Orthogonal Axis	X
Test Mode	UNII-3_TX AC (VHT20) Mode 5785 MHz

**Vertical**



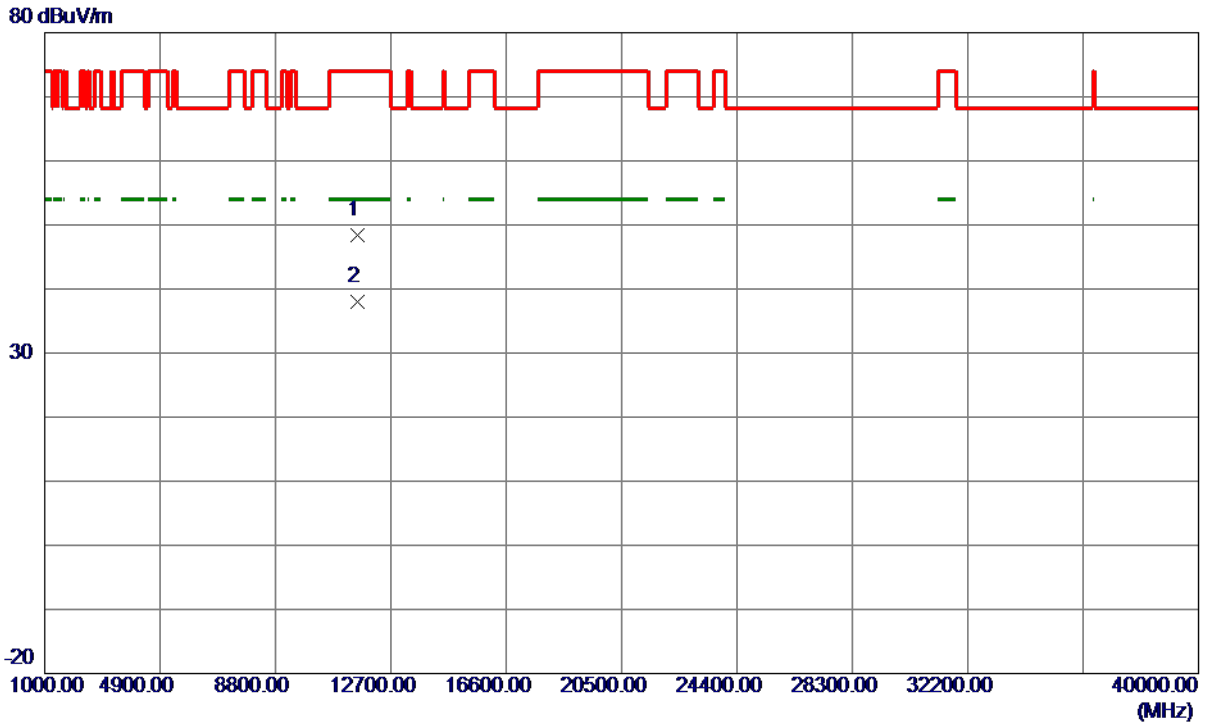
No.	Freq. MHz	Reading Level dBuV/m	Correct Factor dB	Measure ment dBuV/m	Limit dBuV/m	Margin dB	Detector	Comment
1 *	5790.6000	89.46	16.04	105.50	122.20	-16.70	Peak	No Limit

**REMARKS:**

- (1) Measurement Value = Reading Level + Correct Factor.
- (2) Margin Level = Measurement Value - Limit Value.

Orthogonal Axis	X
Test Mode	UNII-3_TX AC (VHT20) Mode 5785 MHz

**Vertical**



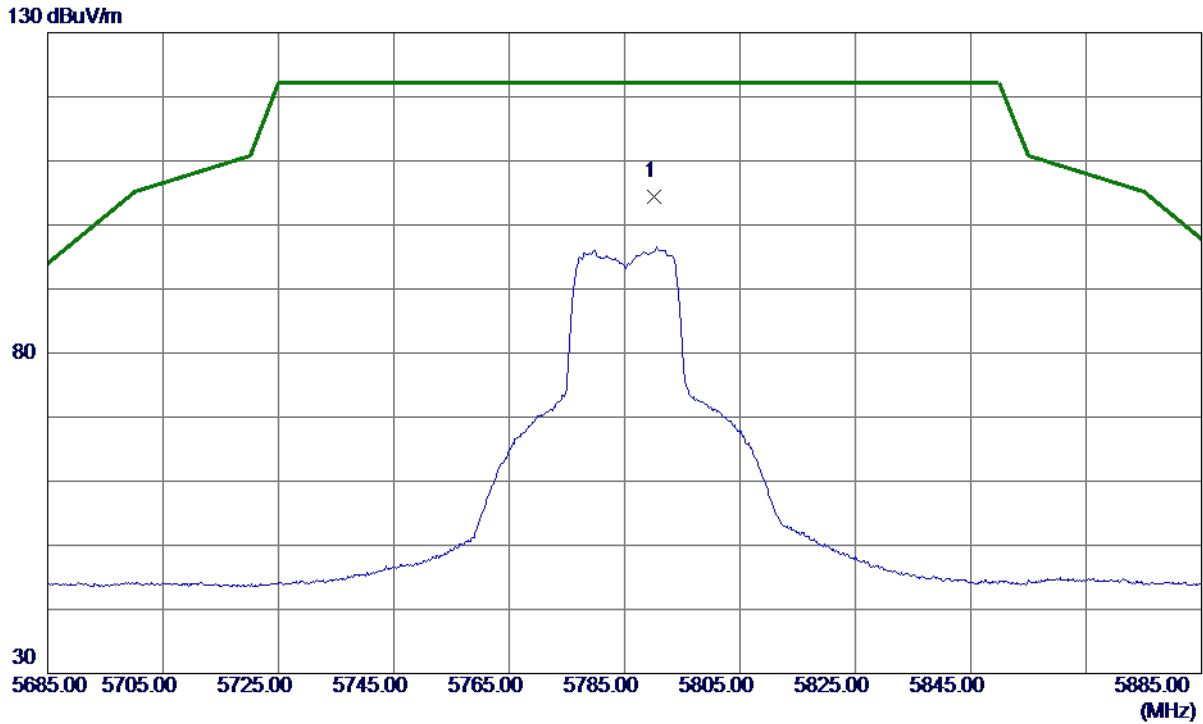
No.	Freq. MHz	Reading Level dBuV/m	Correct Factor dB	Measure ment dBuV/m	Limit dBuV/m	Margin dB	Detector	Comment
1	11570.0199	37.63	10.86	48.49	74.00	-25.51	Peak	
2 *	11570.6500	27.11	10.86	37.97	54.00	-16.03	AVG	

**REMARKS:**

- (1) Measurement Value = Reading Level + Correct Factor.
- (2) Margin Level = Measurement Value - Limit Value.

Orthogonal Axis	X
Test Mode	UNII-3_TX AC (VHT20) Mode 5785 MHz

**Horizontal**



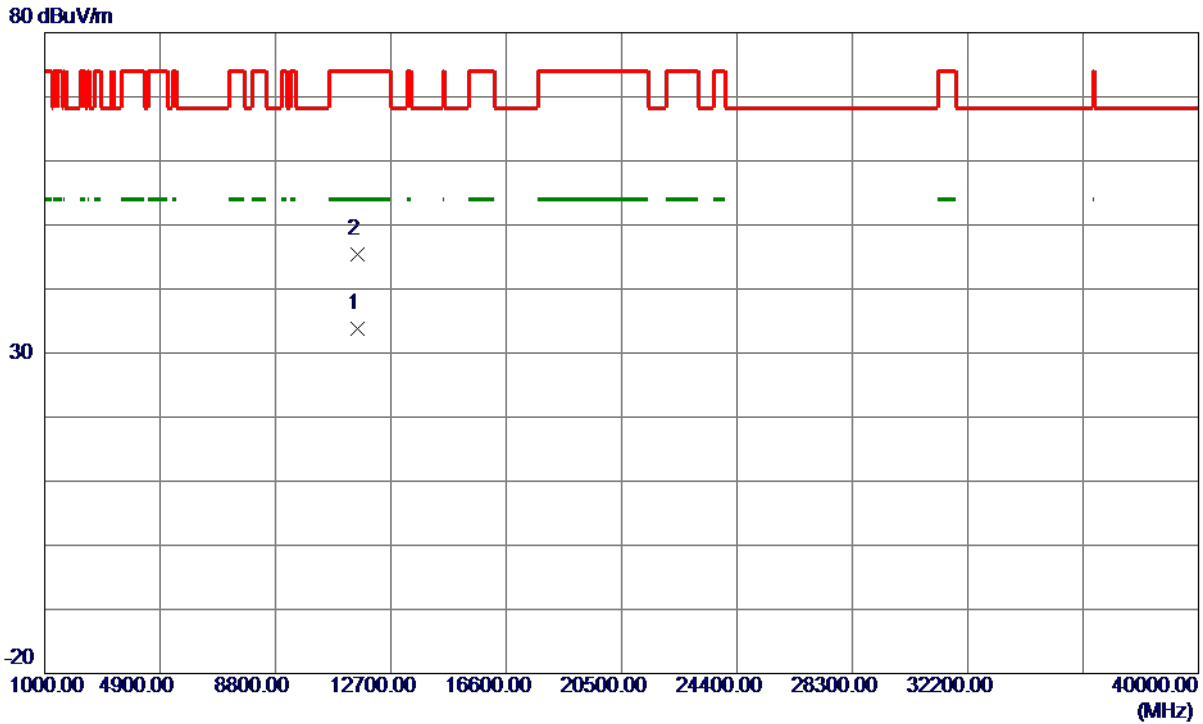
No.	Freq. MHz	Reading Level dBuV/m	Correct Factor dB	Measure ment dBuV/m	Limit dBuV/m	Margin dB	Detector	Comment
1 *	5790.1000	93.43	10.94	104.37	122.20	-17.83	Peak	No Limit

**REMARKS:**

- (1) Measurement Value = Reading Level + Correct Factor.
- (2) Margin Level = Measurement Value - Limit Value.

Orthogonal Axis	X
Test Mode	UNII-3_TX AC (VHT20) Mode 5785 MHz

**Horizontal**



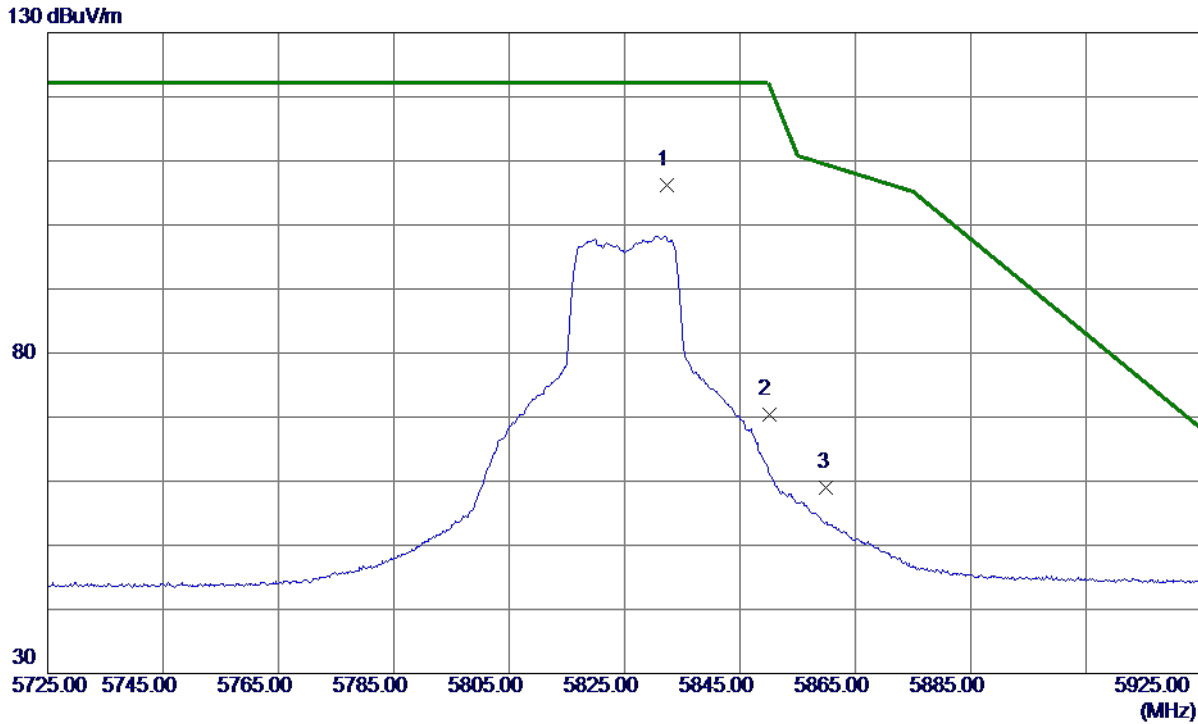
No.	Freq. MHz	Reading Level dBuV/m	Correct Factor dB	Measure ment dBuV/m	Limit dBuV/m	Margin dB	Detector	Comment
1 *	11570.7400	22.86	10.86	33.72	54.00	-20.28	AVG	
2	11578.4700	34.54	10.88	45.42	74.00	-28.58	Peak	

**REMARKS:**

- (1) Measurement Value = Reading Level + Correct Factor.
- (2) Margin Level = Measurement Value - Limit Value.

Orthogonal Axis	X
Test Mode	UNII-3_TX AC (VHT20) Mode 5825 MHz

**Vertical**



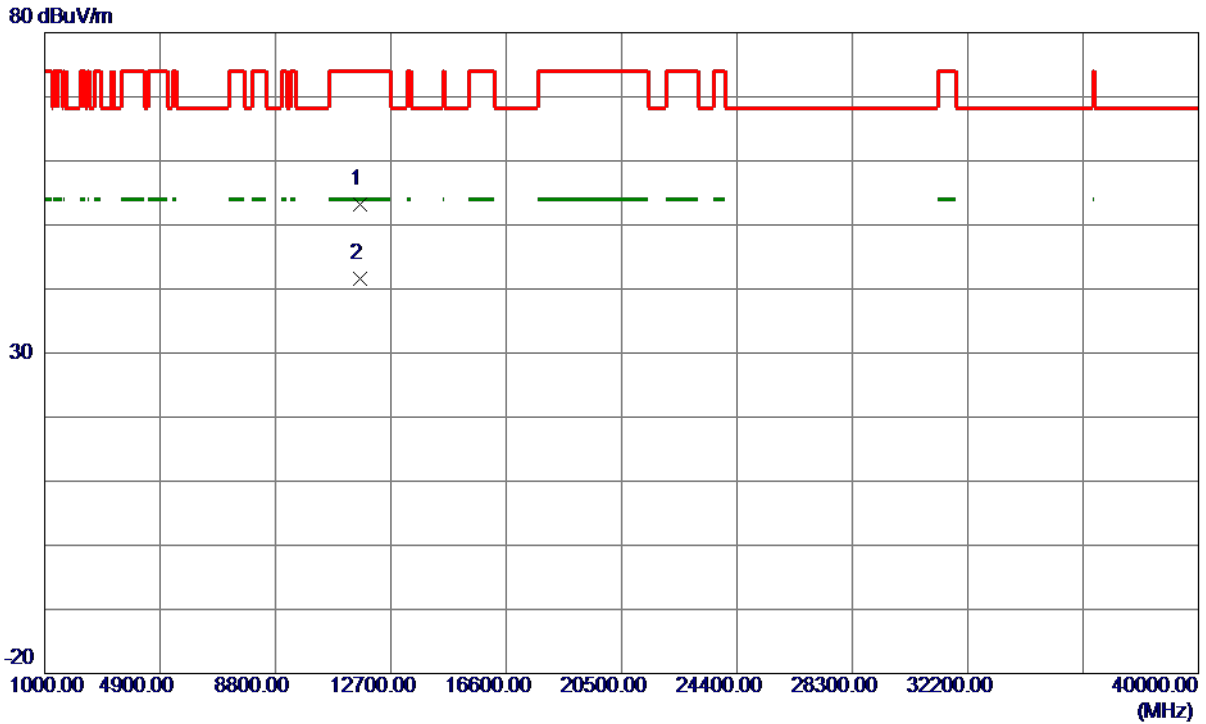
No.	Freq. MHz	Reading Level dBuV/m	Correct Factor dB	Measure ment dBuV/m	Limit dBuV/m	Margin dB	Detector	Comment
1 *	5832.3000	90.14	16.07	106.21	122.20	-15.99	Peak	No Limit
2	5850.0000	54.37	16.08	70.45	122.20	-51.75	Peak	
3	5860.0000	42.89	16.08	58.97	109.40	-50.43	Peak	

**REMARKS:**

- (1) Measurement Value = Reading Level + Correct Factor.
- (2) Margin Level = Measurement Value - Limit Value.

Orthogonal Axis	X
Test Mode	UNII-3_TX AC (VHT20) Mode 5825 MHz

**Vertical**



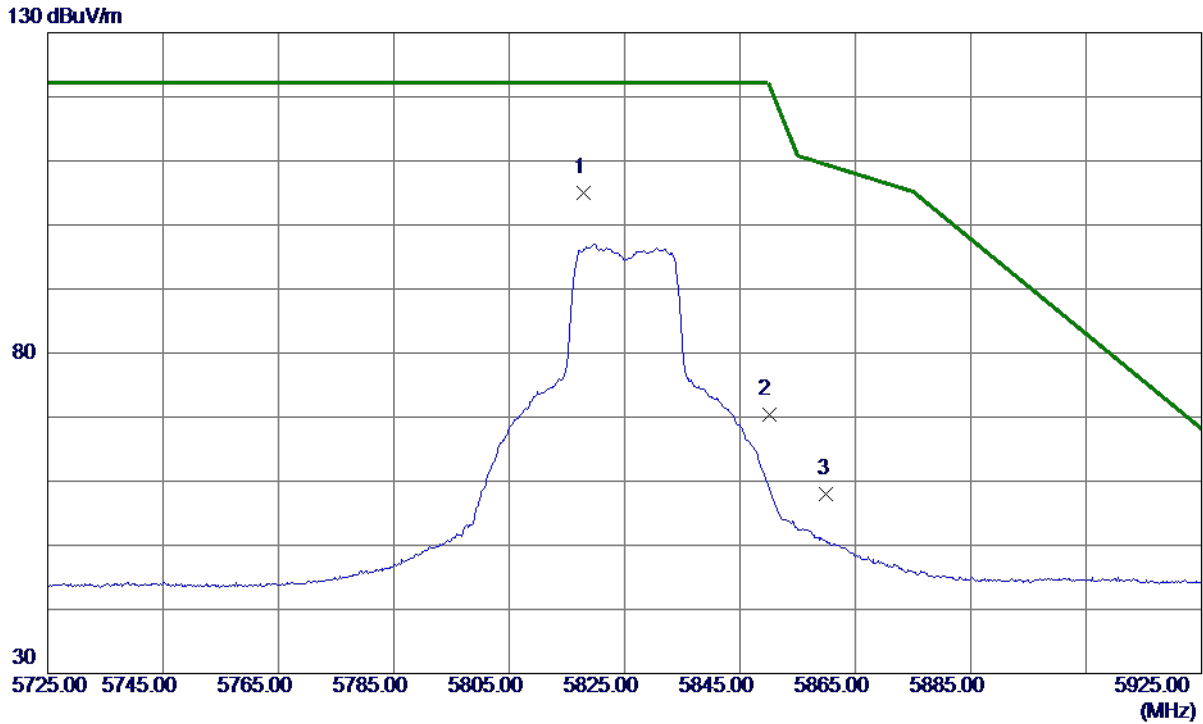
No.	Freq. MHz	Reading Level dBuV/m	Correct Factor dB	Measure ment dBuV/m	Limit dBuV/m	Margin dB	Detector	Comment
1	11648.4300	42.20	11.01	53.21	74.00	-20.79	Peak	
2 *	11650.5500	30.63	11.02	41.65	54.00	-12.35	AVG	

**REMARKS:**

- (1) Measurement Value = Reading Level + Correct Factor.
- (2) Margin Level = Measurement Value - Limit Value.

Orthogonal Axis	X
Test Mode	UNII-3_TX AC (VHT20) Mode 5825 MHz

### Horizontal



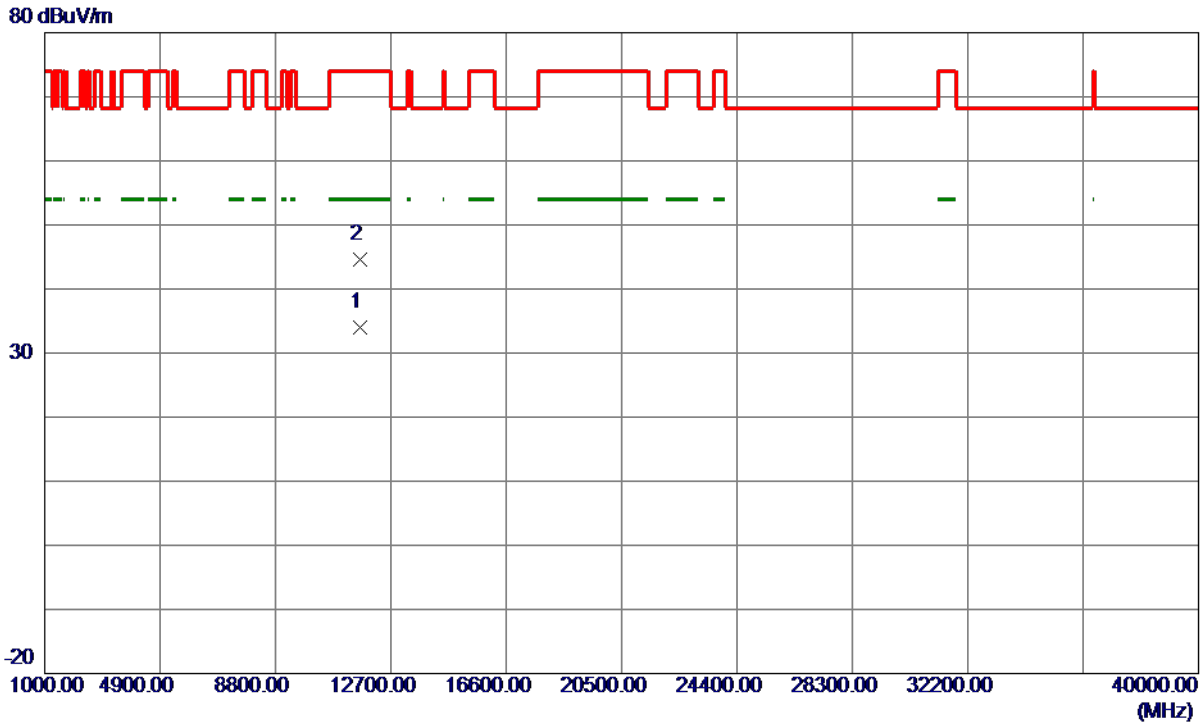
No.	Freq. MHz	Reading Level dBuV/m	Correct Factor dB	Measure ment dBuV/m	Limit dBuV/m	Margin dB	Detector	Comment
1 *	5817.8000	94.09	10.95	105.04	122.20	-17.16	Peak	No Limit
2	5850.0000	59.45	10.96	70.41	122.20	-51.79	Peak	
3	5860.0000	47.02	10.96	57.98	109.40	-51.42	Peak	

**REMARKS:**

- (1) Measurement Value = Reading Level + Correct Factor.
- (2) Margin Level = Measurement Value - Limit Value.

Orthogonal Axis	X
Test Mode	UNII-3_TX AC (VHT20) Mode 5825 MHz

**Horizontal**



No.	Freq. MHz	Reading Level dBuV/m	Correct Factor dB	Measure ment dBuV/m	Limit dBuV/m	Margin dB	Detector	Comment
1 *	11650.2000	22.94	11.02	33.96	54.00	-20.04	AVG	
2	11656.6900	33.65	11.03	44.68	74.00	-29.32	Peak	

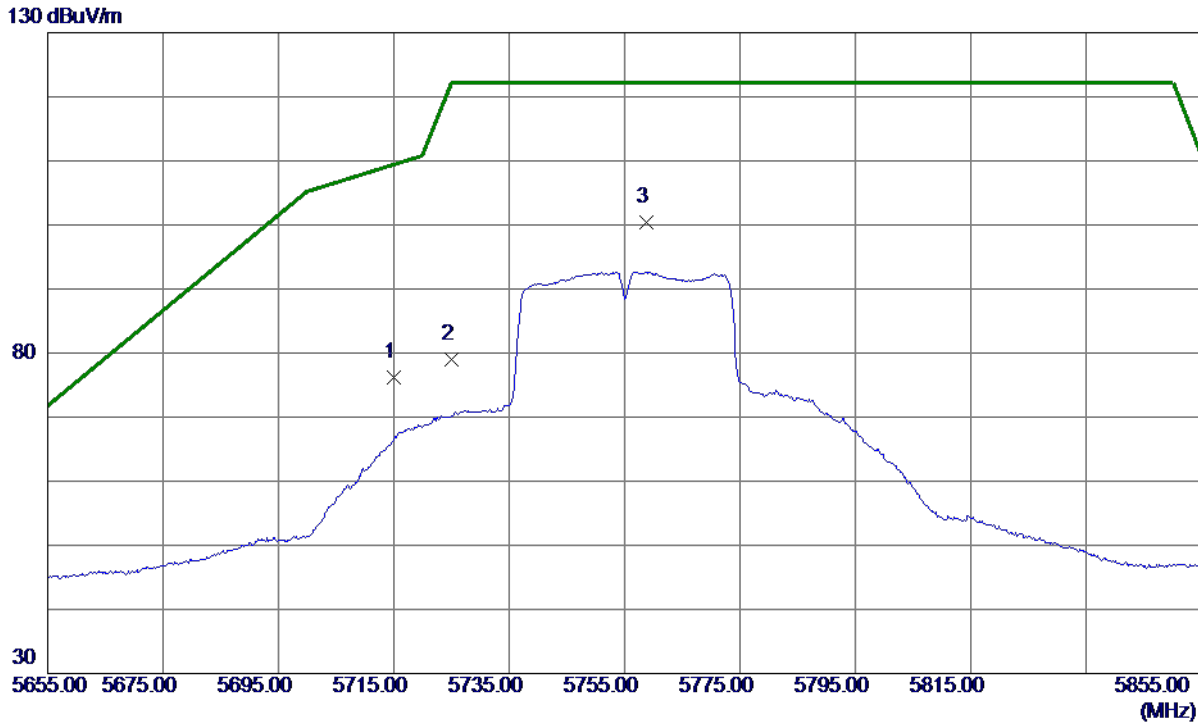
**REMARKS:**

- (1) Measurement Value = Reading Level + Correct Factor.
- (2) Margin Level = Measurement Value - Limit Value.



Orthogonal Axis	X
Test Mode	UNII-3_TX AC (VHT40) Mode 5755 MHz

**Vertical**



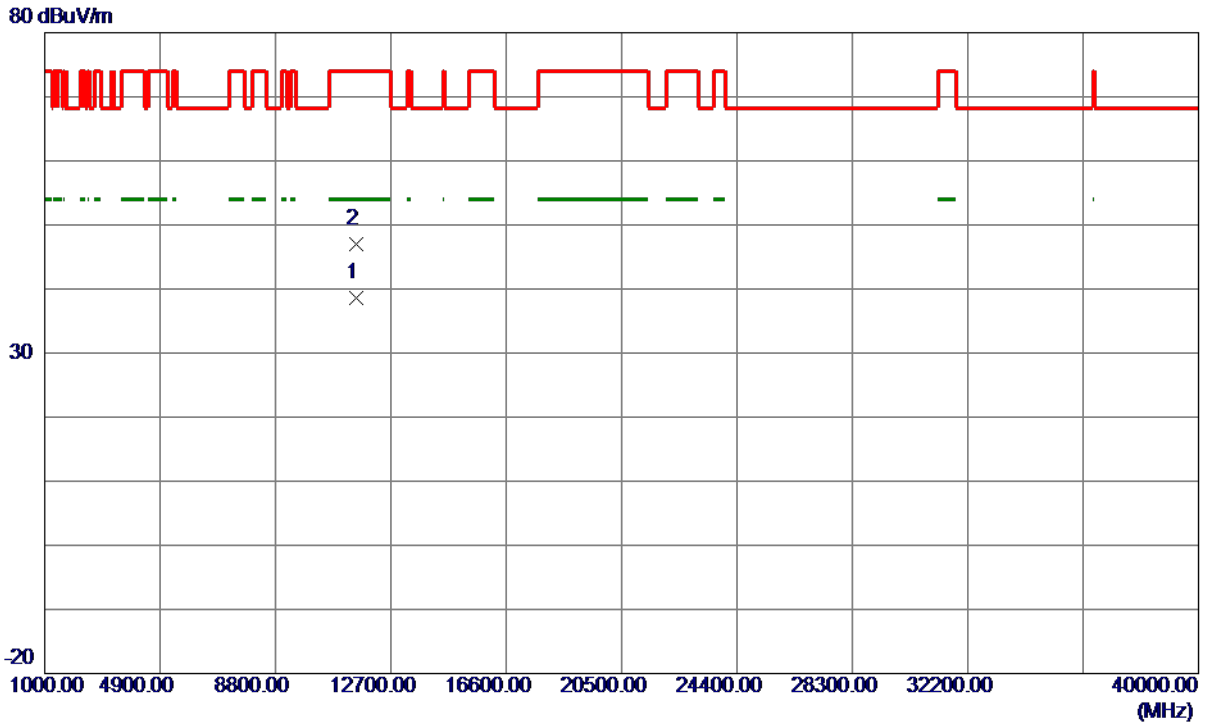
No.	Freq. MHz	Reading Level dBuV/m	Correct Factor dB	Measure ment dBuV/m	Limit dBuV/m	Margin dB	Detector	Comment
1	5715.0000	60.19	15.99	76.18	109.40	-33.22	Peak	
2	5725.0000	63.06	16.00	79.06	122.20	-43.14	Peak	
3 *	5758.7000	84.44	16.02	100.46	122.20	-21.74	Peak	No Limit

**REMARKS:**

- (1) Measurement Value = Reading Level + Correct Factor.
- (2) Margin Level = Measurement Value - Limit Value.

Orthogonal Axis	X
Test Mode	UNII-3_TX AC (VHT40) Mode 5755 MHz

**Vertical**



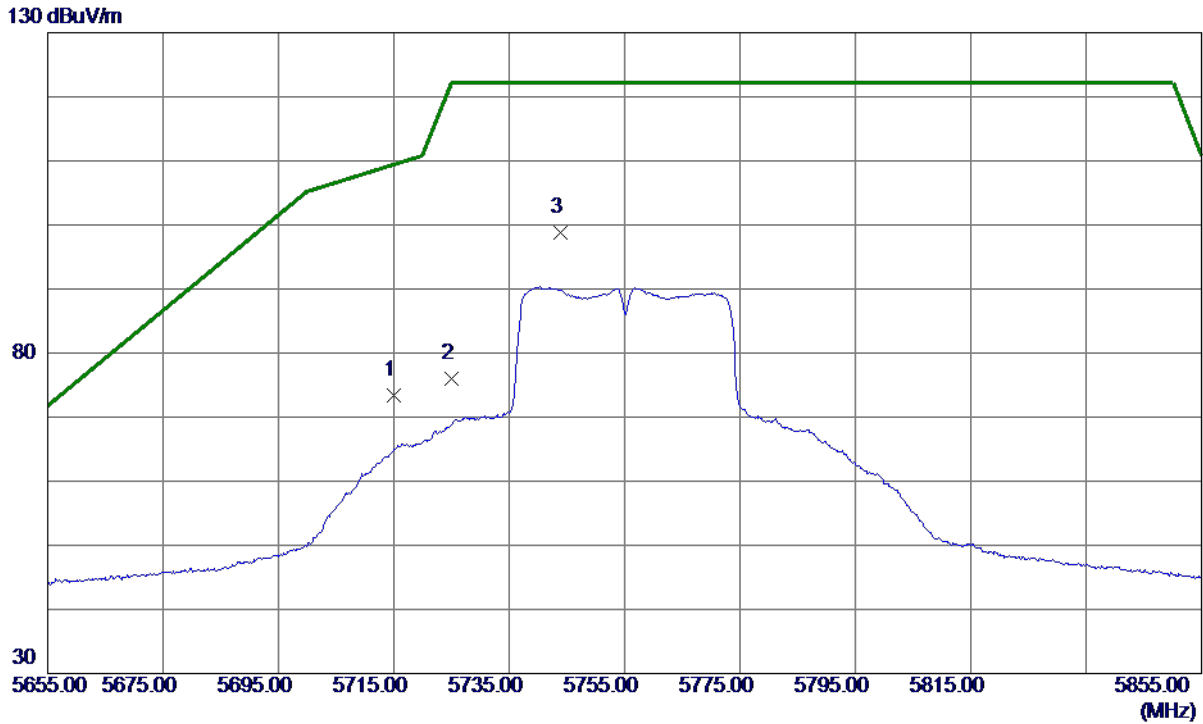
No.	Freq. MHz	Reading Level dBuV/m	Correct Factor dB	Measure ment dBuV/m	Limit dBuV/m	Margin dB	Detector	Comment
1 *	11510.5599	27.85	10.75	38.60	54.00	-15.40	AVG	
2	11514.3099	36.29	10.76	47.05	74.00	-26.95	Peak	

**REMARKS:**

- (1) Measurement Value = Reading Level + Correct Factor.
- (2) Margin Level = Measurement Value - Limit Value.

Orthogonal Axis	X
Test Mode	UNII-3_TX AC (VHT40) Mode 5755 MHz

### Horizontal



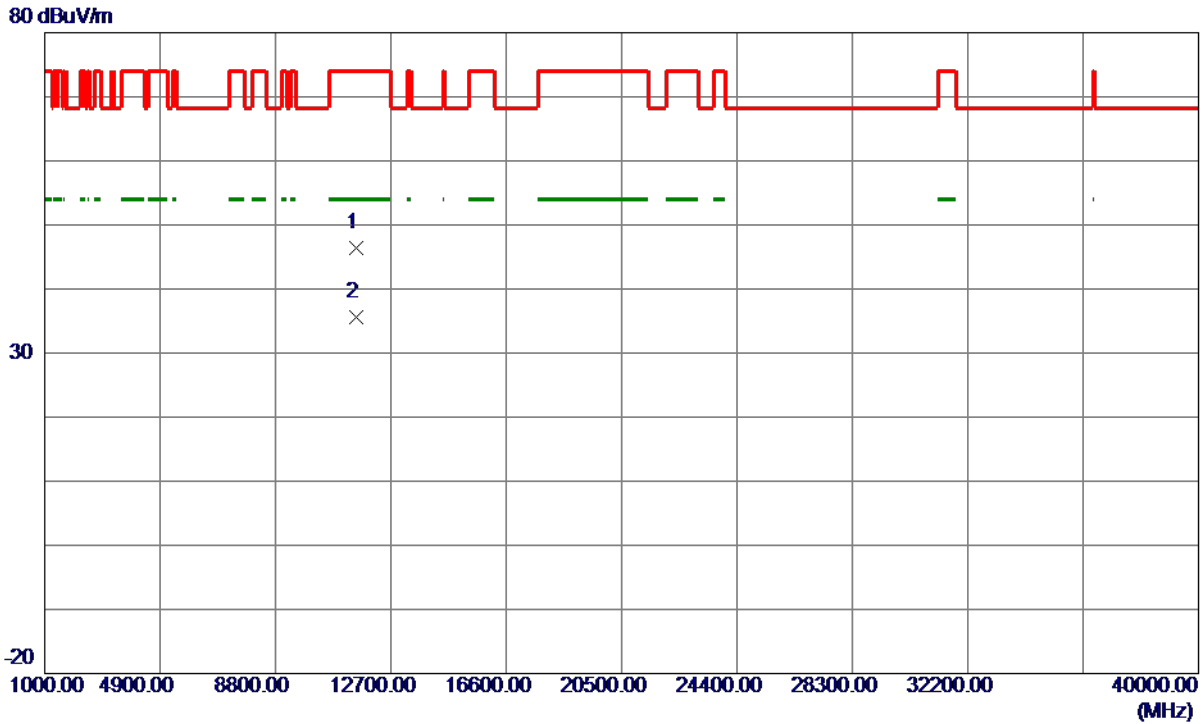
No.	Freq. MHz	Reading Level dBuV/m	Correct Factor dB	Measure ment dBuV/m	Limit dBuV/m	Margin dB	Detector	Comment
1	5715.0000	62.52	10.91	73.43	109.40	-35.97	Peak	
2	5725.0000	65.02	10.92	75.94	122.20	-46.26	Peak	
3 *	5743.8000	87.83	10.92	98.75	122.20	-23.45	Peak	No Limit

**REMARKS:**

- (1) Measurement Value = Reading Level + Correct Factor.
- (2) Margin Level = Measurement Value - Limit Value.

Orthogonal Axis	X
Test Mode	UNII-3_TX AC (VHT40) Mode 5755 MHz

**Horizontal**



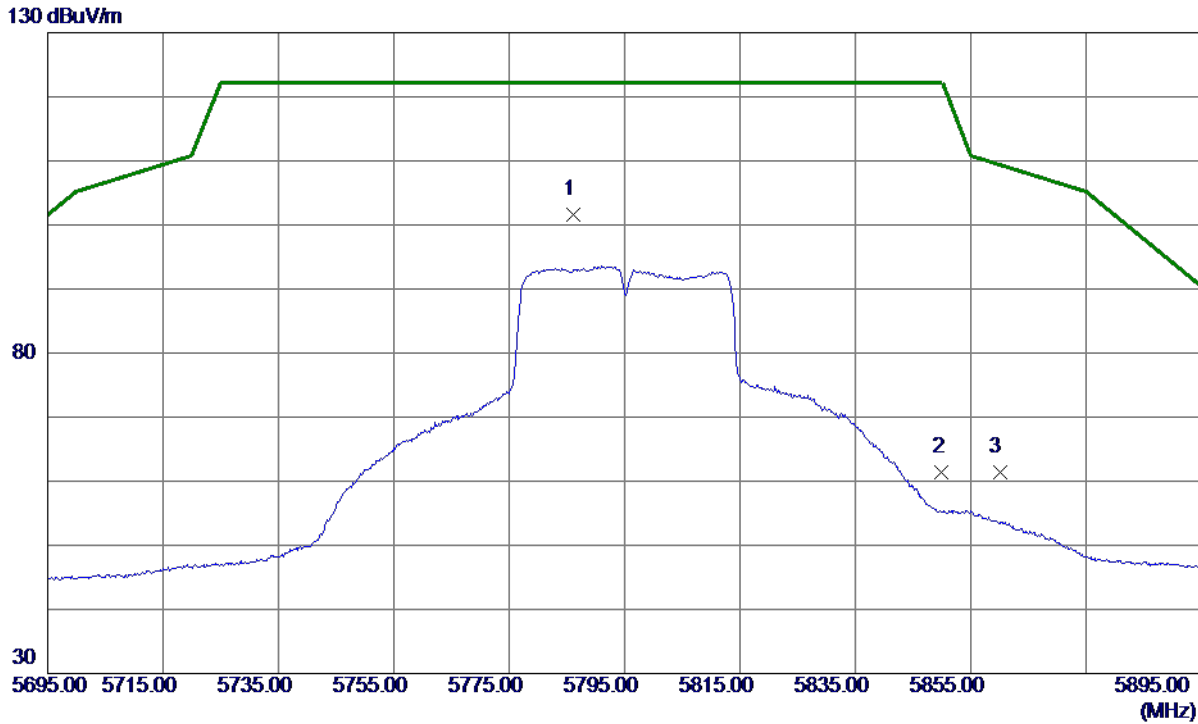
No.	Freq. MHz	Reading Level dBuV/m	Correct Factor dB	Measure ment dBuV/m	Limit dBuV/m	Margin dB	Detector	Comment
1	11510.2200	35.67	10.75	46.42	74.00	-27.58	Peak	
2 *	11510.5000	24.79	10.75	35.54	54.00	-18.46	AVG	

**REMARKS:**

- (1) Measurement Value = Reading Level + Correct Factor.
- (2) Margin Level = Measurement Value - Limit Value.

Orthogonal Axis	X
Test Mode	UNII-3_TX AC (VHT40) Mode 5795 MHz

**Vertical**



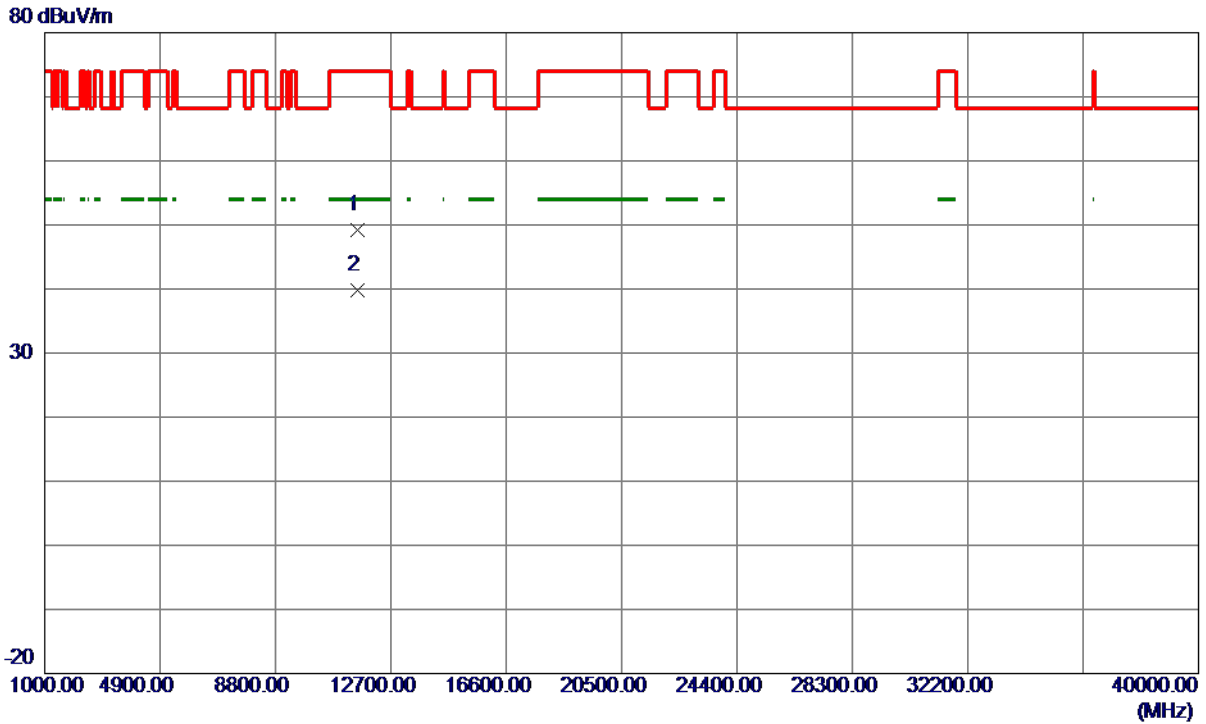
No.	Freq. MHz	Reading Level dBuV/m	Correct Factor dB	Measure ment dBuV/m	Limit dBuV/m	Margin dB	Detector	Comment
1 *	5786.2000	85.63	16.04	101.67	122.20	-20.53	Peak	No Limit
2	5850.0000	45.23	16.08	61.31	122.20	-60.89	Peak	
3	5860.0000	45.25	16.08	61.33	109.40	-48.07	Peak	

**REMARKS:**

- (1) Measurement Value = Reading Level + Correct Factor.
- (2) Margin Level = Measurement Value - Limit Value.

Orthogonal Axis	X
Test Mode	UNII-3_TX AC (VHT40) Mode 5795 MHz

Vertical



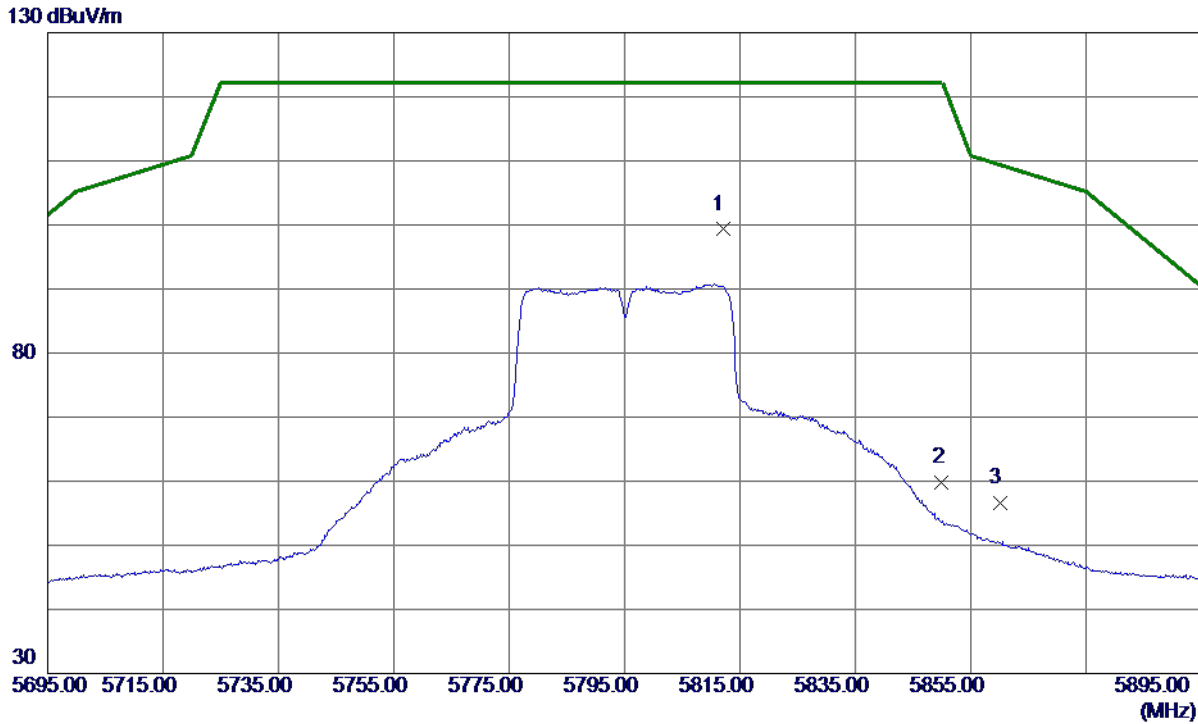
No.	Freq. MHz	Reading Level dBuV/m	Correct Factor dB	Measurement dBuV/m	Limit dBuV/m	Margin dB	Detector	Comment
1	11590.1200	38.26	10.90	49.16	74.00	-24.84	Peak	
2 *	11590.2900	28.98	10.90	39.88	54.00	-14.12	AVG	

REMARKS:

- (1) Measurement Value = Reading Level + Correct Factor.
- (2) Margin Level = Measurement Value - Limit Value.

Orthogonal Axis	X
Test Mode	UNII-3_TX AC (VHT40) Mode 5795 MHz

**Horizontal**



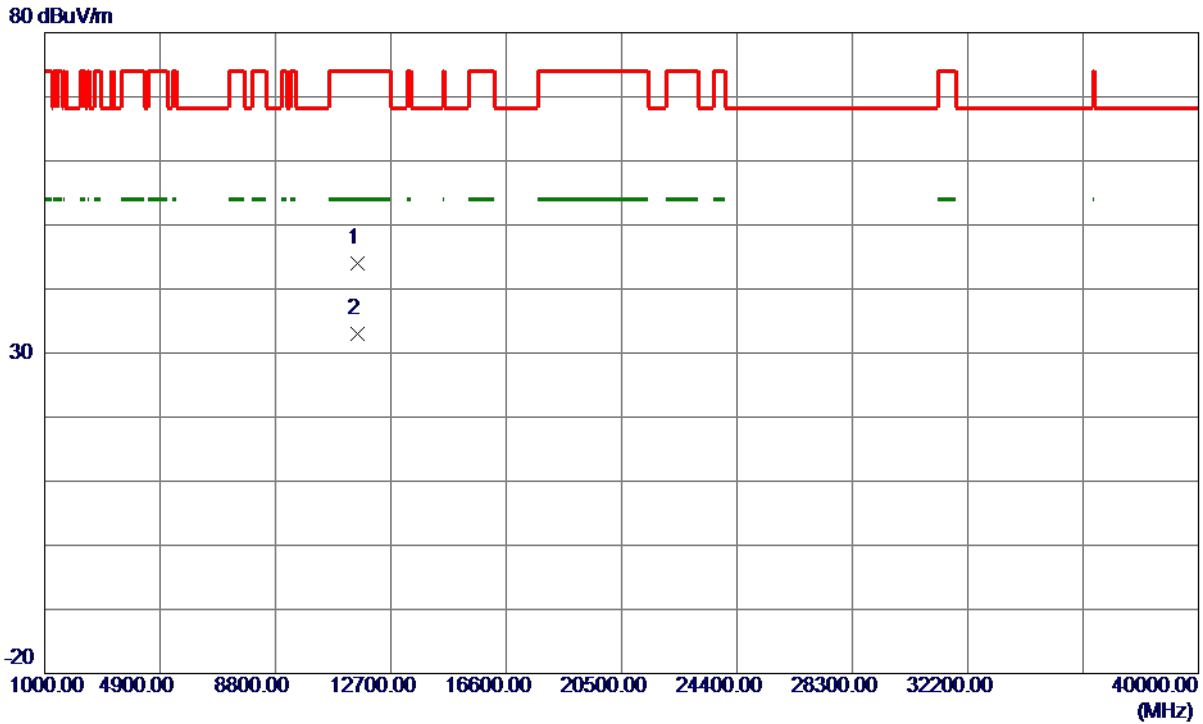
No.	Freq. MHz	Reading Level dBuV/m	Correct Factor dB	Measure ment dBuV/m	Limit dBuV/m	Margin dB	Detector	Comment
1 *	5812.0000	88.36	10.94	99.30	122.20	-22.90	Peak	No Limit
2	5850.0000	48.90	10.96	59.86	122.20	-62.34	Peak	
3	5860.0000	45.60	10.96	56.56	109.40	-52.84	Peak	

**REMARKS:**

- (1) Measurement Value = Reading Level + Correct Factor.
- (2) Margin Level = Measurement Value - Limit Value.

Orthogonal Axis	X
Test Mode	UNII-3_TX AC (VHT40) Mode 5795 MHz

**Horizontal**



No.	Freq. MHz	Reading Level dBuV/m	Correct Factor dB	Measure ment dBuV/m	Limit dBuV/m	Margin dB	Detector	Comment
1	11580.5800	33.14	10.88	44.02	74.00	-29.98	Peak	
2 *	11590.1400	22.01	10.90	32.91	54.00	-21.09	AVG	

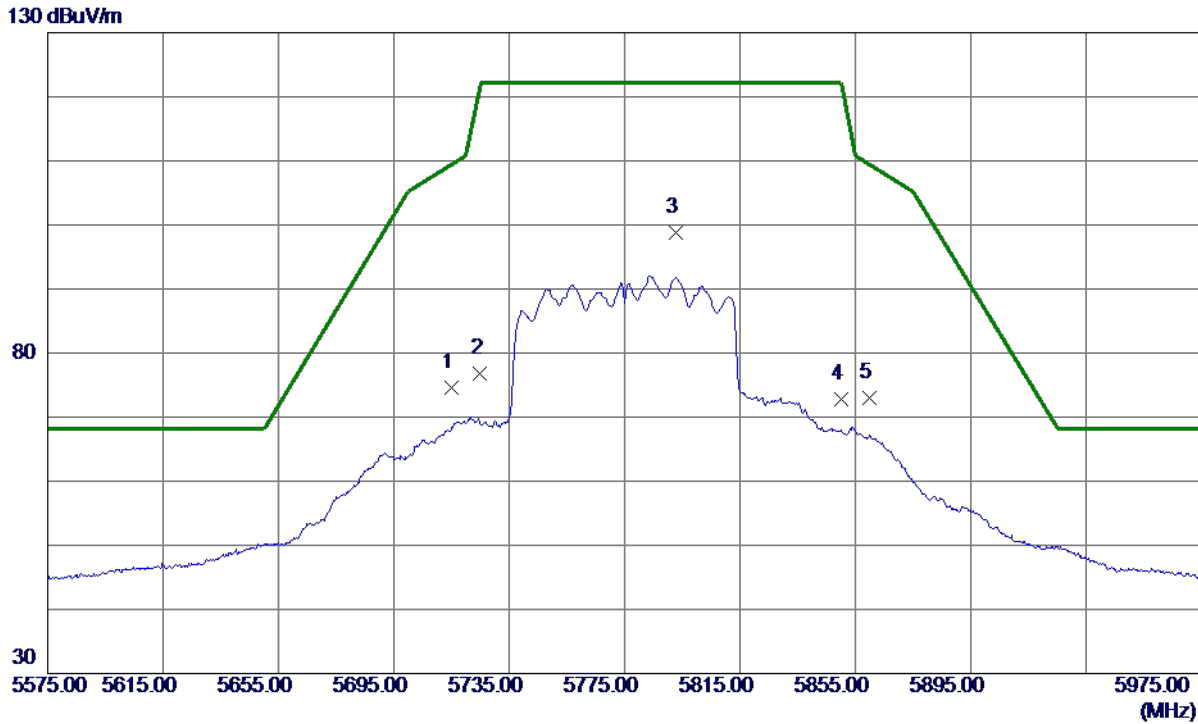
**REMARKS:**

- (1) Measurement Value = Reading Level + Correct Factor.
- (2) Margin Level = Measurement Value - Limit Value.



Orthogonal Axis	X
Test Mode	UNII-3_TX AC (VHT80) Mode 5775 MHz

**Vertical**



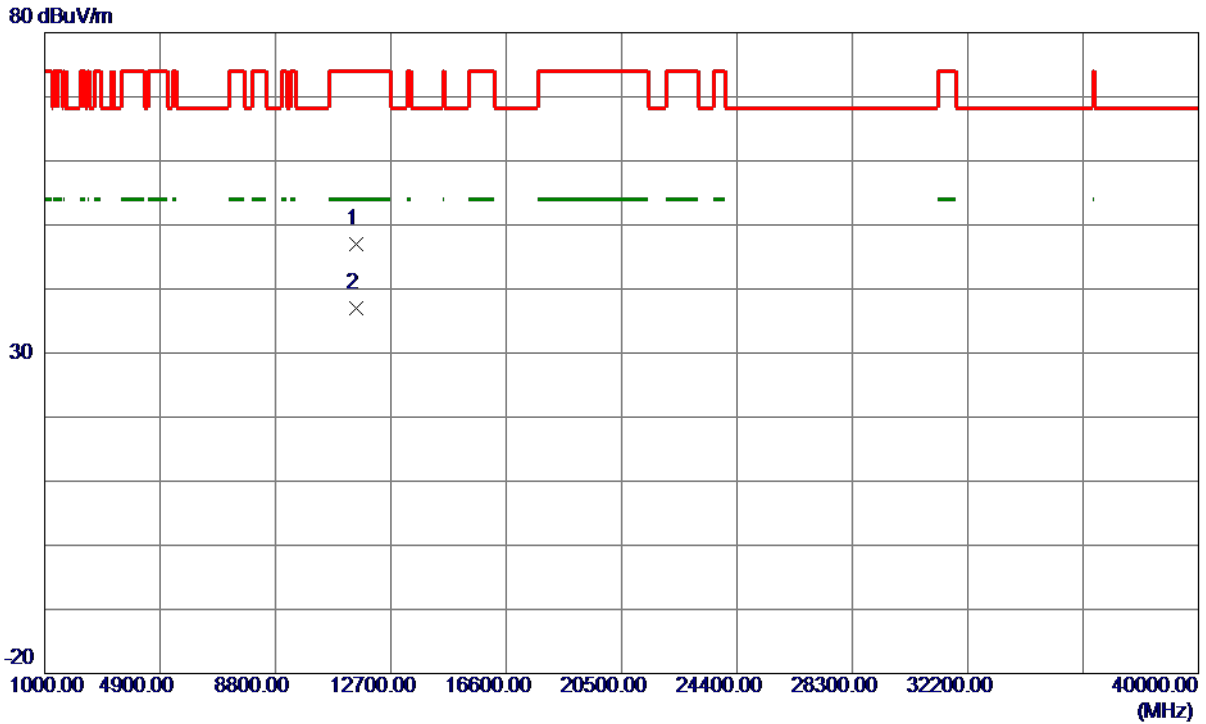
No.	Freq. MHz	Reading Level dBuV/m	Correct Factor dB	Measure ment dBuV/m	Limit dBuV/m	Margin dB	Detector	Comment
1	5715.0000	58.59	15.99	74.58	109.40	-34.82	Peak	
2	5725.0000	60.74	16.00	76.74	122.20	-45.46	Peak	
3 *	5792.6000	82.81	16.04	98.85	122.20	-23.35	Peak	No Limit
4	5850.0000	56.73	16.08	72.81	122.20	-49.39	Peak	
5	5860.0000	57.00	16.08	73.08	109.40	-36.32	Peak	

**REMARKS:**

- (1) Measurement Value = Reading Level + Correct Factor.
- (2) Margin Level = Measurement Value - Limit Value.

Orthogonal Axis	X
Test Mode	UNII-3_TX AC (VHT80) Mode 5775 MHz

**Vertical**



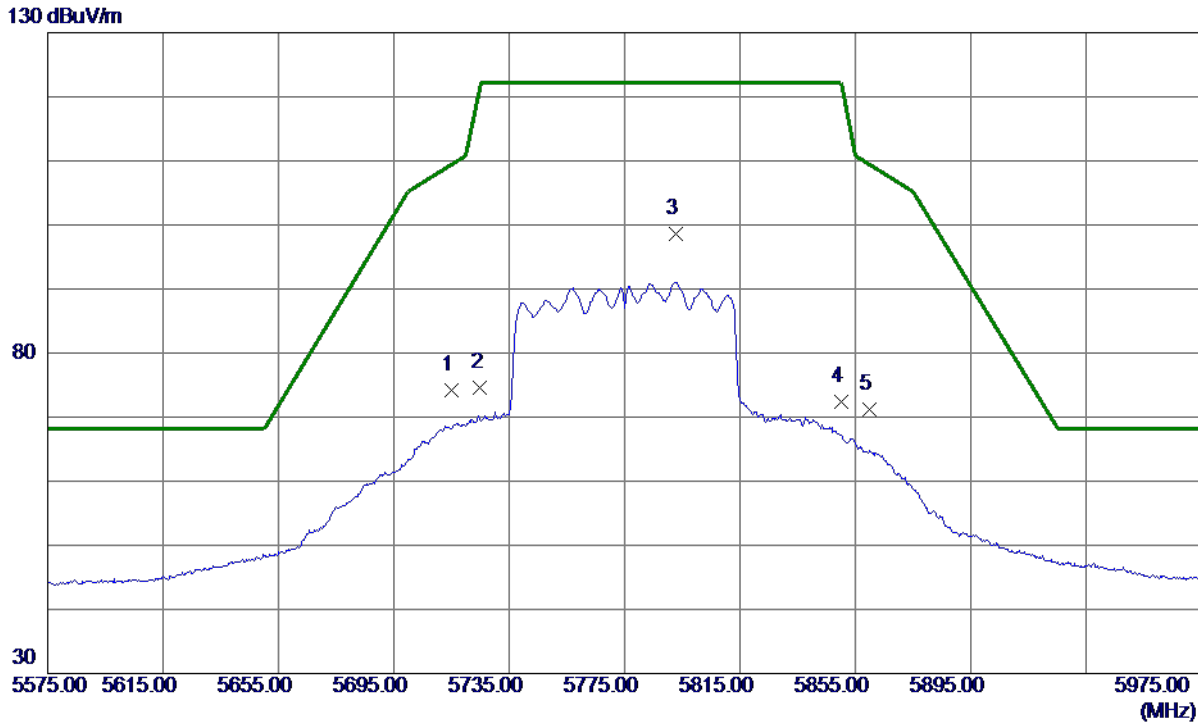
No.	Freq. MHz	Reading Level dBuV/m	Correct Factor dB	Measure ment dBuV/m	Limit dBuV/m	Margin dB	Detector	Comment
1	11541.5100	36.10	10.81	46.91	74.00	-27.09	Peak	
2 *	11550.4000	26.19	10.83	37.02	54.00	-16.98	AVG	

**REMARKS:**

- (1) Measurement Value = Reading Level + Correct Factor.
- (2) Margin Level = Measurement Value - Limit Value.

Orthogonal Axis	X
Test Mode	UNII-3_TX AC (VHT80) Mode 5775 MHz

### Horizontal



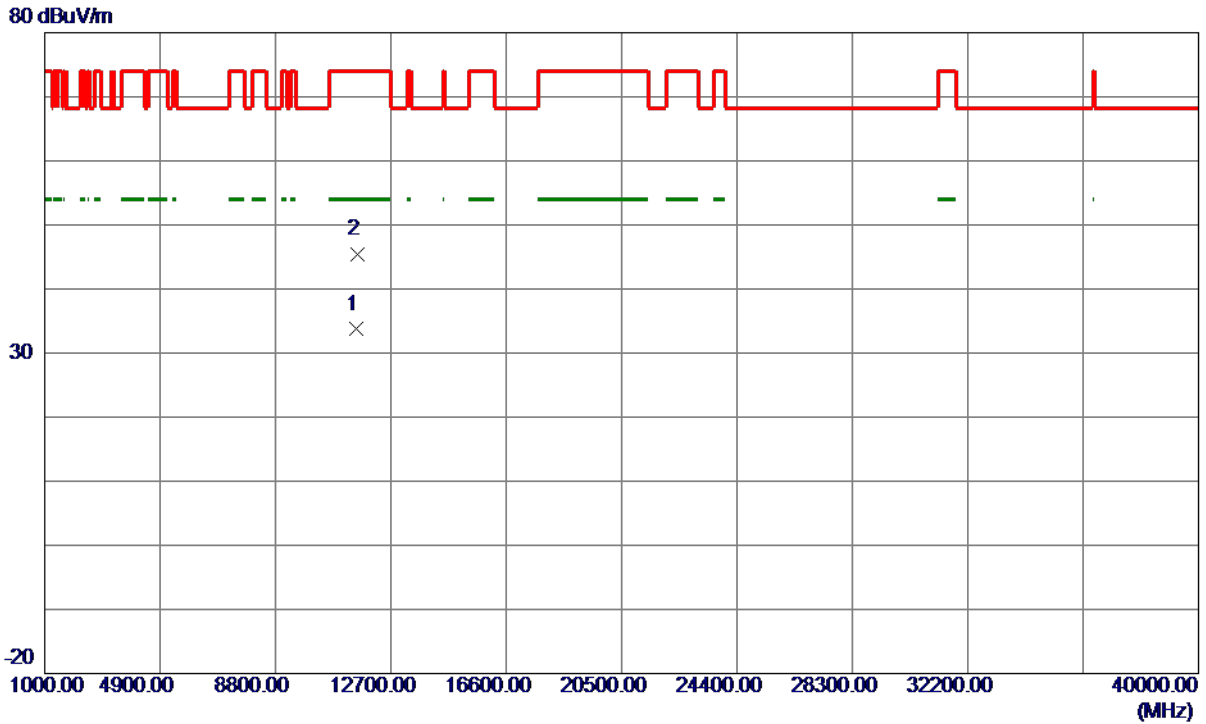
No.	Freq. MHz	Reading Level dBuV/m	Correct Factor dB	Measure ment dBuV/m	Limit dBuV/m	Margin dB	Detector	Comment
1	5715.0000	63.28	10.91	74.19	109.40	-35.21	Peak	
2	5725.0000	63.70	10.92	74.62	122.20	-47.58	Peak	
3 *	5792.6000	87.71	10.94	98.65	122.20	-23.55	Peak	No Limit
4	5850.0000	61.35	10.96	72.31	122.20	-49.89	Peak	
5	5860.0000	60.30	10.96	71.26	109.40	-38.14	Peak	

**REMARKS:**

- (1) Measurement Value = Reading Level + Correct Factor.
- (2) Margin Level = Measurement Value - Limit Value.

Orthogonal Axis	X
Test Mode	UNII-3_TX AC (VHT80) Mode 5775 MHz

**Horizontal**



No.	Freq. MHz	Reading Level dBuV/m	Correct Factor dB	Measure ment dBuV/m	Limit dBuV/m	Margin dB	Detector	Comment
1 *	11550.4100	22.87	10.83	33.70	54.00	-20.30	AVG	
2	11557.2400	34.47	10.84	45.31	74.00	-28.69	Peak	

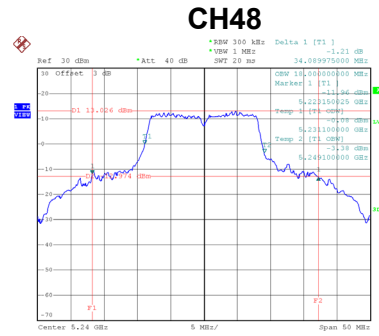
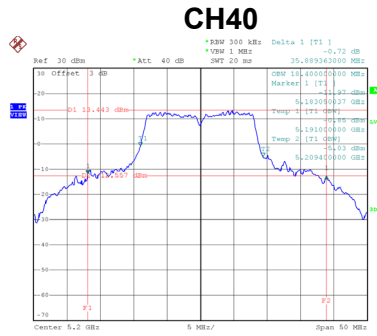
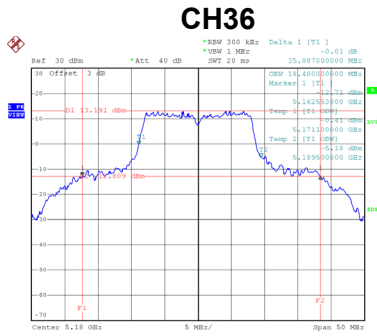
**REMARKS:**

- (1) Measurement Value = Reading Level + Correct Factor.
- (2) Margin Level = Measurement Value - Limit Value.

## APPENDIX E - BANDWIDTH

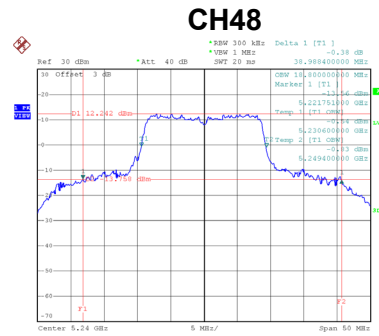
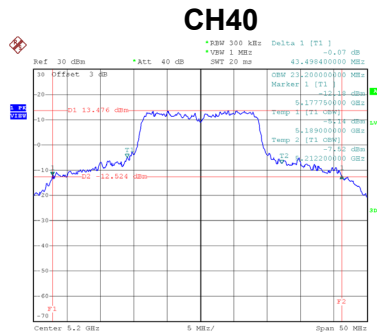
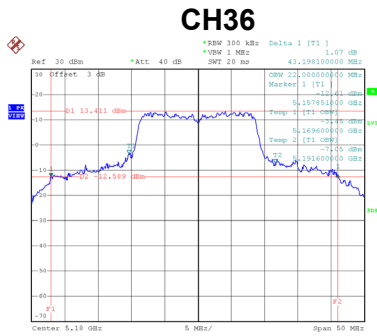
Test Mode	UNII-1_TX A Mode
-----------	------------------

Channel	Frequency (MHz)	26 dB Bandwidth (MHz)	99 % Emission Bandwidth (MHz)
36	5180	35.89	18.40
40	5200	35.89	18.40
48	5240	34.09	18.00



Test Mode	UNII-1_TX N (HT20) Mode
-----------	-------------------------

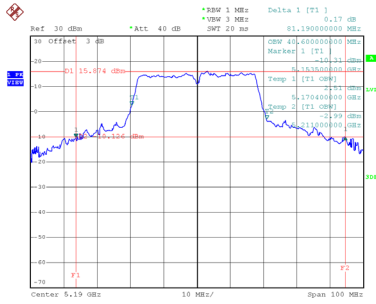
Channel	Frequency (MHz)	26 dB Bandwidth (MHz)	99 % Emission Bandwidth (MHz)
36	5180	43.20	22.00
40	5200	43.50	23.20
48	5240	38.99	18.80



Test Mode	UNII-1_TX N (HT40) Mode
-----------	-------------------------

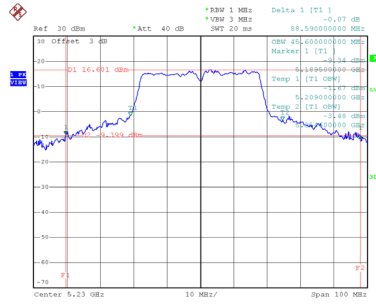
Channel	Frequency (MHz)	26 dB Bandwidth (MHz)	99 % Emission Bandwidth (MHz)
38	5190	81.19	40.60
46	5230	88.59	45.60

**CH38**



Date: 25\_MAR.2019 17:37:44

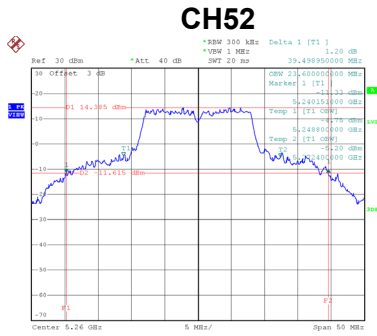
**CH46**



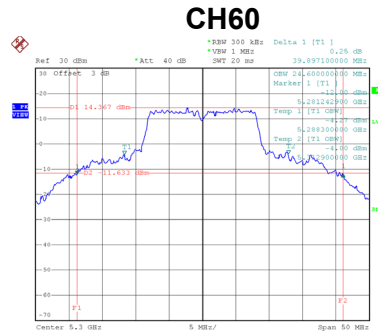
Date: 25\_MAR.2019 17:38:30

Test Mode	UNII-2A_TX A Mode
-----------	-------------------

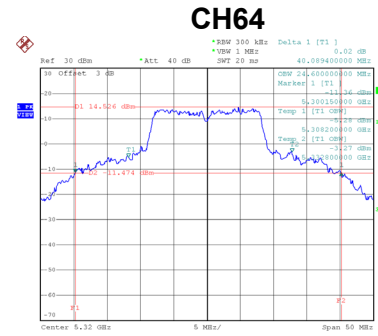
Channel	Frequency (MHz)	26 dB Bandwidth (MHz)	99 % Emission Bandwidth (MHz)
52	5260	39.50	23.60
60	5300	39.90	24.60
64	5320	40.09	24.60



Date: 25\_MAR.2019 16:51:22



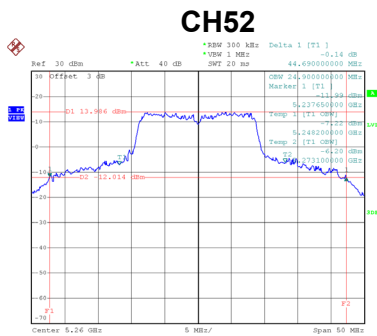
Date: 25\_MAR.2019 16:55:08



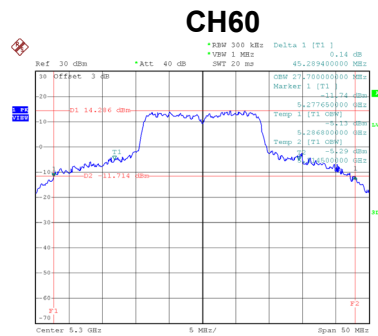
Date: 25\_MAR.2019 16:57:43

Test Mode	UNII-2A_TX N (HT20) Mode
-----------	--------------------------

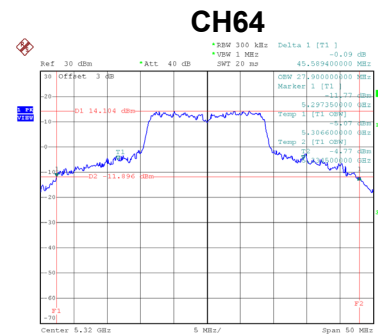
Channel	Frequency (MHz)	26 dB Bandwidth (MHz)	99 % Emission Bandwidth (MHz)
52	5260	44.69	24.90
60	5300	45.29	27.70
64	5320	45.59	27.90



Date: 25\_MAR.2019 17:09:24



Date: 25\_MAR.2019 17:11:33



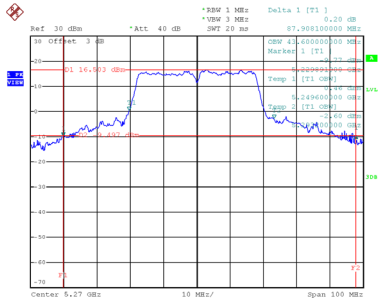
Date: 25\_MAR.2019 17:12:23



Test Mode	UNII-2A_TX N (HT40) Mode
-----------	--------------------------

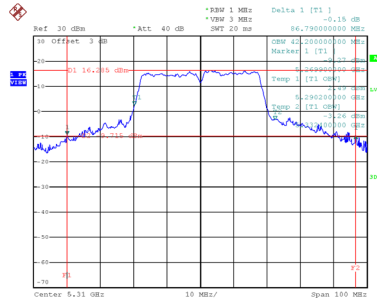
Channel	Frequency (MHz)	26 dB Bandwidth (MHz)	99 % Emission Bandwidth (MHz)
54	5270	87.91	43.60
62	5310	86.79	42.20

**CH54**



Date: 3.APR.2019 18:21:29

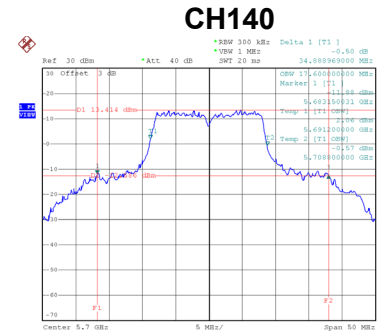
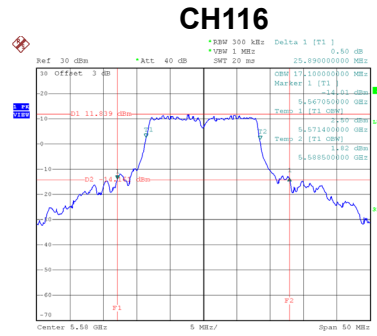
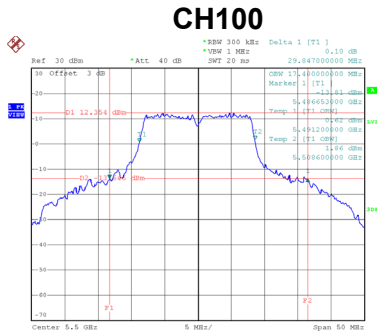
**CH62**



Date: 3.APR.2019 18:22:49

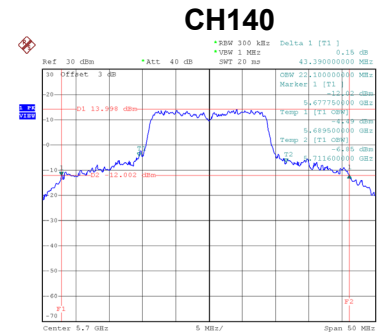
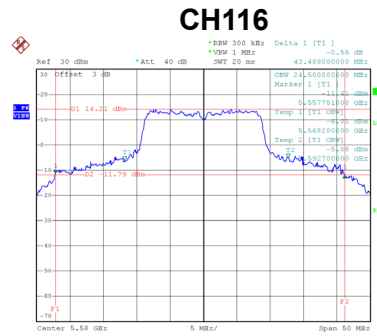
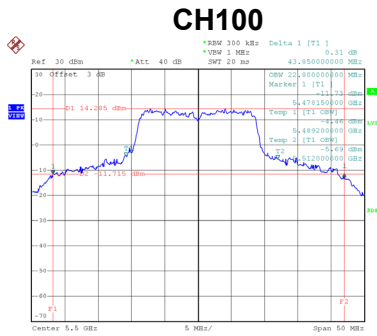
<b>Test Mode</b>	<b>UNII-2C_TX A Mode</b>
------------------	--------------------------

Channel	Frequency (MHz)	26 dB Bandwidth (MHz)	99 % Emission Bandwidth (MHz)
100	5500	29.85	17.40
116	5580	25.89	17.10
140	5700	34.89	17.60



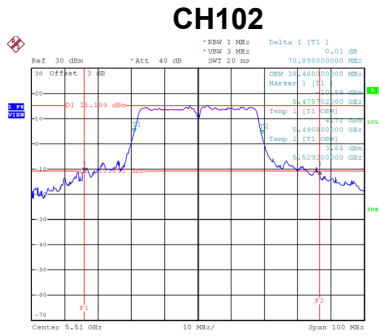
<b>Test Mode</b>	<b>UNII-2C_TX N (HT20) Mode</b>
------------------	---------------------------------

Channel	Frequency (MHz)	26 dB Bandwidth (MHz)	99 % Emission Bandwidth (MHz)
100	5500	43.85	22.80
116	5580	43.49	24.50
140	5700	43.39	22.10

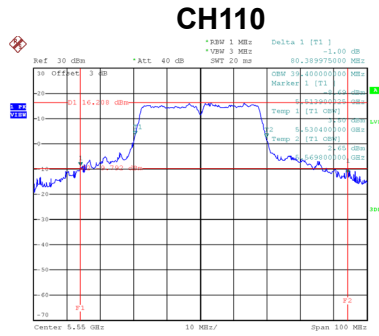


Test Mode	UNII-2C_TX N (HT40) Mode
-----------	--------------------------

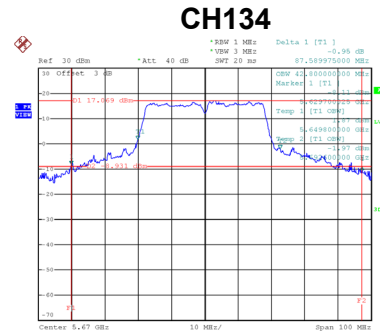
Channel	Frequency (MHz)	26 dB Bandwidth (MHz)	99 % Emission Bandwidth (MHz)
102	5510	70.90	38.40
110	5550	80.39	39.40
134	5670	87.59	42.80



Date: 3.APR.2019 18:35:22



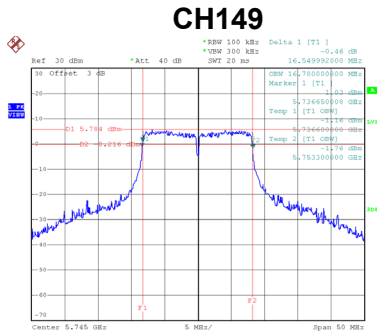
Date: 3.APR.2019 18:36:36



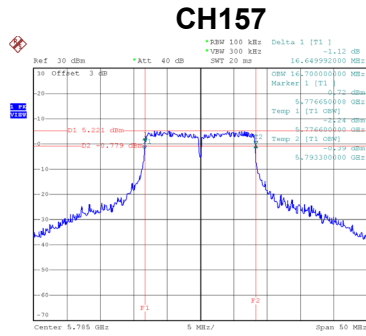
Date: 3.APR.2019 18:37:40

**Test Mode** | UNII-3\_TX A Mode

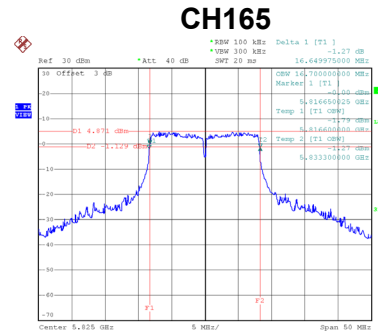
Channel	Frequency (MHz)	6 dB Bandwidth (MHz)	99 % Emission Bandwidth (MHz)	6 dB Bandwidth Min. Limit (kHz)	Result
149	5745	16.55	16.70	500	Complies
157	5785	16.65	16.70	500	Complies
165	5825	16.65	16.70	500	Complies



Date: 25\_MAR.2019 17:01:28



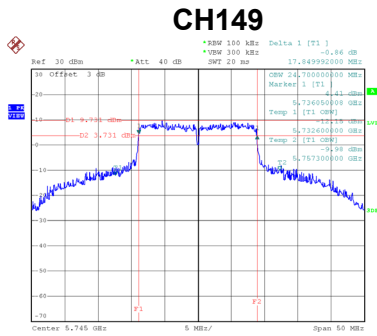
Date: 25\_MAR.2019 17:02:23



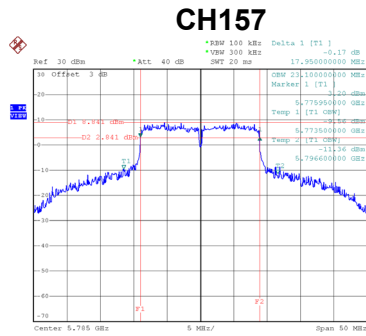
Date: 25\_MAR.2019 17:03:28

**Test Mode** | UNII-3\_TX N (HT20) Mode

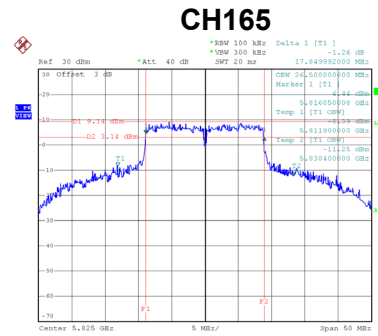
Channel	Frequency (MHz)	6 dB Bandwidth (MHz)	99 % Emission Bandwidth (MHz)	6 dB Bandwidth Min. Limit (kHz)	Result
149	5745	17.85	24.70	500	Complies
157	5785	17.95	23.10	500	Complies
165	5825	17.85	26.50	500	Complies



Date: 25\_MAR.2019 17:19:18



Date: 25\_MAR.2019 17:20:30

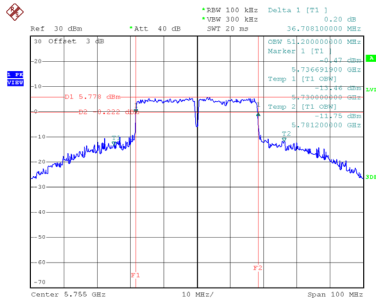


Date: 25\_MAR.2019 17:22:00

Test Mode UNII-3\_TX N (HT40) Mode

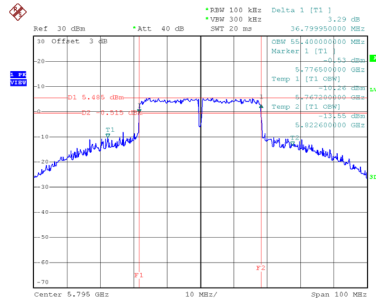
Channel	Frequency (MHz)	6 dB Bandwidth (MHz)	99 % Emission Bandwidth (MHz)	6 dB Bandwidth Min. Limit (kHz)	Result
151	5755	36.71	51.20	500	Complies
159	5795	36.80	55.40	500	Complies

CH151



Date: 25\_MAR.2019 17:43:47

CH159



Date: 25\_MAR.2019 17:45:13