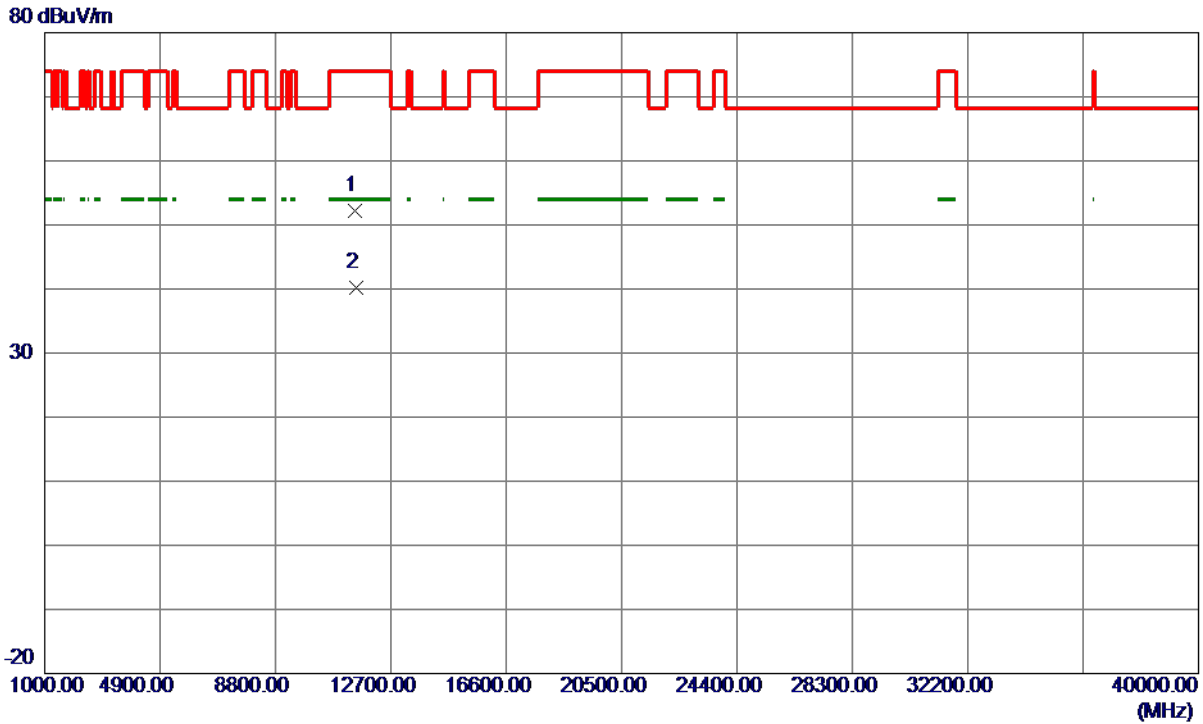


Orthogonal Axis	X
Test Mode	UNII-3_TX N (HT40) Mode 5755 MHz

**Horizontal**



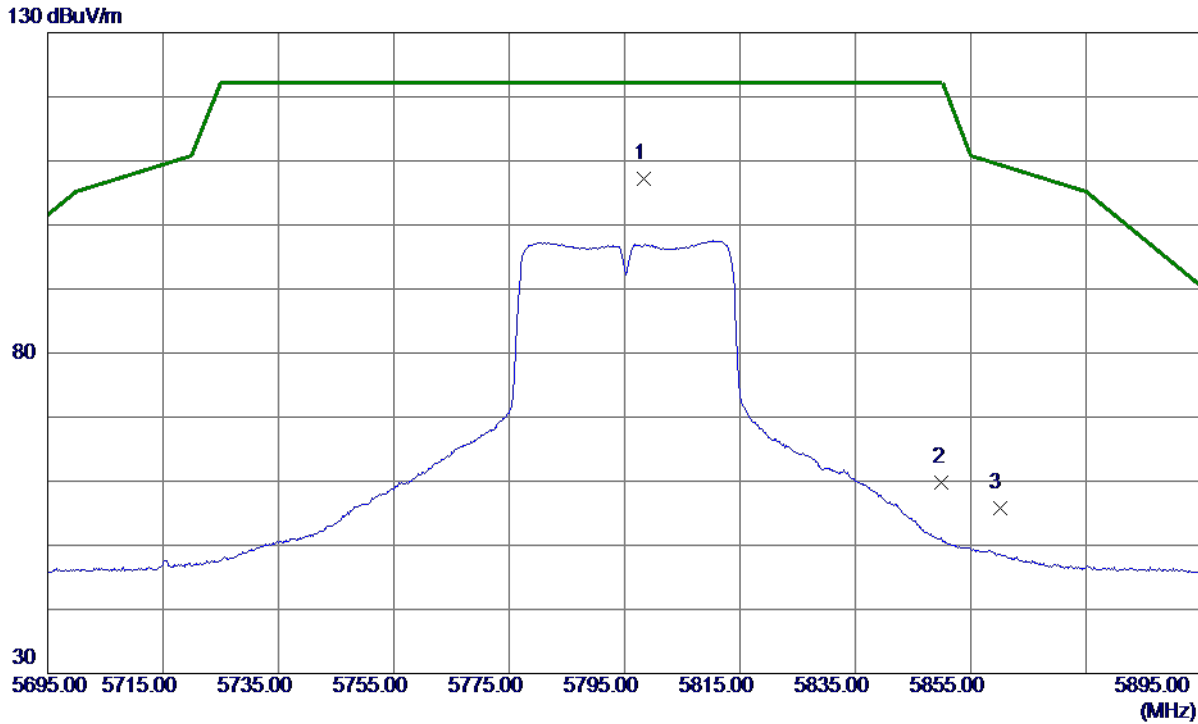
No.	Freq. MHz	Reading Level dBuV/m	Correct Factor dB	Measure ment dBuV/m	Limit dBuV/m	Margin dB	Detector	Comment
1	11506.1150	40.61	11.58	52.19	74.00	-21.81	Peak	
2 *	11510.6150	28.62	11.59	40.21	54.00	-13.79	AVG	

**REMARKS:**

- (1) Measurement Value = Reading Level + Correct Factor.
- (2) Margin Level = Measurement Value - Limit Value.

Orthogonal Axis	X
Test Mode	UNII-3_TX N (HT40) Mode 5795 MHz

**Vertical**



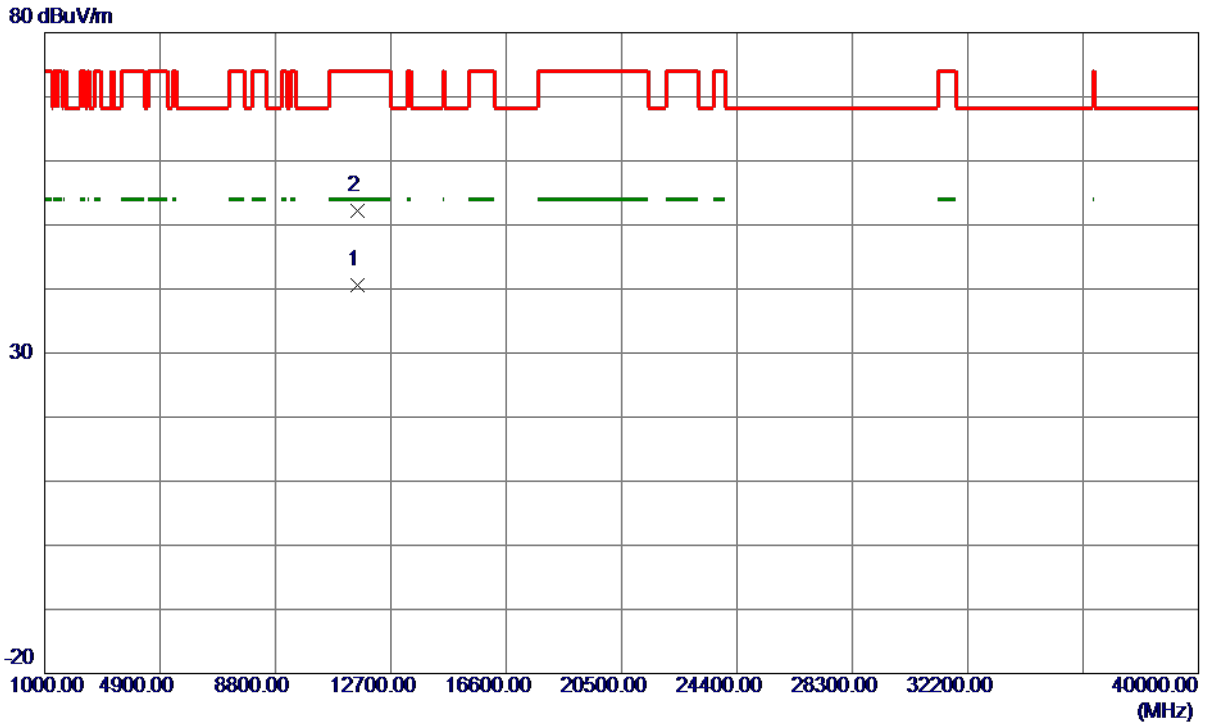
No.	Freq. MHz	Reading Level dBuV/m	Correct Factor dB	Measure ment dBuV/m	Limit dBuV/m	Margin dB	Detector	Comment
1 *	5798.3000	91.64	15.58	107.22	122.20	-14.98	Peak	No Limit
2	5850.0000	44.19	15.66	59.85	122.20	-62.35	Peak	
3	5860.0000	40.20	15.67	55.87	109.40	-53.53	Peak	

**REMARKS:**

- (1) Measurement Value = Reading Level + Correct Factor.
- (2) Margin Level = Measurement Value - Limit Value.

Orthogonal Axis	X
Test Mode	UNII-3_TX N (HT40) Mode 5795 MHz

Vertical



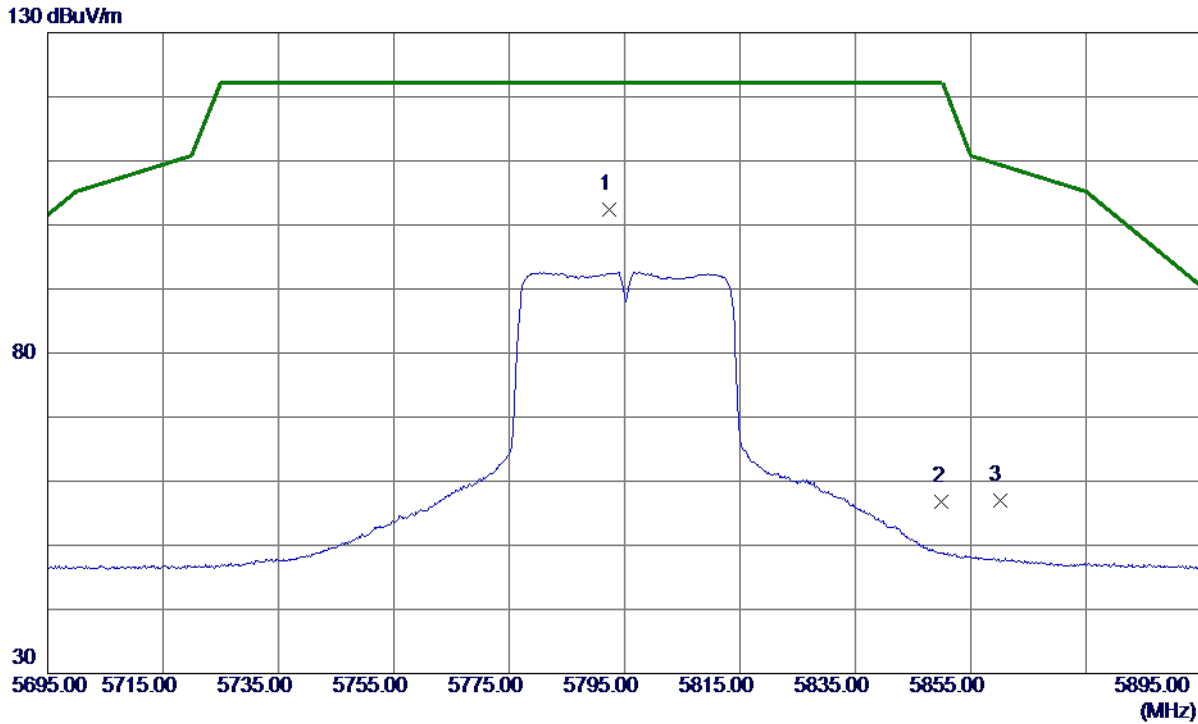
No.	Freq. MHz	Reading Level dBuV/m	Correct Factor dB	Measure ment dBuV/m	Limit dBuV/m	Margin dB	Detector	Comment
1 *	11586.4000	28.92	11.63	40.55	54.00	-13.45	AVG	
2	11588.8700	40.52	11.63	52.15	74.00	-21.85	Peak	

REMARKS:

- (1) Measurement Value = Reading Level + Correct Factor.
- (2) Margin Level = Measurement Value - Limit Value.

Orthogonal Axis	X
Test Mode	UNII-3_TX N (HT40) Mode 5795 MHz

### Horizontal



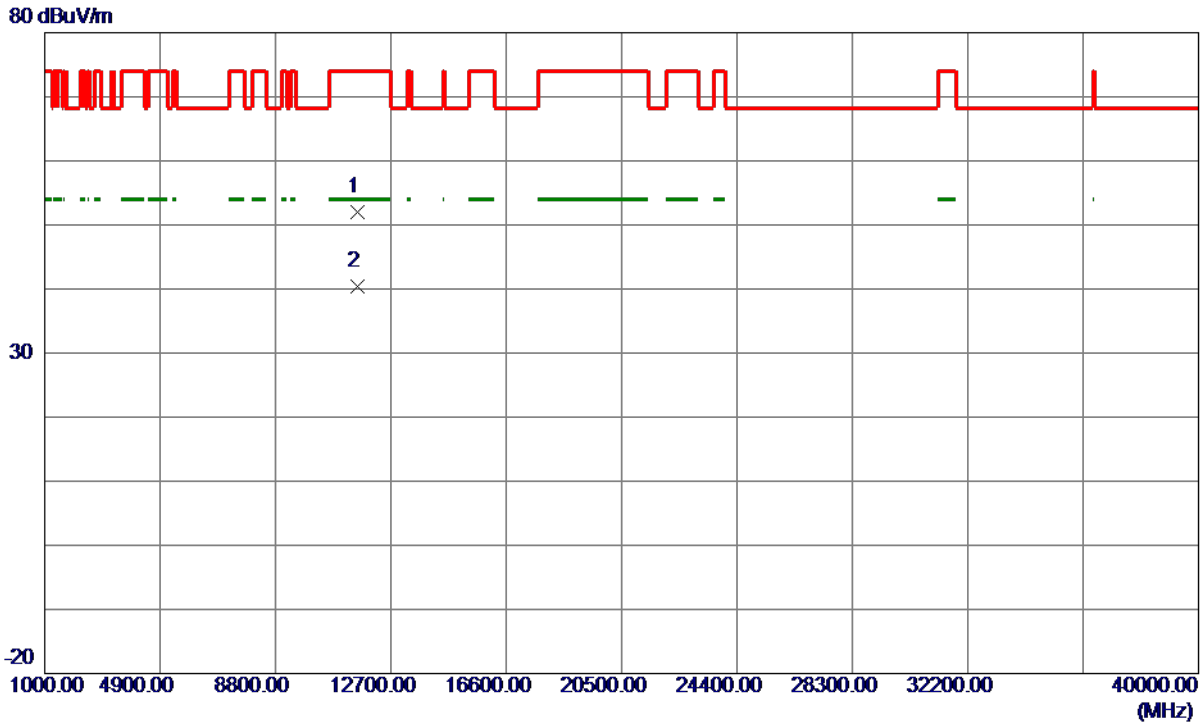
No.	Freq. MHz	Reading Level dBuV/m	Correct Factor dB	Measure ment dBuV/m	Limit dBuV/m	Margin dB	Detector	Comment
1 *	5792.3000	85.76	16.70	102.46	122.20	-19.74	Peak	No Limit
2	5850.0000	40.06	16.76	56.82	122.20	-65.38	Peak	
3	5860.0000	40.30	16.77	57.07	109.40	-52.33	Peak	

**REMARKS:**

- (1) Measurement Value = Reading Level + Correct Factor.
- (2) Margin Level = Measurement Value - Limit Value.

Orthogonal Axis	X
Test Mode	UNII-3_TX N (HT40) Mode 5795 MHz

**Horizontal**



No.	Freq. MHz	Reading Level dBuV/m	Correct Factor dB	Measure ment dBuV/m	Limit dBuV/m	Margin dB	Detector	Comment
1	11585.1300	40.39	11.63	52.02	74.00	-21.98	Peak	
2 *	11591.0100	28.72	11.63	40.35	54.00	-13.65	AVG	

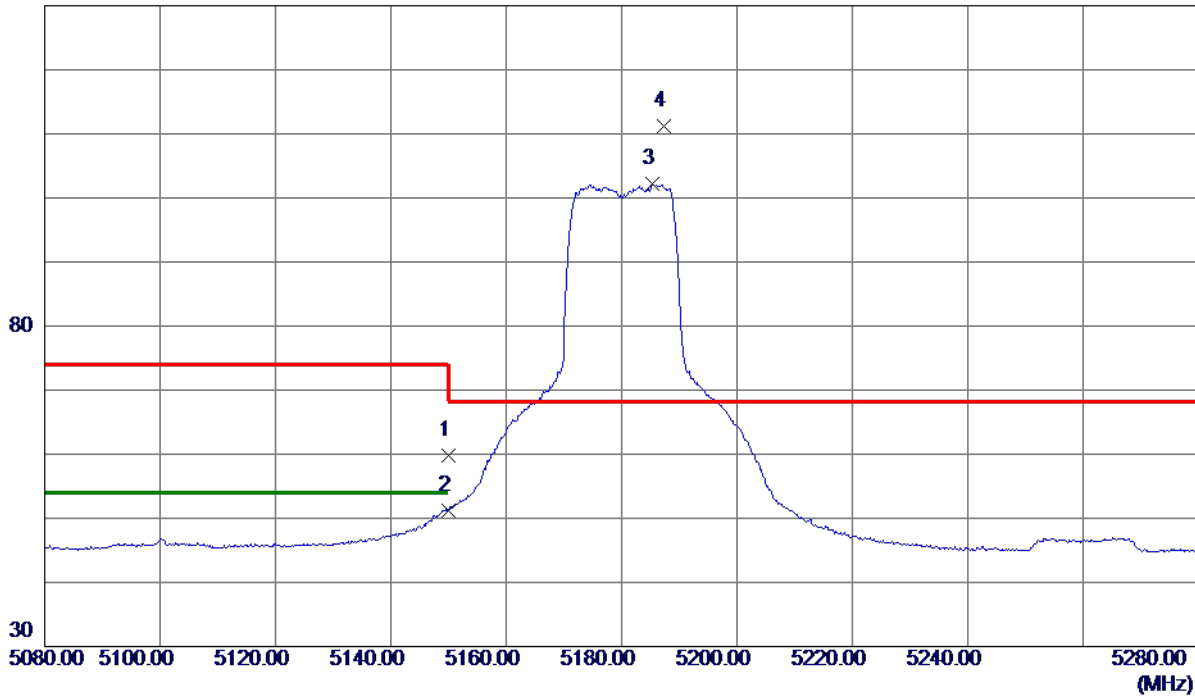
**REMARKS:**

- (1) Measurement Value = Reading Level + Correct Factor.
- (2) Margin Level = Measurement Value - Limit Value.

Orthogonal Axis	X
Test Mode	UNII-1_TX AC (VHT20) Mode 5180 MHz

**Vertical**

130 dBuV/m



No.	Freq. MHz	Reading Level dBuV/m	Correct Factor dB	Measure ment dBuV/m	Limit dBuV/m	Margin dB	Detector	Comment
1	5150.0000	45.04	14.70	59.74	74.00	-14.26	Peak	
2	5150.0000	36.57	14.70	51.27	54.00	-2.73	AVG	
3	5185.4000	87.48	14.75	102.23	999.00	-896.77	AVG	No Limit
4 *	5187.4000	96.40	14.75	111.15	68.30	42.85	Peak	No Limit

**REMARKS:**

- (1) Measurement Value = Reading Level + Correct Factor.
- (2) Margin Level = Measurement Value - Limit Value.

Orthogonal Axis	X
Test Mode	UNII-1_TX AC (VHT20) Mode 5180 MHz

**Vertical**



No.	Freq. MHz	Reading Level dBuV/m	Correct Factor dB	Measure ment dBuV/m	Limit dBuV/m	Margin dB	Detector	Comment
1 *	10360.3000	43.62	10.63	54.25	68.30	-14.05	Peak	

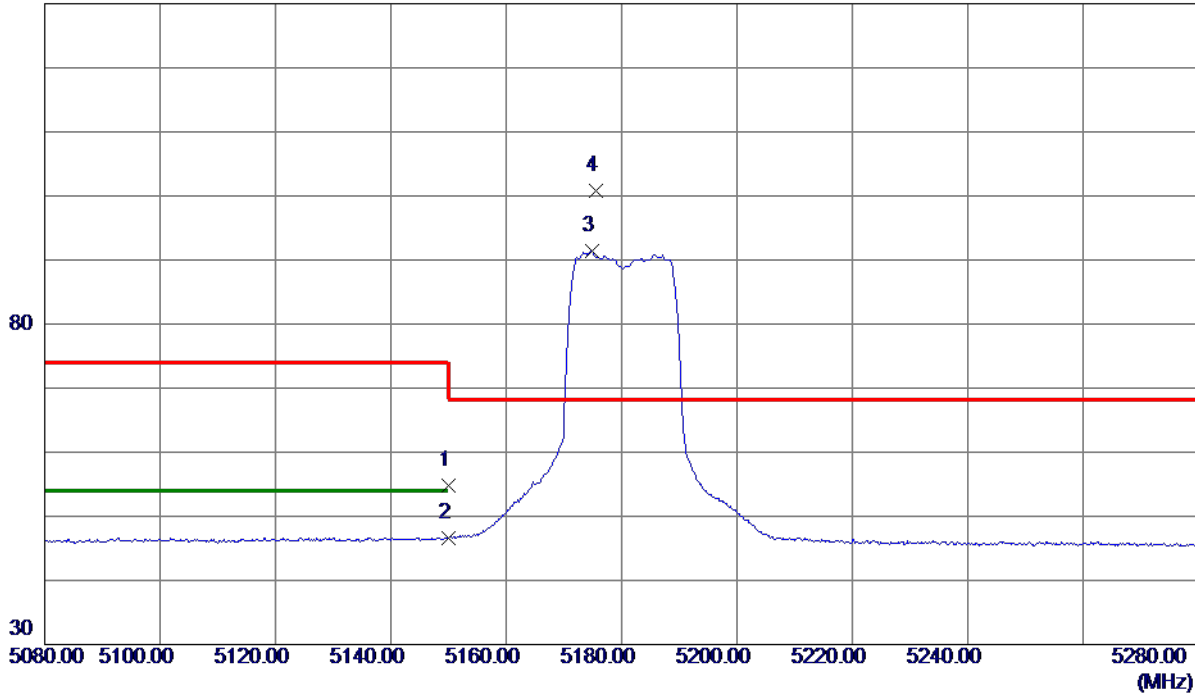
**REMARKS:**

- (1) Measurement Value = Reading Level + Correct Factor.
- (2) Margin Level = Measurement Value - Limit Value.

Orthogonal Axis	X
Test Mode	UNII-1_TX AC (VHT20) Mode 5180 MHz

### Horizontal

130 dBuV/m



No.	Freq. MHz	Reading Level dBuV/m	Correct Factor dB	Measure ment dBuV/m	Limit dBuV/m	Margin dB	Detector	Comment
1	5150.0000	39.05	15.74	54.79	74.00	-19.21	Peak	
2	5150.0000	30.87	15.74	46.61	54.00	-7.39	AVG	
3	5174.8000	75.60	15.79	91.39	999.00	-907.61	AVG	No Limit
4 *	5175.5000	85.07	15.79	100.86	68.30	32.56	Peak	No Limit

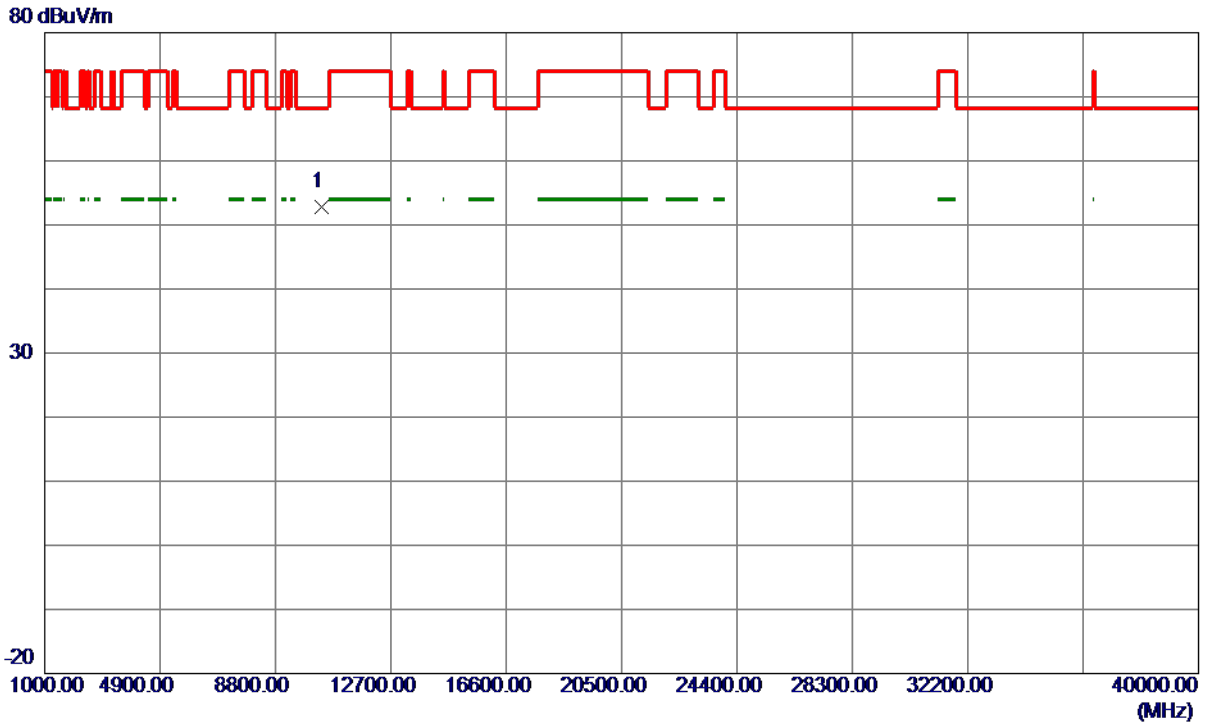
**REMARKS:**

- (1) Measurement Value = Reading Level + Correct Factor.
- (2) Margin Level = Measurement Value - Limit Value.



Orthogonal Axis	X
Test Mode	UNII-1_TX AC (VHT20) Mode 5180 MHz

**Horizontal**



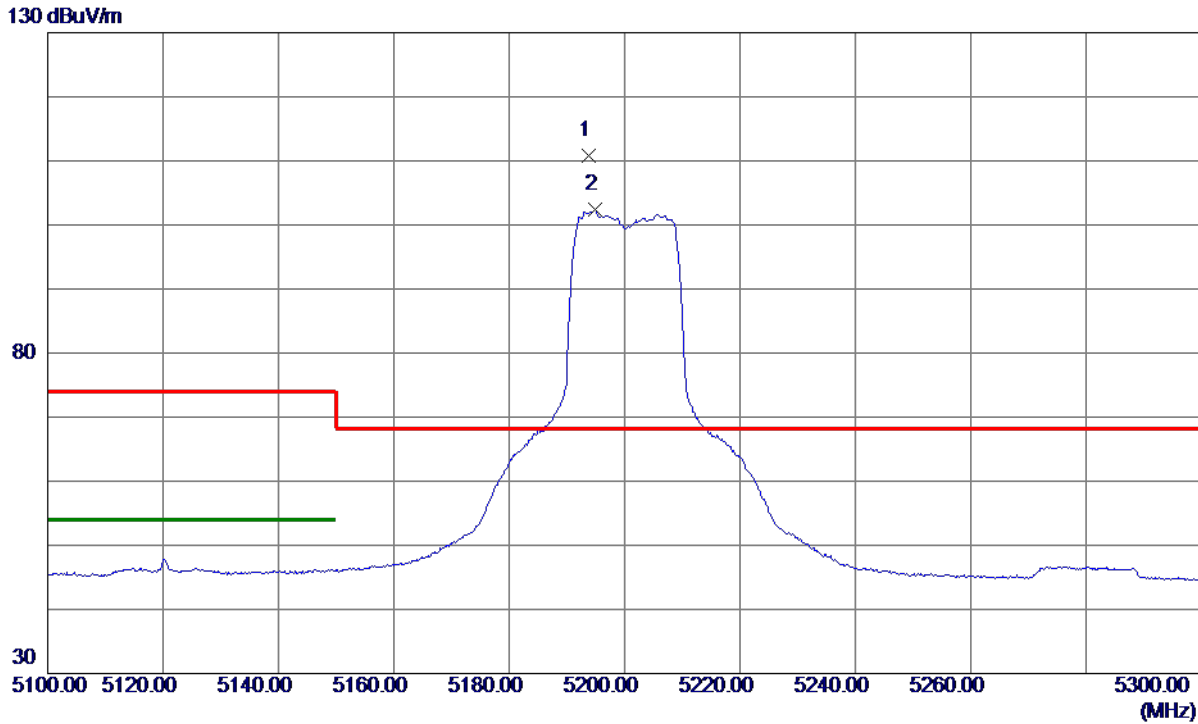
No.	Freq. MHz	Reading Level dBuV/m	Correct Factor dB	Measure ment dBuV/m	Limit dBuV/m	Margin dB	Detector	Comment
1 *	10358.2400	42.10	10.62	52.72	68.30	-15.58	Peak	

**REMARKS:**

- (1) Measurement Value = Reading Level + Correct Factor.
- (2) Margin Level = Measurement Value - Limit Value.

Orthogonal Axis	X
Test Mode	UNII-1_TX AC (VHT20) Mode 5200 MHz

**Vertical**



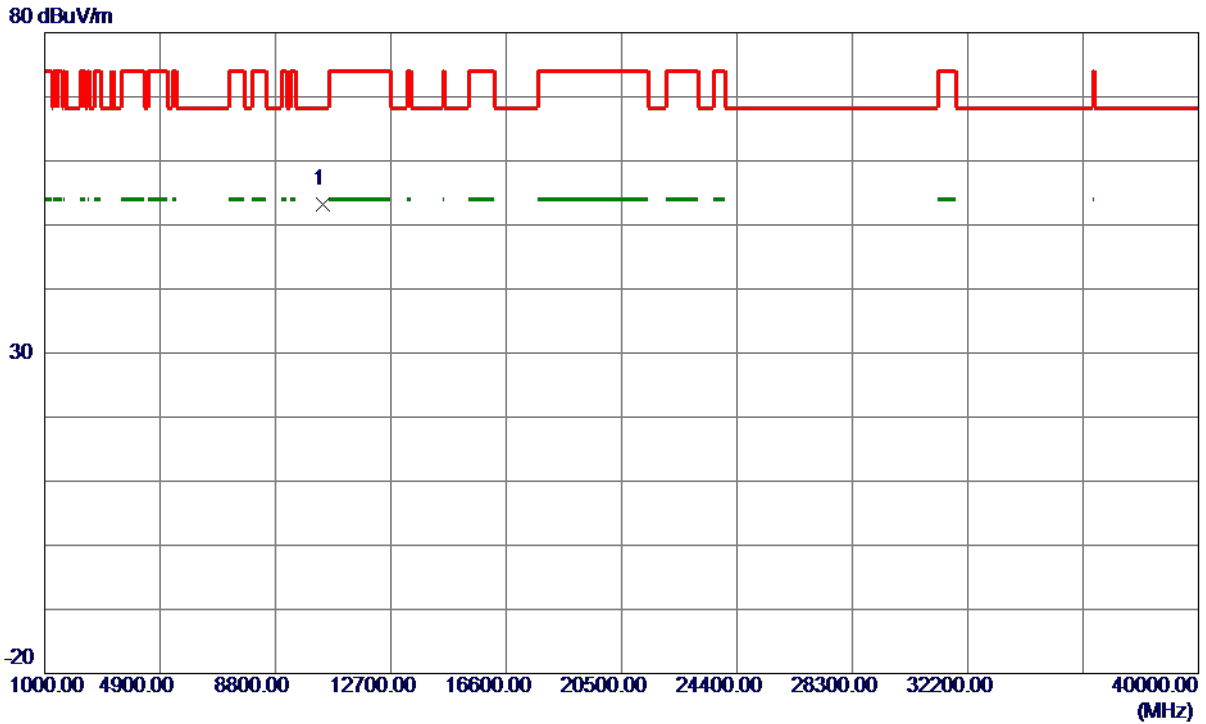
No.	Freq. MHz	Reading Level dBuV/m	Correct Factor dB	Measure ment dBuV/m	Limit dBuV/m	Margin dB	Detector	Comment
1 *	5193.8000	96.04	14.76	110.80	68.30	42.50	Peak	No Limit
2	5194.8000	87.57	14.76	102.33	999.00	-896.67	AVG	No Limit

**REMARKS:**

- (1) Measurement Value = Reading Level + Correct Factor.
- (2) Margin Level = Measurement Value - Limit Value.

Orthogonal Axis	X
Test Mode	UNII-1_TX AC (VHT20) Mode 5200 MHz

Vertical



No.	Freq. MHz	Reading Level dBuV/m	Correct Factor dB	Measure ment dBuV/m	Limit dBuV/m	Margin dB	Detector	Comment
1 *	10397.7500	42.50	10.69	53.19	68.30	-15.11	Peak	

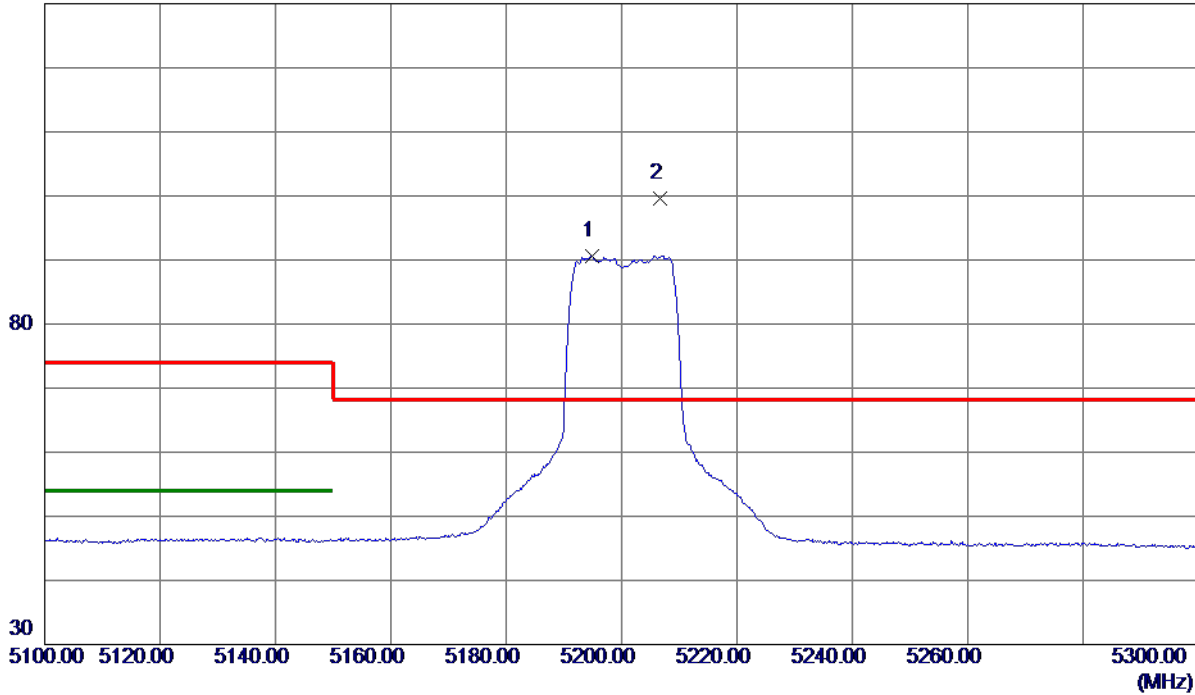
REMARKS:

- (1) Measurement Value = Reading Level + Correct Factor.
- (2) Margin Level = Measurement Value - Limit Value.

Orthogonal Axis	X
Test Mode	UNII-1_TX AC (VHT20) Mode 5200 MHz

**Horizontal**

130 dBuV/m



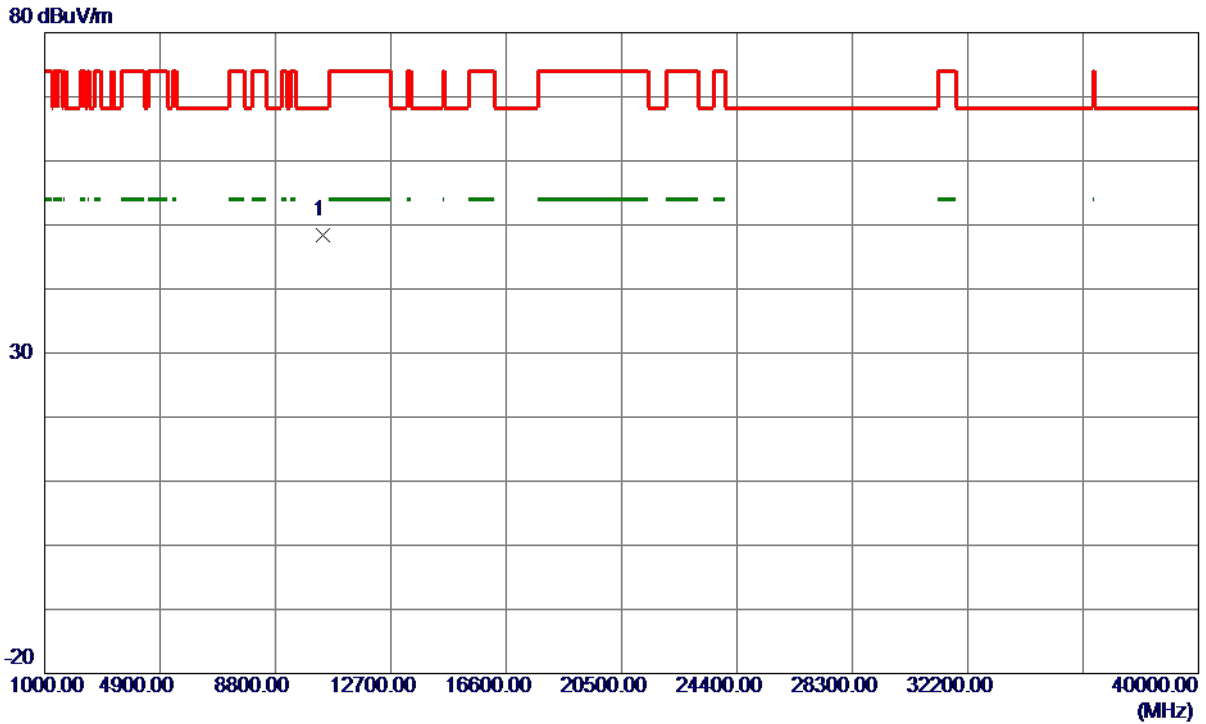
No.	Freq. MHz	Reading Level dBuV/m	Correct Factor dB	Measure ment dBuV/m	Limit dBuV/m	Margin dB	Detector	Comment
1	5194.8000	74.78	15.83	90.61	999.00	-908.39	AVG	No Limit
2 *	5206.6000	83.81	15.85	99.66	68.30	31.36	Peak	No Limit

**REMARKS:**

- (1) Measurement Value = Reading Level + Correct Factor.
- (2) Margin Level = Measurement Value - Limit Value.

Orthogonal Axis	X
Test Mode	UNII-1_TX AC (VHT20) Mode 5200 MHz

### Horizontal



No.	Freq. MHz	Reading Level dBuV/m	Correct Factor dB	Measure ment dBuV/m	Limit dBuV/m	Margin dB	Detector	Comment
1 *	10403.1849	37.75	10.70	48.45	68.30	-19.85	Peak	

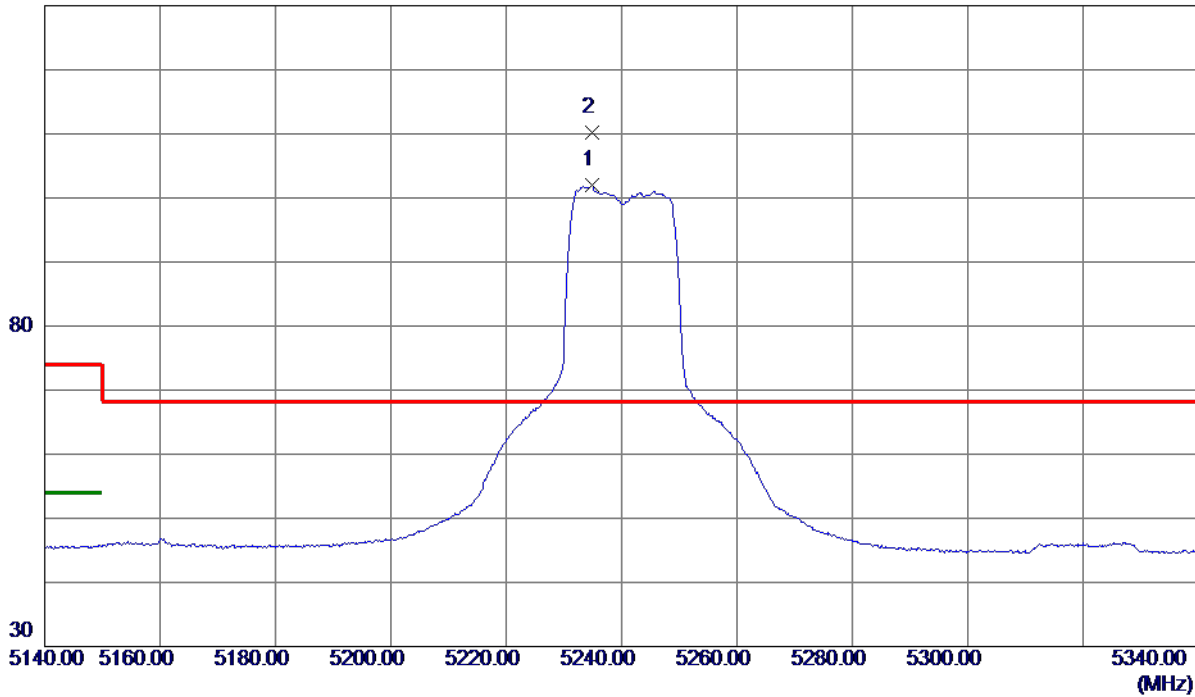
**REMARKS:**

- (1) Measurement Value = Reading Level + Correct Factor.
- (2) Margin Level = Measurement Value - Limit Value.

Orthogonal Axis	X
Test Mode	UNII-1_TX AC (VHT20) Mode 5240 MHz

Vertical

130 dBuV/m



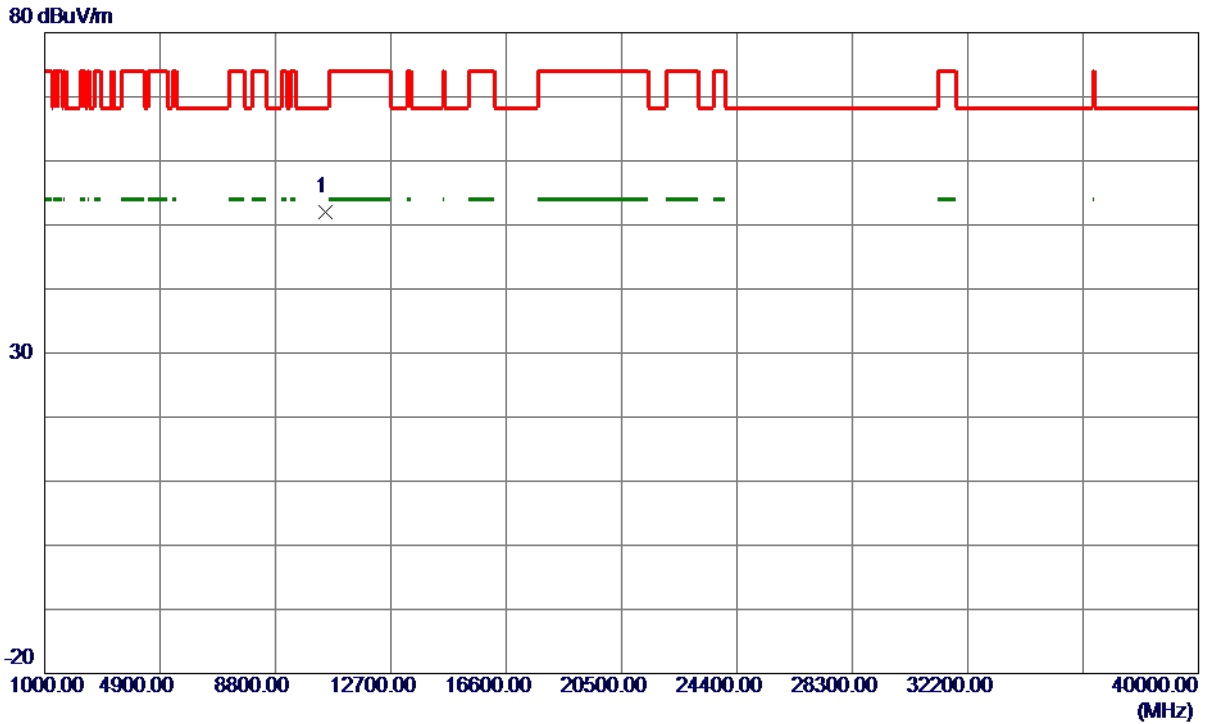
No.	Freq. MHz	Reading Level dBuV/m	Correct Factor dB	Measure ment dBuV/m	Limit dBuV/m	Margin dB	Detector	Comment
1	5234.8000	87.12	14.82	101.94	999.00	-897.06	AVG	No Limit
2 *	5234.9000	95.34	14.82	110.16	68.30	41.86	Peak	No Limit

REMARKS:

- (1) Measurement Value = Reading Level + Correct Factor.
- (2) Margin Level = Measurement Value - Limit Value.

Orthogonal Axis	X
Test Mode	UNII-1_TX AC (VHT20) Mode 5240 MHz

**Vertical**



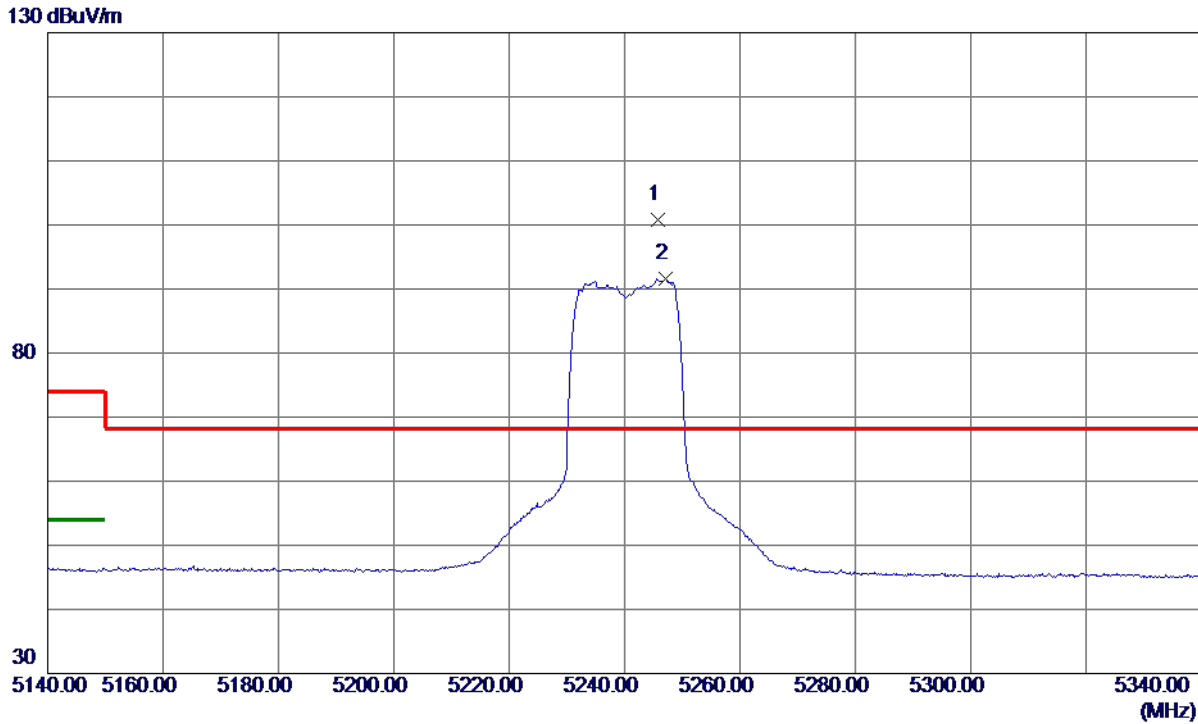
No.	Freq. MHz	Reading Level dBuV/m	Correct Factor dB	Measure ment dBuV/m	Limit dBuV/m	Margin dB	Detector	Comment
1 *	10480.4550	41.25	10.83	52.08	68.30	-16.22	Peak	

**REMARKS:**

- (1) Measurement Value = Reading Level + Correct Factor.
- (2) Margin Level = Measurement Value - Limit Value.

Orthogonal Axis	X
Test Mode	UNII-1_TX AC (VHT20) Mode 5240 MHz

**Horizontal**



No.	Freq. MHz	Reading Level dBuV/m	Correct Factor dB	Measure ment dBuV/m	Limit dBuV/m	Margin dB	Detector	Comment
1 *	5245.8000	84.89	15.93	100.82	68.30	32.52	Peak	No Limit
2	5247.2000	75.68	15.93	91.61	999.00	-907.39	AVG	No Limit

**REMARKS:**

- (1) Measurement Value = Reading Level + Correct Factor.
- (2) Margin Level = Measurement Value - Limit Value.



Orthogonal Axis	X
Test Mode	UNII-1_TX AC (VHT20) Mode 5240 MHz

**Horizontal**



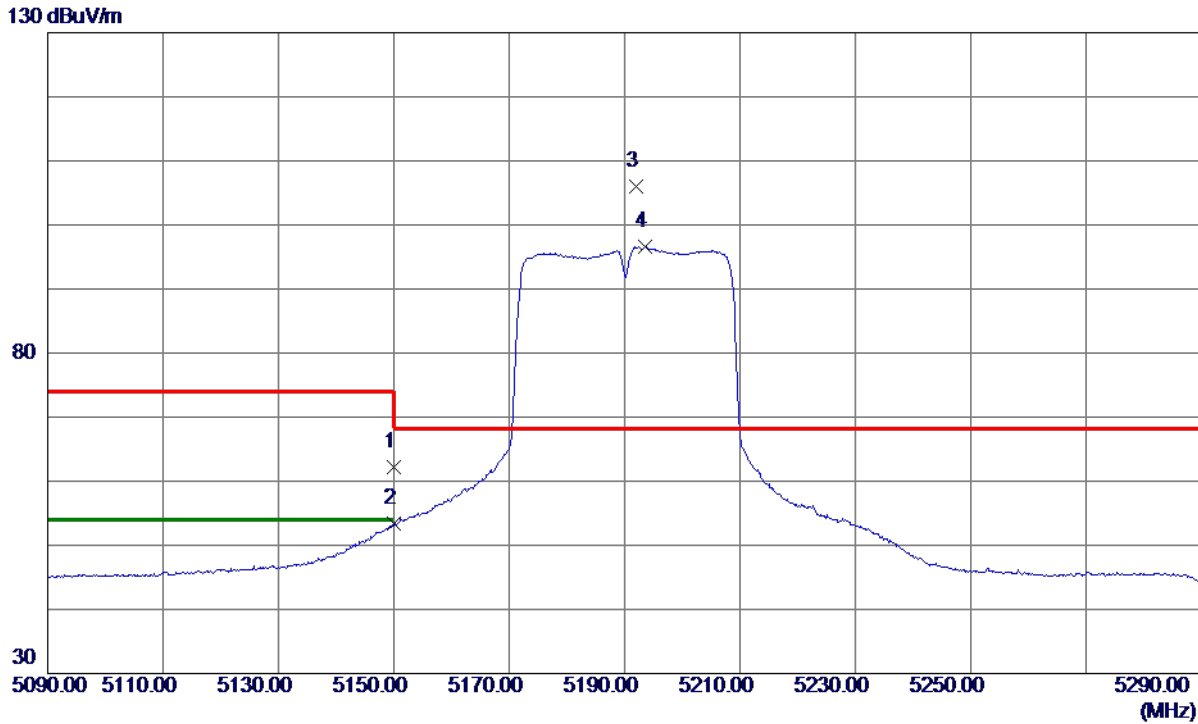
No.	Freq. MHz	Reading Level dBuV/m	Correct Factor dB	Measure ment dBuV/m	Limit dBuV/m	Margin dB	Detector	Comment
1 *	10482.6150	38.30	10.83	49.13	68.30	-19.17	Peak	

**REMARKS:**

- (1) Measurement Value = Reading Level + Correct Factor.
- (2) Margin Level = Measurement Value - Limit Value.

Orthogonal Axis	X
Test Mode	UNII-1_TX AC (VHT40) Mode 5190 MHz

**Vertical**



No.	Freq. MHz	Reading Level dBuV/m	Correct Factor dB	Measure ment dBuV/m	Limit dBuV/m	Margin dB	Detector	Comment
1	5150.0000	47.55	14.70	62.25	74.00	-11.75	Peak	
2	5150.0000	38.64	14.70	53.34	54.00	-0.66	AVG	
3 *	5192.0000	91.15	14.76	105.91	68.30	37.61	Peak	No Limit
4	5193.5000	81.84	14.76	96.60	999.00	-902.40	AVG	No Limit

**REMARKS:**

- (1) Measurement Value = Reading Level + Correct Factor.
- (2) Margin Level = Measurement Value - Limit Value.

Orthogonal Axis	X
Test Mode	UNII-1_TX AC (VHT40) Mode 5190 MHz

**Vertical**



No.	Freq. MHz	Reading Level dBuV/m	Correct Factor dB	Measure ment dBuV/m	Limit dBuV/m	Margin dB	Detector	Comment
1 *	10381.3700	41.39	10.66	52.05	68.30	-16.25	Peak	

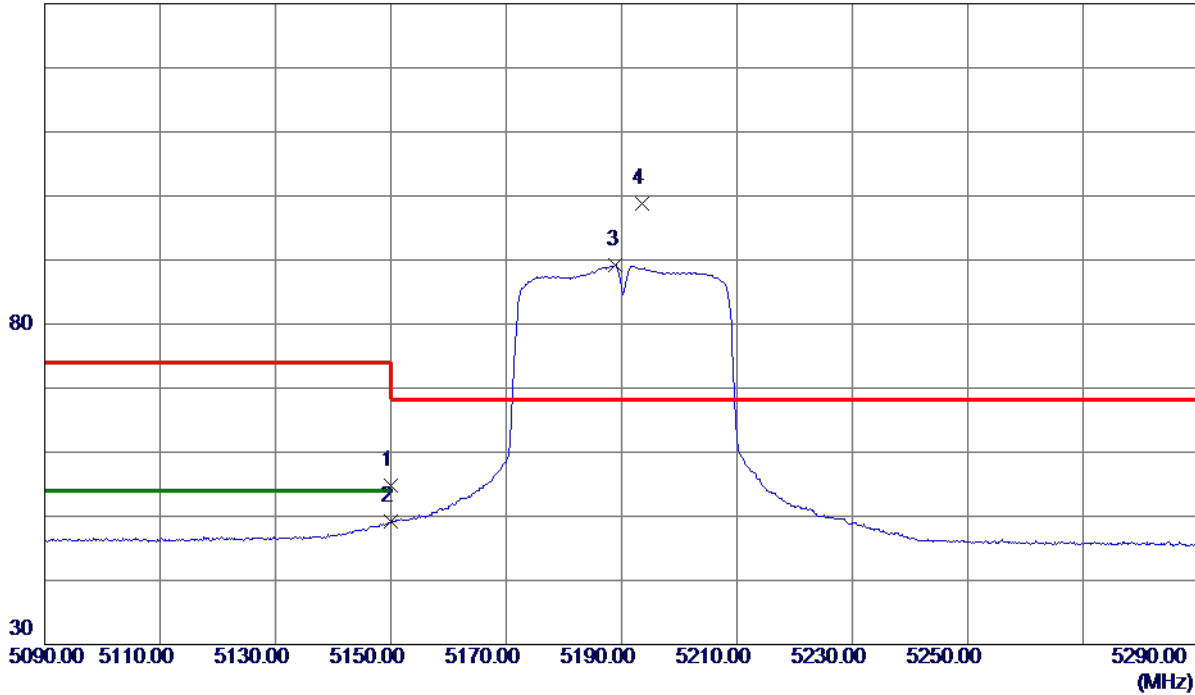
**REMARKS:**

- (1) Measurement Value = Reading Level + Correct Factor.
- (2) Margin Level = Measurement Value - Limit Value.

Orthogonal Axis	X
Test Mode	UNII-1_TX AC (VHT40) Mode 5190 MHz

### Horizontal

130 dBuV/m



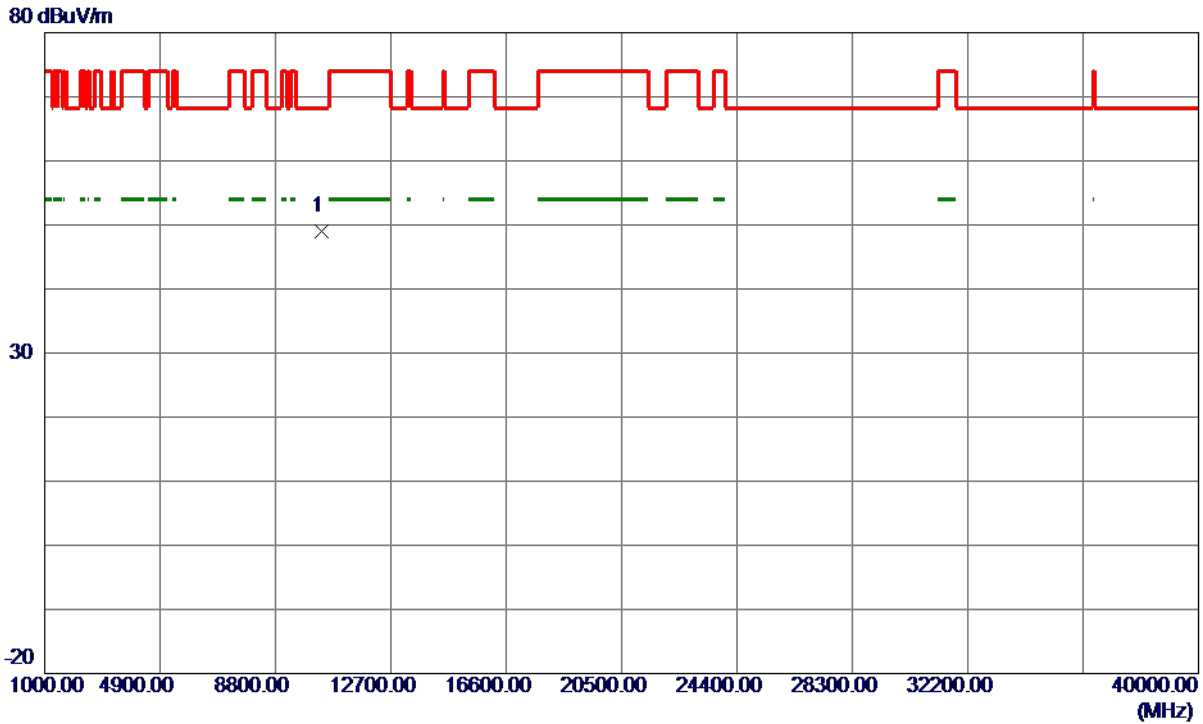
No.	Freq. MHz	Reading Level dBuV/m	Correct Factor dB	Measure ment dBuV/m	Limit dBuV/m	Margin dB	Detector	Comment
1	5150.0000	39.11	15.74	54.85	74.00	-19.15	Peak	
2	5150.0000	33.39	15.74	49.13	54.00	-4.87	AVG	
3	5189.0000	73.34	15.81	89.15	999.00	-909.85	AVG	No Limit
4 *	5193.5000	83.03	15.82	98.85	68.30	30.55	Peak	No Limit

**REMARKS:**

- (1) Measurement Value = Reading Level + Correct Factor.
- (2) Margin Level = Measurement Value - Limit Value.

Orthogonal Axis	X
Test Mode	UNII-1_TX AC (VHT40) Mode 5190 MHz

### Horizontal



No.	Freq. MHz	Reading Level dBuV/m	Correct Factor dB	Measure ment dBuV/m	Limit dBuV/m	Margin dB	Detector	Comment
1 *	10375.6800	38.31	10.65	48.96	68.30	-19.34	Peak	

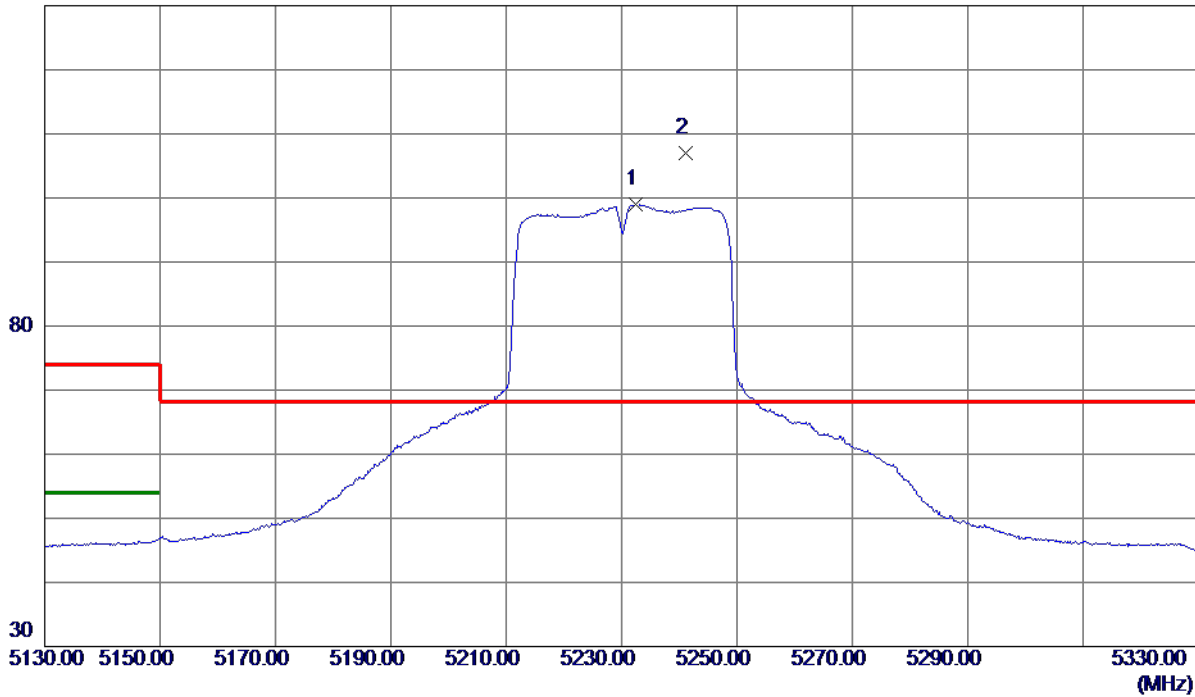
**REMARKS:**

- (1) Measurement Value = Reading Level + Correct Factor.
- (2) Margin Level = Measurement Value - Limit Value.

Orthogonal Axis	X
Test Mode	UNII-1_TX AC (VHT40) Mode 5230 MHz

**Vertical**

130 dBuV/m



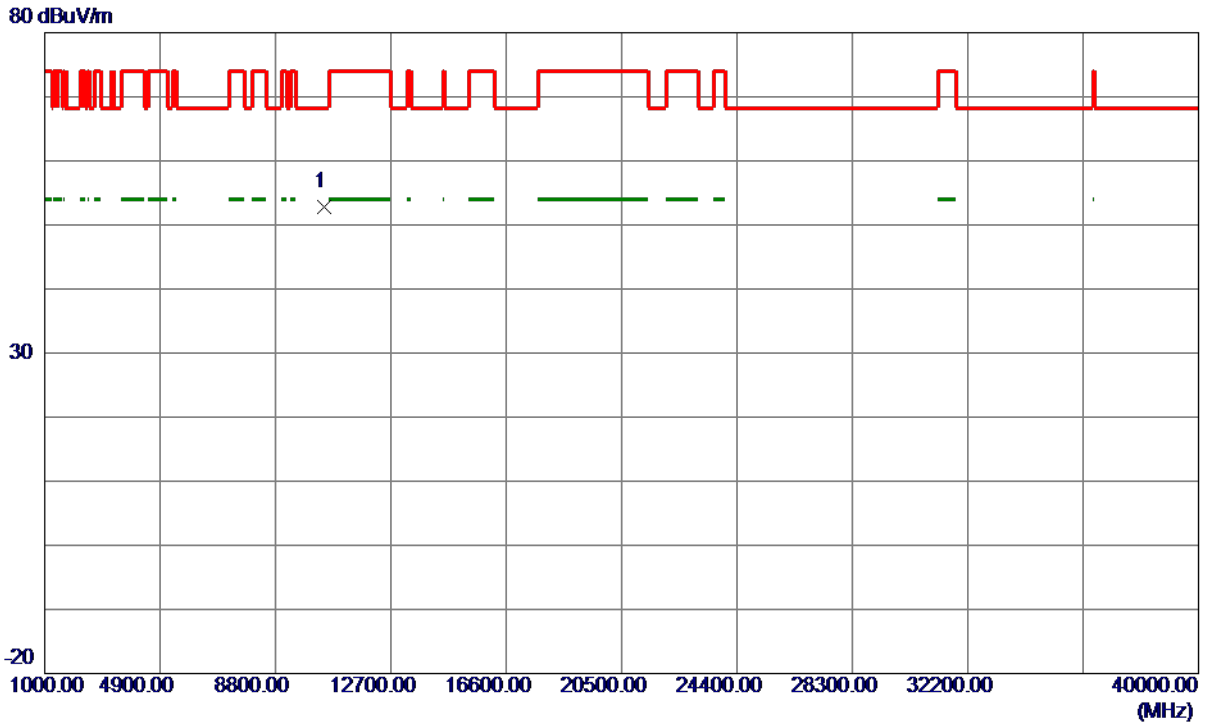
No.	Freq. MHz	Reading Level dBuV/m	Correct Factor dB	Measure ment dBuV/m	Limit dBuV/m	Margin dB	Detector	Comment
1	5232.5000	84.12	14.81	98.93	999.00	-900.07	AVG	No Limit
2 *	5241.2000	92.14	14.82	106.96	68.30	38.66	Peak	No Limit

**REMARKS:**

- (1) Measurement Value = Reading Level + Correct Factor.
- (2) Margin Level = Measurement Value - Limit Value.

Orthogonal Axis	X
Test Mode	UNII-1_TX AC (VHT40) Mode 5230 MHz

**Vertical**



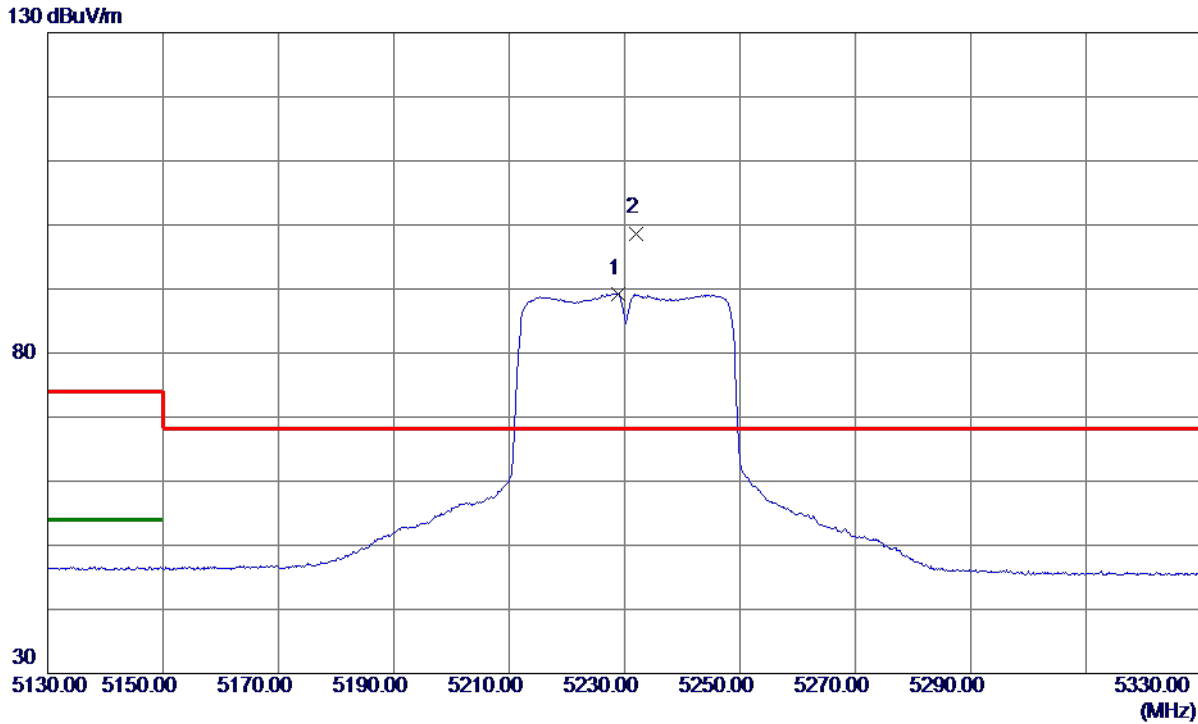
No.	Freq. MHz	Reading Level dBuV/m	Correct Factor dB	Measure ment dBuV/m	Limit dBuV/m	Margin dB	Detector	Comment
1 *	10463.6050	41.97	10.80	52.77	68.30	-15.53	Peak	

**REMARKS:**

- (1) Measurement Value = Reading Level + Correct Factor.
- (2) Margin Level = Measurement Value - Limit Value.

Orthogonal Axis	X
Test Mode	UNII-1_TX AC (VHT40) Mode 5230 MHz

### Horizontal



No.	Freq. MHz	Reading Level dBuV/m	Correct Factor dB	Measure ment dBuV/m	Limit dBuV/m	Margin dB	Detector	Comment
1	5228.8000	73.38	15.89	89.27	999.00	-909.73	AVG	No Limit
2 *	5232.0000	82.80	15.90	98.70	68.30	30.40	Peak	No Limit

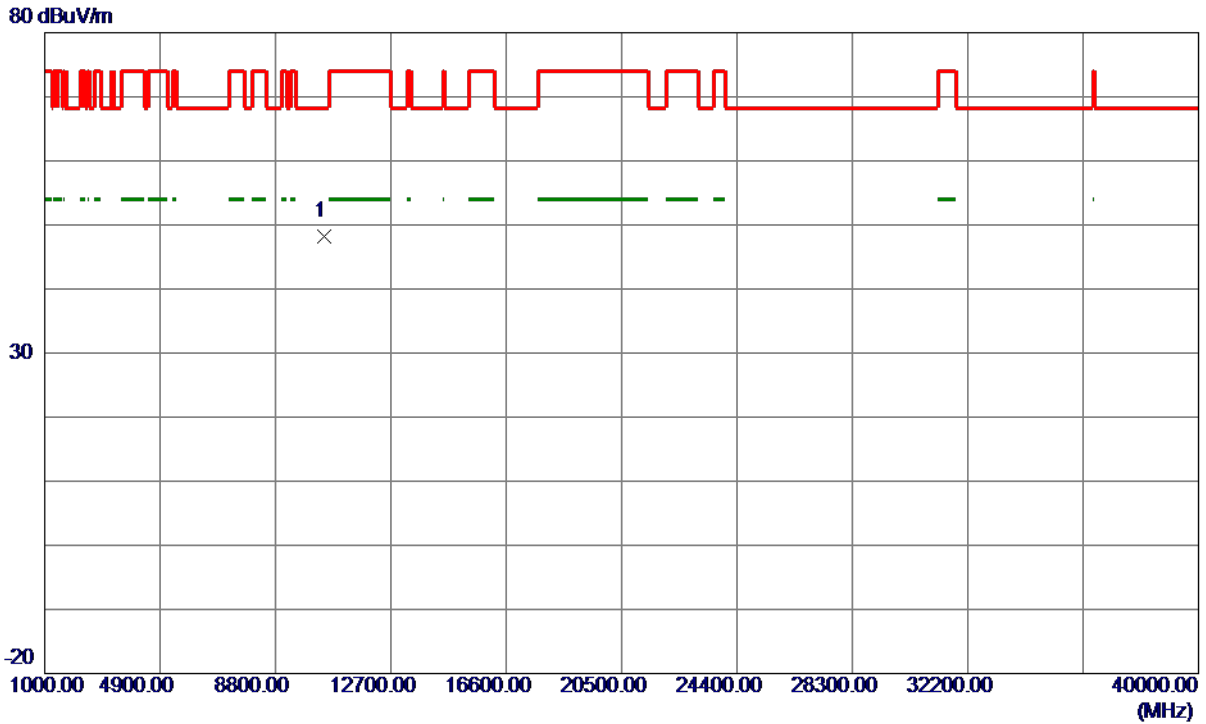
**REMARKS:**

- (1) Measurement Value = Reading Level + Correct Factor.
- (2) Margin Level = Measurement Value - Limit Value.



Orthogonal Axis	X
Test Mode	UNII-1_TX AC (VHT40) Mode 5230 MHz

**Horizontal**



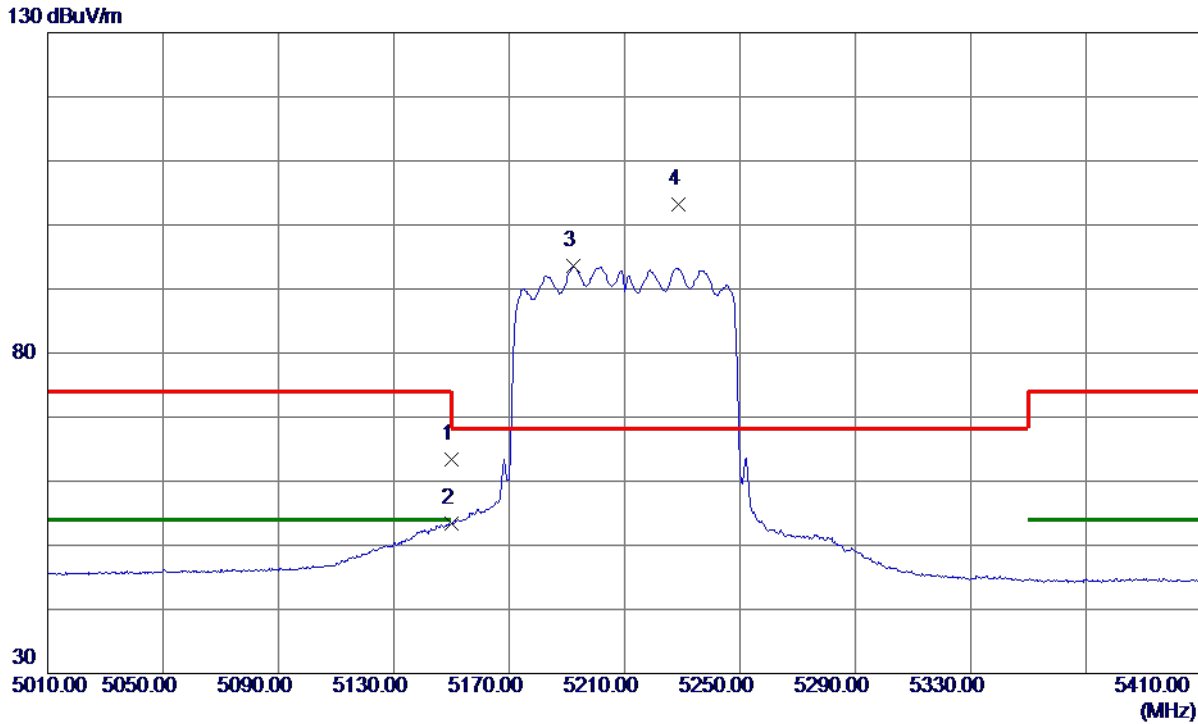
No.	Freq. MHz	Reading Level dBuV/m	Correct Factor dB	Measure ment dBuV/m	Limit dBuV/m	Margin dB	Detector	Comment
1 *	10464.0250	37.47	10.80	48.27	68.30	-20.03	Peak	

**REMARKS:**

- (1) Measurement Value = Reading Level + Correct Factor.
- (2) Margin Level = Measurement Value - Limit Value.

Orthogonal Axis	X
Test Mode	UNII-1_TX AC (VHT80) Mode 5210 MHz

**Vertical**



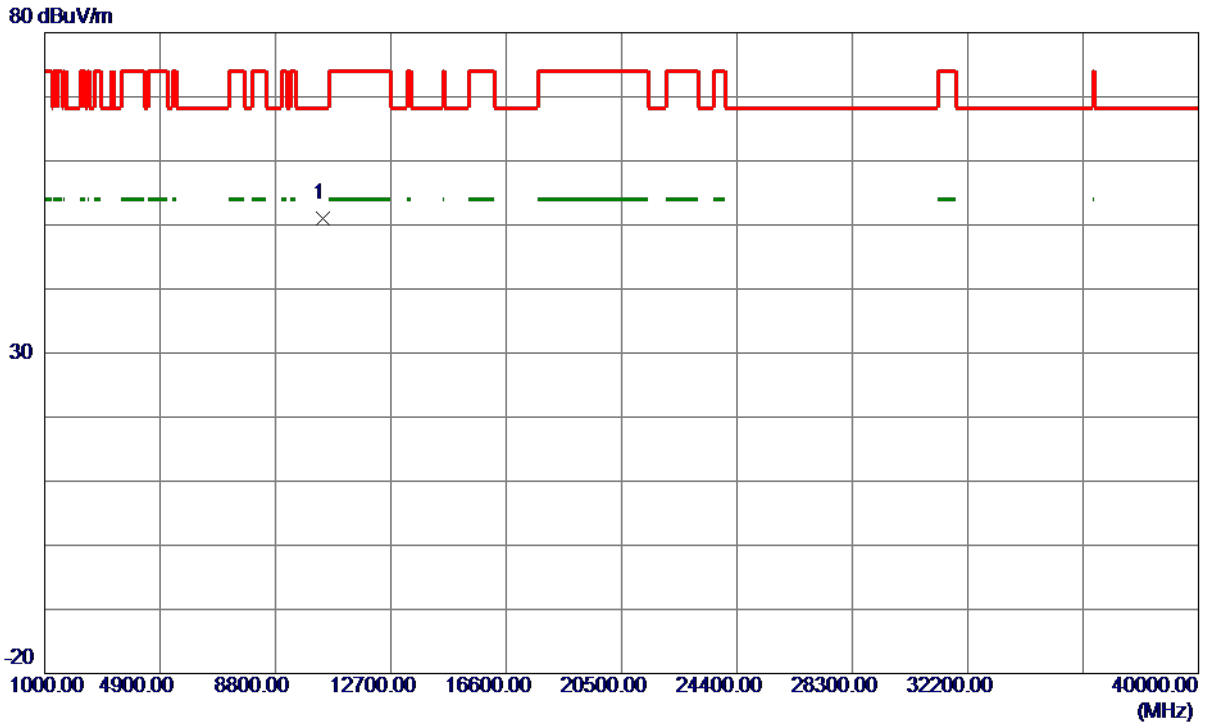
No.	Freq. MHz	Reading Level dBuV/m	Correct Factor dB	Measure ment dBuV/m	Limit dBuV/m	Margin dB	Detector	Comment
1	5150.0000	48.68	14.70	63.38	74.00	-10.62	Peak	
2	5150.0000	38.63	14.70	53.33	54.00	-0.67	AVG	
3	5192.2000	78.85	14.76	93.61	999.00	-905.39	AVG	No Limit
4 *	5228.6000	88.47	14.81	103.28	68.30	34.98	Peak	No Limit

**REMARKS:**

- (1) Measurement Value = Reading Level + Correct Factor.
- (2) Margin Level = Measurement Value - Limit Value.

Orthogonal Axis	X
Test Mode	UNII-1_TX AC (VHT80) Mode 5210 MHz

Vertical



No.	Freq. MHz	Reading Level dBuV/m	Correct Factor dB	Measure ment dBuV/m	Limit dBuV/m	Margin dB	Detector	Comment
1 *	10416.5750	40.29	10.72	51.01	68.30	-17.29	Peak	

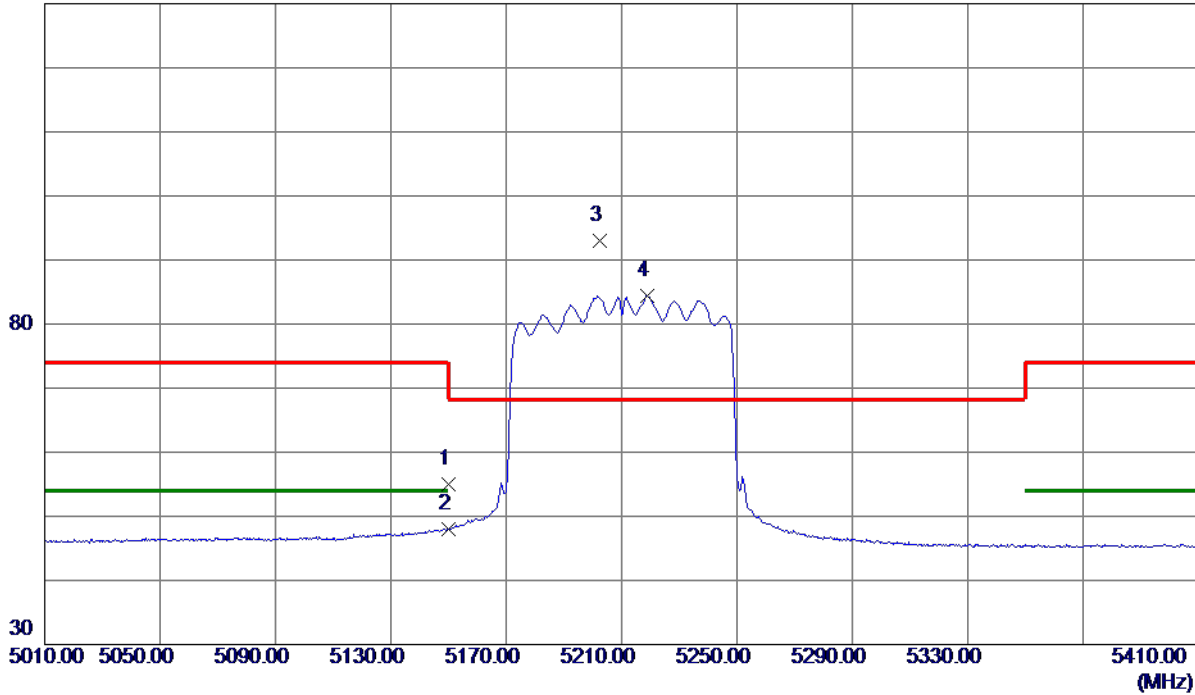
REMARKS:

- (1) Measurement Value = Reading Level + Correct Factor.
- (2) Margin Level = Measurement Value - Limit Value.

Orthogonal Axis	X
Test Mode	UNII-1_TX AC (VHT80) Mode 5210 MHz

### Horizontal

130 dBuV/m



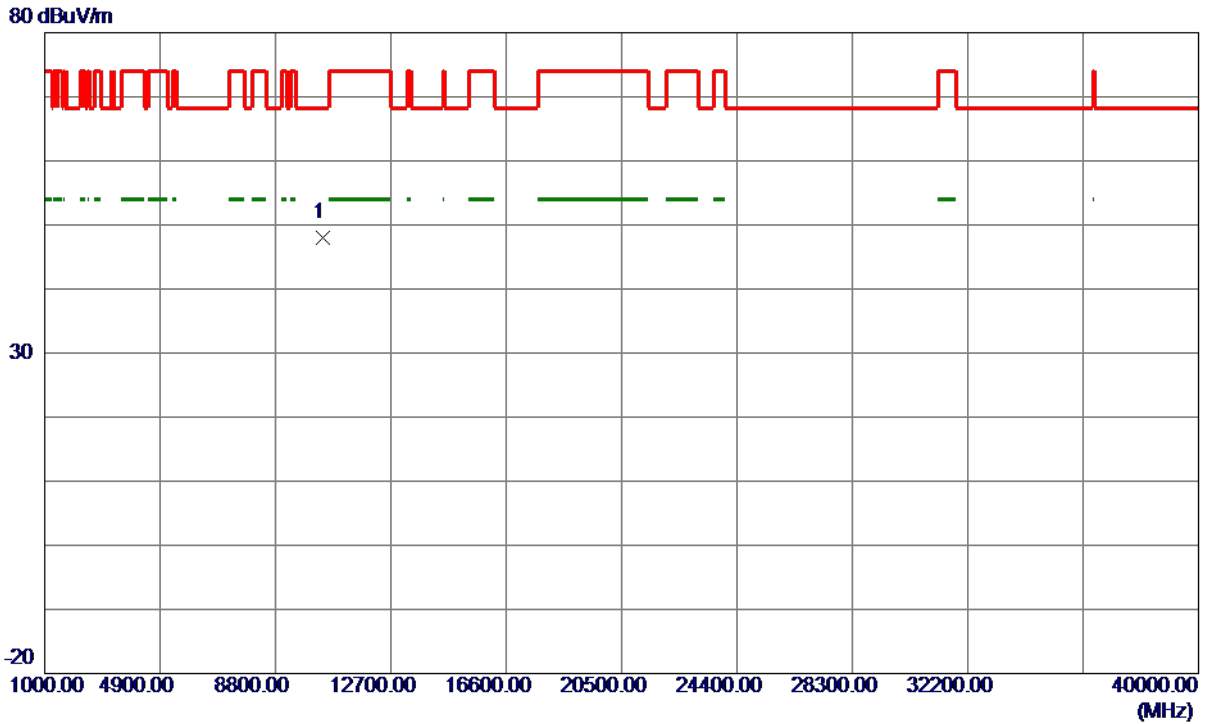
No.	Freq. MHz	Reading Level dBuV/m	Correct Factor dB	Measure ment dBuV/m	Limit dBuV/m	Margin dB	Detector	Comment
1	5150.0000	39.27	15.74	55.01	74.00	-18.99	Peak	
2	5150.0000	32.34	15.74	48.08	54.00	-5.92	AVG	
3 *	5202.6000	77.11	15.84	92.95	68.30	24.65	Peak	No Limit
4	5218.8000	68.53	15.87	84.40	999.00	-914.60	AVG	No Limit

#### REMARKS:

- (1) Measurement Value = Reading Level + Correct Factor.
- (2) Margin Level = Measurement Value - Limit Value.

Orthogonal Axis	X
Test Mode	UNII-1_TX AC (VHT80) Mode 5210 MHz

**Horizontal**



No.	Freq. MHz	Reading Level dBuV/m	Correct Factor dB	Measure ment dBuV/m	Limit dBuV/m	Margin dB	Detector	Comment
1 *	10420.4650	37.24	10.73	47.97	68.30	-20.33	Peak	

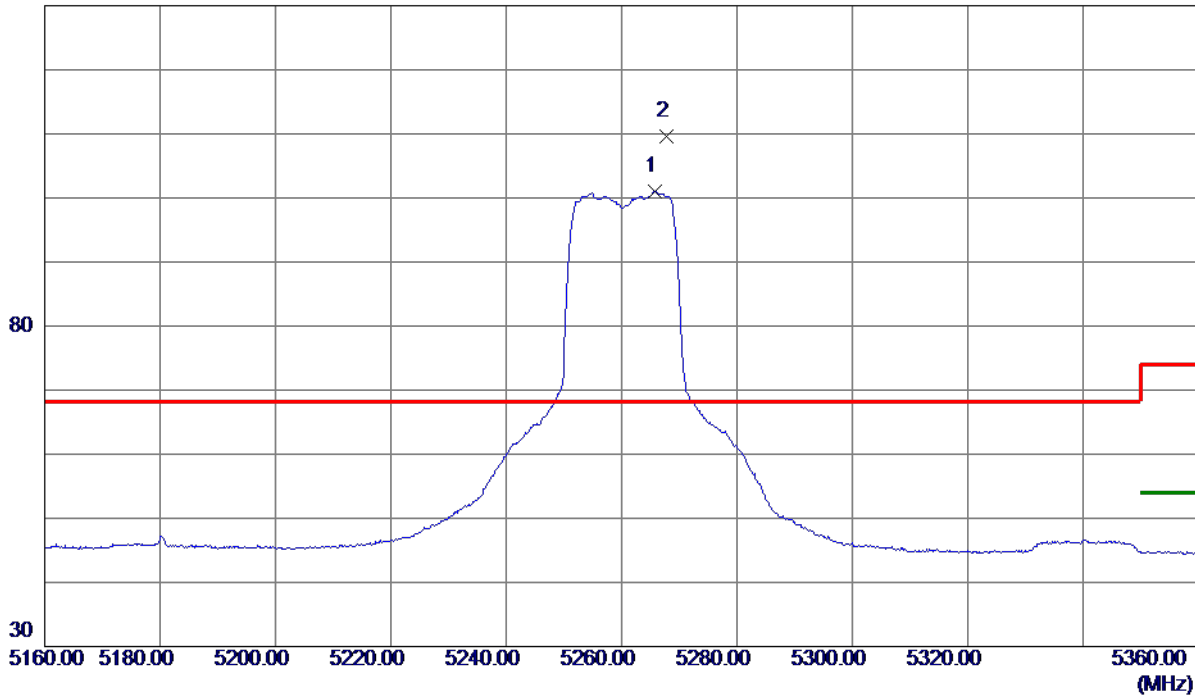
**REMARKS:**

- (1) Measurement Value = Reading Level + Correct Factor.
- (2) Margin Level = Measurement Value - Limit Value.

Orthogonal Axis	X
Test Mode	UNII-2A_TX AC (VHT20) Mode 5260 MHz

**Vertical**

130 dBuV/m



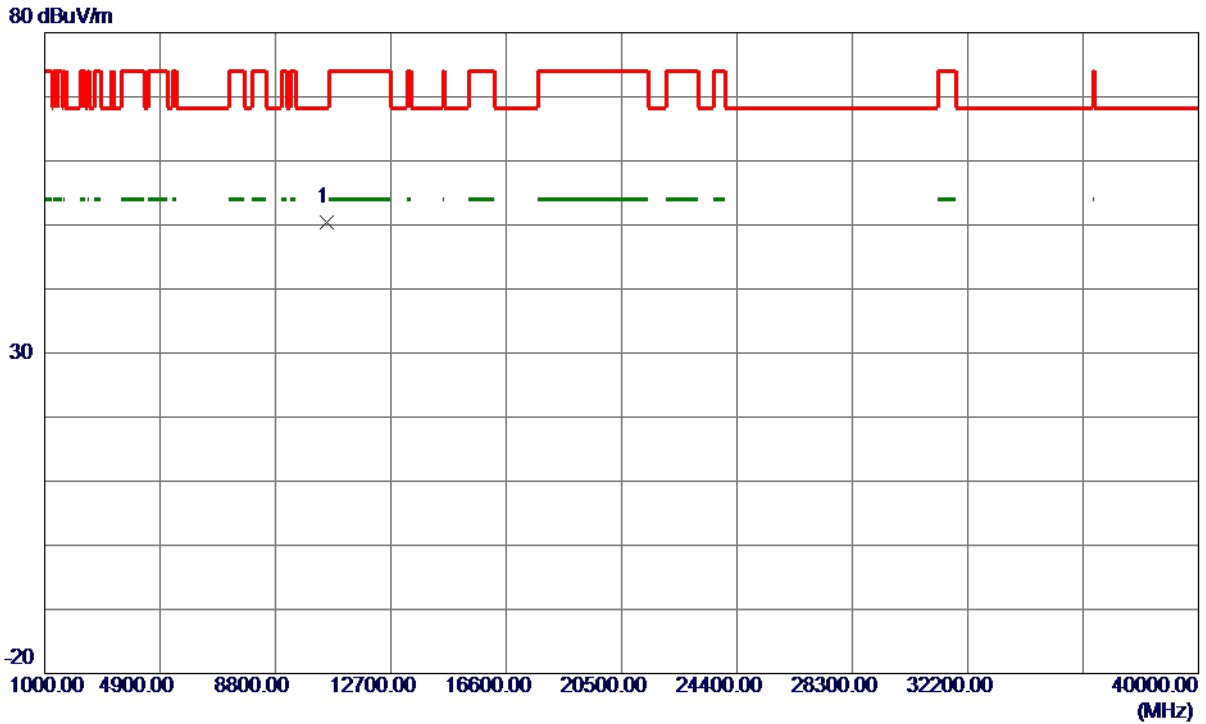
No.	Freq. MHz	Reading Level dBuV/m	Correct Factor dB	Measure ment dBuV/m	Limit dBuV/m	Margin dB	Detector	Comment
1	5265.7000	86.18	14.86	101.04	999.00	-897.96	AVG	No Limit
2 *	5267.7000	94.69	14.86	109.55	68.30	41.25	Peak	No Limit

**REMARKS:**

- (1) Measurement Value = Reading Level + Correct Factor.
- (2) Margin Level = Measurement Value - Limit Value.

Orthogonal Axis	X
Test Mode	UNII-2A_TX AC (VHT20) Mode 5260 MHz

**Vertical**



No.	Freq. MHz	Reading Level dBuV/m	Correct Factor dB	Measure ment dBuV/m	Limit dBuV/m	Margin dB	Detector	Comment
1 *	10523.7250	39.45	10.87	50.32	68.30	-17.98	Peak	

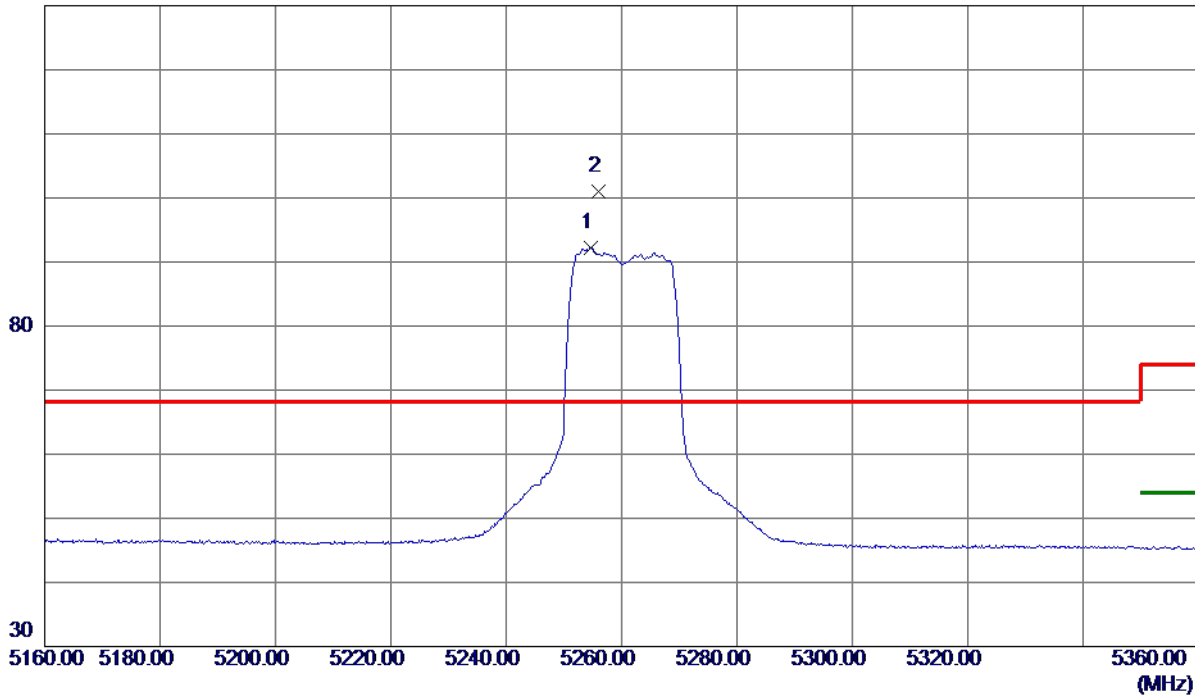
**REMARKS:**

- (1) Measurement Value = Reading Level + Correct Factor.
- (2) Margin Level = Measurement Value - Limit Value.

Orthogonal Axis	X
Test Mode	UNII-2A_TX AC (VHT20) Mode 5260 MHz

**Horizontal**

130 dBuV/m



No.	Freq. MHz	Reading Level dBuV/m	Correct Factor dB	Measure ment dBuV/m	Limit dBuV/m	Margin dB	Detector	Comment
1	5254.6000	76.30	15.94	92.24	999.00	-906.76	AVG	No Limit
2 *	5256.1000	85.06	15.95	101.01	68.30	32.71	Peak	No Limit

**REMARKS:**

- (1) Measurement Value = Reading Level + Correct Factor.
- (2) Margin Level = Measurement Value - Limit Value.



Orthogonal Axis	X
Test Mode	UNII-2A_TX AC (VHT20) Mode 5260 MHz

**Horizontal**



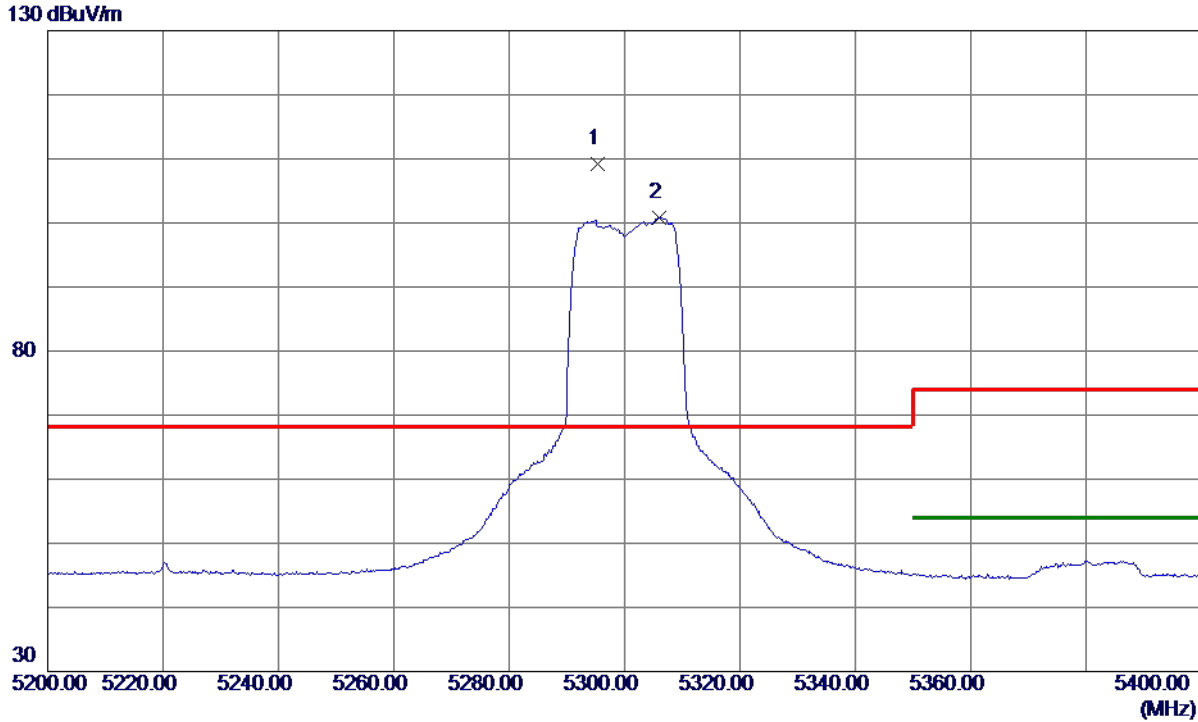
No.	Freq. MHz	Reading Level dBuV/m	Correct Factor dB	Measure ment dBuV/m	Limit dBuV/m	Margin dB	Detector	Comment
1 *	10516.3000	36.98	10.87	47.85	68.30	-20.45	Peak	

**REMARKS:**

- (1) Measurement Value = Reading Level + Correct Factor.
- (2) Margin Level = Measurement Value - Limit Value.

Orthogonal Axis	X
Test Mode	UNII-2A_TX AC (VHT20) Mode 5300 MHz

**Vertical**



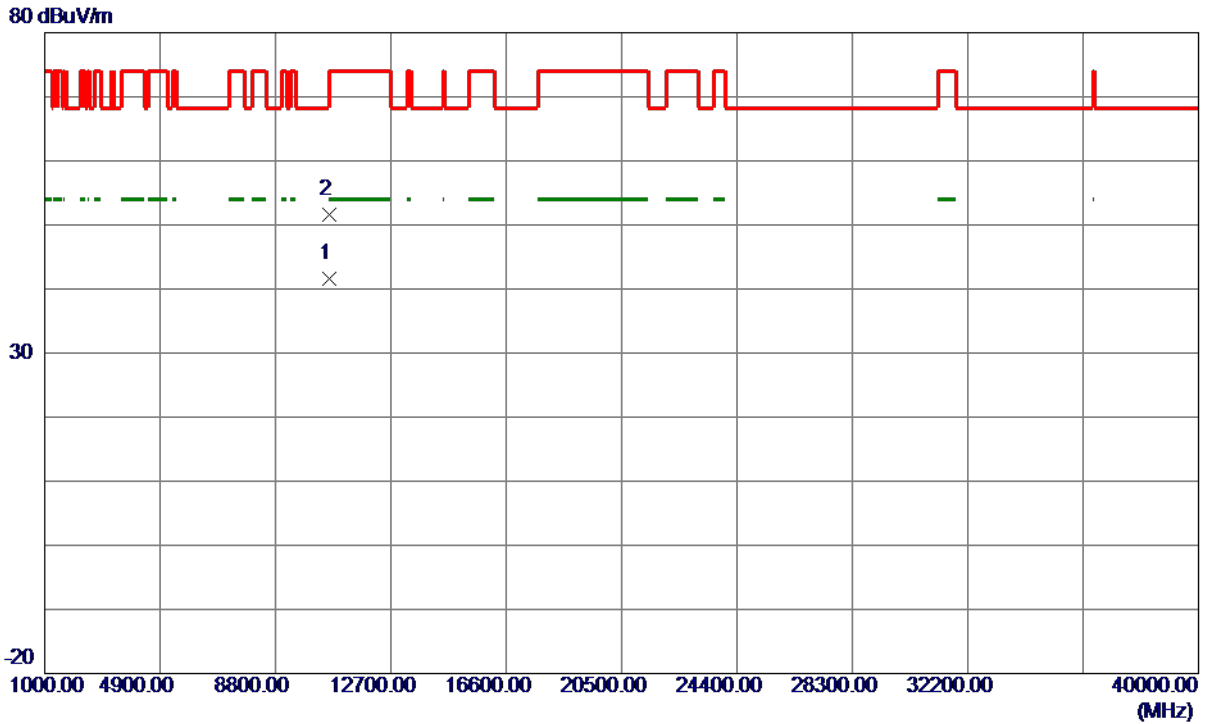
No.	Freq. MHz	Reading Level dBuV/m	Correct Factor dB	Measure ment dBuV/m	Limit dBuV/m	Margin dB	Detector	Comment
1 *	5295.4000	94.28	14.89	109.17	68.30	40.87	Peak	No Limit
2	5305.9000	85.87	14.91	100.78	999.00	-898.22	AVG	No Limit

**REMARKS:**

- (1) Measurement Value = Reading Level + Correct Factor.
- (2) Margin Level = Measurement Value - Limit Value.

Orthogonal Axis	X
Test Mode	UNII-2A_TX AC (VHT20) Mode 5300 MHz

Vertical



No.	Freq. MHz	Reading Level dBuV/m	Correct Factor dB	Measure ment dBuV/m	Limit dBuV/m	Margin dB	Detector	Comment
1 *	10600.6400	30.70	10.91	41.61	54.00	-12.39	AVG	
2	10603.2100	40.72	10.91	51.63	74.00	-22.37	Peak	

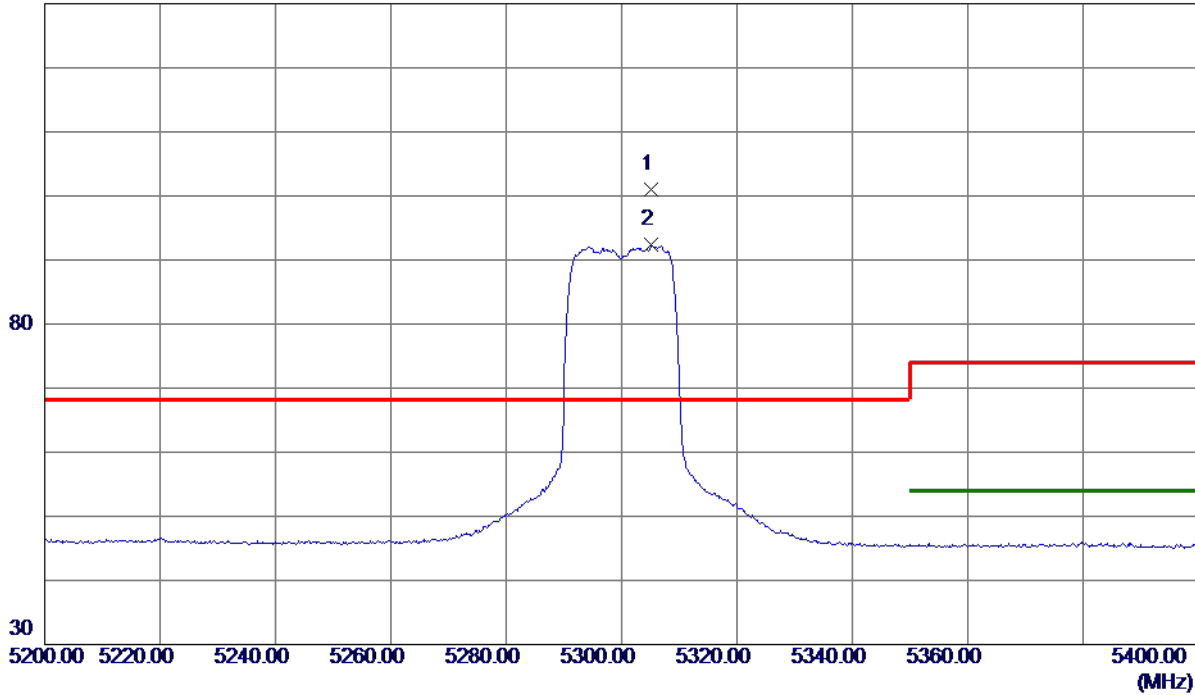
REMARKS:

- (1) Measurement Value = Reading Level + Correct Factor.
- (2) Margin Level = Measurement Value - Limit Value.

Orthogonal Axis	X
Test Mode	UNII-2A_TX AC (VHT20) Mode 5300 MHz

**Horizontal**

130 dBuV/m



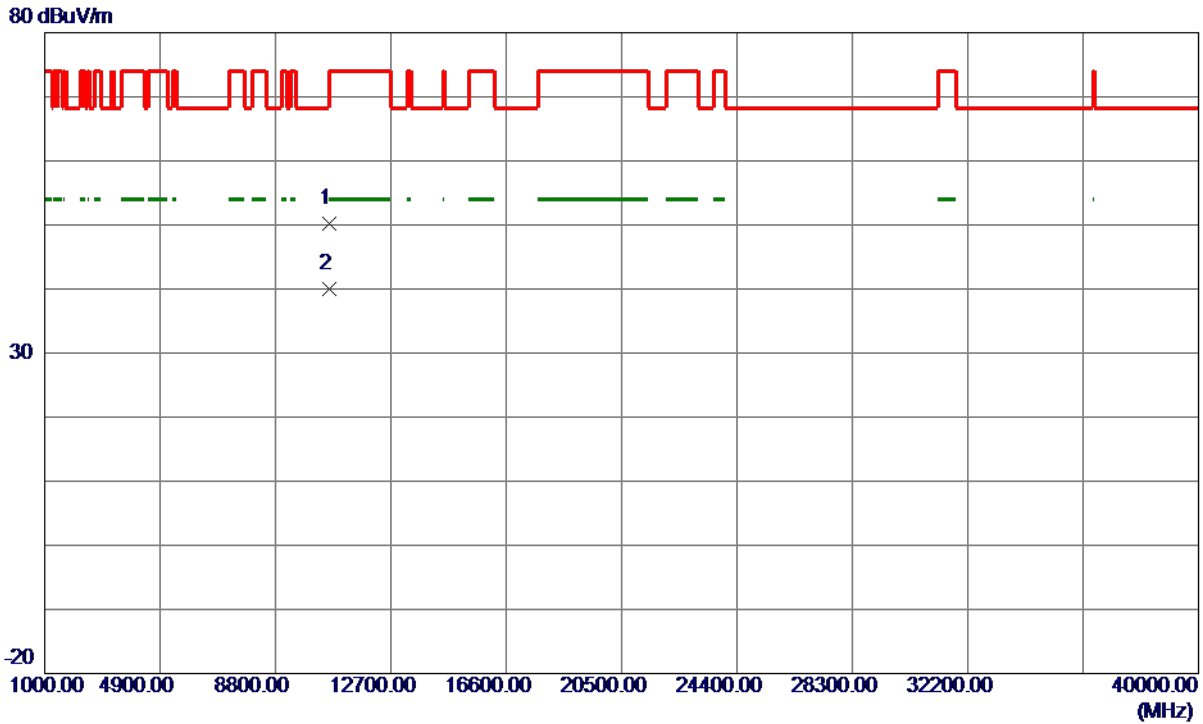
No.	Freq. MHz	Reading Level dBuV/m	Correct Factor dB	Measure ment dBuV/m	Limit dBuV/m	Margin dB	Detector	Comment
1 *	5305.1000	84.99	16.04	101.03	68.30	32.73	Peak	No Limit
2	5305.2000	76.33	16.04	92.37	999.00	-906.63	AVG	No Limit

**REMARKS:**

- (1) Measurement Value = Reading Level + Correct Factor.
- (2) Margin Level = Measurement Value - Limit Value.

Orthogonal Axis	X
Test Mode	UNII-2A_TX AC (VHT20) Mode 5300 MHz

### Horizontal



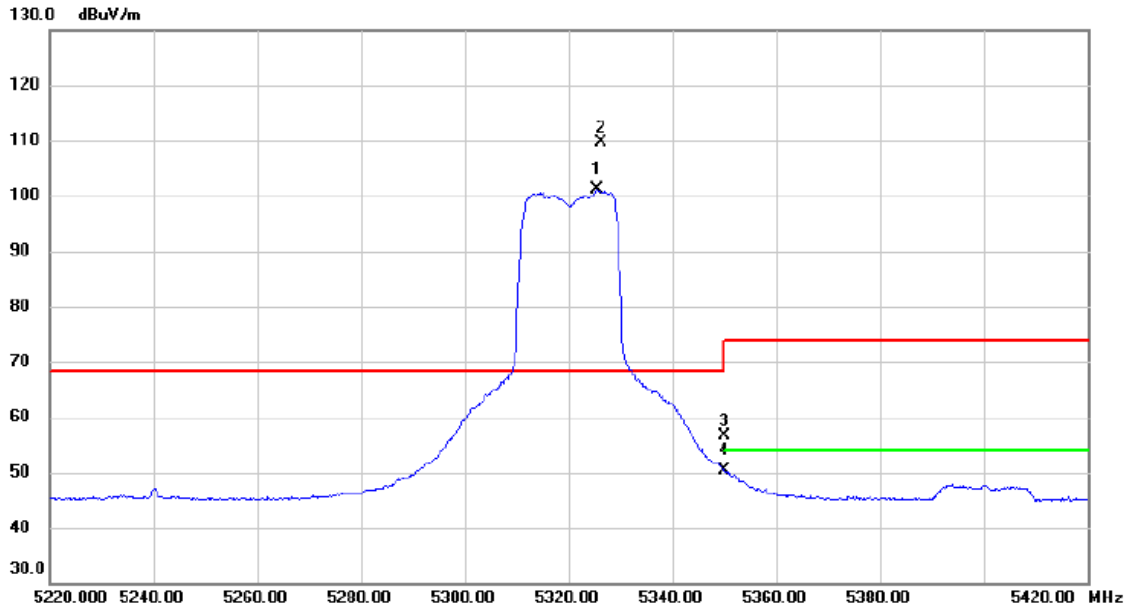
No.	Freq. MHz	Reading Level dBuV/m	Correct Factor dB	Measure ment dBuV/m	Limit dBuV/m	Margin dB	Detector	Comment
1	10600.2050	39.21	10.91	50.12	74.00	-23.88	Peak	
2 *	10600.6550	29.11	10.91	40.02	54.00	-13.98	AVG	

**REMARKS:**

- (1) Measurement Value = Reading Level + Correct Factor.
- (2) Margin Level = Measurement Value - Limit Value.

Orthogonal Axis	X
Test Mode	UNII-2A_TX AC (VHT20) Mode 5320 MHz

### Vertical



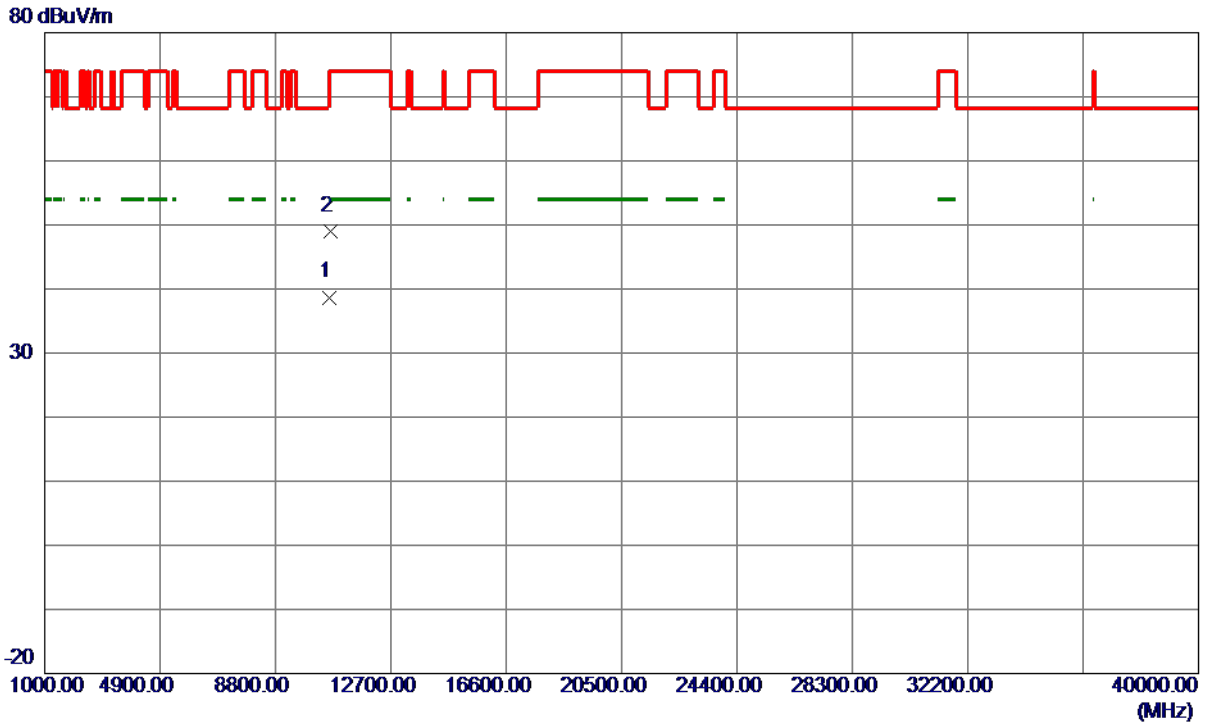
No.	Mk.	Freq. MHz	Reading Level dBuV	Correct Factor dB	Measure- ment dBuV/m	Limit dBuV/m	Margin dB	Detector	Comment
1	X	5325.500	86.07	14.94	101.01	68.30	32.71	AVG	No Limit
2	*	5326.300	94.63	14.94	109.57	68.30	41.27	peak	No Limit
3		5350.000	41.58	14.96	56.54	74.00	-17.46	peak	
4		5350.000	35.50	14.96	50.46	54.00	-3.54	AVG	

**REMARKS:**

- (1) Measurement Value = Reading Level + Correct Factor.
- (2) Margin Level = Measurement Value - Limit Value.

Orthogonal Axis	X
Test Mode	UNII-2A_TX AC (VHT20) Mode 5320 MHz

**Vertical**

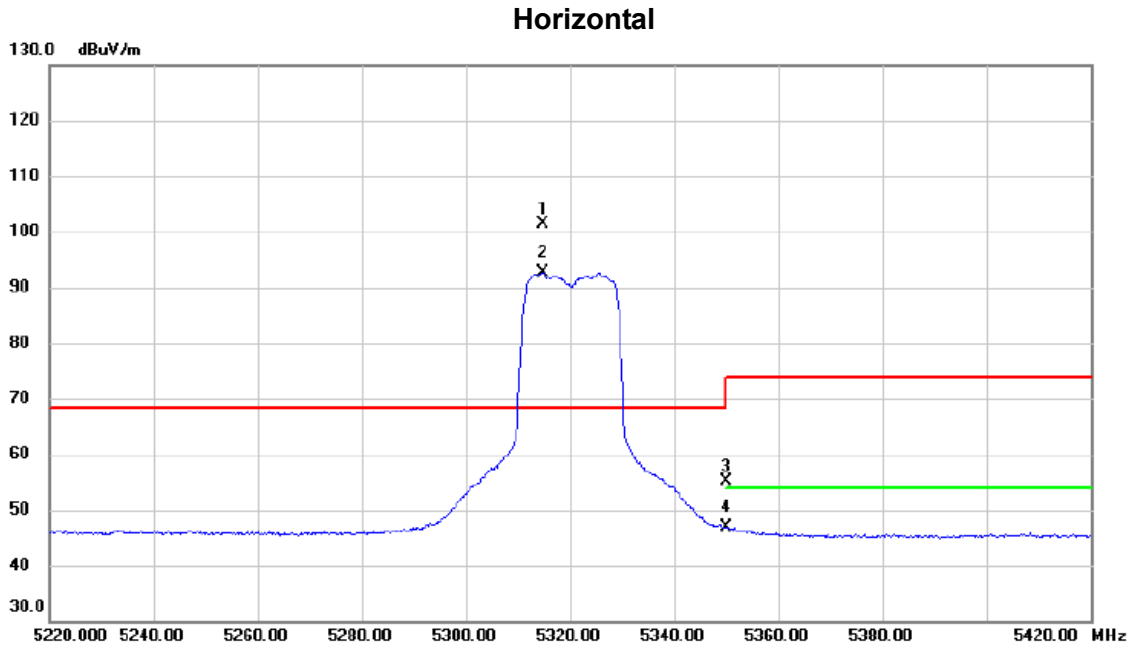


No.	Freq. MHz	Reading Level dBuV/m	Correct Factor dB	Measure ment dBuV/m	Limit dBuV/m	Margin dB	Detector	Comment
1 *	10640.5350	27.77	10.93	38.70	54.00	-15.30	AVG	
2	10643.3099	38.16	10.93	49.09	74.00	-24.91	Peak	

**REMARKS:**

- (1) Measurement Value = Reading Level + Correct Factor.
- (2) Margin Level = Measurement Value - Limit Value.

Orthogonal Axis	X
Test Mode	UNII-2A_TX AC (VHT20) Mode 5320 MHz



No.	Mk.	Freq. MHz	Reading Level dBuV	Correct Factor dB	Measure- ment dBuV/m	Limit dBuV/m	Margin dB	Detector	Comment
1	*	5314.700	85.38	16.06	101.44	68.30	33.14	peak	No Limit
2	X	5314.700	76.60	16.06	92.66	68.30	24.36	AVG	No Limit
3		5350.000	39.06	16.13	55.19	74.00	-18.81	peak	
4		5350.000	30.76	16.13	46.89	54.00	-7.11	AVG	

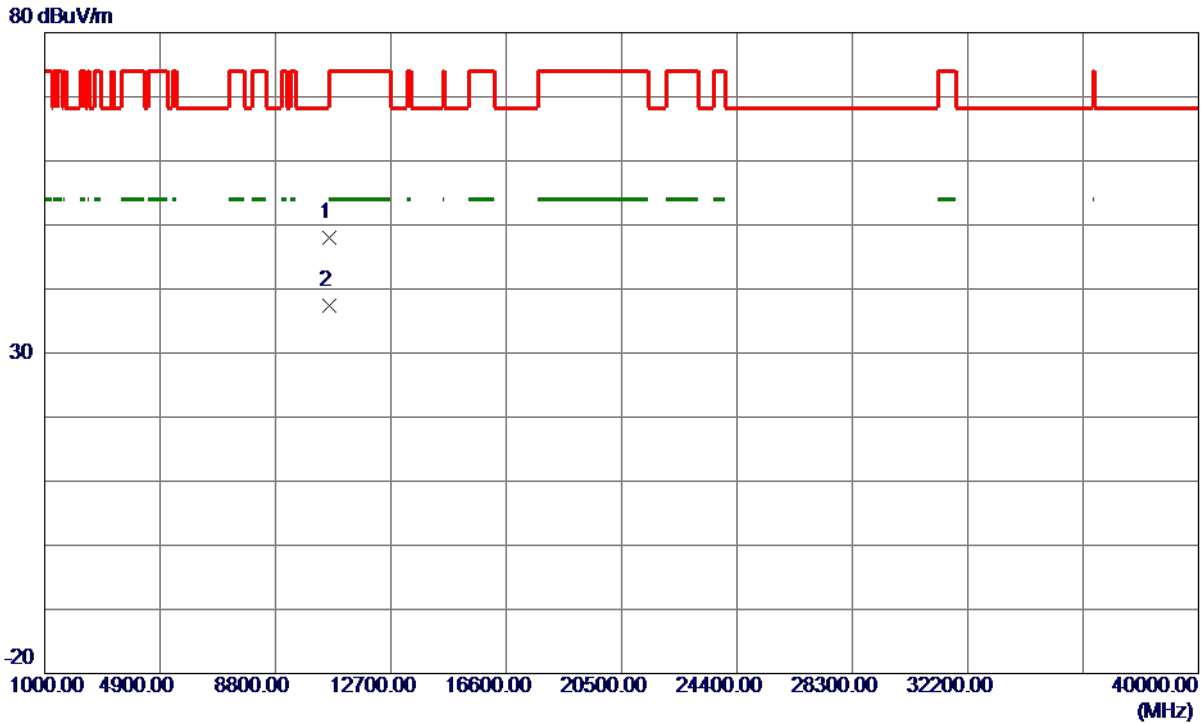
REMARKS:

- (1) Measurement Value = Reading Level + Correct Factor.
- (2) Margin Level = Measurement Value - Limit Value.



Orthogonal Axis	X
Test Mode	UNII-2A_TX AC (VHT20) Mode 5320 MHz

**Horizontal**



No.	Freq. MHz	Reading Level dBuV/m	Correct Factor dB	Measure ment dBuV/m	Limit dBuV/m	Margin dB	Detector	Comment
1	10639.1449	36.98	10.93	47.91	74.00	-26.09	Peak	
2 *	10640.4700	26.51	10.93	37.44	54.00	-16.56	AVG	

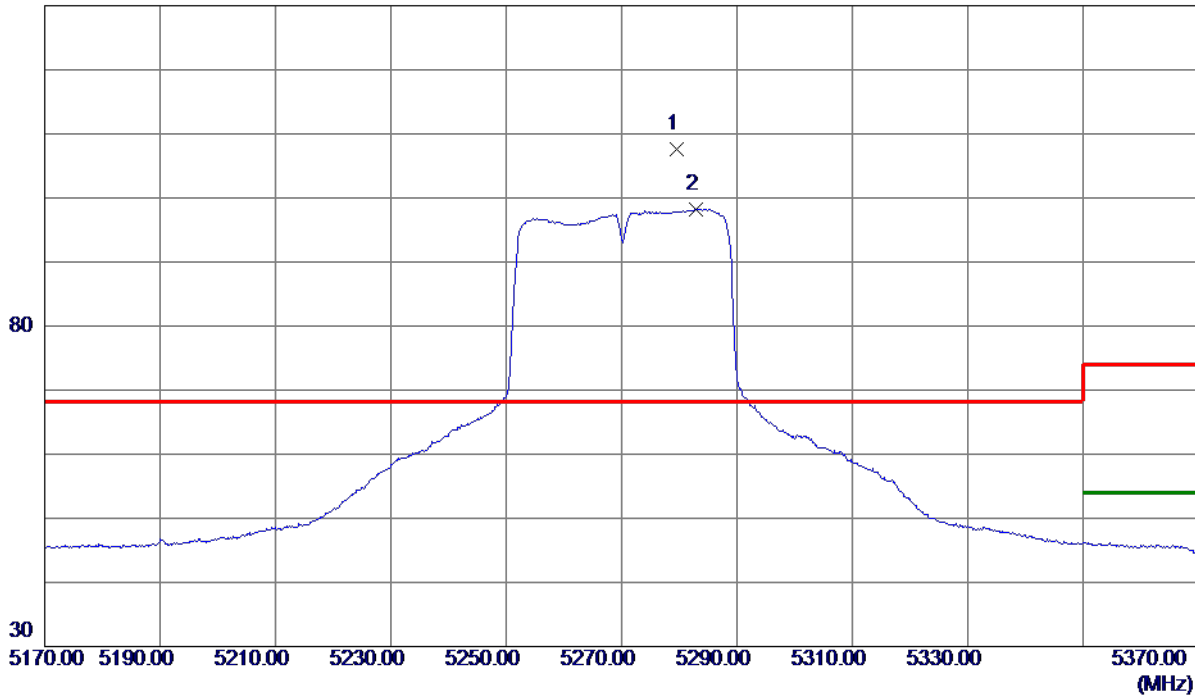
**REMARKS:**

- (1) Measurement Value = Reading Level + Correct Factor.
- (2) Margin Level = Measurement Value - Limit Value.

Orthogonal Axis	X
Test Mode	UNII-2A_TX AC (VHT40) Mode 5270 MHz

Vertical

130 dBuV/m



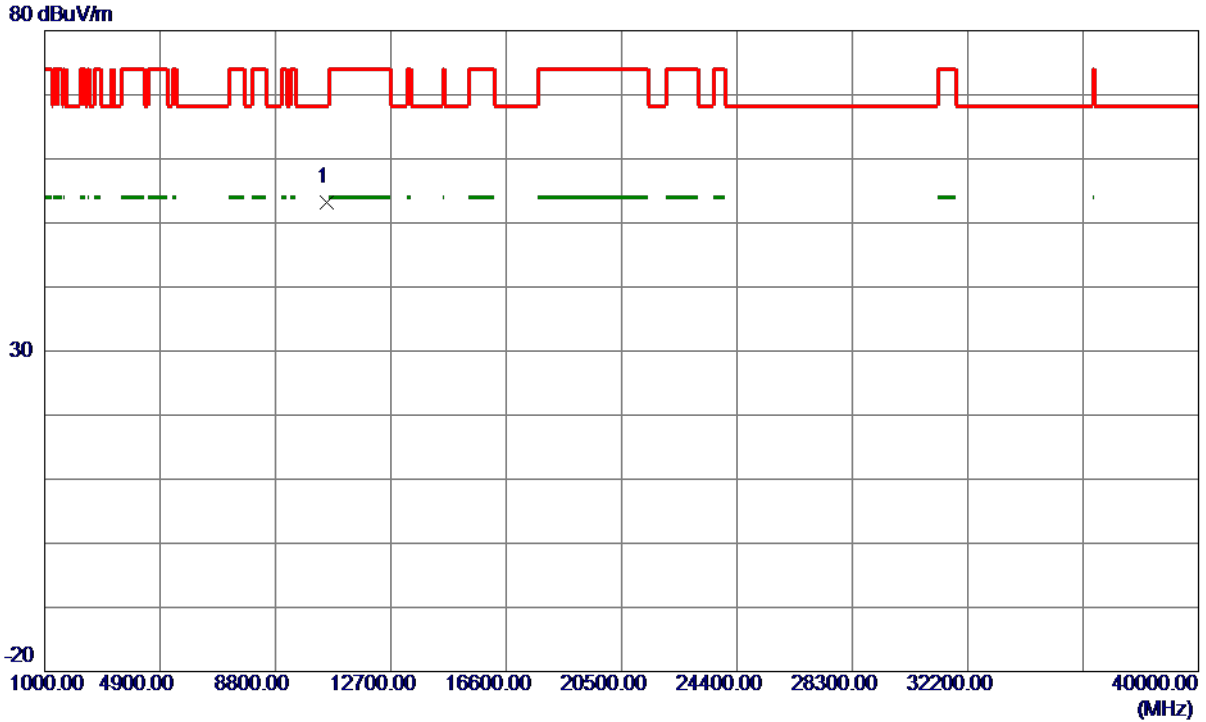
No.	Freq. MHz	Reading Level dBuV/m	Correct Factor dB	Measure ment dBuV/m	Limit dBuV/m	Margin dB	Detector	Comment
1 *	5279.5000	92.82	14.87	107.69	68.30	39.39	Peak	No Limit
2	5282.8000	83.36	14.88	98.24	999.00	-900.76	AVG	No Limit

REMARKS:

- (1) Measurement Value = Reading Level + Correct Factor.
- (2) Margin Level = Measurement Value - Limit Value.

Orthogonal Axis	X
Test Mode	UNII-2A_TX AC (VHT40) Mode 5270 MHz

**Vertical**



No.	Freq. MHz	Reading Level dBuV/m	Correct Factor dB	Measure ment dBuV/m	Limit dBuV/m	Margin dB	Detector	Comment
1 *	10536.4750	42.35	10.88	53.23	68.30	-15.07	Peak	

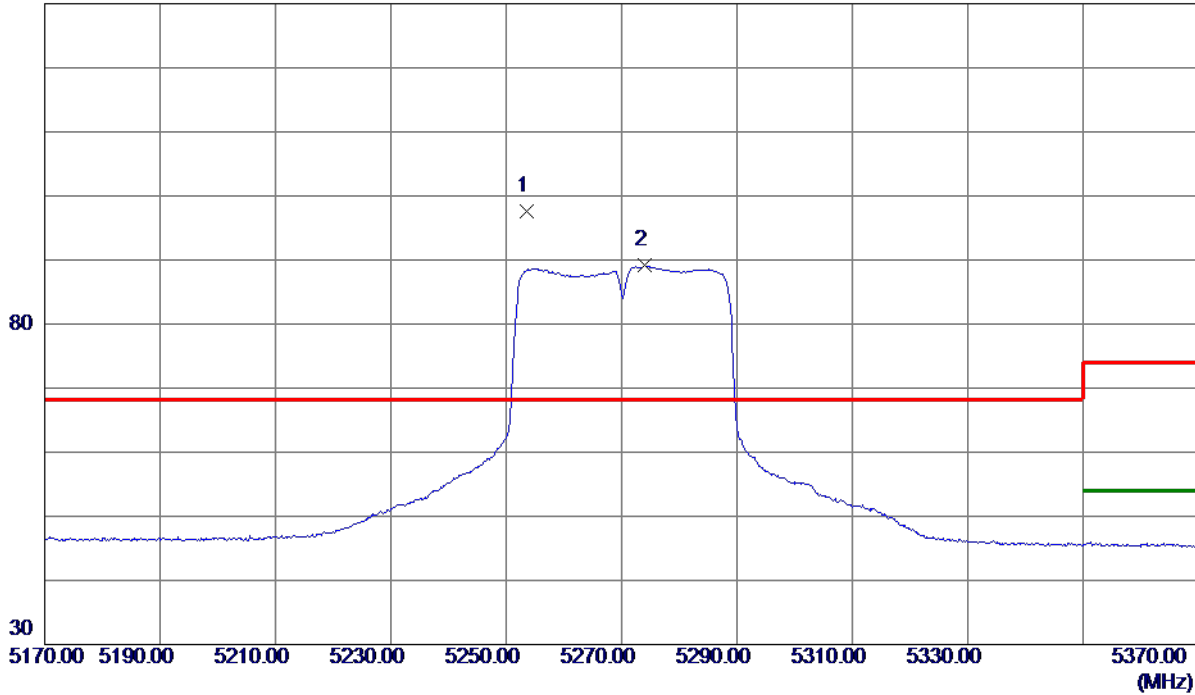
**REMARKS:**

- (1) Measurement Value = Reading Level + Correct Factor.
- (2) Margin Level = Measurement Value - Limit Value.

Orthogonal Axis	X
Test Mode	UNII-2A_TX AC (VHT40) Mode 5270 MHz

**Horizontal**

130 dBuV/m



No.	Freq. MHz	Reading Level dBuV/m	Correct Factor dB	Measure ment dBuV/m	Limit dBuV/m	Margin dB	Detector	Comment
1 *	5253.6000	81.74	15.94	97.68	68.30	29.38	Peak	No Limit
2	5274.0000	73.24	15.98	89.22	999.00	-909.78	AVG	No Limit

**REMARKS:**

- (1) Measurement Value = Reading Level + Correct Factor.
- (2) Margin Level = Measurement Value - Limit Value.

Orthogonal Axis	X
Test Mode	UNII-2A_TX AC (VHT40) Mode 5270 MHz

**Horizontal**



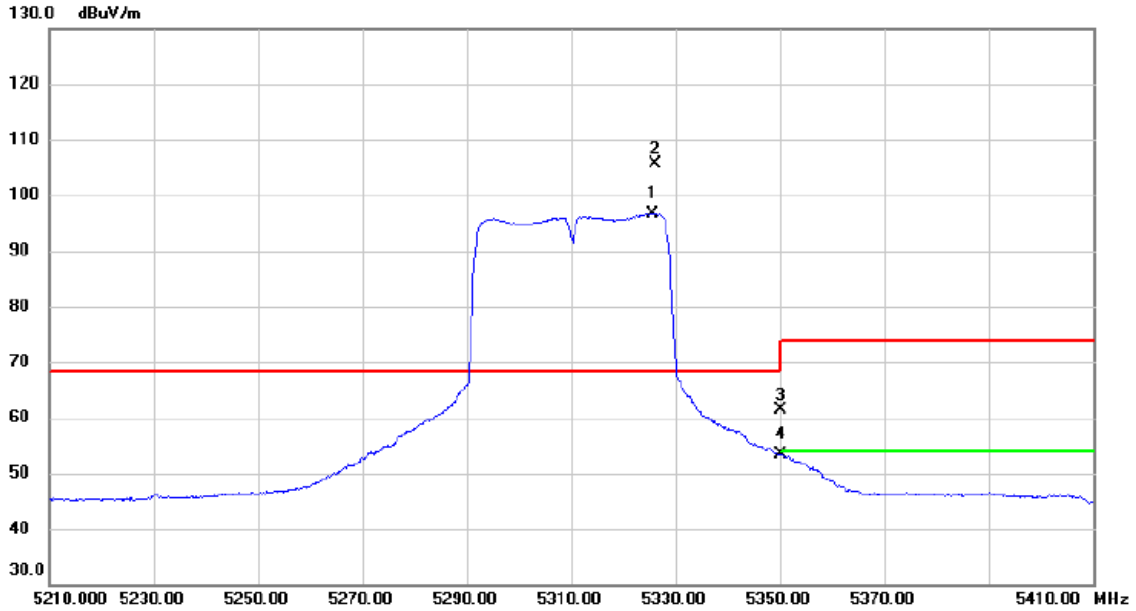
No.	Freq. MHz	Reading Level dBuV/m	Correct Factor dB	Measure ment dBuV/m	Limit dBuV/m	Margin dB	Detector	Comment
1 *	10540.2050	39.65	10.88	50.53	68.30	-17.77	Peak	

**REMARKS:**

- (1) Measurement Value = Reading Level + Correct Factor.
- (2) Margin Level = Measurement Value - Limit Value.

Orthogonal Axis	X
Test Mode	UNII-2A_TX AC (VHT40) Mode 5310 MHz

**Vertical**



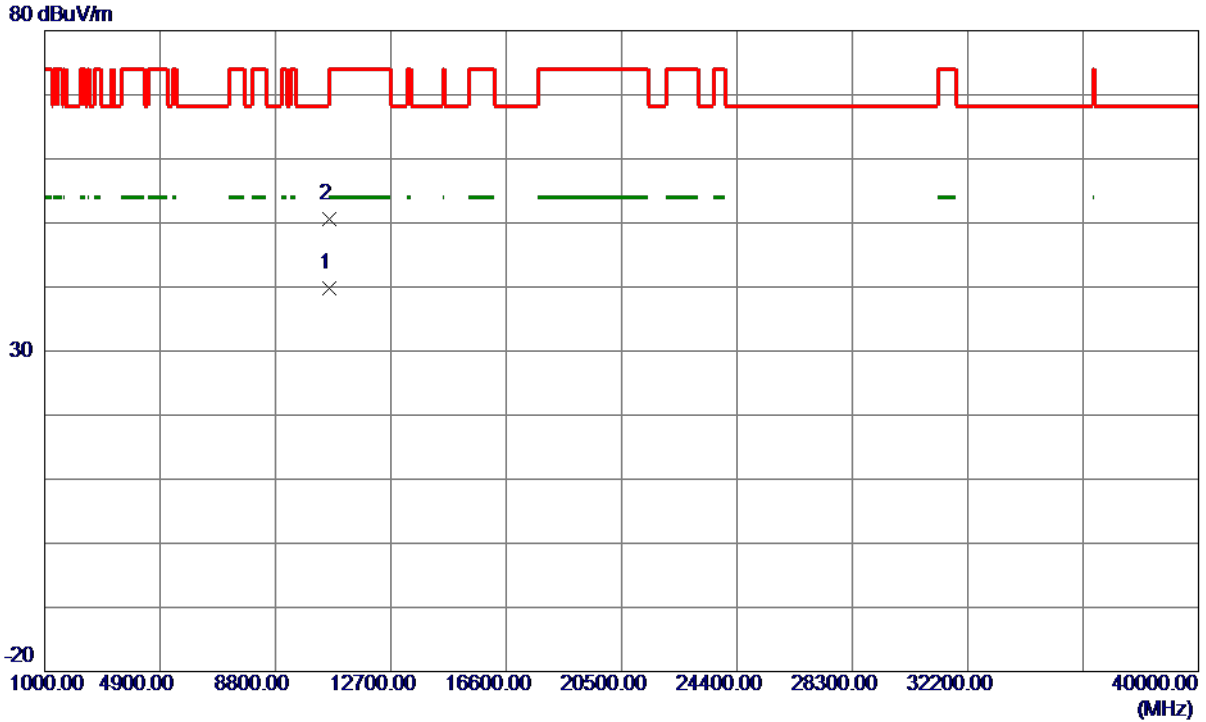
No.	Mk.	Freq. MHz	Reading Level dBuV	Correct Factor dB	Measure- ment dBuV/m	Limit dBuV/m	Margin dB	Detector	Comment
1	X	5325.500	81.75	14.94	96.69	68.30	28.39	AVG	No Limit
2	*	5326.000	90.81	14.94	105.75	68.30	37.45	peak	No Limit
3		5350.000	46.48	14.96	61.44	74.00	-12.56	peak	
4		5350.000	38.40	14.96	53.36	54.00	-0.64	AVG	

**REMARKS:**

- (1) Measurement Value = Reading Level + Correct Factor.
- (2) Margin Level = Measurement Value - Limit Value.

Orthogonal Axis	X
Test Mode	UNII-2A_TX AC (VHT40) Mode 5310 MHz

**Vertical**

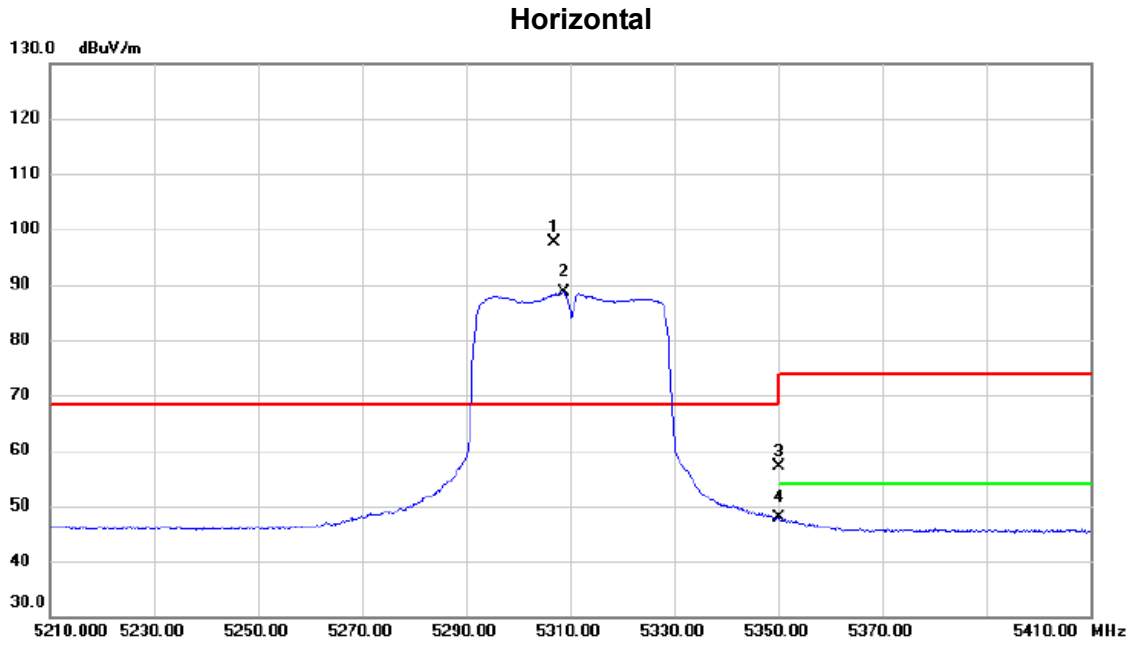


No.	Freq. MHz	Reading Level dBuV/m	Correct Factor dB	Measure ment dBuV/m	Limit dBuV/m	Margin dB	Detector	Comment
1 *	10615.7850	28.96	10.92	39.88	54.00	-14.12	AVG	
2	10621.9600	39.65	10.92	50.57	74.00	-23.43	Peak	

**REMARKS:**

- (1) Measurement Value = Reading Level + Correct Factor.
- (2) Margin Level = Measurement Value - Limit Value.

Orthogonal Axis	X
Test Mode	UNII-2A_TX AC (VHT40) Mode 5310 MHz



No.	Mk.	Freq. MHz	Reading Level dBuV	Correct Factor dB	Measure- ment dBuV/m	Limit dBuV/m	Margin dB	Detector	Comment
1	*	5306.800	81.53	16.05	97.58	68.30	29.28	peak	No Limit
2	X	5308.900	72.48	16.06	88.54	68.30	20.24	AVG	No Limit
3		5350.000	41.04	16.13	57.17	74.00	-16.83	peak	
4		5350.000	31.69	16.13	47.82	54.00	-6.18	AVG	

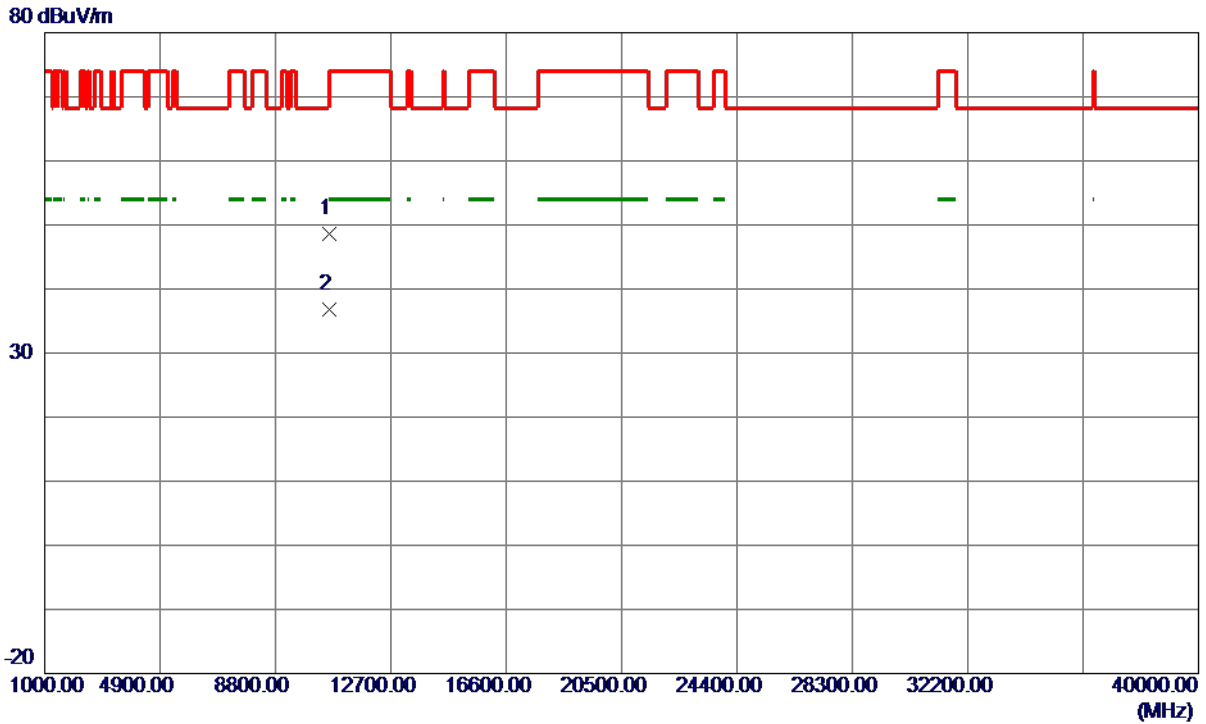
REMARKS:

- (1) Measurement Value = Reading Level + Correct Factor.
- (2) Margin Level = Measurement Value - Limit Value.



Orthogonal Axis	X
Test Mode	UNII-2A_TX AC (VHT40) Mode 5310 MHz

**Horizontal**

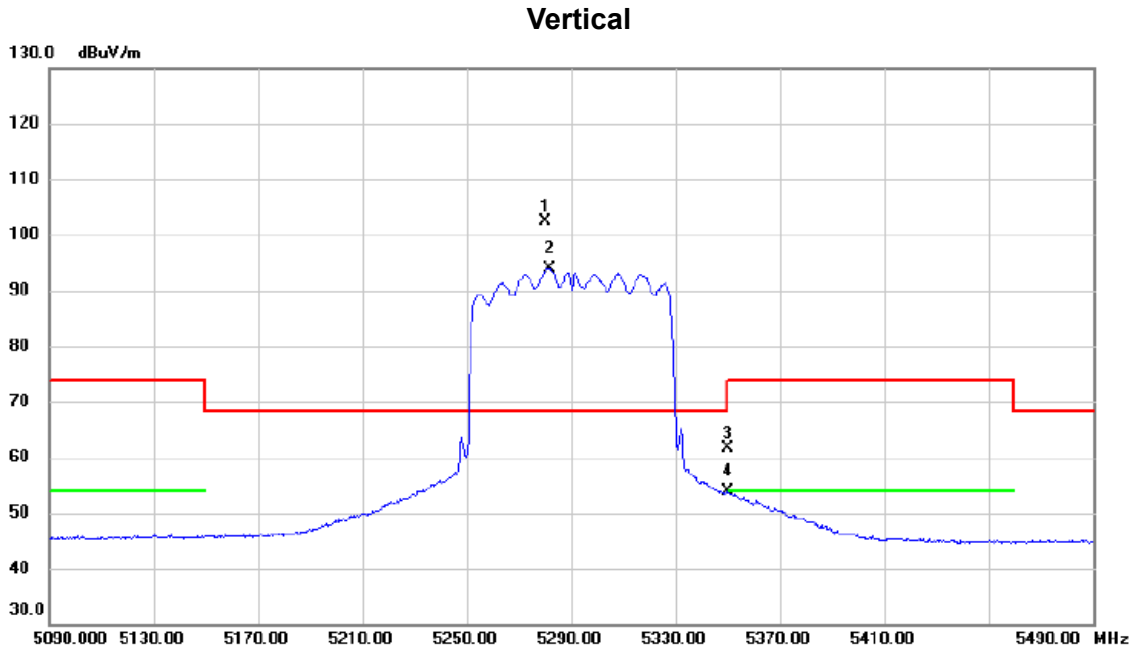


No.	Freq. MHz	Reading Level dBuV/m	Correct Factor dB	Measure ment dBuV/m	Limit dBuV/m	Margin dB	Detector	Comment
1	10623.3450	37.64	10.92	48.56	74.00	-25.44	Peak	
2 *	10624.4700	25.91	10.92	36.83	54.00	-17.17	AVG	

**REMARKS:**

- (1) Measurement Value = Reading Level + Correct Factor.
- (2) Margin Level = Measurement Value - Limit Value.

Orthogonal Axis	X
Test Mode	UNII-2A_TX AC (VHT80) Mode 5290 MHz



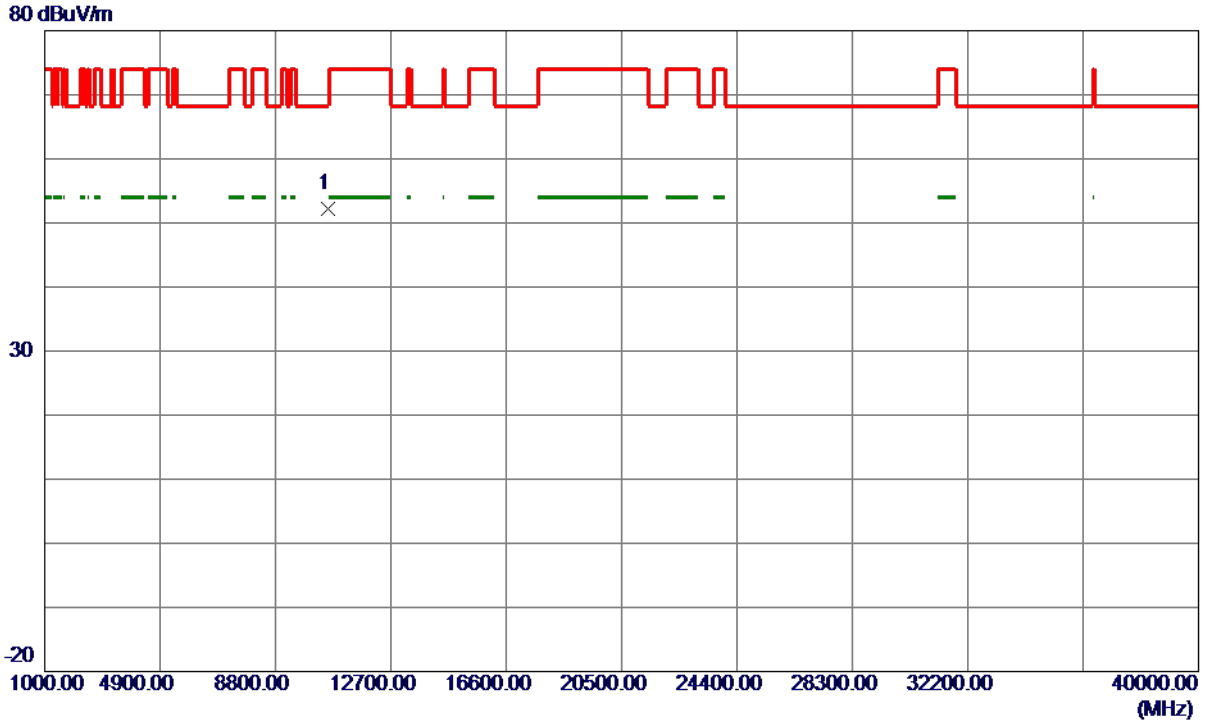
No.	Mk.	Freq. MHz	Reading Level dBuV	Correct Factor dB	Measure- ment dBuV/m	Limit dBuV/m	Margin dB	Detector	Comment
1	*	5280.200	87.63	14.87	102.50	68.30	34.20	peak	No Limit
2	X	5281.800	79.11	14.88	93.99	68.30	25.69	AVG	No Limit
3		5350.000	46.77	14.96	61.73	74.00	-12.27	peak	
4		5350.000	38.80	14.96	53.76	54.00	-0.24	AVG	

**REMARKS:**

- (1) Measurement Value = Reading Level + Correct Factor.
- (2) Margin Level = Measurement Value - Limit Value.

Orthogonal Axis	X
Test Mode	UNII-2A_TX AC (VHT80) Mode 5290 MHz

**Vertical**



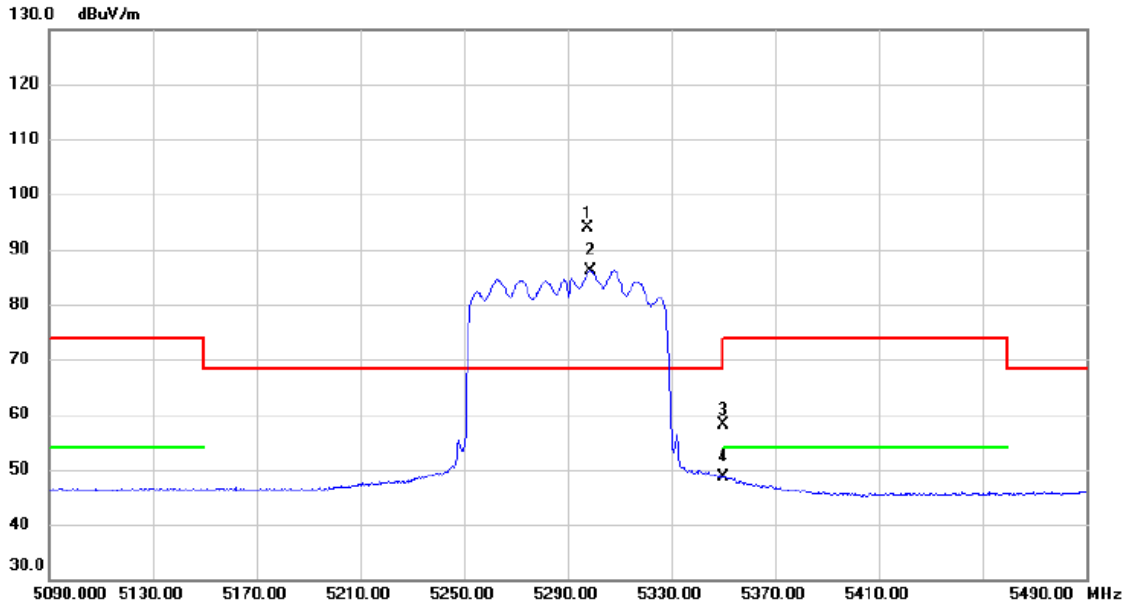
No.	Freq. MHz	Reading Level dBuV/m	Correct Factor dB	Measure ment dBuV/m	Limit dBuV/m	Margin dB	Detector	Comment
1 *	10580.4700	41.37	10.90	52.27	68.30	-16.03	Peak	

**REMARKS:**

- (1) Measurement Value = Reading Level + Correct Factor.
- (2) Margin Level = Measurement Value - Limit Value.

Orthogonal Axis	X
Test Mode	UNII-2A_TX AC (VHT80) Mode 5290 MHz

**Horizontal**



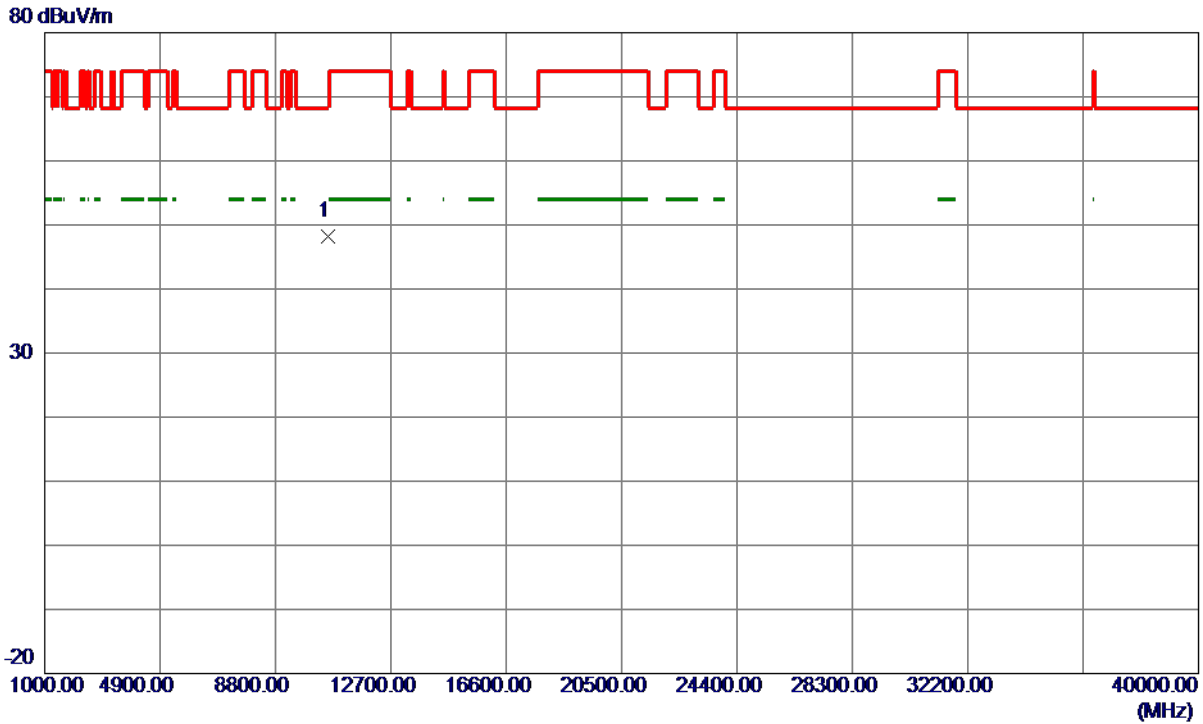
No.	Mk.	Freq. MHz	Reading Level dBuV	Correct Factor dB	Measure- ment dBuV/m	Limit dBuV/m	Margin dB	Detector	Comment
1	*	5297.800	77.92	16.03	93.95	68.30	25.65	peak	No Limit
2	X	5298.800	70.08	16.03	86.11	68.30	17.81	AVG	No Limit
3		5350.000	41.98	16.13	58.11	74.00	-15.89	peak	
4		5350.000	32.49	16.13	48.62	54.00	-5.38	AVG	

**REMARKS:**

- (1) Measurement Value = Reading Level + Correct Factor.
- (2) Margin Level = Measurement Value - Limit Value.

Orthogonal Axis	X
Test Mode	UNII-2A_TX AC (VHT80) Mode 5290 MHz

**Horizontal**



No.	Freq. MHz	Reading Level dBuV/m	Correct Factor dB	Measure ment dBuV/m	Limit dBuV/m	Margin dB	Detector	Comment
1 *	10581.4150	37.26	10.90	48.16	68.30	-20.14	Peak	

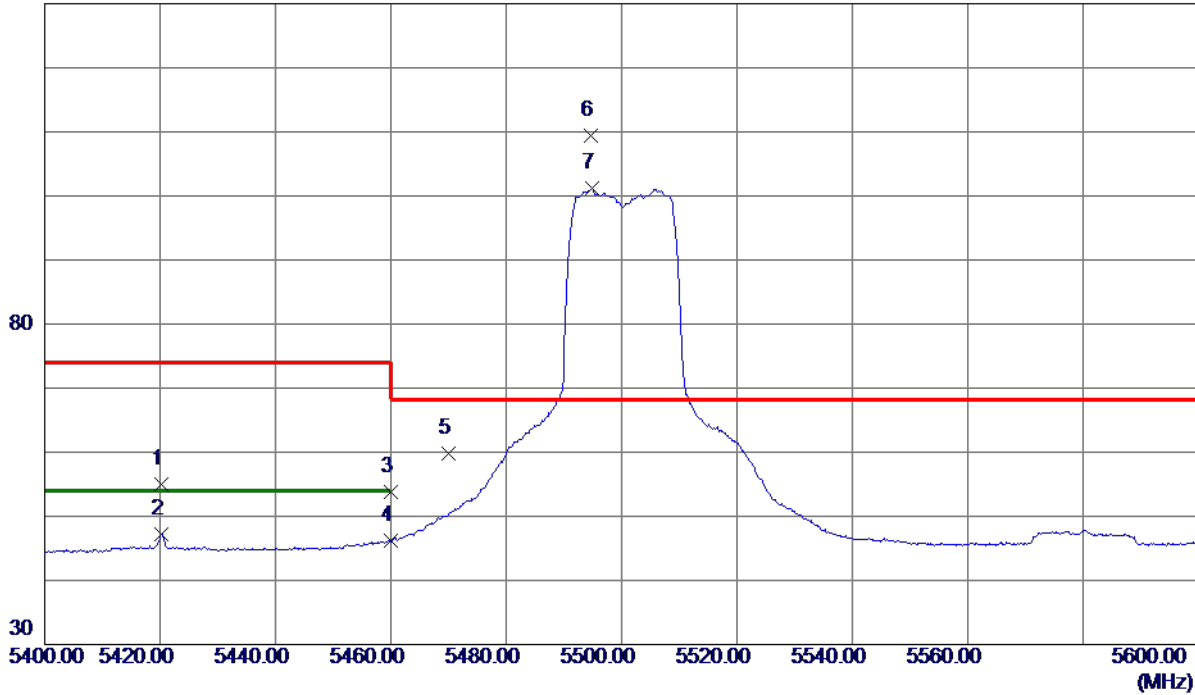
**REMARKS:**

- (1) Measurement Value = Reading Level + Correct Factor.
- (2) Margin Level = Measurement Value - Limit Value.

Orthogonal Axis	X
Test Mode	UNII-2C_TX AC (VHT20) Mode 5500 MHz

**Vertical**

130 dBuV/m



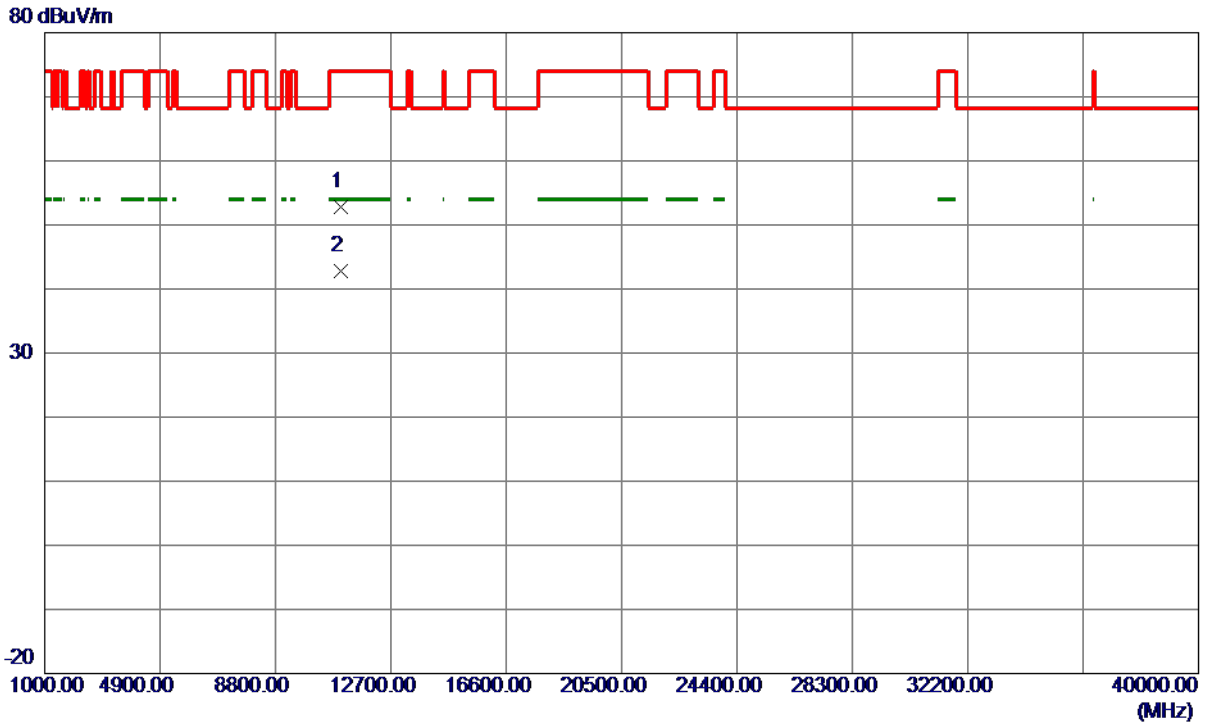
No.	Freq. MHz	Reading Level dBuV/m	Correct Factor dB	Measure ment dBuV/m	Limit dBuV/m	Margin dB	Detector	Comment
1	5420.3000	39.99	15.06	55.05	74.00	-18.95	Peak	
2	5420.3000	32.20	15.06	47.26	54.00	-6.74	AVG	
3	5460.0000	38.63	15.11	53.74	74.00	-20.26	Peak	
4	5460.0000	31.07	15.11	46.18	54.00	-7.82	AVG	
5	5470.0000	44.73	15.12	59.85	68.30	-8.45	Peak	
6 *	5494.7000	94.18	15.15	109.33	68.30	41.03	Peak	No Limit
7	5494.9000	86.01	15.15	101.16	999.00	-897.84	AVG	No Limit

**REMARKS:**

- (1) Measurement Value = Reading Level + Correct Factor.
- (2) Margin Level = Measurement Value - Limit Value.

Orthogonal Axis	X
Test Mode	UNII-2C_TX AC (VHT20) Mode 5500 MHz

**Vertical**



No.	Freq. MHz	Reading Level dBuV/m	Correct Factor dB	Measure ment dBuV/m	Limit dBuV/m	Margin dB	Detector	Comment
1	10998.8700	41.76	11.12	52.88	74.00	-21.12	Peak	
2 *	11000.3949	31.65	11.12	42.77	54.00	-11.23	AVG	

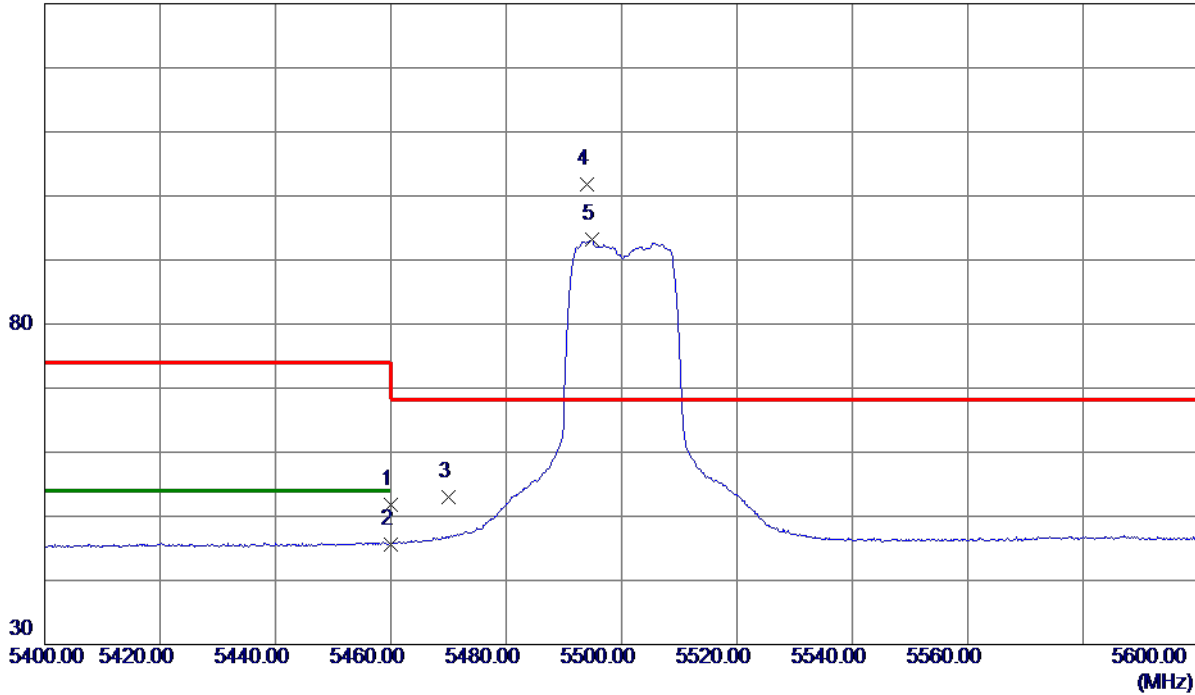
**REMARKS:**

- (1) Measurement Value = Reading Level + Correct Factor.
- (2) Margin Level = Measurement Value - Limit Value.

Orthogonal Axis	X
Test Mode	UNII-2C_TX AC (VHT20) Mode 5500 MHz

### Horizontal

130 dBuV/m



No.	Freq. MHz	Reading Level dBuV/m	Correct Factor dB	Measure ment dBuV/m	Limit dBuV/m	Margin dB	Detector	Comment
1	5460.0000	35.54	16.35	51.89	74.00	-22.11	Peak	
2	5460.0000	29.31	16.35	45.66	54.00	-8.34	AVG	
3	5470.0000	36.60	16.37	52.97	68.30	-15.33	Peak	
4 *	5493.9000	85.39	16.42	101.81	68.30	33.51	Peak	No Limit
5	5494.8000	76.69	16.42	93.11	999.00	-905.89	AVG	No Limit

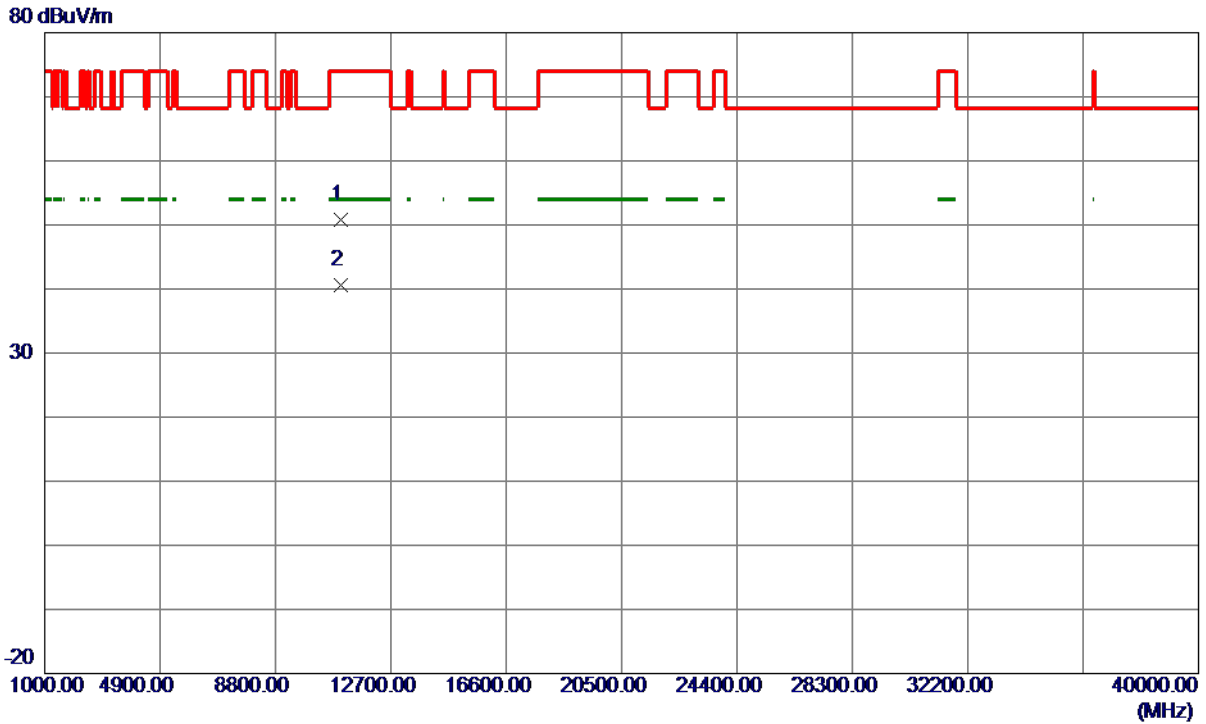
**REMARKS:**

- (1) Measurement Value = Reading Level + Correct Factor.
- (2) Margin Level = Measurement Value - Limit Value.



Orthogonal Axis	X
Test Mode	UNII-2C_TX AC (VHT20) Mode 5500 MHz

**Horizontal**



No.	Freq. MHz	Reading Level dBuV/m	Correct Factor dB	Measure ment dBuV/m	Limit dBuV/m	Margin dB	Detector	Comment
1	10999.5250	39.67	11.12	50.79	74.00	-23.21	Peak	
2 *	11000.1150	29.49	11.12	40.61	54.00	-13.39	AVG	

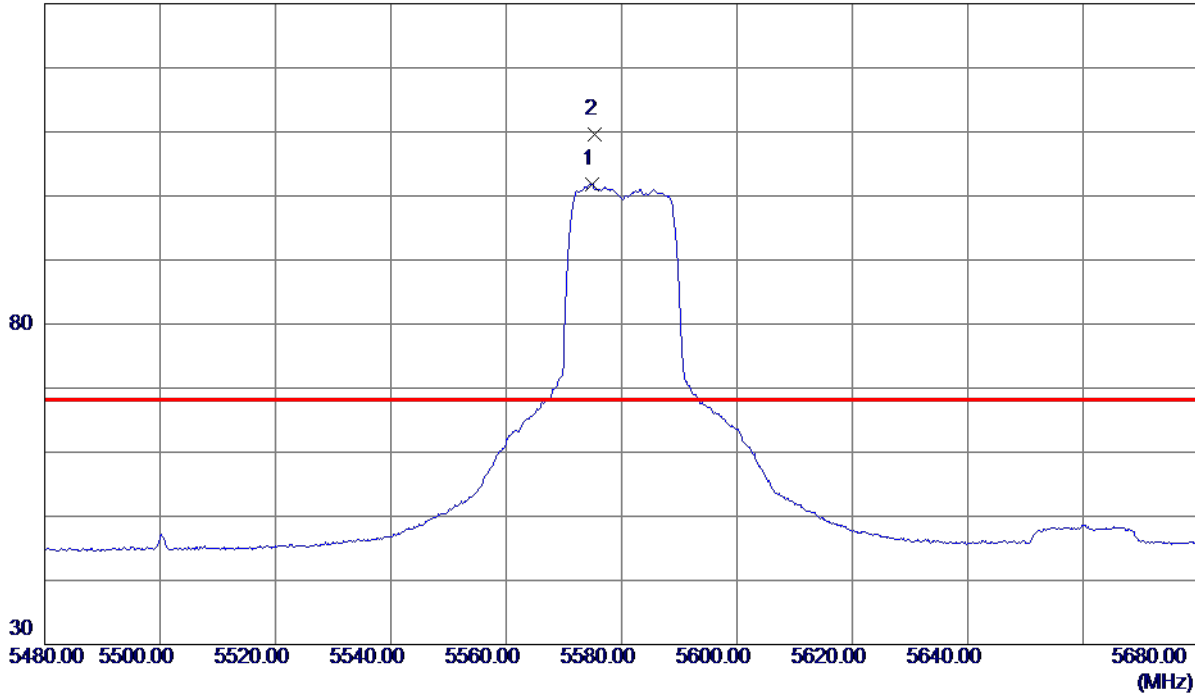
**REMARKS:**

- (1) Measurement Value = Reading Level + Correct Factor.
- (2) Margin Level = Measurement Value - Limit Value.

Orthogonal Axis	X
Test Mode	UNII-2C_TX AC (VHT20) Mode 5580 MHz

**Vertical**

130 dBuV/m



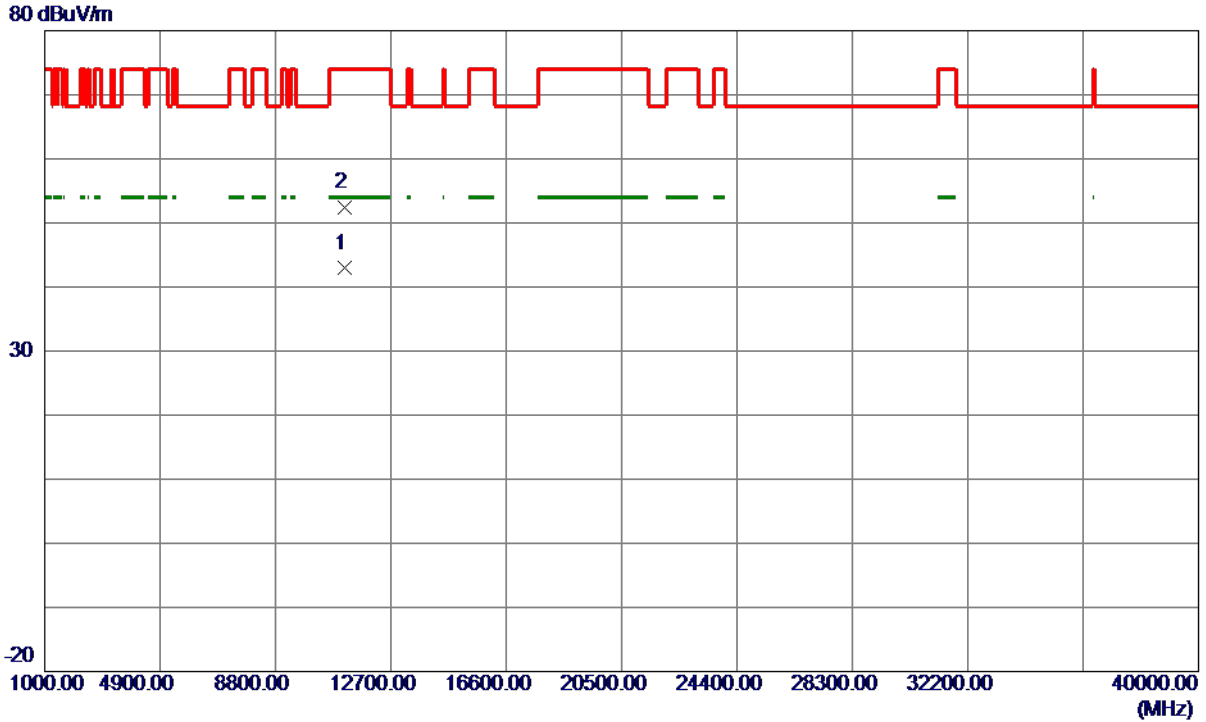
No.	Freq. MHz	Reading Level dBuV/m	Correct Factor dB	Measure ment dBuV/m	Limit dBuV/m	Margin dB	Detector	Comment
1	5574.8000	86.60	15.27	101.87	999.00	-897.13	AVG	No Limit
2 *	5575.3000	94.41	15.27	109.68	68.30	41.38	Peak	No Limit

**REMARKS:**

- (1) Measurement Value = Reading Level + Correct Factor.
- (2) Margin Level = Measurement Value - Limit Value.

Orthogonal Axis	X
Test Mode	UNII-2C_TX AC (VHT20) Mode 5580 MHz

Vertical



No.	Freq. MHz	Reading Level dBuV/m	Correct Factor dB	Measure ment dBuV/m	Limit dBuV/m	Margin dB	Detector	Comment
1 *	11160.6449	31.63	11.27	42.90	54.00	-11.10	AVG	
2	11161.3350	41.22	11.27	52.49	74.00	-21.51	Peak	

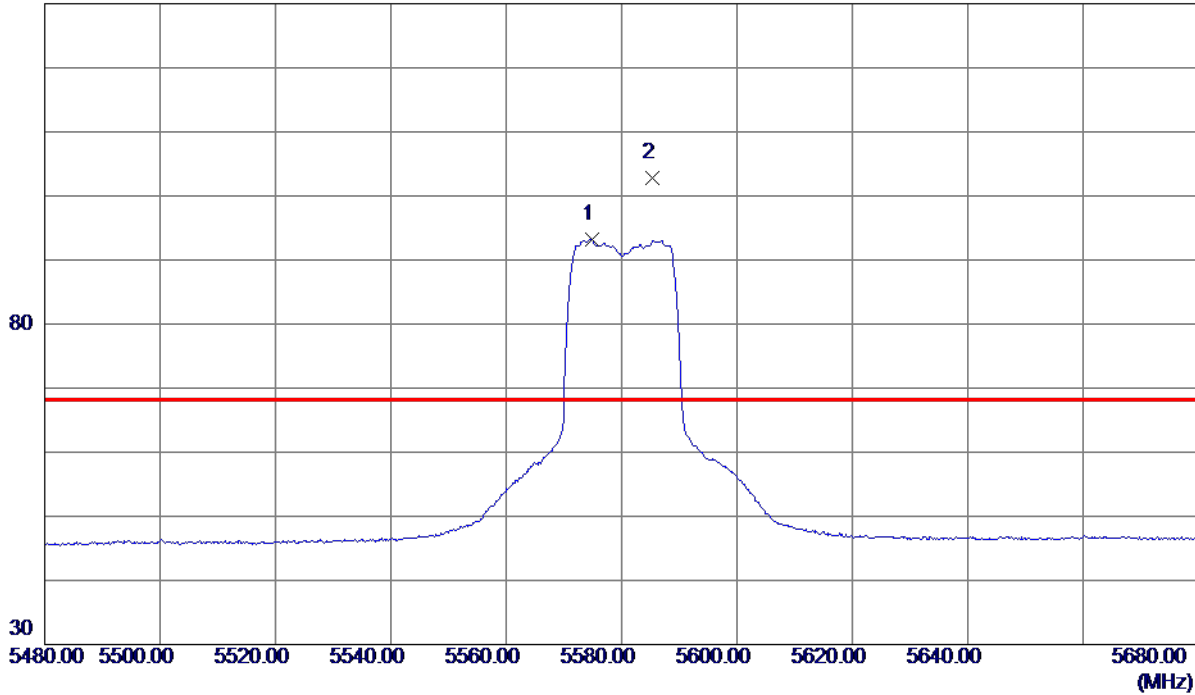
REMARKS:

- (1) Measurement Value = Reading Level + Correct Factor.
- (2) Margin Level = Measurement Value - Limit Value.

Orthogonal Axis	X
Test Mode	UNII-2C_TX AC (VHT20) Mode 5580 MHz

**Horizontal**

130 dBuV/m



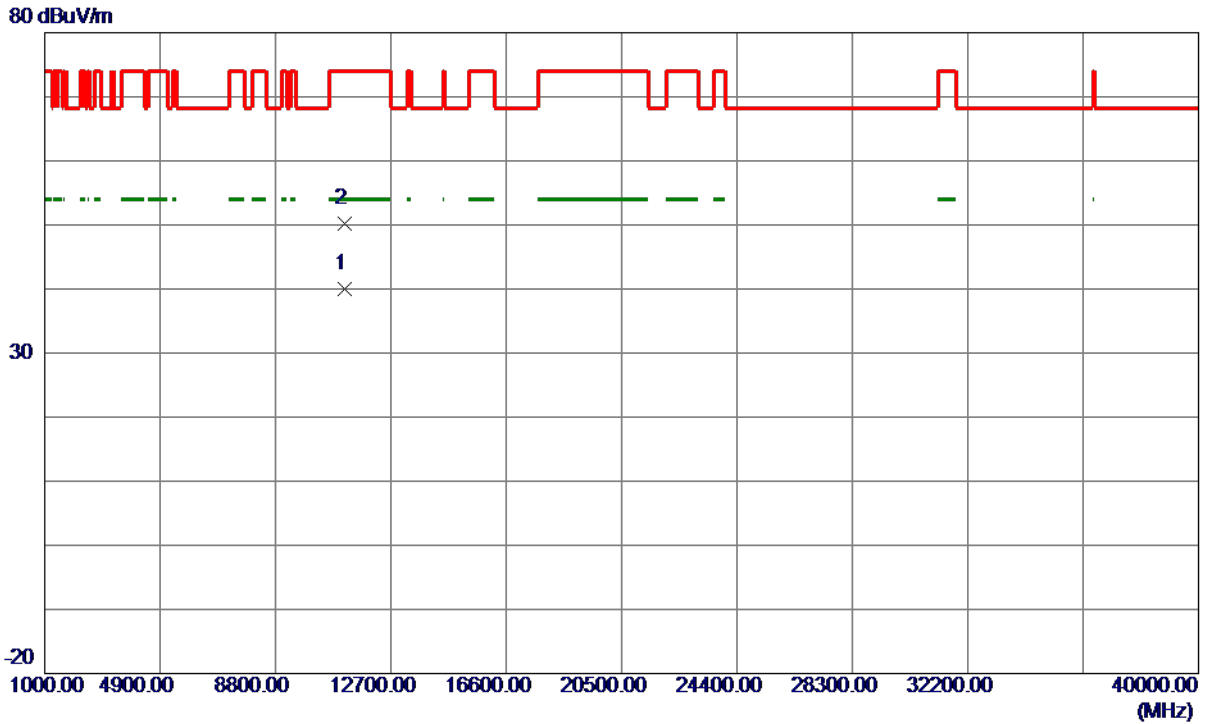
No.	Freq. MHz	Reading Level dBuV/m	Correct Factor dB	Measure ment dBuV/m	Limit dBuV/m	Margin dB	Detector	Comment
1	5574.9000	76.73	16.50	93.23	999.00	-905.77	AVG	No Limit
2 *	5585.4000	86.30	16.51	102.81	68.30	34.51	Peak	No Limit

**REMARKS:**

- (1) Measurement Value = Reading Level + Correct Factor.
- (2) Margin Level = Measurement Value - Limit Value.

Orthogonal Axis	X
Test Mode	UNII-2C_TX AC (VHT20) Mode 5580 MHz

**Horizontal**



No.	Freq. MHz	Reading Level dBuV/m	Correct Factor dB	Measure ment dBuV/m	Limit dBuV/m	Margin dB	Detector	Comment
1 *	11155.5500	28.81	11.26	40.07	54.00	-13.93	AVG	
2	11160.7550	38.95	11.27	50.22	74.00	-23.78	Peak	

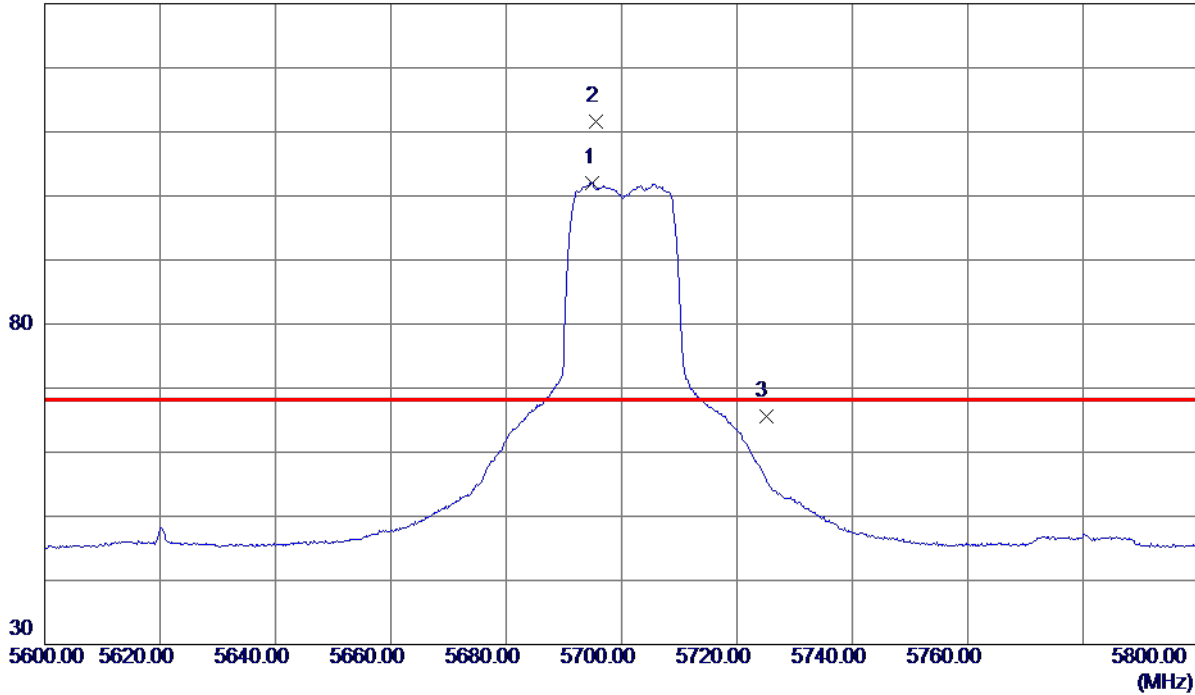
**REMARKS:**

- (1) Measurement Value = Reading Level + Correct Factor.
- (2) Margin Level = Measurement Value - Limit Value.

Orthogonal Axis	X
Test Mode	UNII-2C_TX AC (VHT20) Mode 5700 MHz

**Vertical**

130 dBuV/m



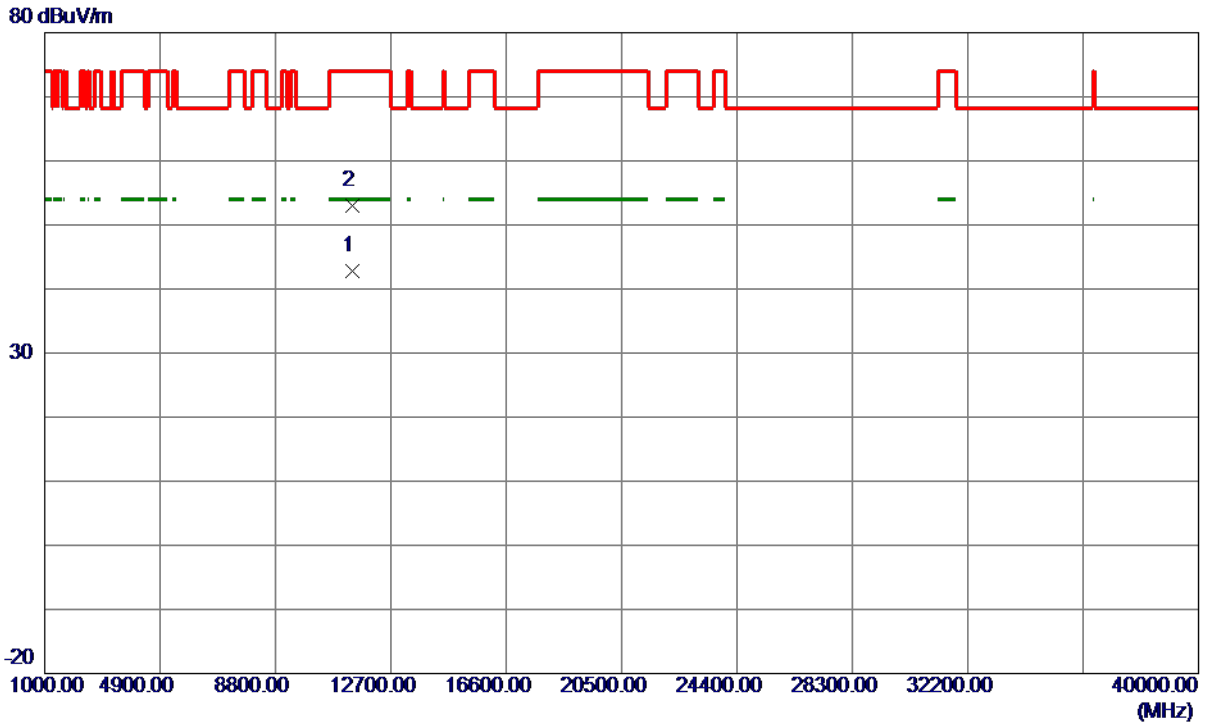
No.	Freq. MHz	Reading Level dBuV/m	Correct Factor dB	Measure ment dBuV/m	Limit dBuV/m	Margin dB	Detector	Comment
1	5695.0000	86.60	15.44	102.04	999.00	-896.96	AVG	No Limit
2 *	5695.5000	96.12	15.44	111.56	68.30	43.26	Peak	No Limit
3	5725.0000	50.12	15.48	65.60	68.30	-2.70	Peak	

**REMARKS:**

- (1) Measurement Value = Reading Level + Correct Factor.
- (2) Margin Level = Measurement Value - Limit Value.

Orthogonal Axis	X
Test Mode	UNII-2C_TX AC (VHT20) Mode 5700 MHz

**Vertical**



No.	Freq. MHz	Reading Level dBuV/m	Correct Factor dB	Measure ment dBuV/m	Limit dBuV/m	Margin dB	Detector	Comment
1 *	11400.5350	31.24	11.49	42.73	54.00	-11.27	AVG	
2	11403.9900	41.57	11.49	53.06	74.00	-20.94	Peak	

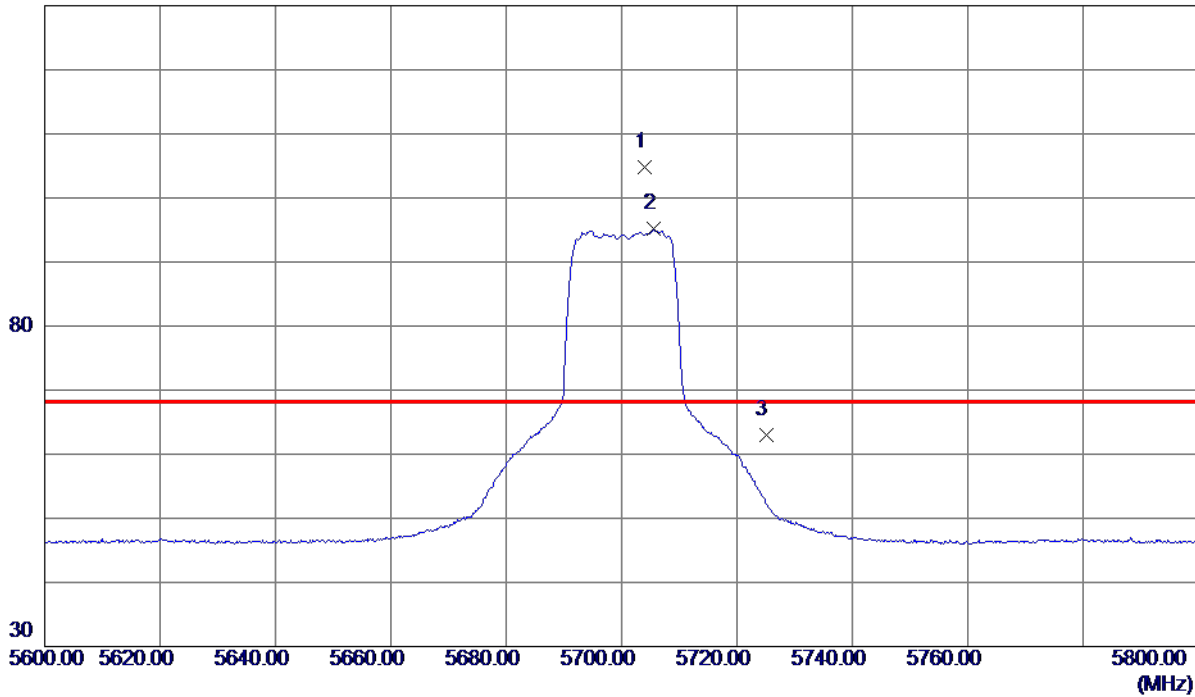
**REMARKS:**

- (1) Measurement Value = Reading Level + Correct Factor.
- (2) Margin Level = Measurement Value - Limit Value.

Orthogonal Axis	X
Test Mode	UNII-2C_TX AC (VHT20) Mode 5700 MHz

### Horizontal

130 dBuV/m



No.	Freq. MHz	Reading Level dBuV/m	Correct Factor dB	Measure ment dBuV/m	Limit dBuV/m	Margin dB	Detector	Comment
1 *	5704.1000	88.17	16.62	104.79	68.30	36.49	Peak	No Limit
2	5705.5000	78.52	16.62	95.14	999.00	-903.86	AVG	No Limit
3	5725.0000	46.42	16.64	63.06	68.30	-5.24	Peak	

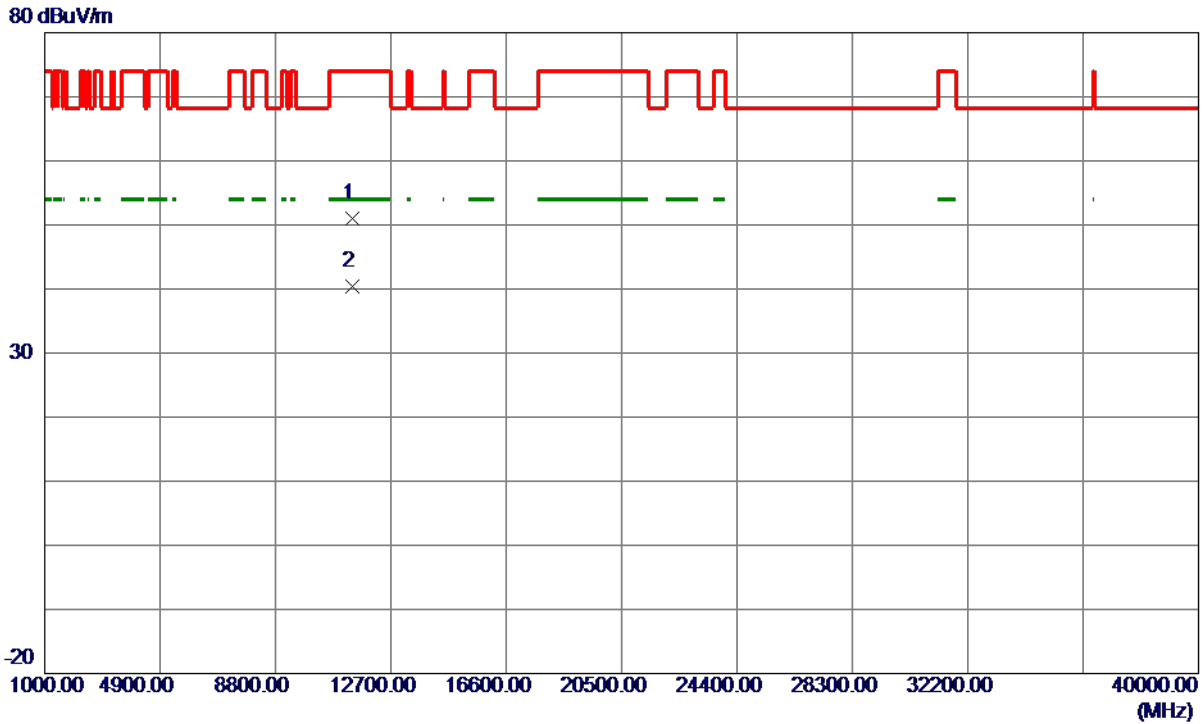
**REMARKS:**

- (1) Measurement Value = Reading Level + Correct Factor.
- (2) Margin Level = Measurement Value - Limit Value.



Orthogonal Axis	X
Test Mode	UNII-2C_TX AC (VHT20) Mode 5700 MHz

**Horizontal**



No.	Freq. MHz	Reading Level dBuV/m	Correct Factor dB	Measure ment dBuV/m	Limit dBuV/m	Margin dB	Detector	Comment
1	11395.4450	39.52	11.48	51.00	74.00	-23.00	Peak	
2 *	11400.4600	28.85	11.49	40.34	54.00	-13.66	AVG	

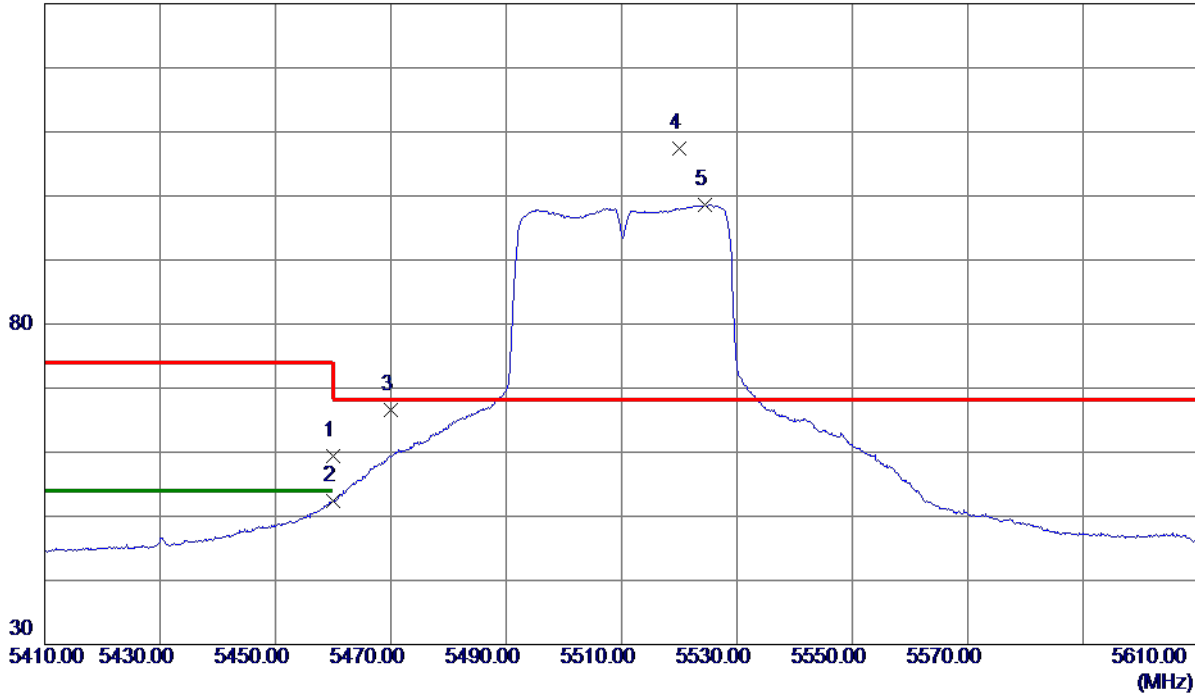
**REMARKS:**

- (1) Measurement Value = Reading Level + Correct Factor.
- (2) Margin Level = Measurement Value - Limit Value.

Orthogonal Axis	X
Test Mode	UNII-2C_TX AC (VHT40) Mode 5510 MHz

**Vertical**

130 dBuV/m



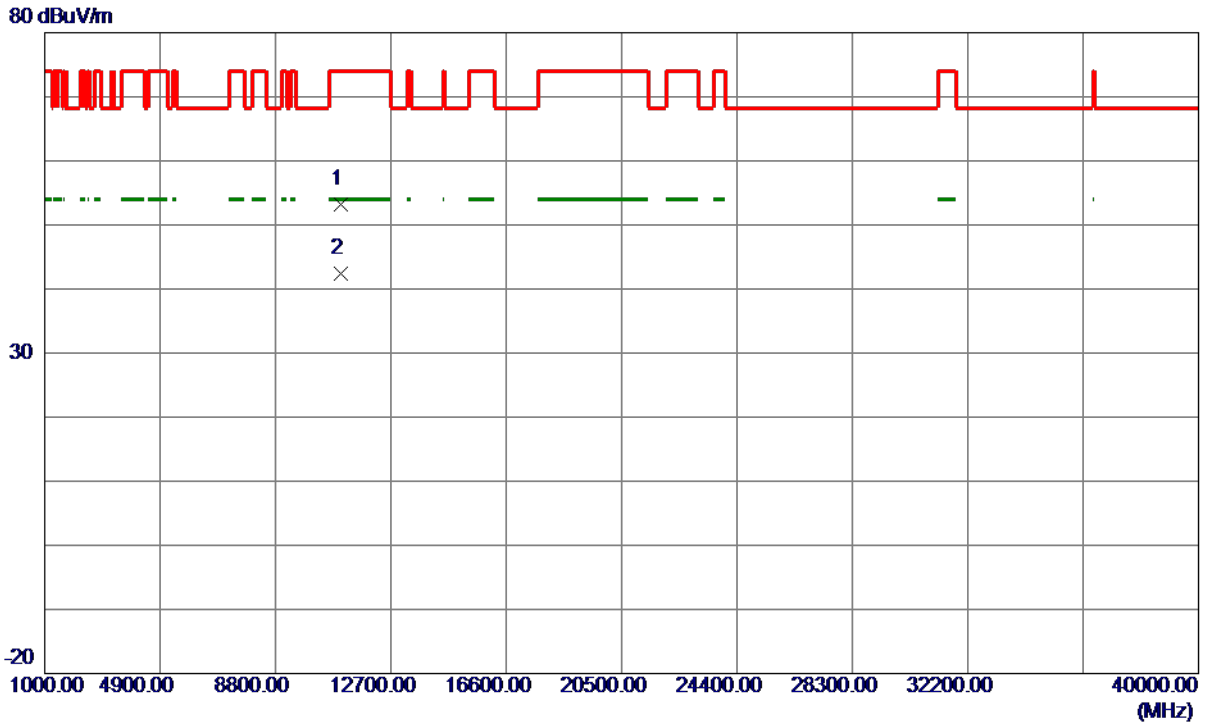
No.	Freq. MHz	Reading Level dBuV/m	Correct Factor dB	Measure ment dBuV/m	Limit dBuV/m	Margin dB	Detector	Comment
1	5460.0000	44.23	15.11	59.34	74.00	-14.66	Peak	
2	5460.0000	37.23	15.11	52.34	54.00	-1.66	AVG	
3	5470.0000	51.56	15.12	66.68	68.30	-1.62	Peak	
4 *	5519.9000	92.23	15.19	107.42	68.30	39.12	Peak	No Limit
5	5524.5000	83.42	15.19	98.61	999.00	-900.39	AVG	No Limit

**REMARKS:**

- (1) Measurement Value = Reading Level + Correct Factor.
- (2) Margin Level = Measurement Value - Limit Value.

Orthogonal Axis	X
Test Mode	UNII-2C_TX AC (VHT40) Mode 5510 MHz

**Vertical**



No.	Freq. MHz	Reading Level dBuV/m	Correct Factor dB	Measure ment dBuV/m	Limit dBuV/m	Margin dB	Detector	Comment
1	11019.7800	42.02	11.14	53.16	74.00	-20.84	Peak	
2 *	11020.4550	31.19	11.14	42.33	54.00	-11.67	AVG	

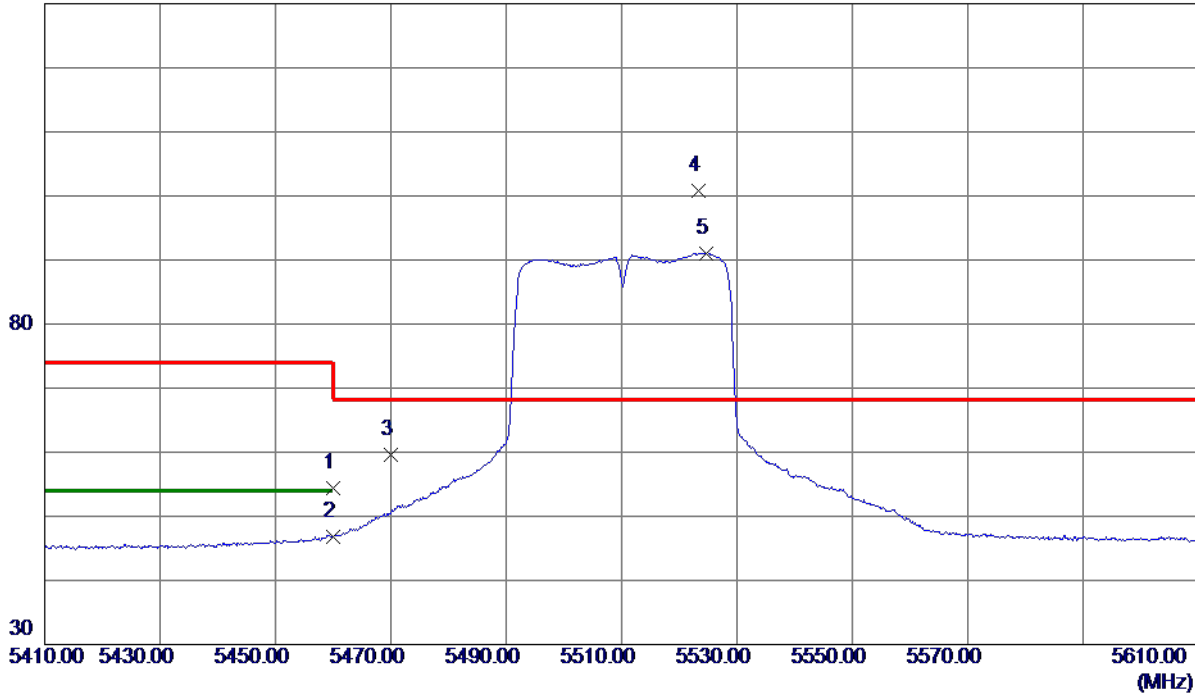
**REMARKS:**

- (1) Measurement Value = Reading Level + Correct Factor.
- (2) Margin Level = Measurement Value - Limit Value.

Orthogonal Axis	X
Test Mode	UNII-2C_TX AC (VHT40) Mode 5510 MHz

### Horizontal

130 dBuV/m



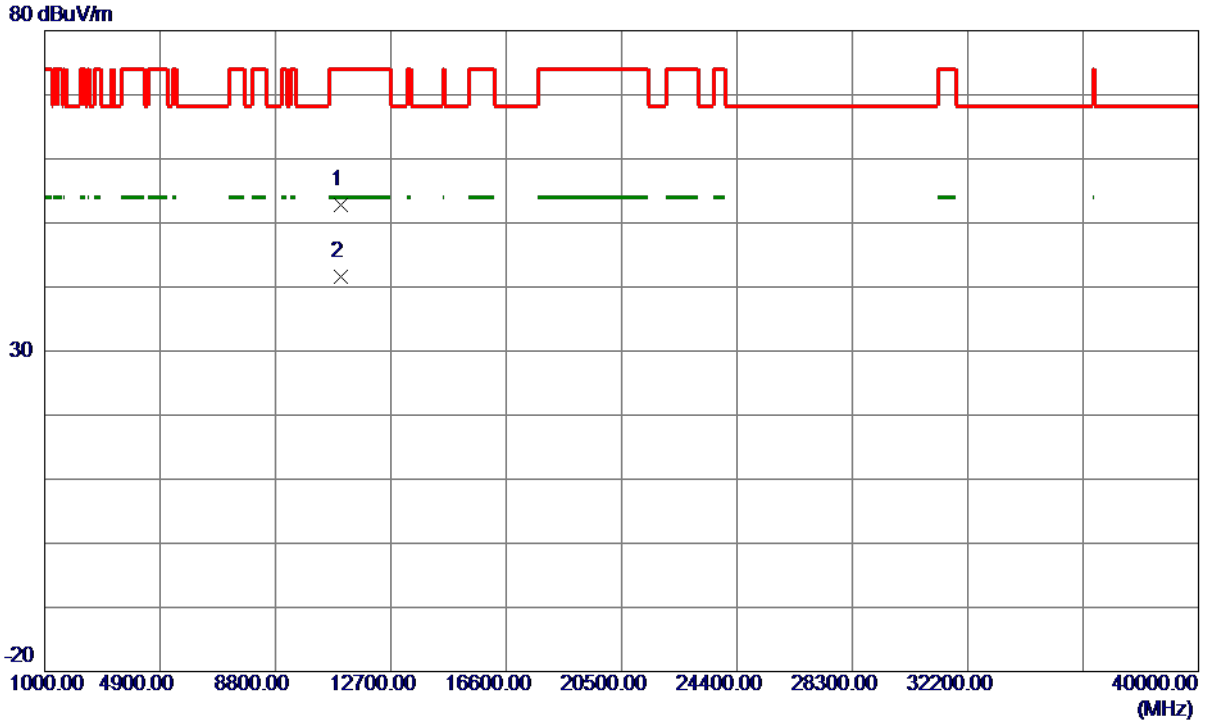
No.	Freq. MHz	Reading Level dBuV/m	Correct Factor dB	Measure ment dBuV/m	Limit dBuV/m	Margin dB	Detector	Comment
1	5460.0000	38.09	16.35	54.44	74.00	-19.56	Peak	
2	5460.0000	30.49	16.35	46.84	54.00	-7.16	AVG	
3	5470.0000	43.32	16.37	59.69	68.30	-8.61	Peak	
4 *	5523.4000	84.38	16.45	100.83	68.30	32.53	Peak	No Limit
5	5524.6000	74.62	16.45	91.07	999.00	-907.93	AVG	No Limit

**REMARKS:**

- (1) Measurement Value = Reading Level + Correct Factor.
- (2) Margin Level = Measurement Value - Limit Value.

Orthogonal Axis	X
Test Mode	UNII-2C_TX AC (VHT40) Mode 5510 MHz

**Horizontal**



No.	Freq. MHz	Reading Level dBuV/m	Correct Factor dB	Measure ment dBuV/m	Limit dBuV/m	Margin dB	Detector	Comment
1	11015.6200	41.67	11.13	52.80	74.00	-21.20	Peak	
2 *	11020.6000	30.37	11.14	41.51	54.00	-12.49	AVG	

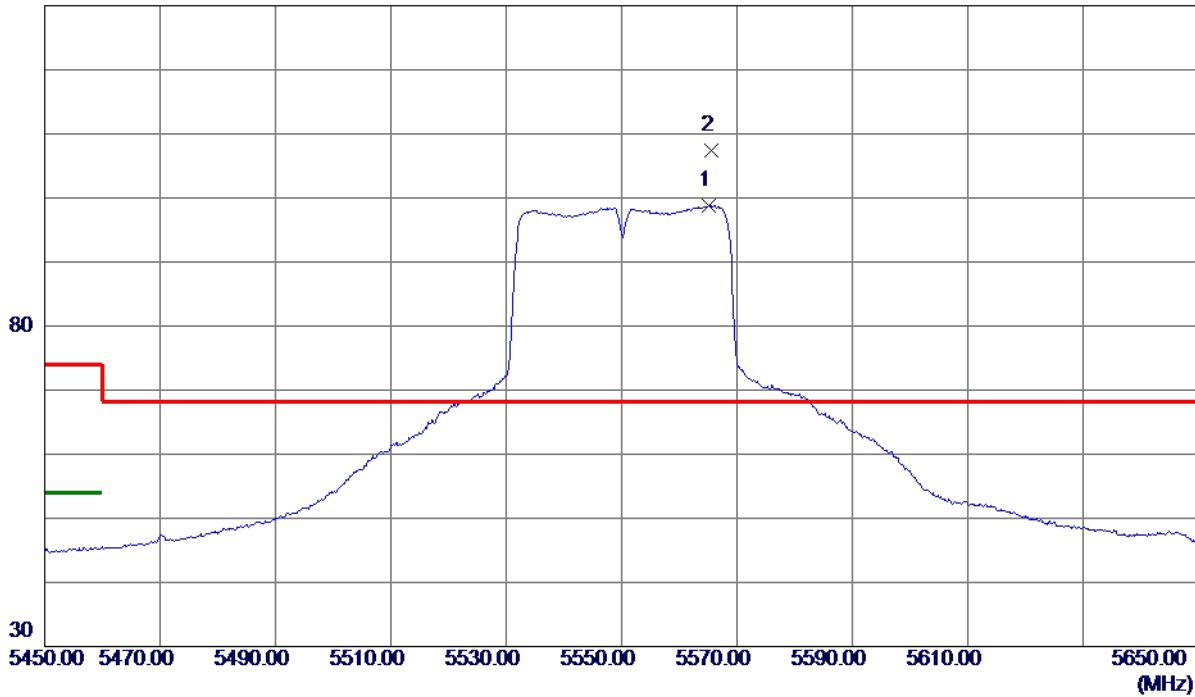
**REMARKS:**

- (1) Measurement Value = Reading Level + Correct Factor.
- (2) Margin Level = Measurement Value - Limit Value.

Orthogonal Axis	X
Test Mode	UNII-2C_TX AC (VHT40) Mode 5550 MHz

**Vertical**

130 dBuV/m



No.	Freq. MHz	Reading Level dBuV/m	Correct Factor dB	Measure ment dBuV/m	Limit dBuV/m	Margin dB	Detector	Comment
1	5565.1000	83.60	15.25	98.85	999.00	-900.15	AVG	No Limit
2 *	5565.5000	92.14	15.25	107.39	68.30	39.09	Peak	No Limit

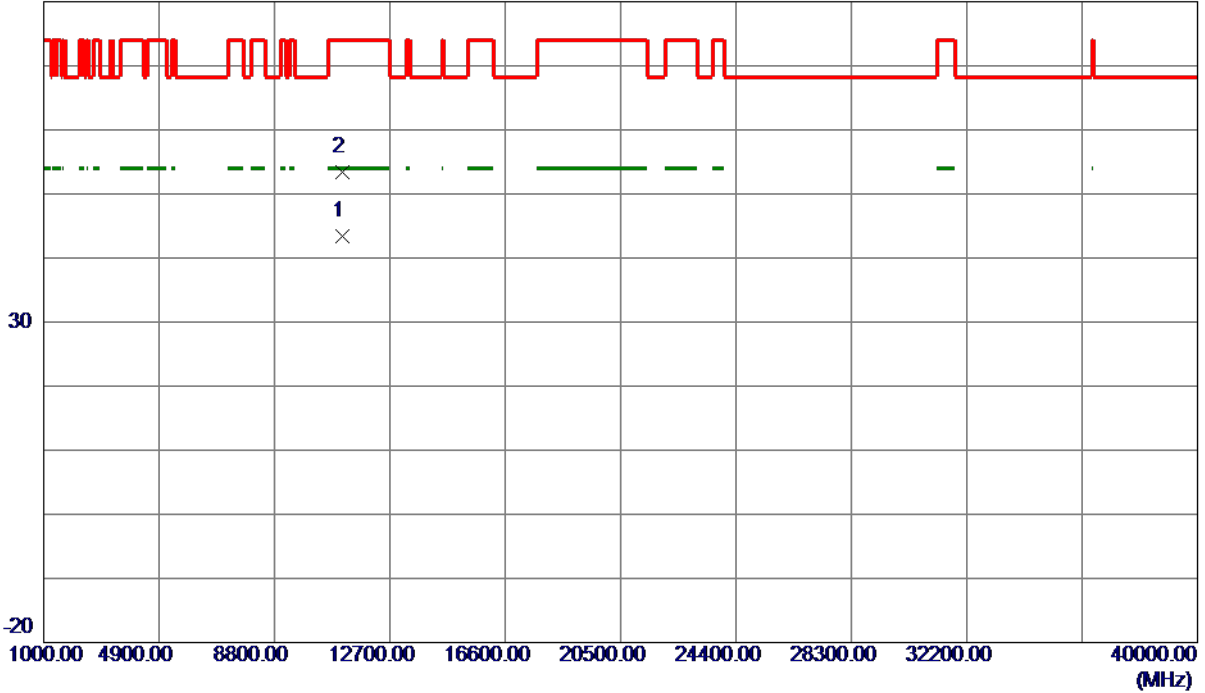
**REMARKS:**

- (1) Measurement Value = Reading Level + Correct Factor.
- (2) Margin Level = Measurement Value - Limit Value.

Orthogonal Axis	X
Test Mode	UNII-2C_TX AC (VHT40) Mode 5550 MHz

**Vertical**

80 dBuV/m



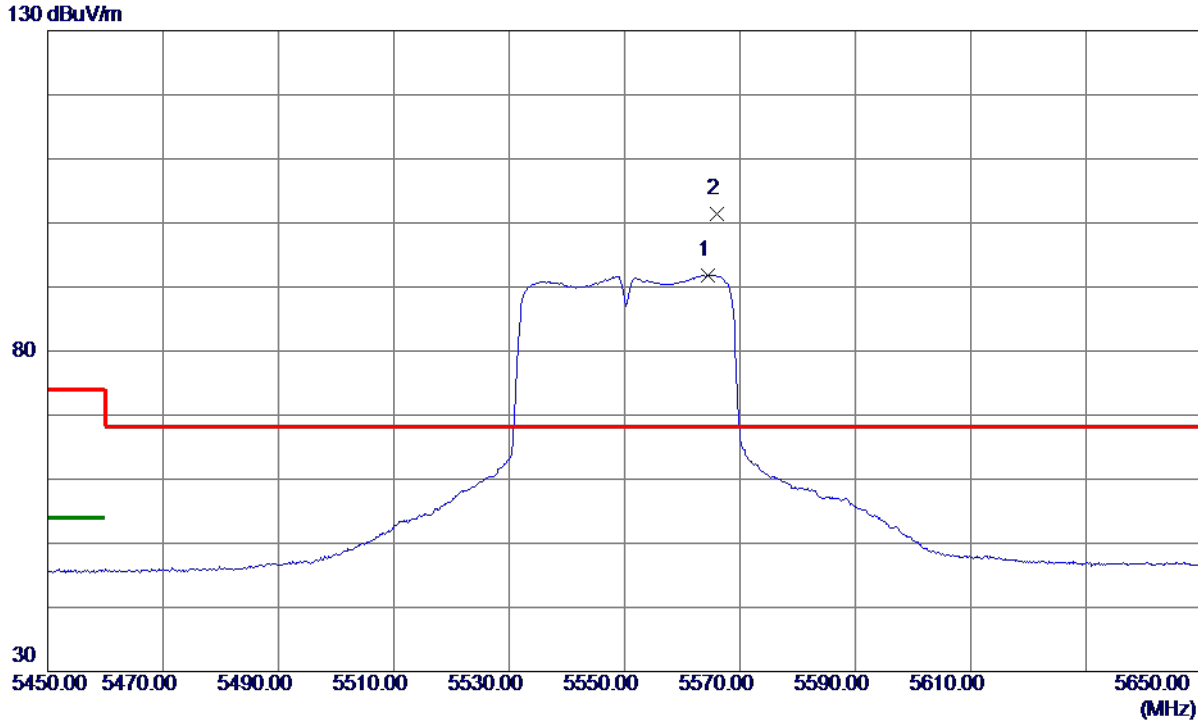
No.	Freq. MHz	Reading Level dBuV/m	Correct Factor dB	Measure ment dBuV/m	Limit dBuV/m	Margin dB	Detector	Comment
1 *	11100.5300	32.25	11.21	43.46	54.00	-10.54	AVG	
2	11100.5599	42.13	11.21	53.34	74.00	-20.66	Peak	

**REMARKS:**

- (1) Measurement Value = Reading Level + Correct Factor.
- (2) Margin Level = Measurement Value - Limit Value.

Orthogonal Axis	X
Test Mode	UNII-2C_TX AC (VHT40) Mode 5550 MHz

**Horizontal**



No.	Freq. MHz	Reading Level dBuV/m	Correct Factor dB	Measure ment dBuV/m	Limit dBuV/m	Margin dB	Detector	Comment
1	5564.5000	75.40	16.49	91.89	999.00	-907.11	AVG	No Limit
2 *	5565.9000	84.95	16.49	101.44	68.30	33.14	Peak	No Limit

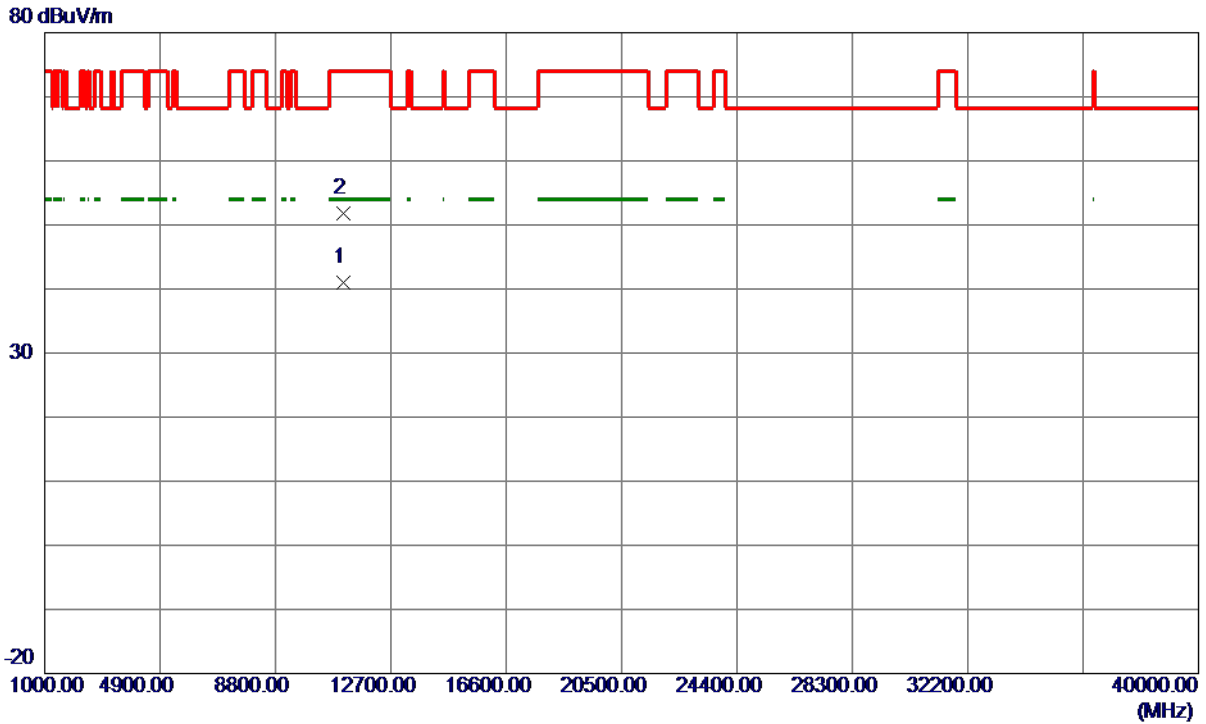
**REMARKS:**

- (1) Measurement Value = Reading Level + Correct Factor.
- (2) Margin Level = Measurement Value - Limit Value.



Orthogonal Axis	X
Test Mode	UNII-2C_TX AC (VHT40) Mode 5550 MHz

**Horizontal**



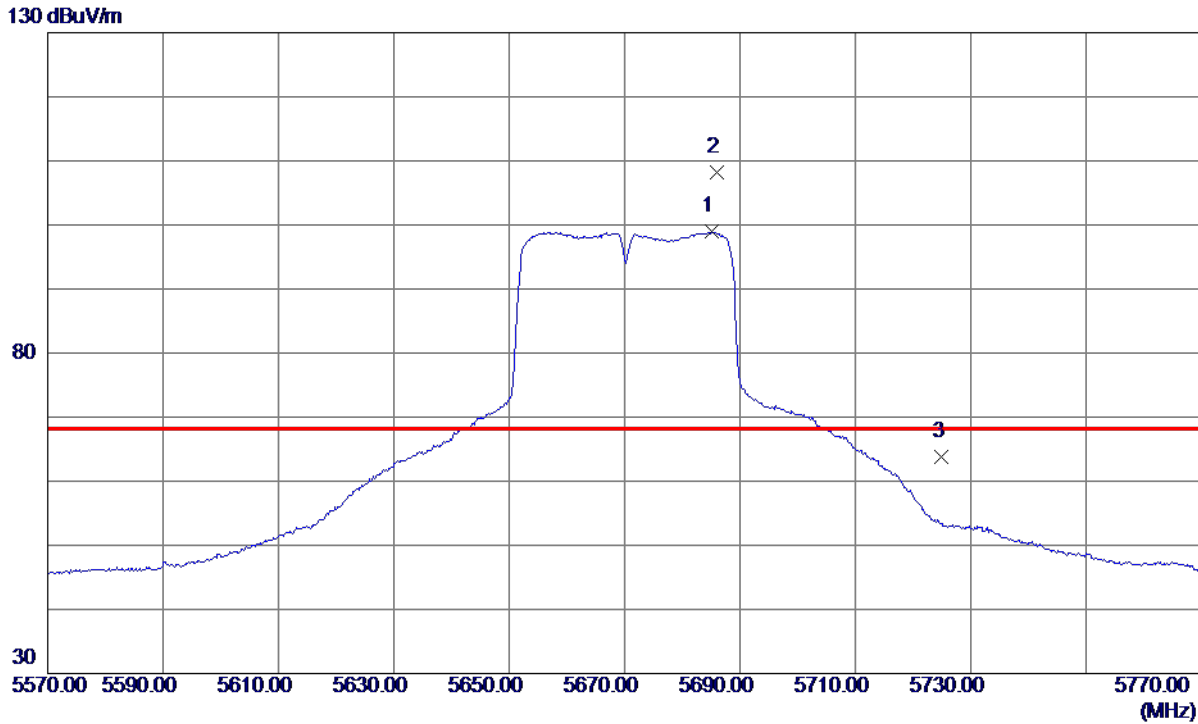
No.	Freq. MHz	Reading Level dBuV/m	Correct Factor dB	Measure ment dBuV/m	Limit dBuV/m	Margin dB	Detector	Comment
1 *	11100.6350	29.82	11.21	41.03	54.00	-12.97	AVG	
2	11103.9600	40.55	11.22	51.77	74.00	-22.23	Peak	

**REMARKS:**

- (1) Measurement Value = Reading Level + Correct Factor.
- (2) Margin Level = Measurement Value - Limit Value.

Orthogonal Axis	X
Test Mode	UNII-2C_TX AC (VHT40) Mode 5670 MHz

Vertical



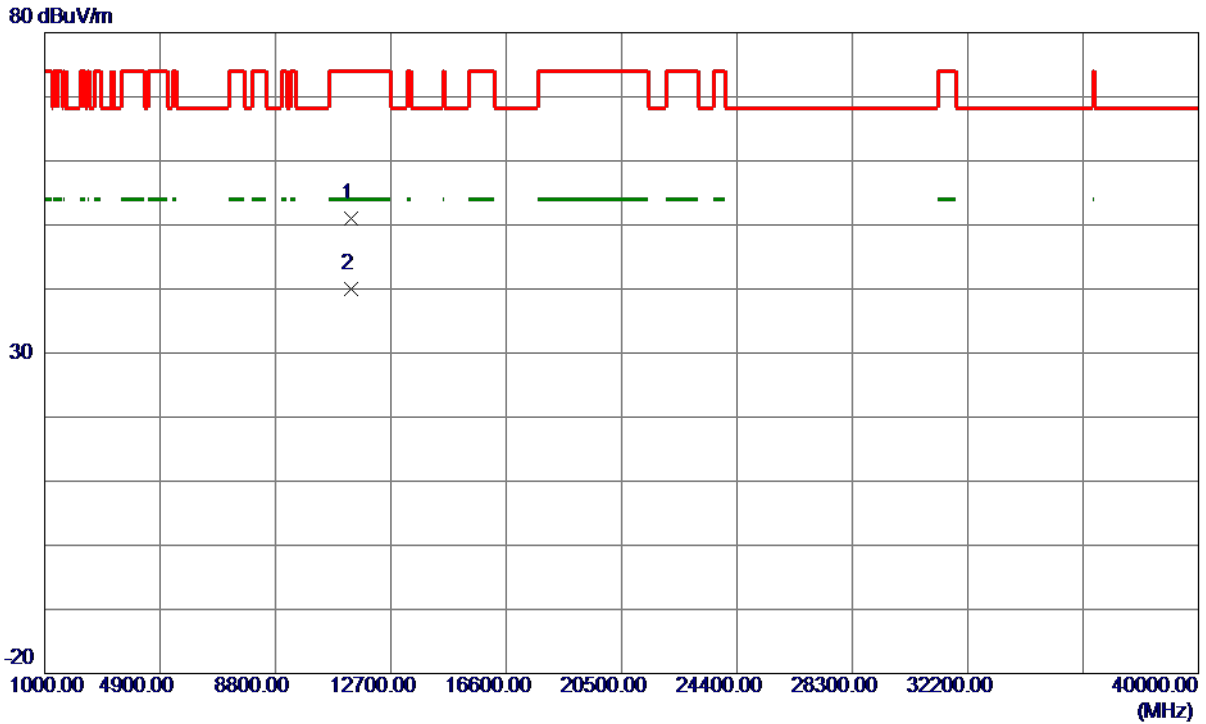
No.	Freq. MHz	Reading Level dBuV/m	Correct Factor dB	Measure ment dBuV/m	Limit dBuV/m	Margin dB	Detector	Comment
1	5685.2000	83.50	15.42	98.92	999.00	-900.08	AVG	No Limit
2 *	5686.0000	92.79	15.42	108.21	68.30	39.91	Peak	No Limit
3	5725.0000	48.33	15.48	63.81	68.30	-4.49	Peak	

REMARKS:

- (1) Measurement Value = Reading Level + Correct Factor.
- (2) Margin Level = Measurement Value - Limit Value.

Orthogonal Axis	X
Test Mode	UNII-2C_TX AC (VHT40) Mode 5670 MHz

**Vertical**



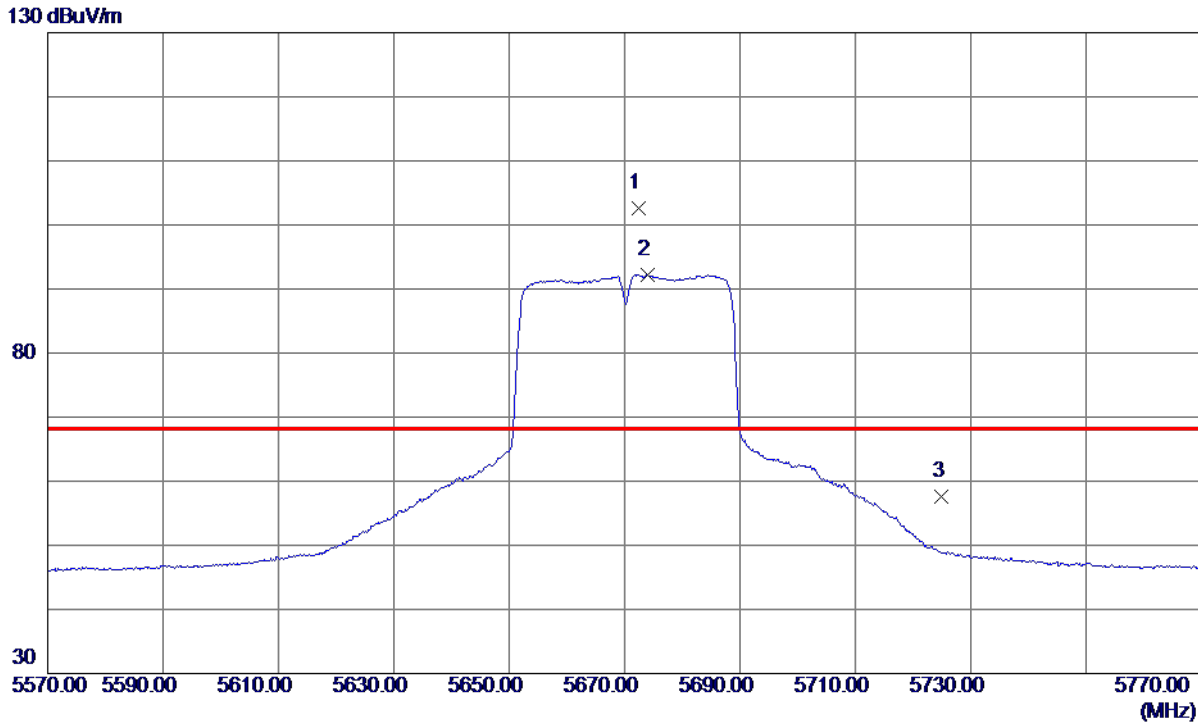
No.	Freq. MHz	Reading Level dBuV/m	Correct Factor dB	Measure ment dBuV/m	Limit dBuV/m	Margin dB	Detector	Comment
1	11338.3700	39.52	11.43	50.95	74.00	-23.05	Peak	
2 *	11340.7900	28.61	11.43	40.04	54.00	-13.96	AVG	

**REMARKS:**

- (1) Measurement Value = Reading Level + Correct Factor.
- (2) Margin Level = Measurement Value - Limit Value.

Orthogonal Axis	X
Test Mode	UNII-2C_TX AC (VHT40) Mode 5670 MHz

**Horizontal**



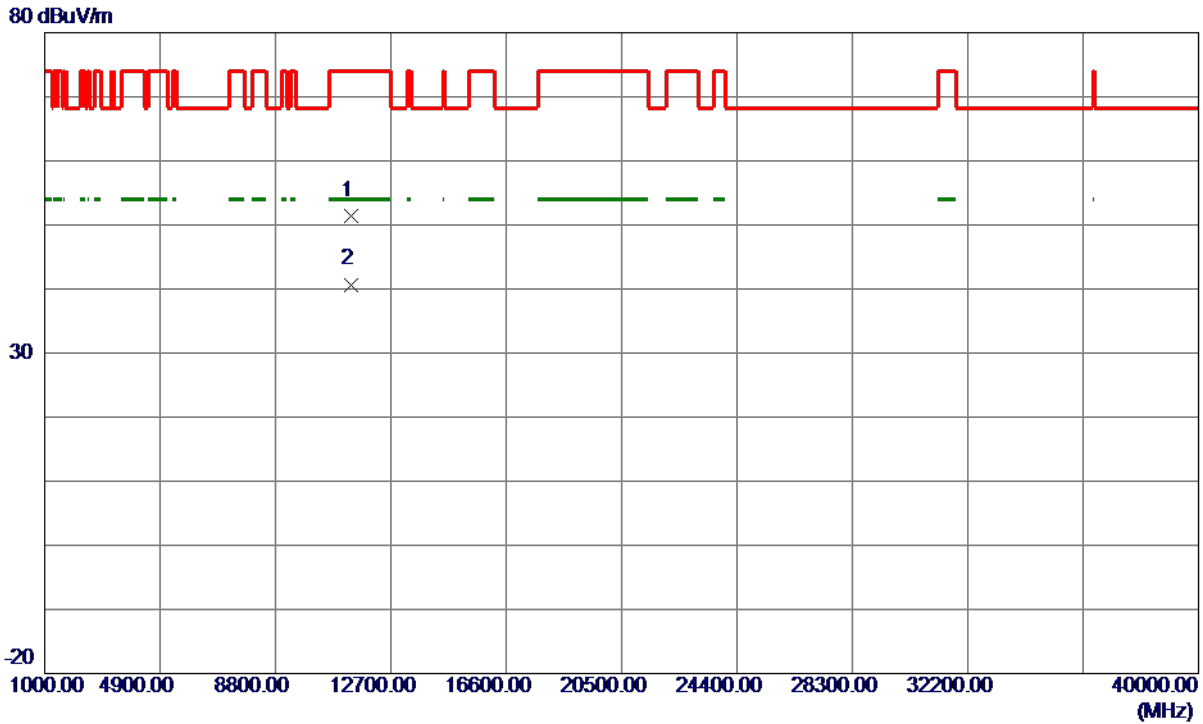
No.	Freq. MHz	Reading Level dBuV/m	Correct Factor dB	Measure ment dBuV/m	Limit dBuV/m	Margin dB	Detector	Comment
1 *	5672.5000	85.96	16.59	102.55	68.30	34.25	Peak	No Limit
2	5674.0000	75.64	16.59	92.23	999.00	-906.77	AVG	No Limit
3	5725.0000	40.91	16.64	57.55	68.30	-10.75	Peak	

**REMARKS:**

- (1) Measurement Value = Reading Level + Correct Factor.
- (2) Margin Level = Measurement Value - Limit Value.

Orthogonal Axis	X
Test Mode	UNII-2C_TX AC (VHT40) Mode 5670 MHz

**Horizontal**



No.	Freq. MHz	Reading Level dBuV/m	Correct Factor dB	Measure ment dBuV/m	Limit dBuV/m	Margin dB	Detector	Comment
1	11335.5350	39.90	11.43	51.33	74.00	-22.67	Peak	
2 *	11340.4900	29.27	11.43	40.70	54.00	-13.30	AVG	

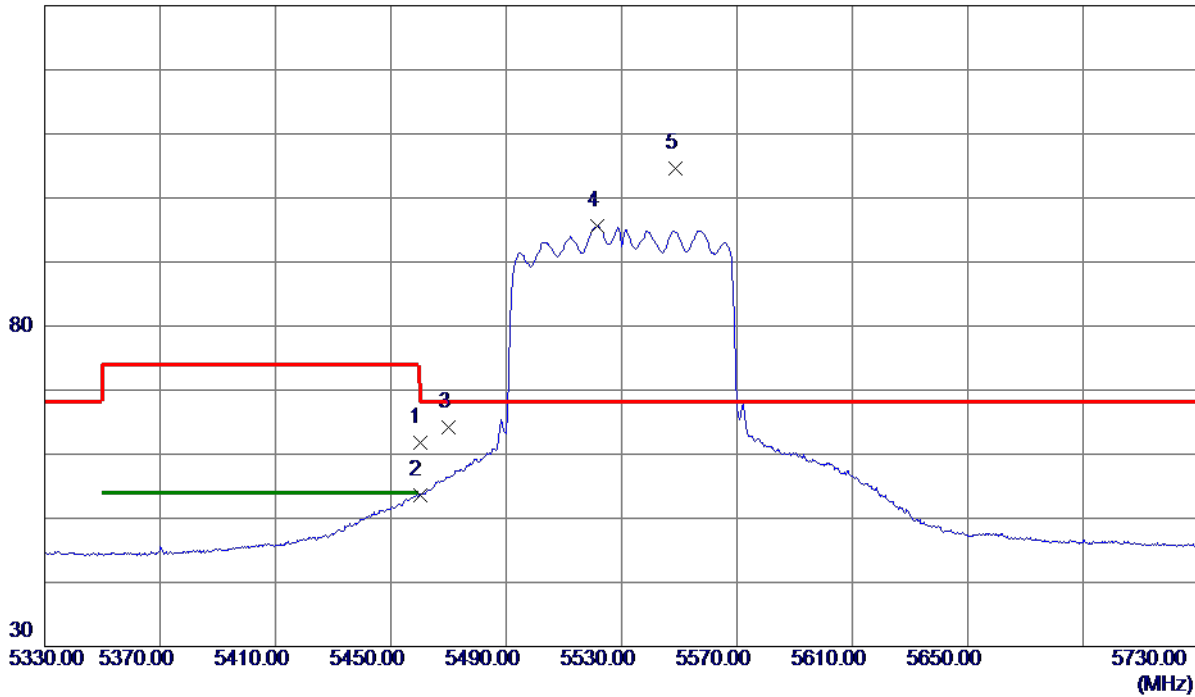
**REMARKS:**

- (1) Measurement Value = Reading Level + Correct Factor.
- (2) Margin Level = Measurement Value - Limit Value.

Orthogonal Axis	X
Test Mode	UNII-2C_TX AC (VHT80) Mode 5530 MHz

**Vertical**

130 dBuV/m



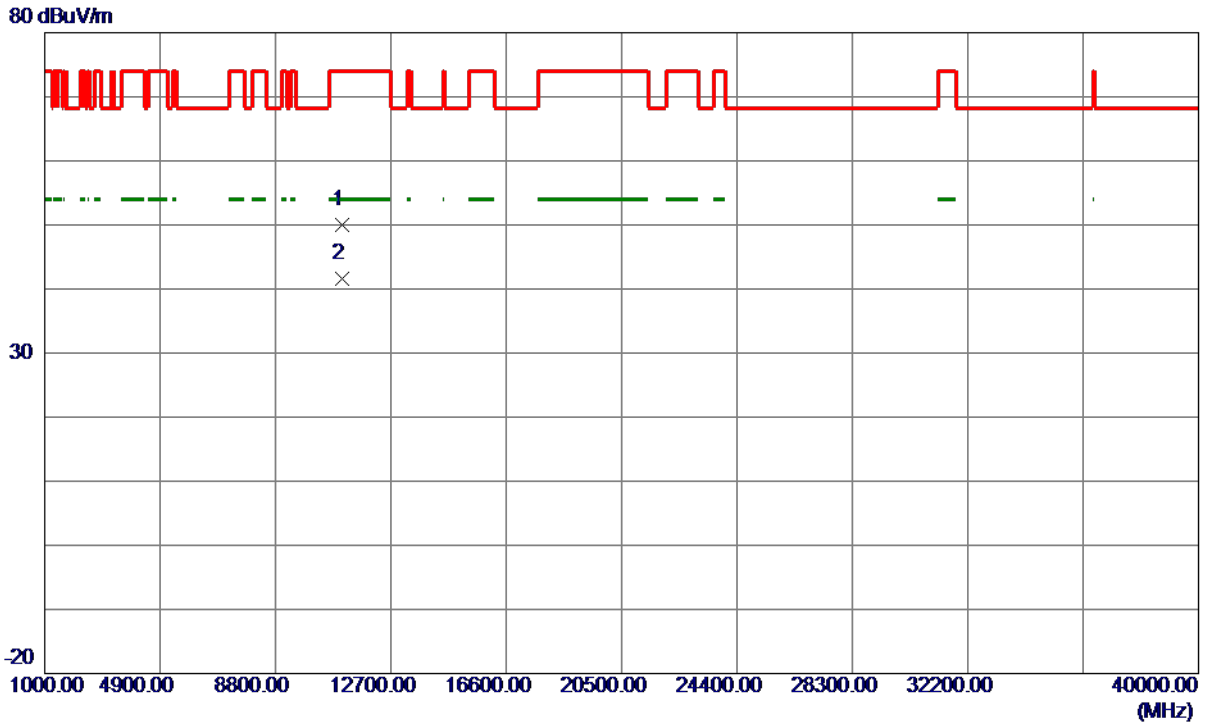
No.	Freq. MHz	Reading Level dBuV/m	Correct Factor dB	Measure ment dBuV/m	Limit dBuV/m	Margin dB	Detector	Comment
1	5460.0000	46.74	15.11	61.85	74.00	-12.15	Peak	
2	5460.0000	38.57	15.11	53.68	54.00	-0.32	AVG	
3	5470.0000	49.15	15.12	64.27	68.30	-4.03	Peak	
4	5521.6000	80.47	15.19	95.66	999.00	-903.34	AVG	No Limit
5 *	5548.6000	89.34	15.23	104.57	68.30	36.27	Peak	No Limit

**REMARKS:**

- (1) Measurement Value = Reading Level + Correct Factor.
- (2) Margin Level = Measurement Value - Limit Value.

Orthogonal Axis	X
Test Mode	UNII-2C_TX AC (VHT80) Mode 5530 MHz

Vertical



No.	Freq. MHz	Reading Level dBuV/m	Correct Factor dB	Measure ment dBuV/m	Limit dBuV/m	Margin dB	Detector	Comment
1	11060.2950	38.84	11.18	50.02	74.00	-23.98	Peak	
2 *	11060.4900	30.49	11.18	41.67	54.00	-12.33	AVG	

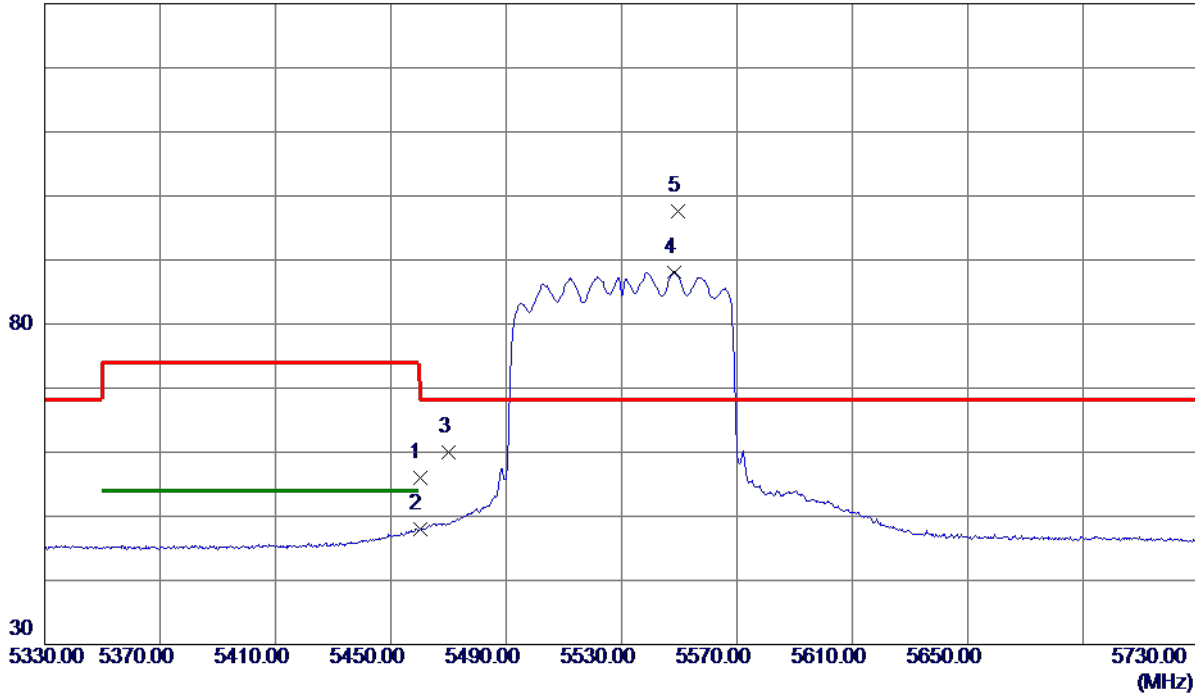
REMARKS:

- (1) Measurement Value = Reading Level + Correct Factor.
- (2) Margin Level = Measurement Value - Limit Value.

Orthogonal Axis	X
Test Mode	UNII-2C_TX AC (VHT80) Mode 5530 MHz

### Horizontal

130 dBuV/m



No.	Freq. MHz	Reading Level dBuV/m	Correct Factor dB	Measure ment dBuV/m	Limit dBuV/m	Margin dB	Detector	Comment
1	5460.0000	39.64	16.35	55.99	74.00	-18.01	Peak	
2	5460.0000	31.61	16.35	47.96	54.00	-6.04	AVG	
3	5470.0000	43.65	16.37	60.02	68.30	-8.28	Peak	
4	5548.4000	71.62	16.48	88.10	999.00	-910.90	AVG	No Limit
5 *	5549.4000	81.16	16.48	97.64	68.30	29.34	Peak	No Limit

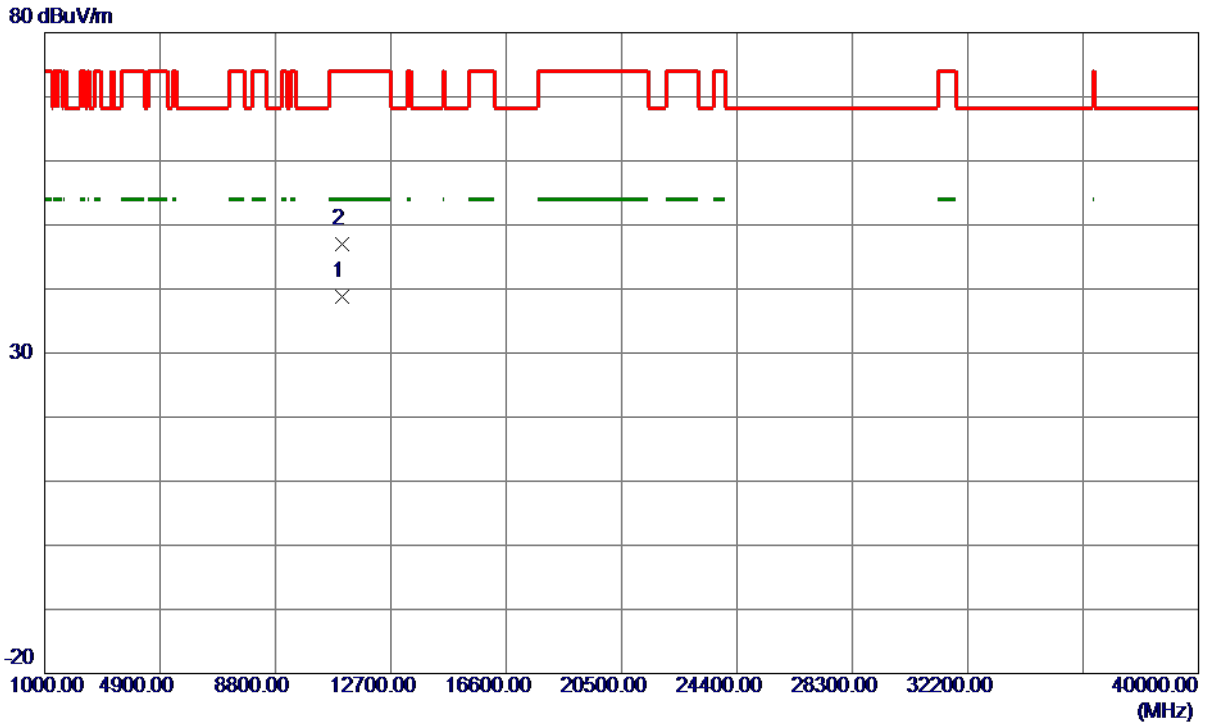
**REMARKS:**

- (1) Measurement Value = Reading Level + Correct Factor.
- (2) Margin Level = Measurement Value - Limit Value.



Orthogonal Axis	X
Test Mode	UNII-2C_TX AC (VHT80) Mode 5530 MHz

**Horizontal**



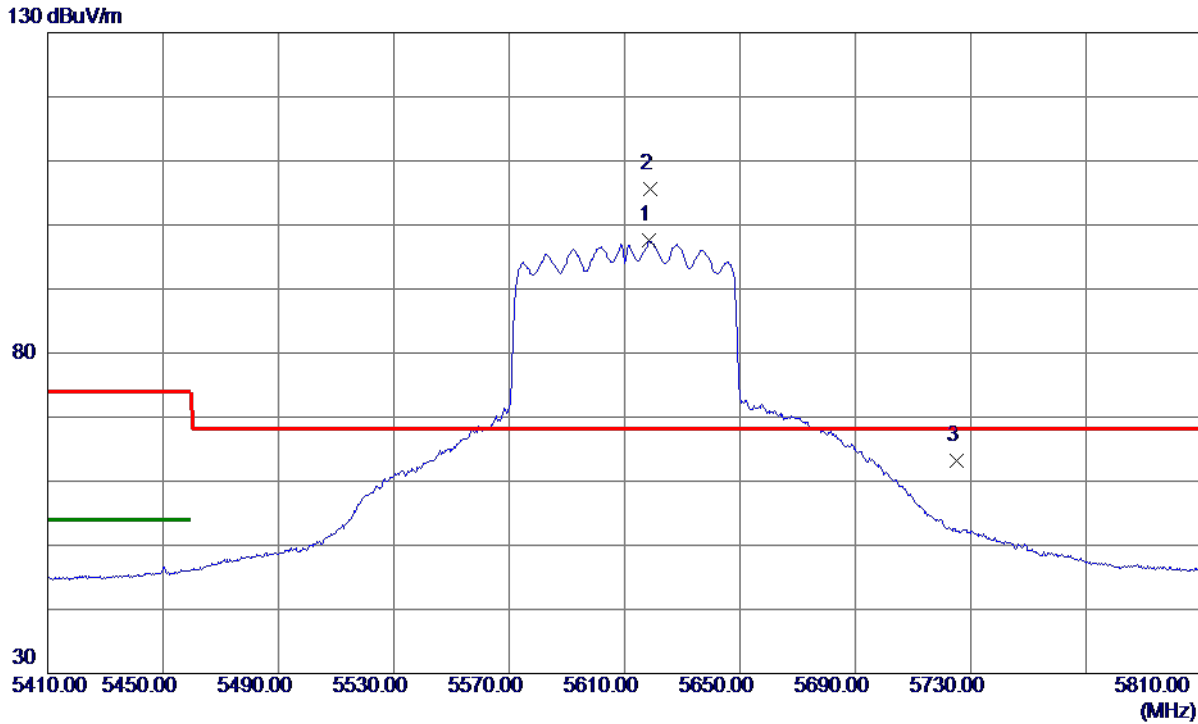
No.	Freq. MHz	Reading Level dBuV/m	Correct Factor dB	Measure ment dBuV/m	Limit dBuV/m	Margin dB	Detector	Comment
1 *	11060.5550	27.64	11.18	38.82	54.00	-15.18	AVG	
2	11064.4000	35.74	11.18	46.92	74.00	-27.08	Peak	

**REMARKS:**

- (1) Measurement Value = Reading Level + Correct Factor.
- (2) Margin Level = Measurement Value - Limit Value.

Orthogonal Axis	X
Test Mode	UNII-2C_TX AC (VHT80) Mode 5610 MHz

Vertical



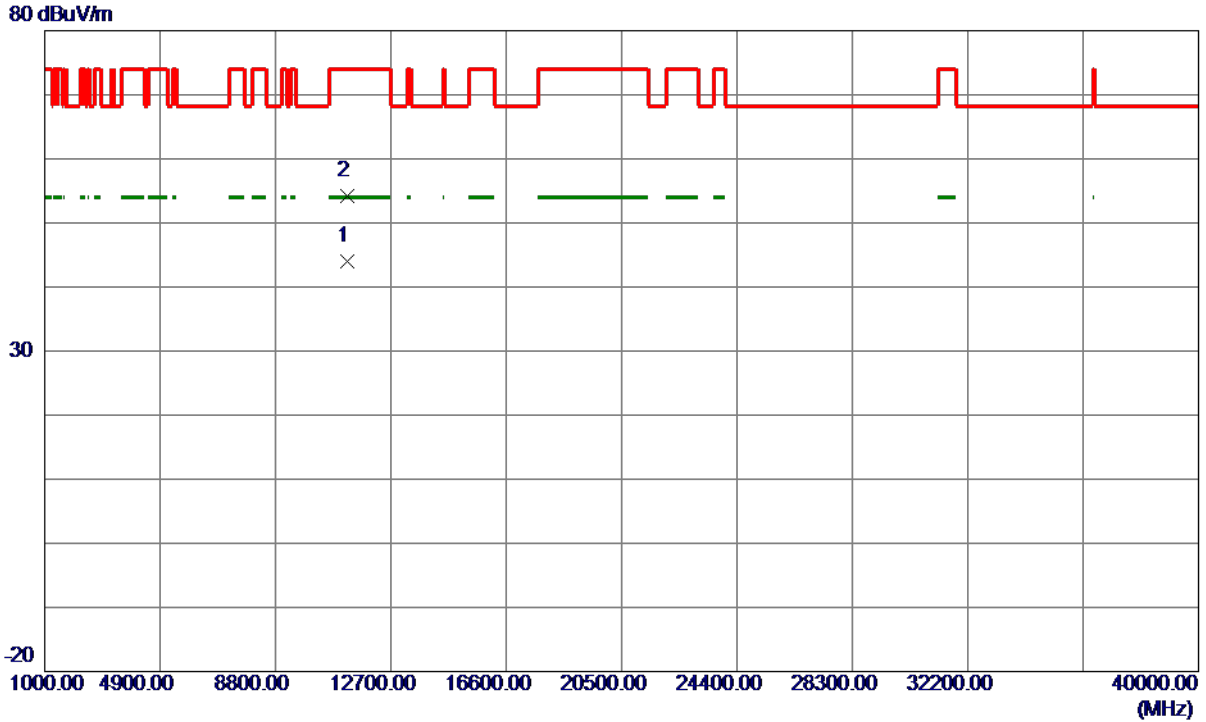
No.	Freq. MHz	Reading Level dBuV/m	Correct Factor dB	Measure ment dBuV/m	Limit dBuV/m	Margin dB	Detector	Comment
1	5618.6000	82.19	15.33	97.52	999.00	-901.48	AVG	No Limit
2 *	5618.8000	90.25	15.33	105.58	68.30	37.28	Peak	No Limit
3	5725.0000	47.63	15.48	63.11	68.30	-5.19	Peak	

REMARKS:

- (1) Measurement Value = Reading Level + Correct Factor.
- (2) Margin Level = Measurement Value - Limit Value.

Orthogonal Axis	X
Test Mode	UNII-2C_TX AC (VHT80) Mode 5610 MHz

**Vertical**



No.	Freq. MHz	Reading Level dBuV/m	Correct Factor dB	Measure ment dBuV/m	Limit dBuV/m	Margin dB	Detector	Comment
1 *	11220.5950	32.65	11.32	43.97	54.00	-10.03	AVG	
2	11220.9000	42.87	11.32	54.19	74.00	-19.81	Peak	

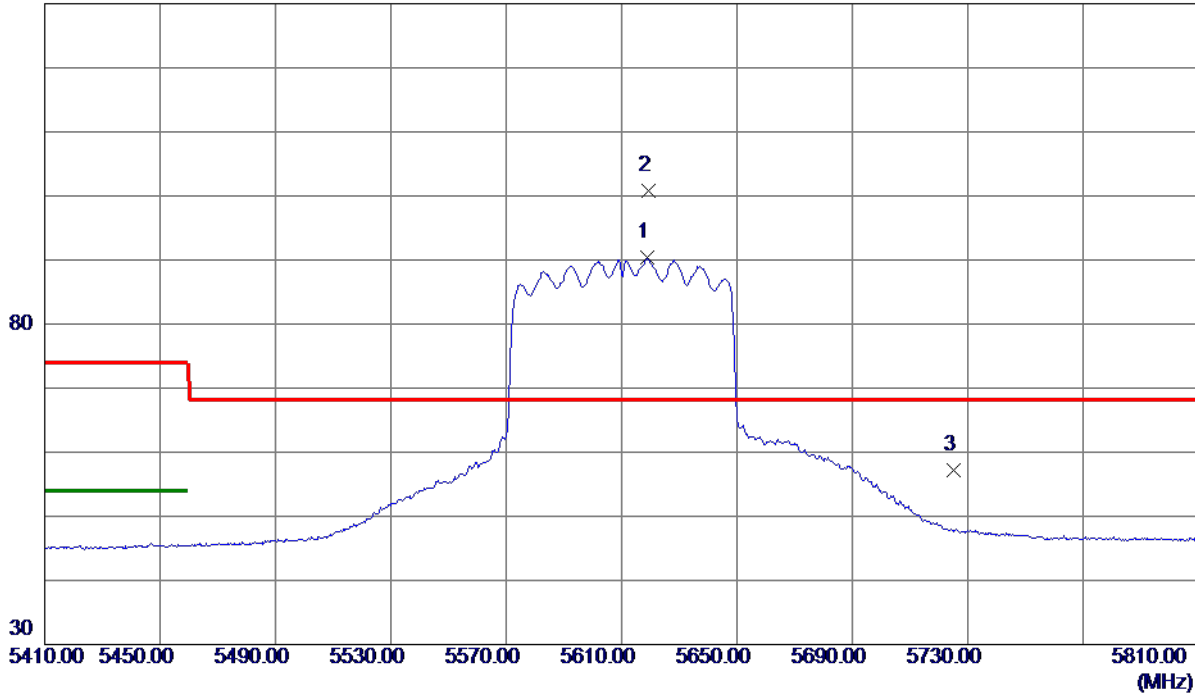
**REMARKS:**

- (1) Measurement Value = Reading Level + Correct Factor.
- (2) Margin Level = Measurement Value - Limit Value.

Orthogonal Axis	X
Test Mode	UNII-2C_TX AC (VHT80) Mode 5610 MHz

### Horizontal

130 dBuV/m



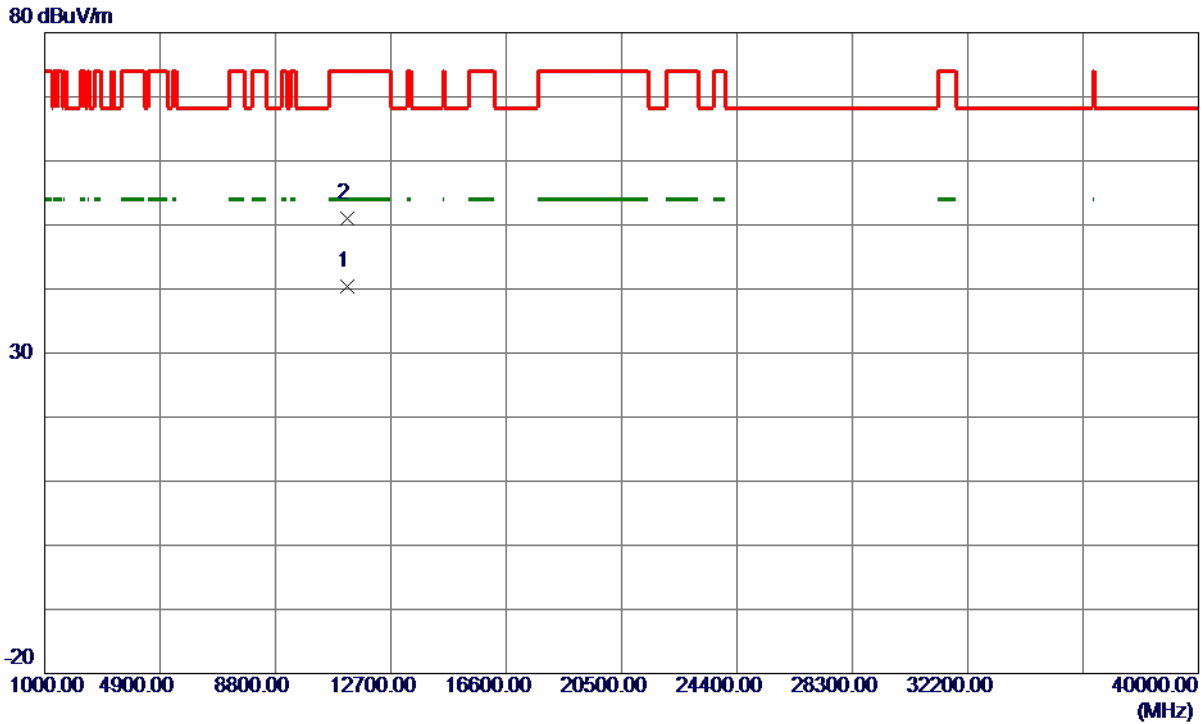
No.	Freq. MHz	Reading Level dBuV/m	Correct Factor dB	Measure ment dBuV/m	Limit dBuV/m	Margin dB	Detector	Comment
1	5618.8000	73.81	16.54	90.35	999.00	-908.65	AVG	No Limit
2 *	5619.2000	84.32	16.54	100.86	68.30	32.56	Peak	No Limit
3	5725.0000	40.59	16.64	57.23	68.30	-11.07	Peak	

**REMARKS:**

- (1) Measurement Value = Reading Level + Correct Factor.
- (2) Margin Level = Measurement Value - Limit Value.

Orthogonal Axis	X
Test Mode	UNII-2C_TX AC (VHT80) Mode 5610 MHz

**Horizontal**



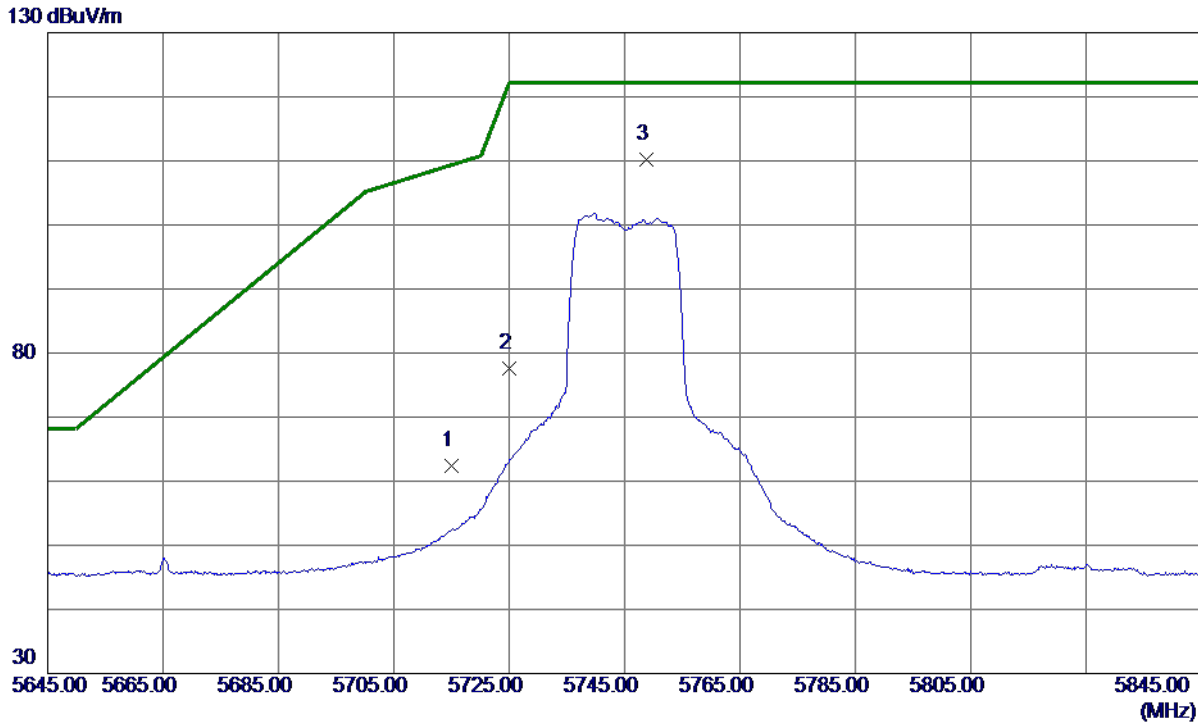
No.	Freq. MHz	Reading Level dBuV/m	Correct Factor dB	Measure ment dBuV/m	Limit dBuV/m	Margin dB	Detector	Comment
1 *	11220.4950	29.03	11.32	40.35	54.00	-13.65	AVG	
2	11223.6849	39.71	11.33	51.04	74.00	-22.96	Peak	

**REMARKS:**

- (1) Measurement Value = Reading Level + Correct Factor.
- (2) Margin Level = Measurement Value - Limit Value.

Orthogonal Axis	X
Test Mode	UNII-3_TX AC (VHT20) Mode 5745 MHz

**Vertical**



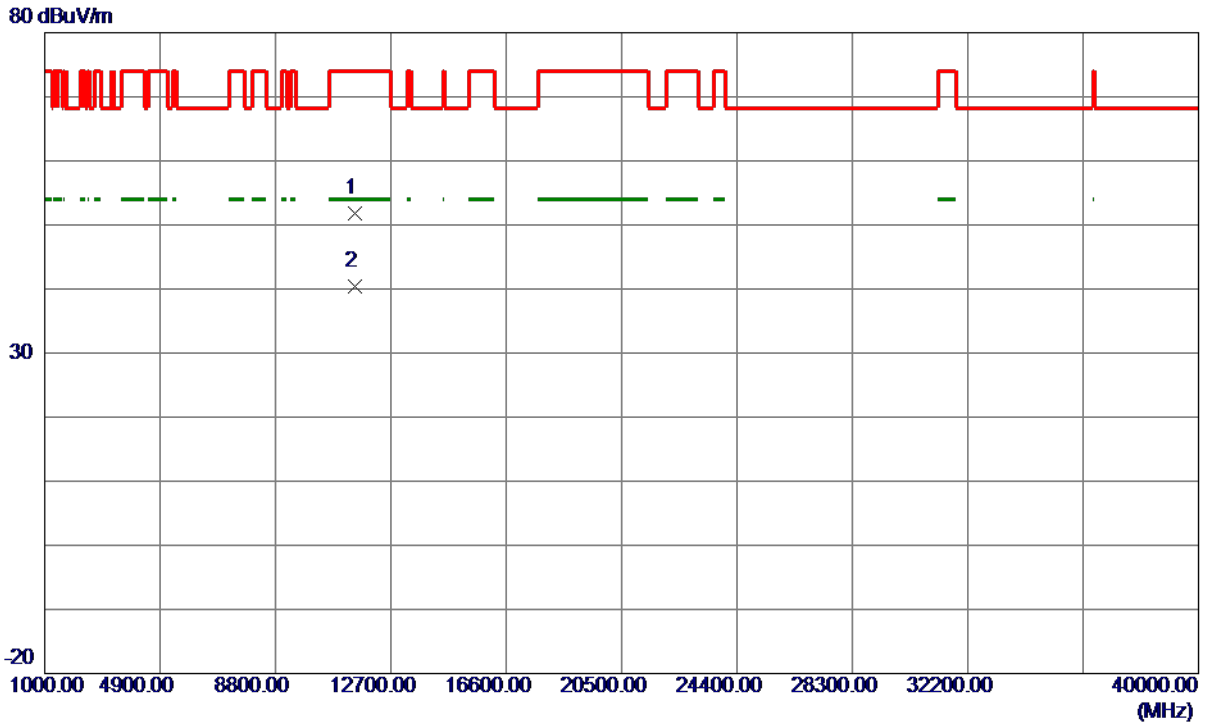
No.	Freq. MHz	Reading Level dBuV/m	Correct Factor dB	Measure ment dBuV/m	Limit dBuV/m	Margin dB	Detector	Comment
1	5715.0000	46.93	15.47	62.40	109.40	-47.00	Peak	
2	5725.0000	62.19	15.48	77.67	122.20	-44.53	Peak	
3 *	5748.7000	94.71	15.51	110.22	122.20	-11.98	Peak	No Limit

**REMARKS:**

- (1) Measurement Value = Reading Level + Correct Factor.
- (2) Margin Level = Measurement Value - Limit Value.

Orthogonal Axis	X
Test Mode	UNII-3_TX AC (VHT20) Mode 5745 MHz

**Vertical**



No.	Freq. MHz	Reading Level dBuV/m	Correct Factor dB	Measure ment dBuV/m	Limit dBuV/m	Margin dB	Detector	Comment
1	11490.3850	40.24	11.57	51.81	74.00	-22.19	Peak	
2 *	11494.3700	28.76	11.57	40.33	54.00	-13.67	AVG	

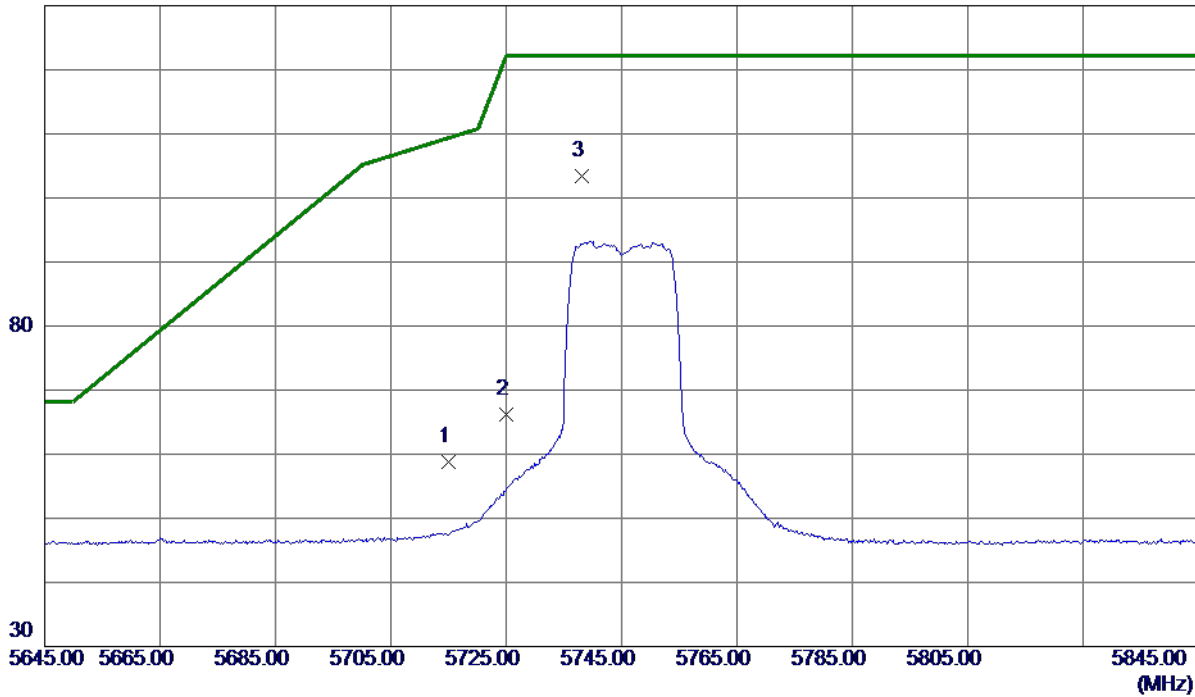
**REMARKS:**

- (1) Measurement Value = Reading Level + Correct Factor.
- (2) Margin Level = Measurement Value - Limit Value.

Orthogonal Axis	X
Test Mode	UNII-3_TX AC (VHT20) Mode 5745 MHz

**Horizontal**

130 dBuV/m



No.	Freq. MHz	Reading Level dBuV/m	Correct Factor dB	Measure ment dBuV/m	Limit dBuV/m	Margin dB	Detector	Comment
1	5715.0000	42.18	16.63	58.81	109.40	-50.59	Peak	
2	5725.0000	49.63	16.64	66.27	122.20	-55.93	Peak	
3 *	5738.2000	86.67	16.65	103.32	122.20	-18.88	Peak	No Limit

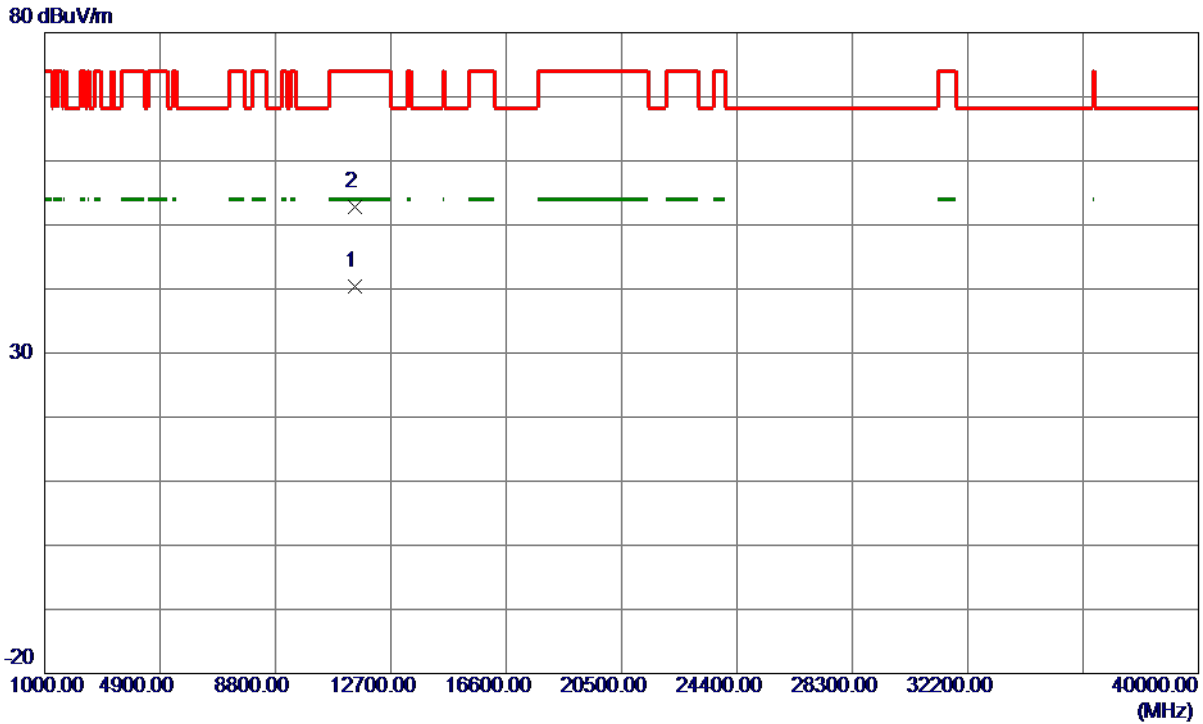
**REMARKS:**

- (1) Measurement Value = Reading Level + Correct Factor.
- (2) Margin Level = Measurement Value - Limit Value.



Orthogonal Axis	X
Test Mode	UNII-3_TX AC (VHT20) Mode 5745 MHz

Horizontal



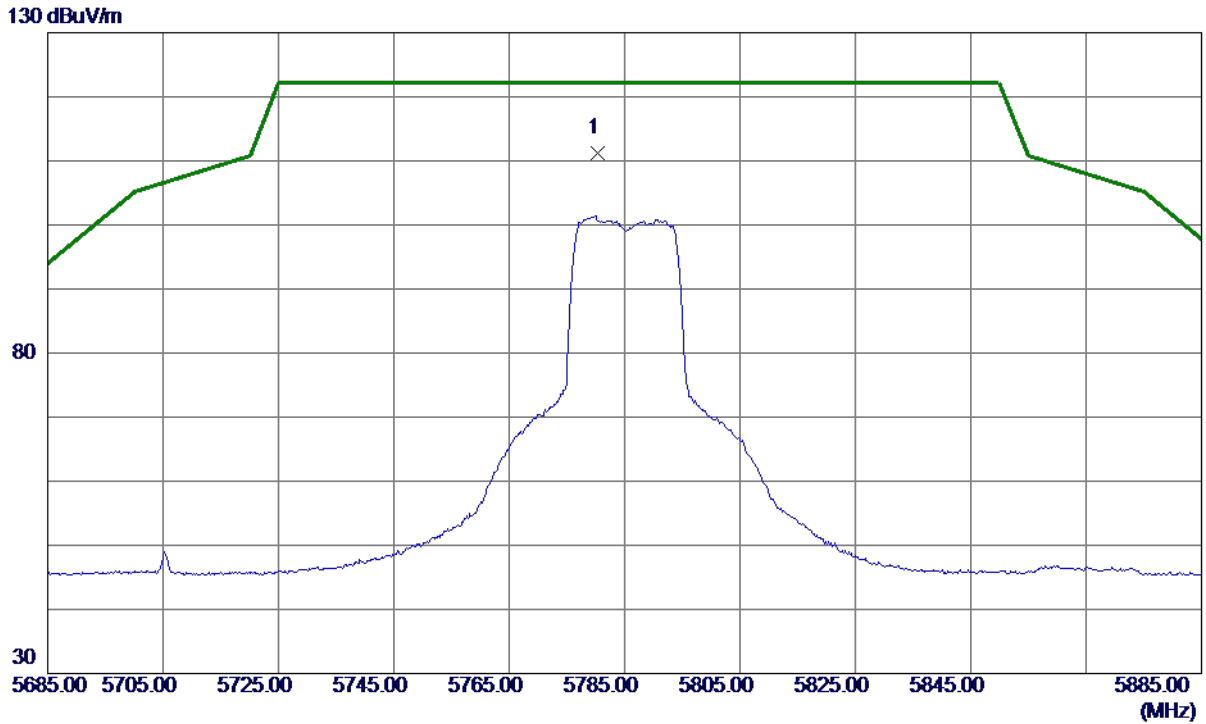
No.	Freq. MHz	Reading Level dBuV/m	Correct Factor dB	Measure ment dBuV/m	Limit dBuV/m	Margin dB	Detector	Comment
1 *	11486.1400	28.75	11.57	40.32	54.00	-13.68	AVG	
2	11493.8949	41.14	11.57	52.71	74.00	-21.29	Peak	

REMARKS:

- (1) Measurement Value = Reading Level + Correct Factor.
- (2) Margin Level = Measurement Value - Limit Value.

Orthogonal Axis	X
Test Mode	UNII-3_TX AC (VHT20) Mode 5785 MHz

**Vertical**



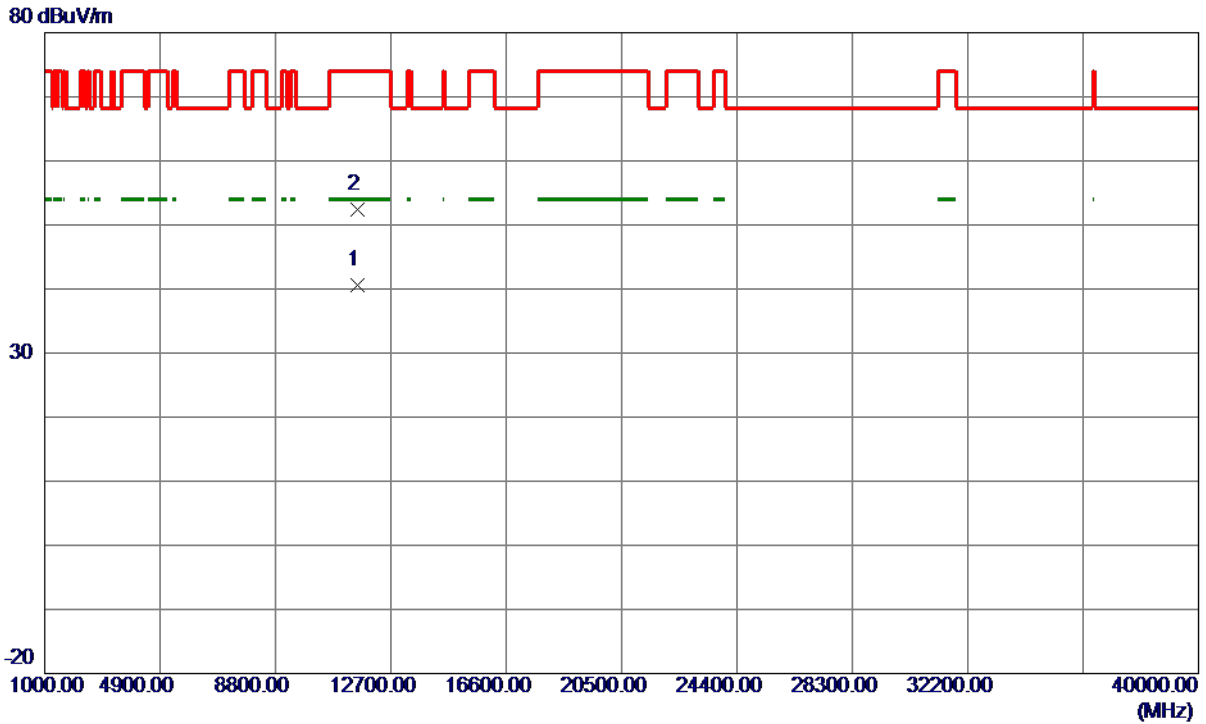
No.	Freq. MHz	Reading Level dBuV/m	Correct Factor dB	Measure ment dBuV/m	Limit dBuV/m	Margin dB	Detector	Comment
1 *	5780.4000	95.55	15.56	111.11	122.20	-11.09	Peak	No Limit

**REMARKS:**

- (1) Measurement Value = Reading Level + Correct Factor.
- (2) Margin Level = Measurement Value - Limit Value.

Orthogonal Axis	X
Test Mode	UNII-3_TX AC (VHT20) Mode 5785 MHz

**Vertical**



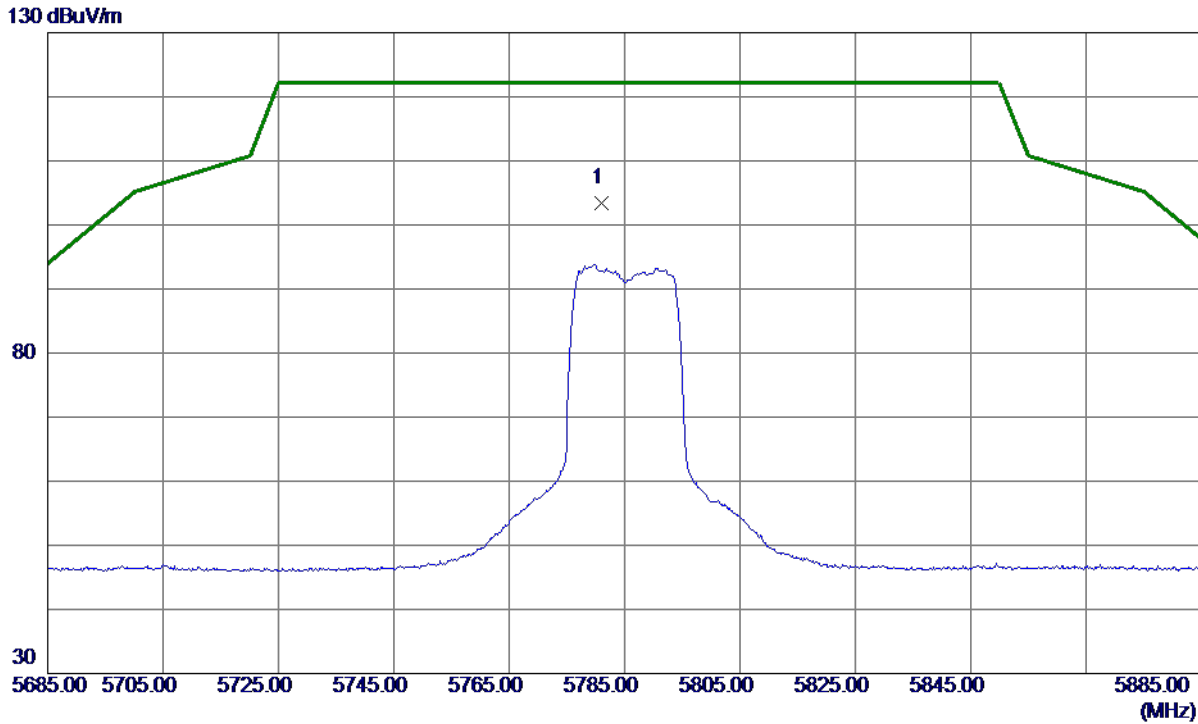
No.	Freq. MHz	Reading Level dBuV/m	Correct Factor dB	Measure ment dBuV/m	Limit dBuV/m	Margin dB	Detector	Comment
1 *	11567.1350	28.99	11.62	40.61	54.00	-13.39	AVG	
2	11574.3450	40.77	11.62	52.39	74.00	-21.61	Peak	

**REMARKS:**

- (1) Measurement Value = Reading Level + Correct Factor.
- (2) Margin Level = Measurement Value - Limit Value.

Orthogonal Axis	X
Test Mode	UNII-3_TX AC (VHT20) Mode 5785 MHz

**Horizontal**



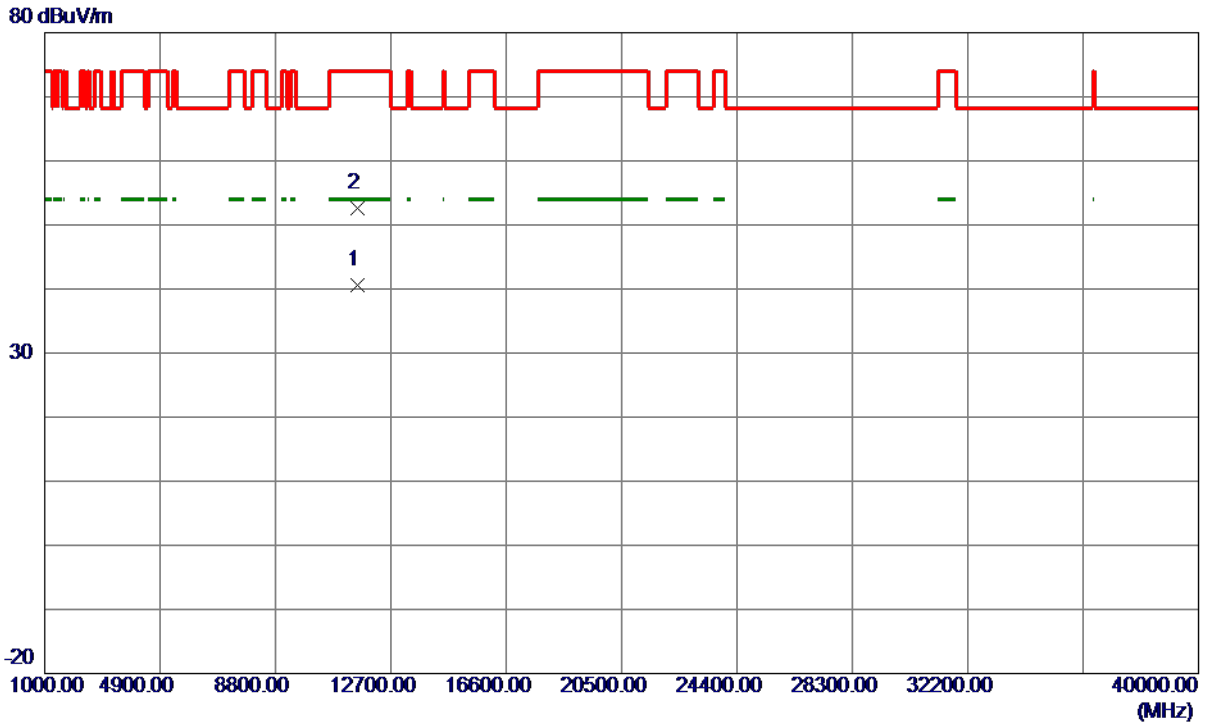
No.	Freq. MHz	Reading Level dBuV/m	Correct Factor dB	Measure ment dBuV/m	Limit dBuV/m	Margin dB	Detector	Comment
1 *	5780.9000	86.76	16.69	103.45	122.20	-18.75	Peak	No Limit

**REMARKS:**

- (1) Measurement Value = Reading Level + Correct Factor.
- (2) Margin Level = Measurement Value - Limit Value.

Orthogonal Axis	X
Test Mode	UNII-3_TX AC (VHT20) Mode 5785 MHz

### Horizontal



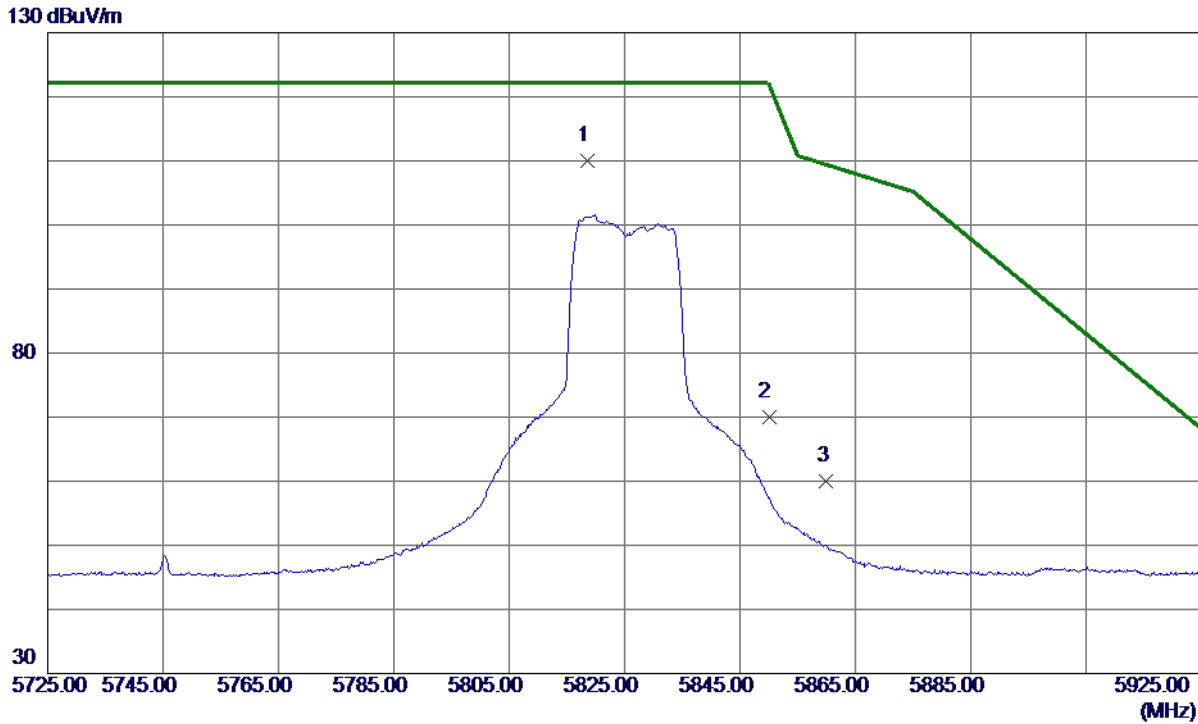
No.	Freq. MHz	Reading Level dBuV/m	Correct Factor dB	Measure ment dBuV/m	Limit dBuV/m	Margin dB	Detector	Comment
1 *	11570.1600	28.89	11.62	40.51	54.00	-13.49	AVG	
2	11571.2950	40.94	11.62	52.56	74.00	-21.44	Peak	

**REMARKS:**

- (1) Measurement Value = Reading Level + Correct Factor.
- (2) Margin Level = Measurement Value - Limit Value.

Orthogonal Axis	X
Test Mode	UNII-3_TX AC (VHT20) Mode 5825 MHz

**Vertical**



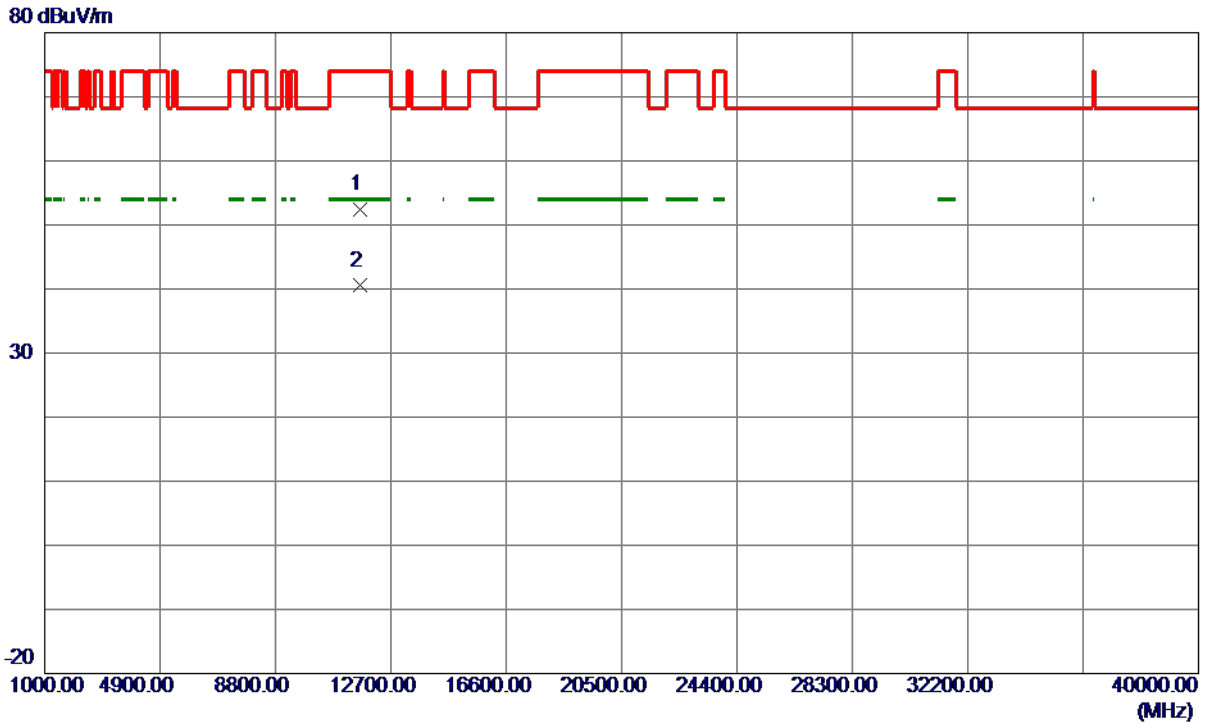
No.	Freq. MHz	Reading Level dBuV/m	Correct Factor dB	Measure ment dBuV/m	Limit dBuV/m	Margin dB	Detector	Comment
1 *	5818.5000	94.47	15.61	110.08	122.20	-12.12	Peak	No Limit
2	5850.0000	54.36	15.66	70.02	122.20	-52.18	Peak	
3	5860.0000	44.32	15.67	59.99	109.40	-49.41	Peak	

**REMARKS:**

- (1) Measurement Value = Reading Level + Correct Factor.
- (2) Margin Level = Measurement Value - Limit Value.

Orthogonal Axis	X
Test Mode	UNII-3_TX AC (VHT20) Mode 5825 MHz

**Vertical**



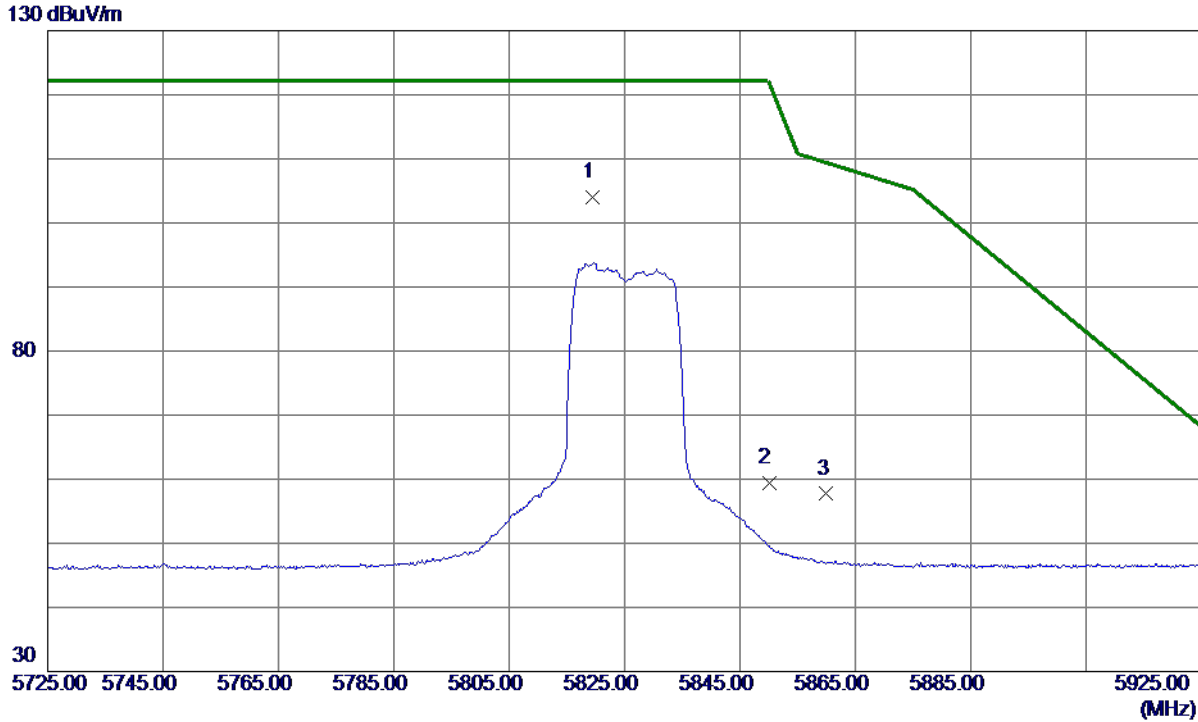
No.	Freq. MHz	Reading Level dBuV/m	Correct Factor dB	Measure ment dBuV/m	Limit dBuV/m	Margin dB	Detector	Comment
1	11647.4000	40.82	11.67	52.49	74.00	-21.51	Peak	
2 *	11649.8700	28.83	11.67	40.50	54.00	-13.50	AVG	

**REMARKS:**

- (1) Measurement Value = Reading Level + Correct Factor.
- (2) Margin Level = Measurement Value - Limit Value.

Orthogonal Axis	X
Test Mode	UNII-3_TX AC (VHT20) Mode 5825 MHz

**Horizontal**



No.	Freq. MHz	Reading Level dBuV/m	Correct Factor dB	Measure ment dBuV/m	Limit dBuV/m	Margin dB	Detector	Comment
1 *	5819.4000	87.30	16.73	104.03	122.20	-18.17	Peak	No Limit
2	5850.0000	42.73	16.76	59.49	122.20	-62.71	Peak	
3	5860.0000	40.93	16.77	57.70	109.40	-51.70	Peak	

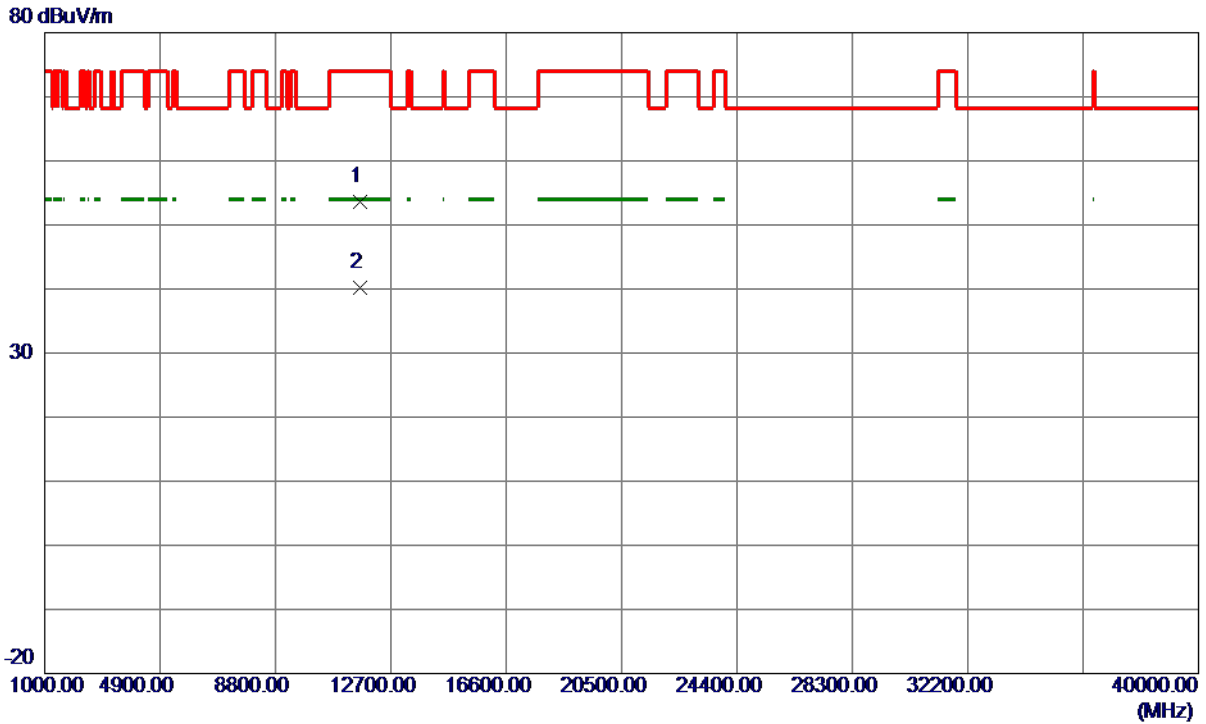
**REMARKS:**

- (1) Measurement Value = Reading Level + Correct Factor.
- (2) Margin Level = Measurement Value - Limit Value.



Orthogonal Axis	X
Test Mode	UNII-3_TX AC (VHT20) Mode 5825 MHz

**Horizontal**



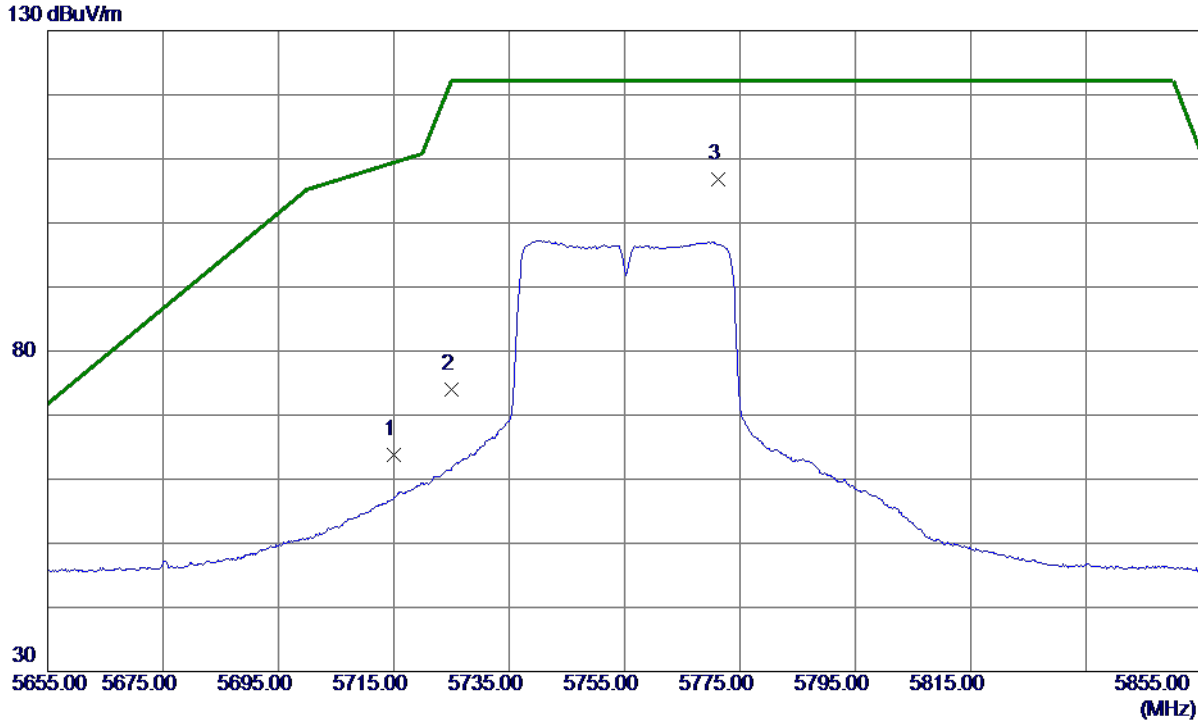
No.	Freq. MHz	Reading Level dBuV/m	Correct Factor dB	Measure ment dBuV/m	Limit dBuV/m	Margin dB	Detector	Comment
1	11653.2000	41.86	11.67	53.53	74.00	-20.47	Peak	
2 *	11654.8250	28.58	11.67	40.25	54.00	-13.75	AVG	

**REMARKS:**

- (1) Measurement Value = Reading Level + Correct Factor.
- (2) Margin Level = Measurement Value - Limit Value.

Orthogonal Axis	X
Test Mode	UNII-3_TX AC (VHT40) Mode 5755 MHz

**Vertical**



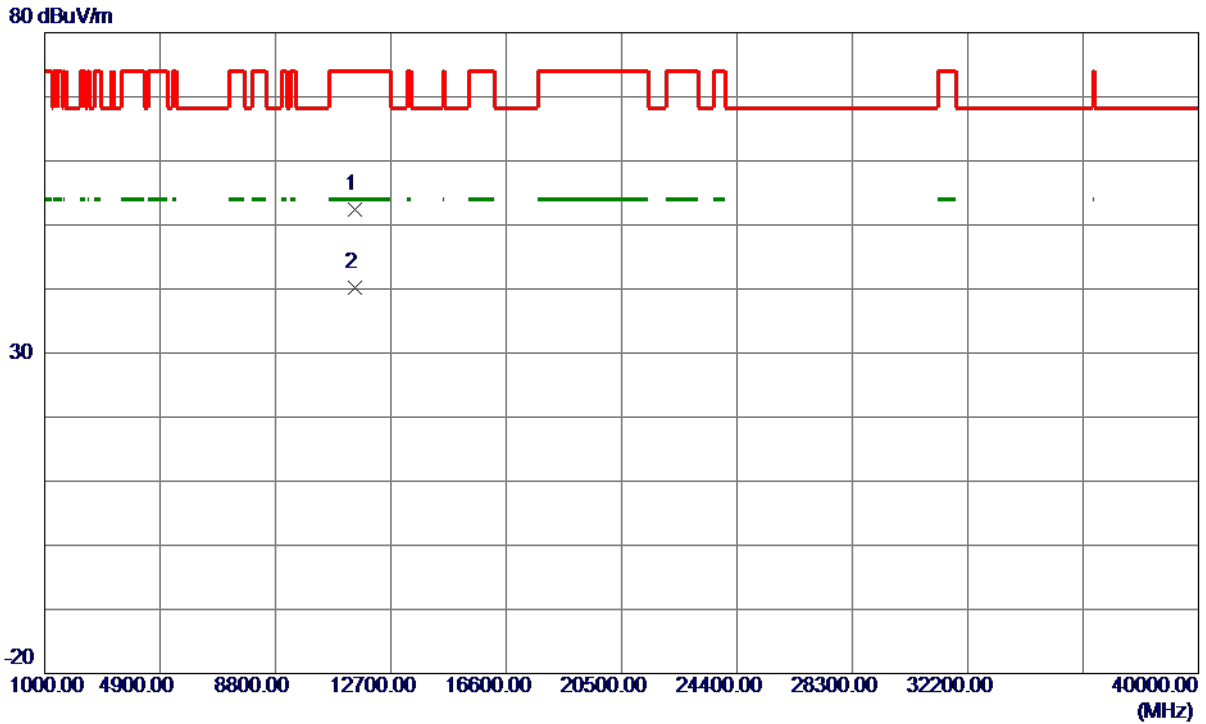
No.	Freq. MHz	Reading Level dBuV/m	Correct Factor dB	Measure ment dBuV/m	Limit dBuV/m	Margin dB	Detector	Comment
1	5715.0000	48.38	15.47	63.85	109.40	-45.55	Peak	
2	5725.0000	58.55	15.48	74.03	122.20	-48.17	Peak	
3 *	5771.2000	91.26	15.54	106.80	122.20	-15.40	Peak	No Limit

**REMARKS:**

- (1) Measurement Value = Reading Level + Correct Factor.
- (2) Margin Level = Measurement Value - Limit Value.

Orthogonal Axis	X
Test Mode	UNII-3_TX AC (VHT40) Mode 5755 MHz

**Vertical**



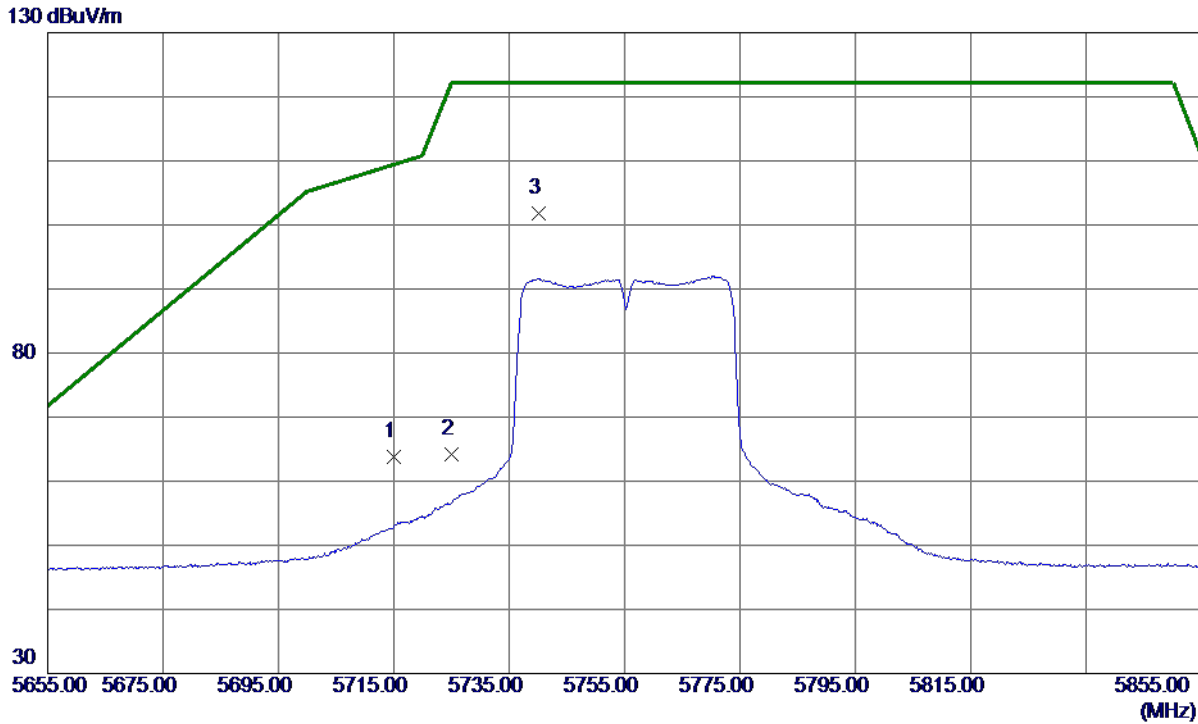
No.	Freq. MHz	Reading Level dBuV/m	Correct Factor dB	Measure ment dBuV/m	Limit dBuV/m	Margin dB	Detector	Comment
1	11507.8850	40.78	11.58	52.36	74.00	-21.64	Peak	
2 *	11508.0450	28.66	11.58	40.24	54.00	-13.76	AVG	

**REMARKS:**

- (1) Measurement Value = Reading Level + Correct Factor.
- (2) Margin Level = Measurement Value - Limit Value.

Orthogonal Axis	X
Test Mode	UNII-3_TX AC (VHT40) Mode 5755 MHz

**Horizontal**



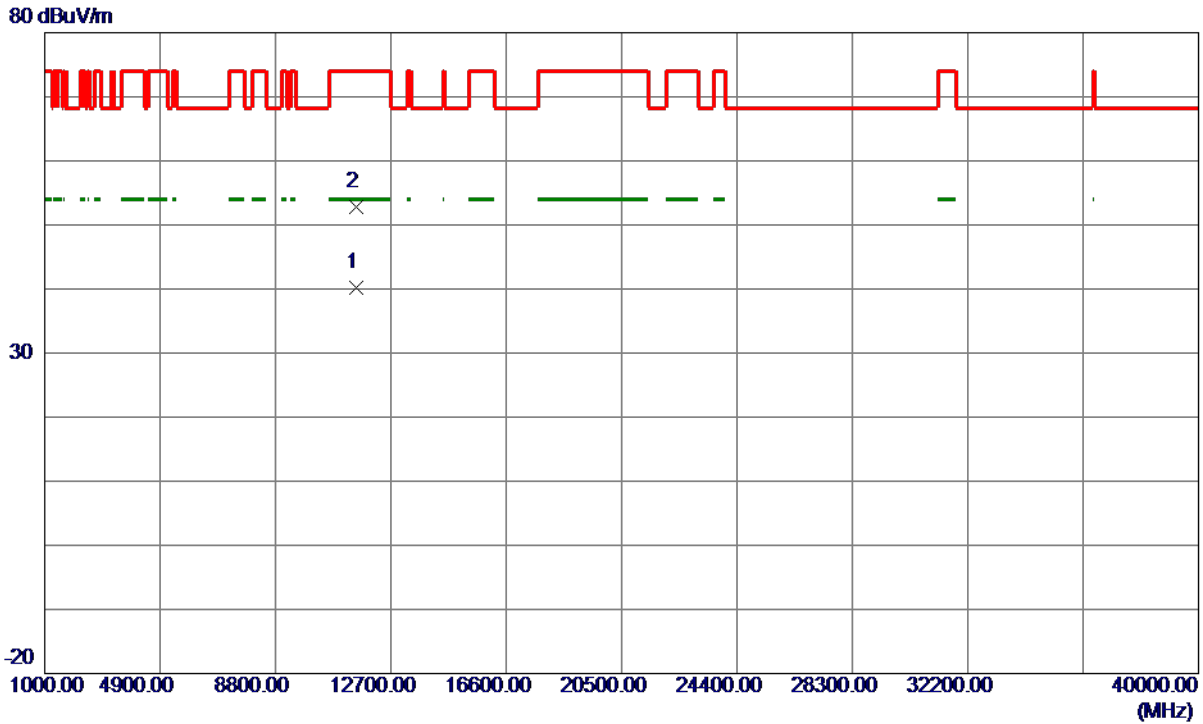
No.	Freq. MHz	Reading Level dBuV/m	Correct Factor dB	Measure ment dBuV/m	Limit dBuV/m	Margin dB	Detector	Comment
1	5715.0000	47.10	16.63	63.73	109.40	-45.67	Peak	
2	5725.0000	47.52	16.64	64.16	122.20	-58.04	Peak	
3 *	5740.1000	85.18	16.66	101.84	122.20	-20.36	Peak	No Limit

**REMARKS:**

- (1) Measurement Value = Reading Level + Correct Factor.
- (2) Margin Level = Measurement Value - Limit Value.

Orthogonal Axis	X
Test Mode	UNII-3_TX AC (VHT40) Mode 5755 MHz

**Horizontal**



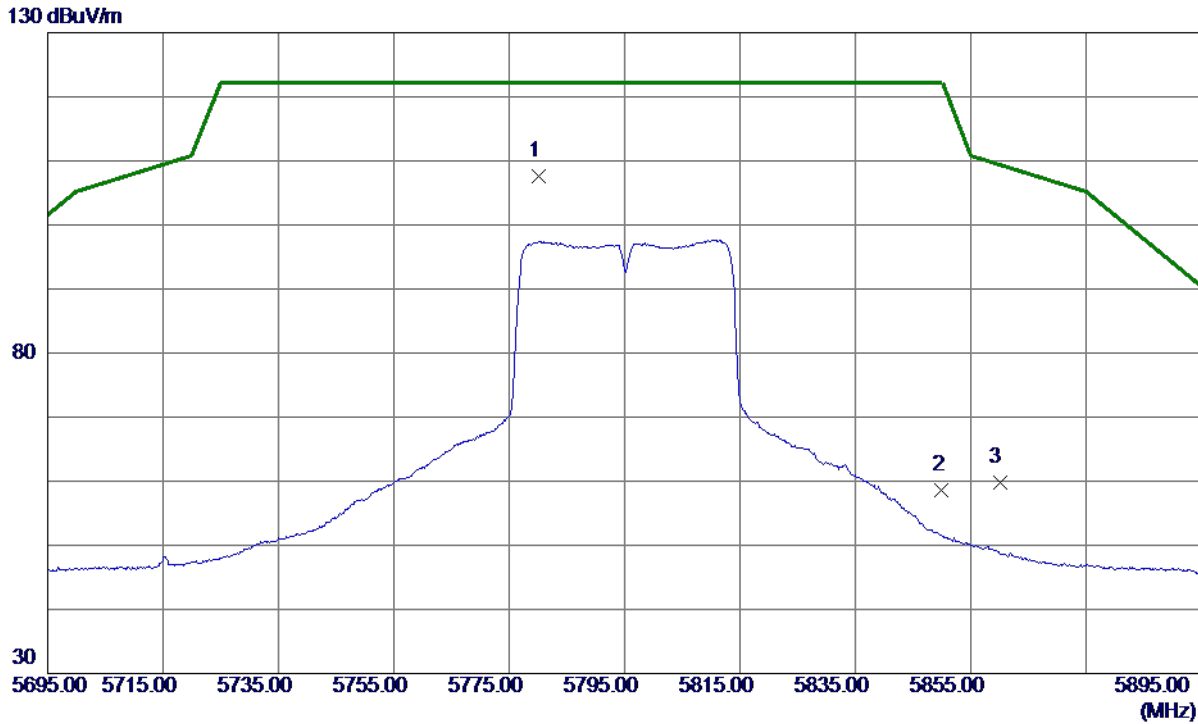
No.	Freq. MHz	Reading Level dBuV/m	Correct Factor dB	Measure ment dBuV/m	Limit dBuV/m	Margin dB	Detector	Comment
1 *	11508.9950	28.67	11.59	40.26	54.00	-13.74	AVG	
2	11512.9200	41.18	11.59	52.77	74.00	-21.23	Peak	

**REMARKS:**

- (1) Measurement Value = Reading Level + Correct Factor.
- (2) Margin Level = Measurement Value - Limit Value.

Orthogonal Axis	X
Test Mode	UNII-3_TX AC (VHT40) Mode 5795 MHz

**Vertical**



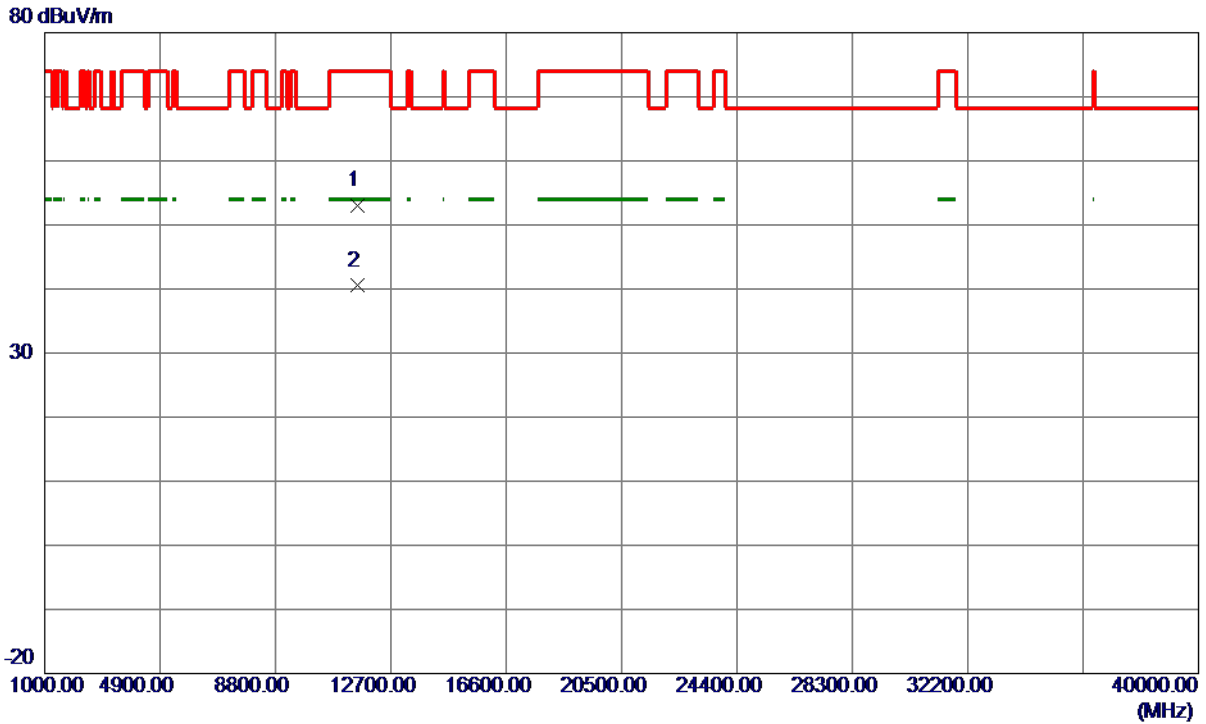
No.	Freq. MHz	Reading Level dBuV/m	Correct Factor dB	Measure ment dBuV/m	Limit dBuV/m	Margin dB	Detector	Comment
1 *	5780.1000	91.96	15.56	107.52	122.20	-14.68	Peak	No Limit
2	5850.0000	43.02	15.66	58.68	122.20	-63.52	Peak	
3	5860.0000	44.21	15.67	59.88	109.40	-49.52	Peak	

**REMARKS:**

- (1) Measurement Value = Reading Level + Correct Factor.
- (2) Margin Level = Measurement Value - Limit Value.

Orthogonal Axis	X
Test Mode	UNII-3_TX AC (VHT40) Mode 5795 MHz

Vertical



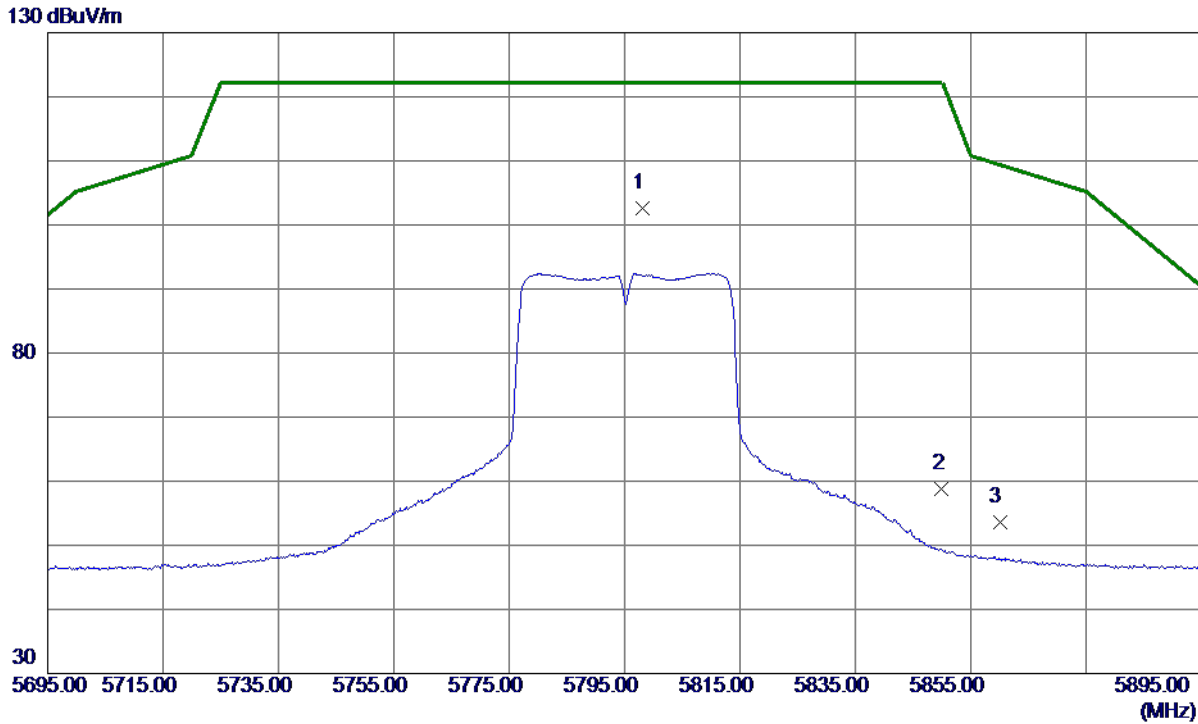
No.	Freq. MHz	Reading Level dBuV/m	Correct Factor dB	Measure ment dBuV/m	Limit dBuV/m	Margin dB	Detector	Comment
1	11590.2350	41.43	11.63	53.06	74.00	-20.94	Peak	
2 *	11593.4300	28.86	11.64	40.50	54.00	-13.50	AVG	

REMARKS:

- (1) Measurement Value = Reading Level + Correct Factor.
- (2) Margin Level = Measurement Value - Limit Value.

Orthogonal Axis	X
Test Mode	UNII-3_TX AC (VHT40) Mode 5795 MHz

### Horizontal



No.	Freq. MHz	Reading Level dBuV/m	Correct Factor dB	Measure ment dBuV/m	Limit dBuV/m	Margin dB	Detector	Comment
1 *	5798.1000	85.83	16.71	102.54	122.20	-19.66	Peak	No Limit
2	5850.0000	41.95	16.76	58.71	122.20	-63.49	Peak	
3	5860.0000	36.92	16.77	53.69	109.40	-55.71	Peak	

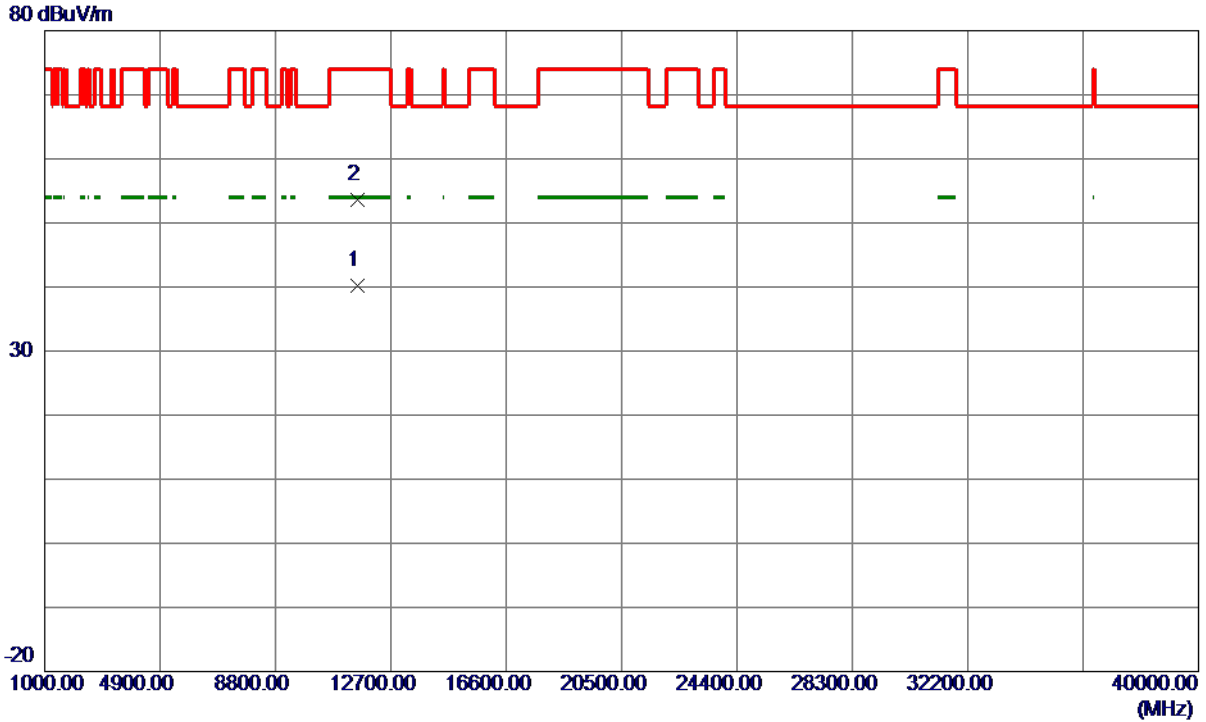
**REMARKS:**

- (1) Measurement Value = Reading Level + Correct Factor.
- (2) Margin Level = Measurement Value - Limit Value.



Orthogonal Axis	X
Test Mode	UNII-3_TX AC (VHT40) Mode 5795 MHz

**Horizontal**



No.	Freq. MHz	Reading Level dBuV/m	Correct Factor dB	Measure ment dBuV/m	Limit dBuV/m	Margin dB	Detector	Comment
1 *	11589.1500	28.64	11.63	40.27	54.00	-13.73	AVG	
2	11593.8099	41.95	11.64	53.59	74.00	-20.41	Peak	

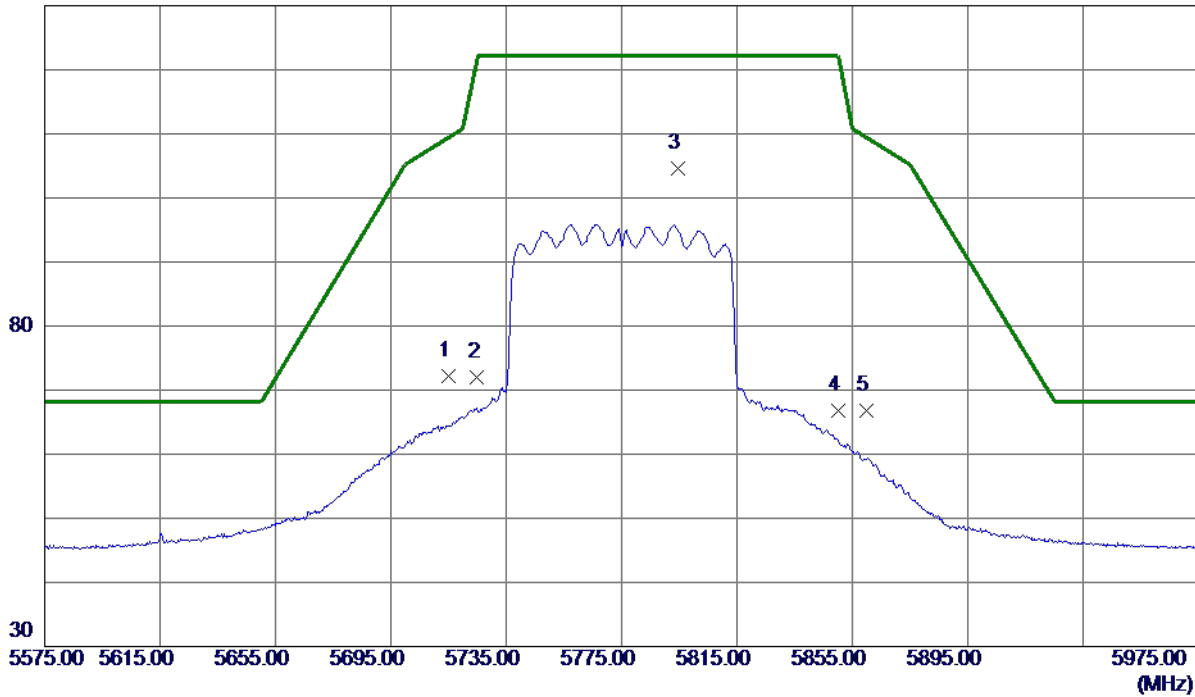
**REMARKS:**

- (1) Measurement Value = Reading Level + Correct Factor.
- (2) Margin Level = Measurement Value - Limit Value.

Orthogonal Axis	X
Test Mode	UNII-3_TX AC (VHT80) Mode 5775 MHz

**Vertical**

130 dBuV/m



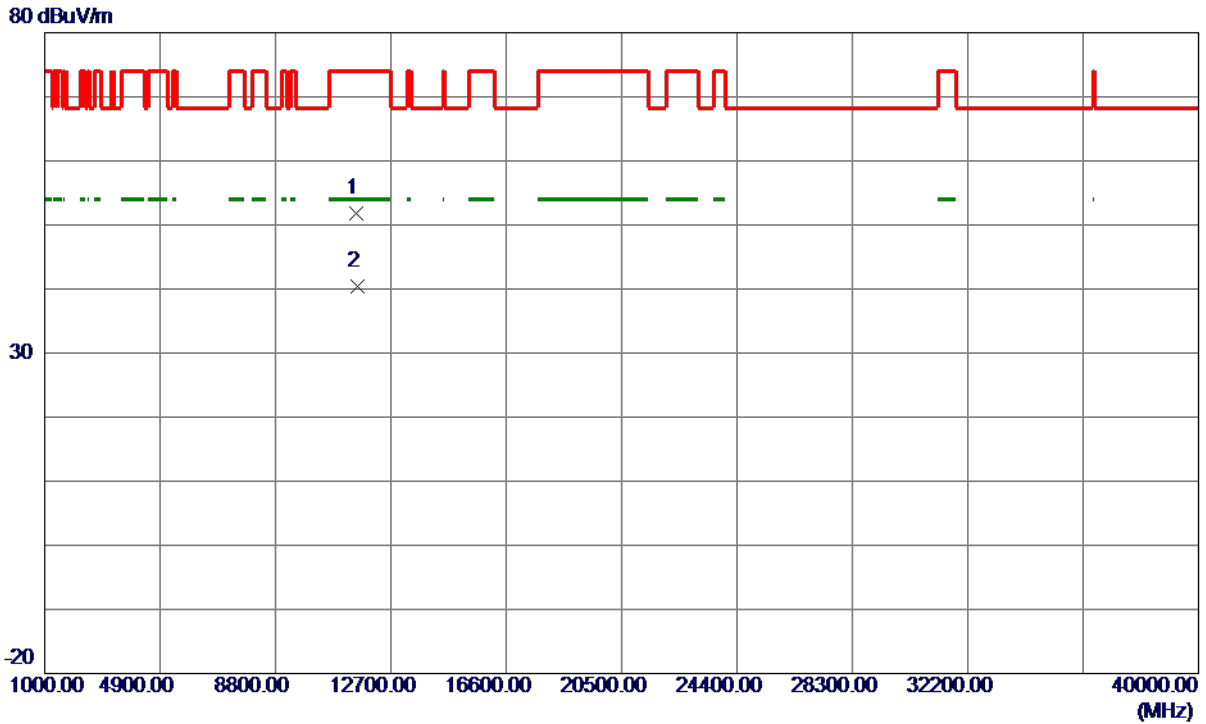
No.	Freq. MHz	Reading Level dBuV/m	Correct Factor dB	Measure ment dBuV/m	Limit dBuV/m	Margin dB	Detector	Comment
1	5715.0000	56.70	15.47	72.17	109.40	-37.23	Peak	
2	5725.0000	56.53	15.48	72.01	122.20	-50.19	Peak	
3 *	5794.4000	88.99	15.58	104.57	122.20	-17.63	Peak	No Limit
4	5850.0000	51.15	15.66	66.81	122.20	-55.39	Peak	
5	5860.0000	51.13	15.67	66.80	109.40	-42.60	Peak	

**REMARKS:**

- (1) Measurement Value = Reading Level + Correct Factor.
- (2) Margin Level = Measurement Value - Limit Value.

Orthogonal Axis	X
Test Mode	UNII-3_TX AC (VHT80) Mode 5775 MHz

**Vertical**



No.	Freq. MHz	Reading Level dBuV/m	Correct Factor dB	Measure ment dBuV/m	Limit dBuV/m	Margin dB	Detector	Comment
1	11547.7200	40.10	11.61	51.71	74.00	-22.29	Peak	
2 *	11553.4000	28.84	11.61	40.45	54.00	-13.55	AVG	

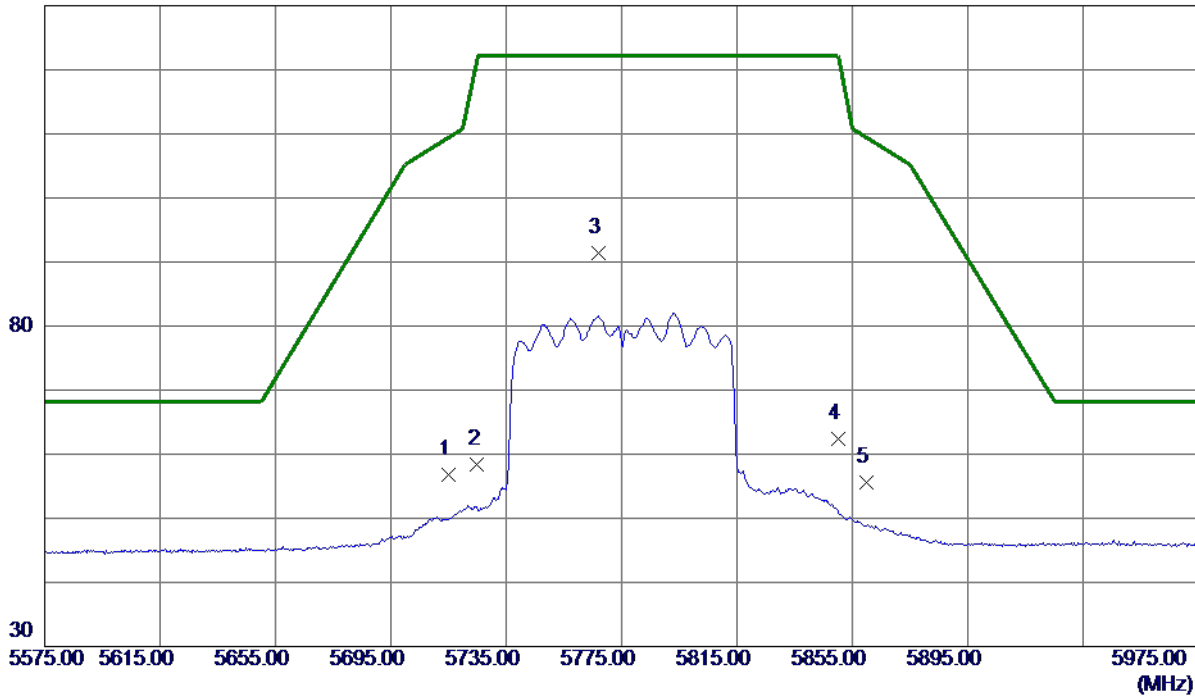
**REMARKS:**

- (1) Measurement Value = Reading Level + Correct Factor.
- (2) Margin Level = Measurement Value - Limit Value.

Orthogonal Axis	X
Test Mode	UNII-3_TX AC (VHT80) Mode 5775 MHz

### Horizontal

130 dBuV/m



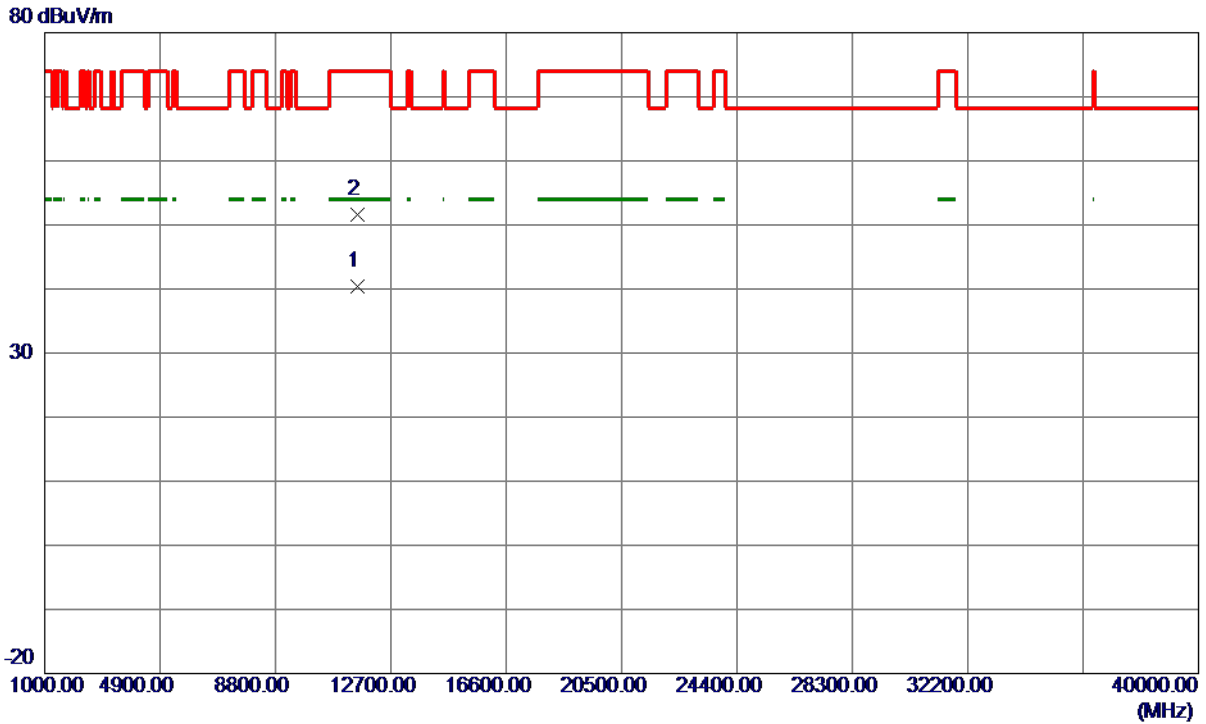
No.	Freq. MHz	Reading Level dBuV/m	Correct Factor dB	Measure ment dBuV/m	Limit dBuV/m	Margin dB	Detector	Comment
1	5715.0000	41.40	15.41	56.81	109.40	-52.59	Peak	
2	5725.0000	42.95	15.44	58.39	122.20	-63.81	Peak	
3 *	5767.2000	75.74	15.57	91.31	122.20	-30.89	Peak	No Limit
4	5850.0000	46.49	15.82	62.31	122.20	-59.89	Peak	
5	5860.0000	39.66	15.85	55.51	109.40	-53.89	Peak	

**REMARKS:**

- (1) Measurement Value = Reading Level + Correct Factor.
- (2) Margin Level = Measurement Value - Limit Value.

Orthogonal Axis	X
Test Mode	UNII-3_TX AC (VHT80) Mode 5775 MHz

**Horizontal**



No.	Freq. MHz	Reading Level dBuV/m	Correct Factor dB	Measure ment dBuV/m	Limit dBuV/m	Margin dB	Detector	Comment
1 *	11553.7350	28.87	11.61	40.48	54.00	-13.52	AVG	
2	11554.7400	39.95	11.61	51.56	74.00	-22.44	Peak	

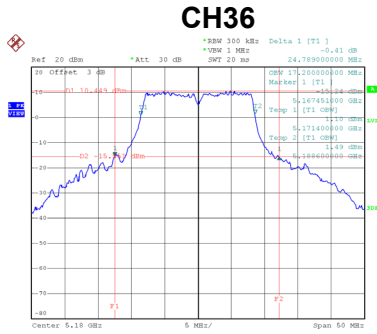
**REMARKS:**

- (1) Measurement Value = Reading Level + Correct Factor.
- (2) Margin Level = Measurement Value - Limit Value.

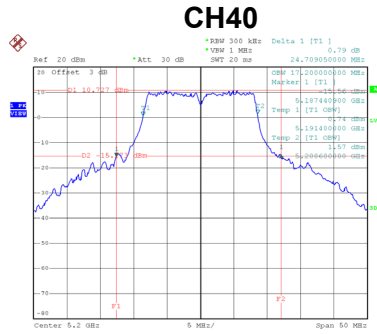
## APPENDIX E - BANDWIDTH

Test Mode	UNII-1_TX A Mode
-----------	------------------

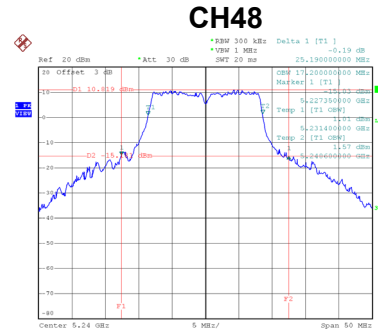
Channel	Frequency (MHz)	26 dB Bandwidth (MHz)	99 % Emission Bandwidth (MHz)
36	5180	24.79	17.20
40	5200	24.71	17.20
48	5240	25.19	17.20



Date: 17.DEC.2018 13:21:35



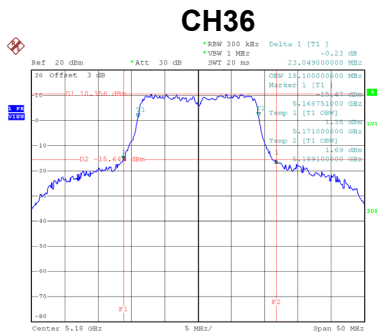
Date: 17.DEC.2018 13:23:09



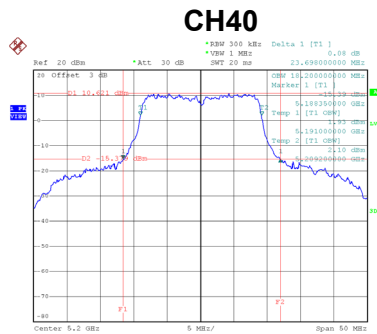
Date: 17.DEC.2018 13:24:15

Test Mode	UNII-1_TX N (HT20) Mode
-----------	-------------------------

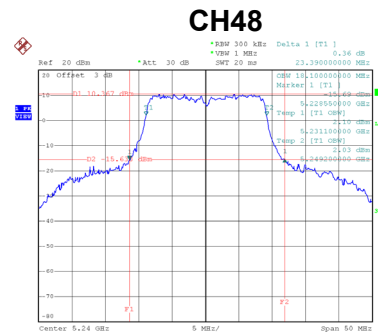
Channel	Frequency (MHz)	26 dB Bandwidth (MHz)	99 % Emission Bandwidth (MHz)
36	5180	23.05	18.10
40	5200	23.70	18.20
48	5240	23.39	18.10



Date: 17.DEC.2018 13:04:06



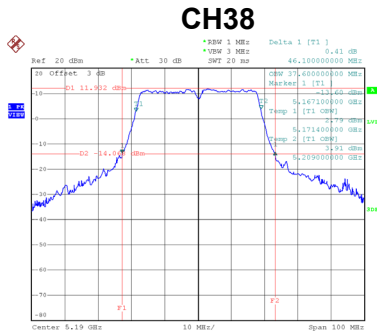
Date: 17.DEC.2018 13:06:49



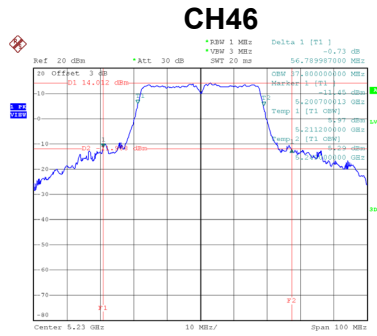
Date: 17.DEC.2018 13:08:11

Test Mode	UNII-1_TX N (HT40) Mode
-----------	-------------------------

Channel	Frequency (MHz)	26 dB Bandwidth (MHz)	99 % Emission Bandwidth (MHz)
38	5190	46.10	37.60
46	5230	56.79	37.80



Date: 17,DEC,2010 15:08:58



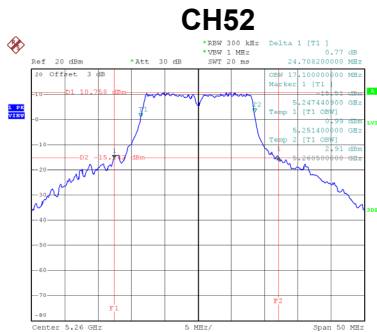
Date: 17,DEC,2010 14:04:16



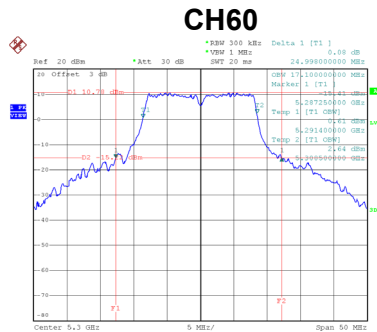
Test Mode	UNII-2A_TX A Mode
-----------	-------------------

Channel	Frequency (MHz)	26 dB Bandwidth (MHz)	99 % Emission Bandwidth (MHz)
52	5260	24.71	17.10
60	5300	25.00	17.10
64	5320	25.29	17.20

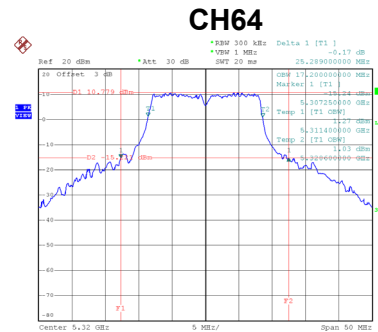
Note: The maximum conducted output power over the frequency bands of operation shall not exceed the lesser of 250 mW or 11 dBm + 10log B, where B is the 26dB Bandwidth in megahertz.



Date: 17\_DEC.2018 13:25:19



Date: 17\_DEC.2018 13:26:26

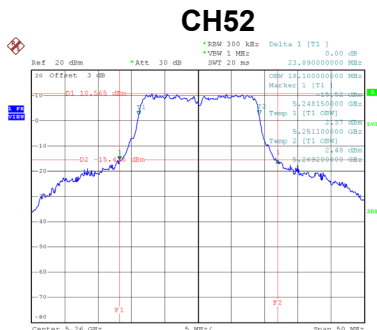


Date: 17\_DEC.2018 13:27:32

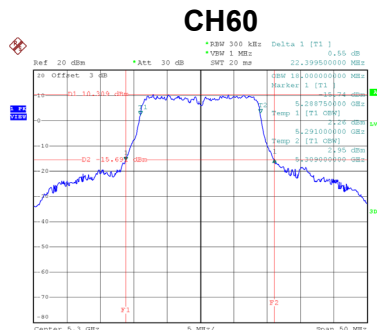
Test Mode	UNII-2A_TX N (HT20) Mode
-----------	--------------------------

Channel	Frequency (MHz)	26 dB Bandwidth (MHz)	99 % Emission Bandwidth (MHz)
52	5260	23.89	18.10
60	5300	22.40	18.00
64	5320	23.99	18.10

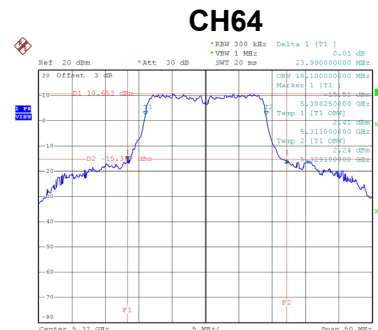
Note: The maximum conducted output power over the frequency bands of operation shall not exceed the lesser of 250 mW or 11 dBm + 10log B, where B is the 26dB Bandwidth in megahertz.



Date: 17\_DEC.2018 13:09:07



Date: 17\_DEC.2018 13:11:55

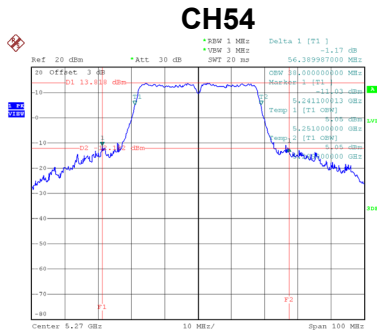


Date: 17\_DEC.2018 13:13:13

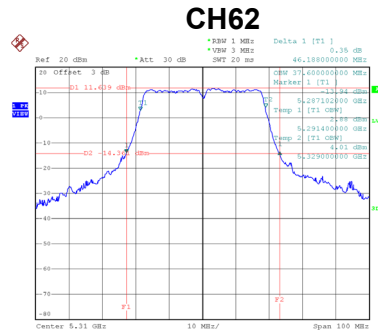
Test Mode	UNII-2A_TX N (HT40) Mode
-----------	--------------------------

Channel	Frequency (MHz)	26 dB Bandwidth (MHz)	99 % Emission Bandwidth (MHz)
54	5270	56.39	38.00
62	5310	46.19	37.60

Note: The maximum conducted output power over the frequency bands of operation shall not exceed the lesser of 250 mW or 11 dBm + 10log B, where B is the 26dB Bandwidth in megahertz.



Date: 17 DEC 2018 14:20:01

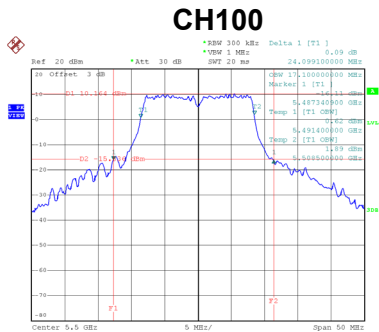


Date: 17 DEC 2018 15:10:25

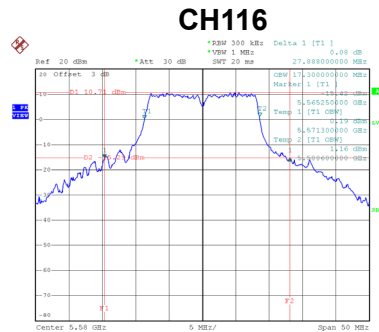
Test Mode	UNII-2C_TX A Mode
-----------	-------------------

Channel	Frequency (MHz)	26 dB Bandwidth (MHz)	99 % Emission Bandwidth (MHz)
100	5500	24.10	17.10
116	5580	27.89	17.30
140	5700	28.99	17.40

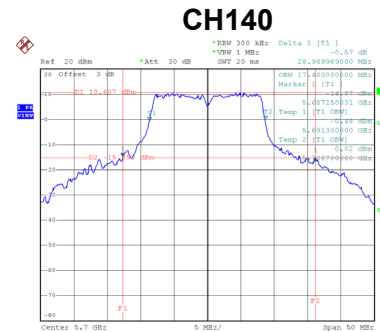
Note: The maximum conducted output power over the frequency bands of operation shall not exceed the lesser of 250 mW or 11 dBm + 10log B, where B is the 26dB Bandwidth in megahertz.



Date: 17\_DEC.2018 13:28:40



Date: 17\_DEC.2018 13:30:03

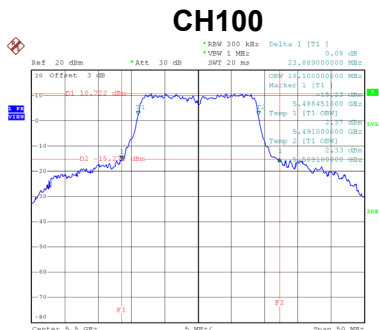


Date: 17\_DEC.2018 13:31:14

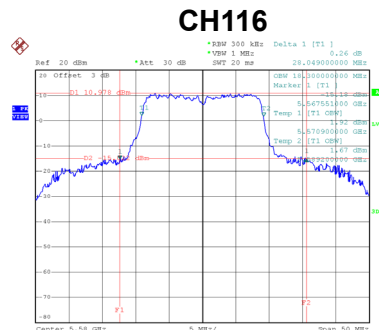
Test Mode	UNII-2C_TX N (HT20) Mode
-----------	--------------------------

Channel	Frequency (MHz)	26 dB Bandwidth (MHz)	99 % Emission Bandwidth (MHz)
100	5500	23.89	18.10
116	5580	28.05	18.30
140	5700	30.49	18.30

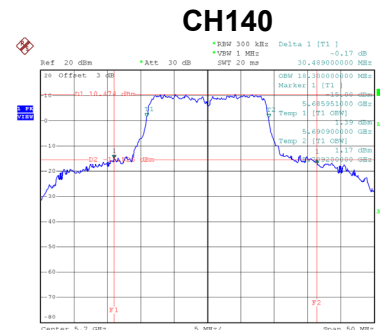
Note: The maximum conducted output power over the frequency bands of operation shall not exceed the lesser of 250 mW or 11 dBm + 10log B, where B is the 26dB Bandwidth in megahertz.



Date: 17\_DEC.2018 13:14:31



Date: 17\_DEC.2018 13:15:38

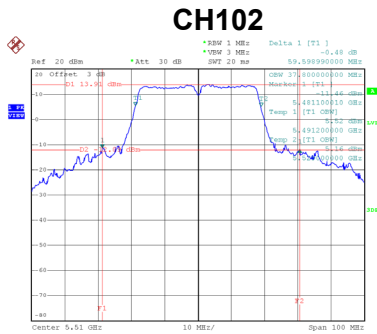


Date: 17\_DEC.2018 13:16:40

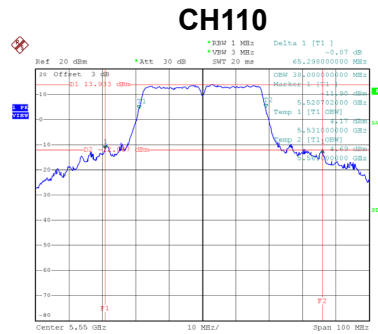
Test Mode	UNII-2C_TX N (HT40) Mode
-----------	--------------------------

Channel	Frequency (MHz)	26 dB Bandwidth (MHz)	99 % Emission Bandwidth (MHz)
102	5510	59.60	37.80
110	5550	65.30	38.00
134	5670	69.60	38.20

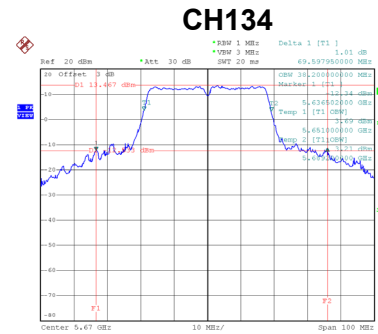
Note: The maximum conducted output power over the frequency bands of operation shall not exceed the lesser of 250 mW or 11 dBm + 10log B, where B is the 26dB Bandwidth in megahertz.



Date: 17 DEC 2018 14:29:10



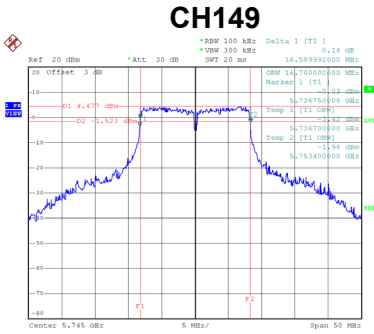
Date: 17 DEC 2018 14:45:33



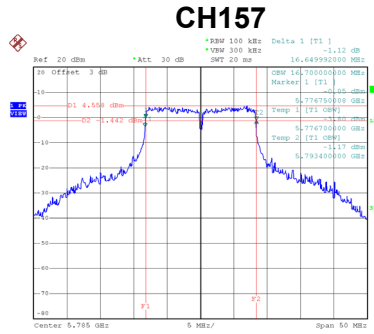
Date: 17 DEC 2018 14:48:04

**Test Mode** | UNII-3\_TX A Mode

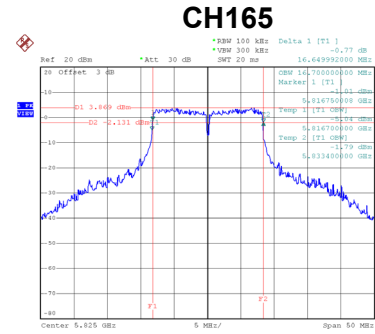
Channel	Frequency (MHz)	6 dB Bandwidth (MHz)	99 % Emission Bandwidth (MHz)	6 dB Bandwidth Min. Limit (kHz)	Result
149	5745	16.59	16.70	500	Complies
157	5785	16.65	16.70	500	Complies
165	5825	16.65	16.70	500	Complies



Date: 17.DEC.2018 13:32:40



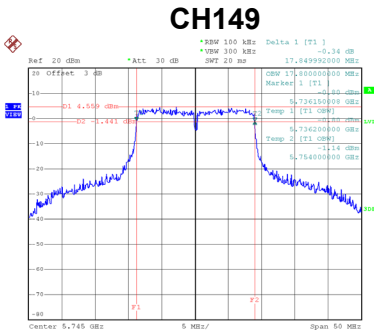
Date: 17.DEC.2018 13:33:50



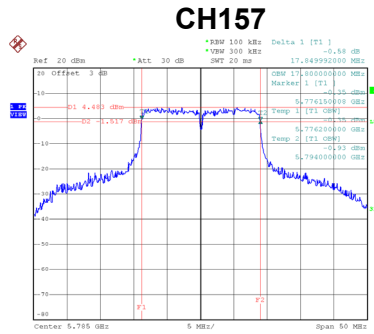
Date: 17.DEC.2018 13:34:56

**Test Mode** | UNII-3\_TX N (HT20) Mode

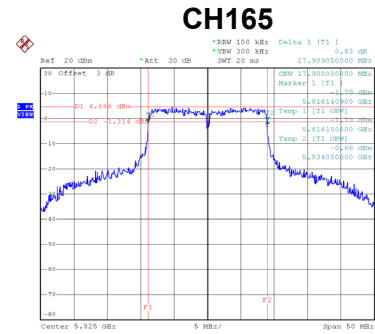
Channel	Frequency (MHz)	6 dB Bandwidth (MHz)	99 % Emission Bandwidth (MHz)	6 dB Bandwidth Min. Limit (kHz)	Result
149	5745	17.85	17.80	500	Complies
157	5785	17.85	17.80	500	Complies
165	5825	17.91	17.90	500	Complies



Date: 17.DEC.2018 13:17:58



Date: 17.DEC.2018 13:19:03

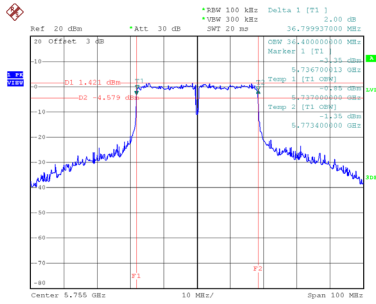


Date: 17.DEC.2018 13:20:06

Test Mode UNII-3\_TX N (HT40) Mode

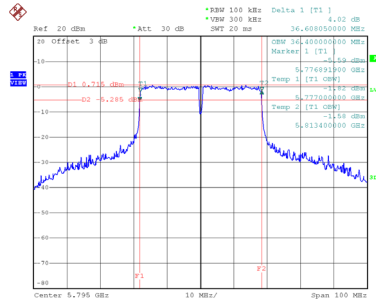
Channel	Frequency (MHz)	6 dB Bandwidth (MHz)	99 % Emission Bandwidth (MHz)	6 dB Bandwidth Min. Limit (kHz)	Result
151	5755	36.80	36.40	500	Complies
159	5795	36.61	36.40	500	Complies

CH151



Date: 17 DEC 2010 14:49:12

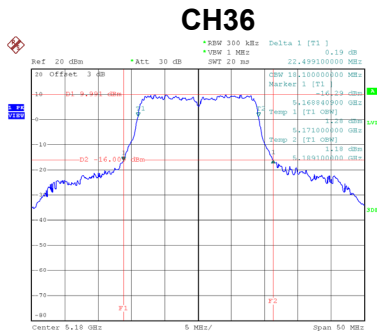
CH159



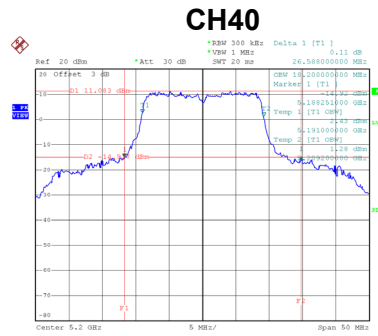
Date: 17 DEC 2010 14:50:46

Test Mode	UNII-1_TX AC (VHT20) Mode
-----------	---------------------------

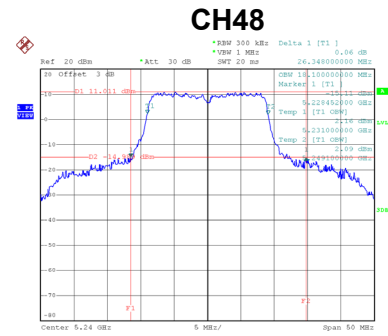
Channel	Frequency (MHz)	26 dB Bandwidth (MHz)	99 % Emission Bandwidth (MHz)
36	5180	22.50	18.10
40	5200	26.59	18.20
48	5240	26.35	18.10



Date: 17.DEC.2018 13:38:16



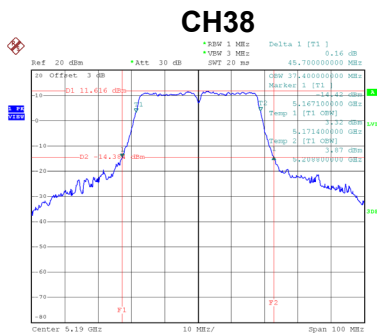
Date: 17.DEC.2018 13:39:25



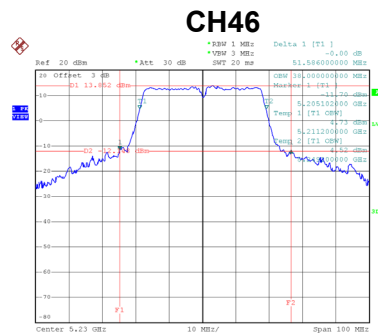
Date: 17.DEC.2018 13:43:20

Test Mode	UNII-1_TX AC (VHT40) Mode
-----------	---------------------------

Channel	Frequency (MHz)	26 dB Bandwidth (MHz)	99 % Emission Bandwidth (MHz)
38	5190	45.70	37.40
46	5230	51.59	38.00



Date: 17.DEC.2018 15:05:34

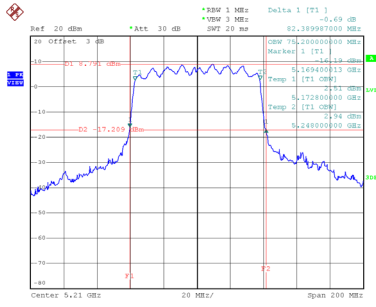


Date: 17.DEC.2018 14:54:28

Test Mode	UNII-1_TX AC (VHT80)
-----------	----------------------

Channel	Frequency (MHz)	26 dB Bandwidth (MHz)	99 % Emission Bandwidth (MHz)
42	5210	82.39	75.20

**CH42**



Date: 17.DEC.2018 15:12:06