




Appendix D. Photographs of EUT and Setup

FCC SAR Test Report

<Photographs of EUT>




<Antenna Location>




<EUT Front View>

FCC SAR Test Report

<Photographs of SAR Setup>



Test Position 1: USB Horizontal Up with 0.5 cm gap
(Antenna in vertical at 180 degree)




Test Position 2: USB Horizontal Up with 0.5 cm gap
(Antenna in vertical at 90 degree)



Test Position 3: USB Horizontal Down with 0.5 cm gap
(Antenna in vertical at 180 degree)



Test Position 4: USB Vertical Front with 0.5 cm gap
(Antenna in vertical at 180 degree)



Test Position 5: USB Vertical Back with 0.5 cm gap
(Antenna in vertical at 180 degree)



Test Position 6: USB Tip with 0.5 cm gap
(Antenna in horizontal)