

FCC 47 CFR PART 15 SUBPART C

Product Type : AC1900 Touch Screen Wi-Fi Range Extender

Applicant : TP-LINK TECHNOLOGIES CO., LTD.

Address : Building 24 (floors 1,3,4,5) and 28 (floors1-4) Central Science and Technology Park,Shennan Rd, Nanshan, Shenzhen,China

Trade Name : TP-LINK

Model Number : RE590T

Test Specification : FCC 47 CFR PART 15 SUBPART C: Oct., 2014
ANSI C63.10:2013

Receive Date : Jun. 08, 2015

Test Period : Jun. 15 ~ Sep. 07, 2015

Issue Date : Nov. 02, 2015

Issue by

A Test Lab Techno Corp.
No. 140-1, Changan Street, Bade City,
Taoyuan County 334, Taiwan R.O.C.
Tel : +886-3-2710188 / Fax : +886-3-2710190



Taiwan Accreditation Foundation accreditation number: 1330

Note: This report shall not be reproduced except in full, without the written approval of A Test Lab Techno Corp. This document may be altered or revised by A Test Lab Techno Corp. personnel only, and shall be noted in the revision section of the document. The client should not use it to claim product endorsement by TAF, or any government agencies. The test results in the report only apply to the tested sample.

Revision History

Rev.	Issue Date	Revisions	Revised By
00	Oct. 12, 2015	Initial Issue	
01	Oct. 28, 2015	Revised report information.	Peggy Chang
02	Nov. 02, 2015	Revised report information.	Peggy Chang

Verification of Compliance

Issued Date: 11/02/2015

Product Type : AC1900 Touch Screen Wi-Fi Range Extender
Applicant : TP-LINK TECHNOLOGIES CO., LTD.
Address : Building 24 (floors 1,3,4,5) and 28 (floors1-4) Central Science and Technology Park,Shennan Rd, Nanshan, Shenzhen,China
Trade Name : TP-LINK
Model Number : RE590T
FCC ID : TE7RE590T
EUT Rated Voltage : DC 12V, 2.5A
Test Voltage : 120 Vac / 60 Hz
Applicable Standard : FCC 47 CFR PART 15 SUBPART C: Oct., 2014
ANSI C63.10:2013

Test Result : Complied

Performing Lab. : A Test Lab Techno Corp.
No. 140-1, Changan Street, Bade City,
Taoyuan County 334, Taiwan R.O.C.
Tel : +886-3-2710188 / Fax : +886-3-2710190
Taiwan Accreditation Foundation accreditation number: 1330
<http://www.atl-lab.com.tw/e-index.htm>



A Test Lab Techno Corp. tested the above equipment in accordance with the requirements set forth in the above standards. All indications of Pass/Fail in this report are opinions expressed by A Test Lab Techno Corp. based on interpretations and/or observations of test results. Measurement Uncertainties were not taken into account and are published for informational purposes only. The test results show that the equipment tested is capable of demonstrating compliance with the requirements as documented in this report.

Approved By : Fly Lu (Manager) (Fly Lu)
Reviewed By : Eric Ou Yang (Testing Engineer) (Eric Ou Yang)

TABLE OF CONTENTS

1	General Information	6
2	EUT Description.....	7
3	Test Methodology.....	9
	3.1. Mode of Operation.....	9
	3.2. EUT Exercise Software	19
	3.3. Configuration of Test System Details.....	19
	3.4. Test Site Environment.....	20
4	Conducted Emission Measurement.....	21
	4.1. Limit.....	21
	4.2. Test Instruments	21
	4.3. Test Setup	21
	4.4. Test Procedure	22
	4.5. Test Result.....	23
5	Radiated Emission Measurement	25
	5.1. Limit.....	25
	5.2. Test Instruments	25
	5.3. Setup.....	26
	5.4. Test Procedure	28
	5.5. Test Result.....	30
6	Maximum Conducted Output Power Measurement.....	48
	6.1. Limit.....	48
	6.2. Test Setup	48
	6.3. Test Instruments	48
	6.4. Test Procedure	48
	6.5. Test Result.....	49
7	6dB RF Bandwidth Measurement.....	55
	7.1. Limit.....	55
	7.2. Test Setup	55
	7.3. Test Instruments	55
	7.4. Test Procedure	55
	7.5. Test Result.....	56
	7.6. Test Graphs	60

8	Maximum Power Density Measurement	91
8.1.	Limit	91
8.2.	Test Setup	91
8.3.	Test Instruments	91
8.4.	Test Procedure	91
8.5.	Test Result	93
8.6.	Test Graphs	97
9	Out of Band Conducted Emissions Measurement	128
9.1.	Limit	128
9.2.	Test Setup	128
9.3.	Test Instruments	128
9.4.	Test Procedure	128
9.5.	Test Graphs	129
10	Band Edges Measurement	222
10.1.	Limit	222
10.2.	Test Setup	222
10.3.	Test Instruments	222
10.4.	Test Procedure	223
10.5.	Test Result	224
11	Antenna Measurement	233
11.1.	Limit	233
11.2.	Antenna Connector Construction	233

1 General Information

1.1 Summary of Test Result

Standard	Item	Result	Remark
15.247			
15.207	AC Power Conducted Emission	PASS	-----
Standard	Item	Result	Remark
15.247			
15.247(d)	Transmitter Radiated Emissions	PASS	-----
15.247(b)(3)	Max. Output Power	PASS	-----
15.247(a)(2)	6dB RF Bandwidth	PASS	-----
15.247(e)	Power Spectral Density	PASS	-----
15.247(d)	Out of Band Conducted Spurious Emission	PASS	-----
15.247(d)	Band Edge Measurement	PASS	-----
15.203	Antenna Requirement	PASS	-----

The test results of this report relate only to the tested sample(s) identified in this report. Manufacturer or whom it may concern should recognize the pass or fail of the test result.

1.2 Measurement Uncertainty

Test Item	Frequency Range	Uncertainty (dB)
Conducted Emission	9kHz ~ 150KHz	2.7
	150kHz ~ 30MHz	2.8
Radiated Emission	30MHz ~ 1000MHz	6.300
	1000MHz ~ 18000MHz	5.474
	18000MHz ~ 26500MHz	5.630
	26500MHz ~ 40000MHz	5.054

2 EUT Description

Product	AC1900 Touch Screen Wi-Fi Range Extender			
Trade Name	TP-LINK			
Model No.	RE590T			
Applicant	TP-LINK TECHNOLOGIES CO., LTD. Building 24 (floors 1,3,4,5) and 28 (floors1-4) Central Science and Technology Park,Shennan Rd, Nanshan, Shenzhen,China			
Manufacturer	TP-LINK TECHNOLOGIES CO., LTD. Building 24 (floors 1,3,4,5) and 28 (floors1-4) Central Science and Technology Park,Shennan Rd, Nanshan, Shenzhen,China			
FCC ID	TE7RE590T			
Operate Freq. Band	Frequency Range (MHz)	Modulation	Channel Bandwidth	Data Rate
IEEE 802.11b	2412 ~ 2462	DSSS	20MHz	Up to 11Mbps
IEEE 802.11g	2412 ~ 2462	DSSS+OFDM	20MHz	Up to 54Mbps
IEEE 802.11n 2.4GHz 20MHz	2412 ~ 2462	OFDM	20MHz	Up to 260.1Mbps
IEEE 802.11n 2.4GHz 40MHz	2422 ~ 2452	OFDM	40MHz	Up to 600Mbps
IEEE 802.11a U-NII Band III	5745 ~ 5825	OFDM	20MHz	Up to 54Mbps
IEEE 802.11n U-NII Band III 20MHz	5745 ~ 5825	OFDM	20MHz	Up to 216.7Mbps
IEEE 802.11n U-NII Band III 40MHz	5755 ~ 5795	OFDM	40MHz	Up to 450Mbps
IEEE 802.11ac U-NII Band III 20MHz	5745 ~ 5825	OFDM	20MHz	Up to 260.1Mbps
IEEE 802.11ac U-NII Band III 40MHz	5755 ~ 5795	OFDM	40MHz	Up to 600Mbps
IEEE 802.11ac U-NII Band III 80MHz	5775	OFDM	80MHz	Up to 1299.9Mbps
Antenna Type	Omni Directional Antenna			
Antenna Gain	2.0 dBi			

RF Output Power	IEEE 802.11b: 0.734 W / 28.65 dBm			
	IEEE 802.11g: 0.653 W / 28.15 dBm			
	IEEE 802.11n 2.4GHz 20MHz: 0.566 W / 27.53 dBm			
	IEEE 802.11n 2.4GHz 40MHz: 0.248 W / 23.94 dBm			
	IEEE 802.11a U-NII Band III: 0.791 W / 28.98 dBm			
	IEEE 802.11ac U-NII Band III 20MHz: 0.773 W / 28.88 dBm			
	IEEE 802.11ac U-NII Band III 40MHz: 0.734 W / 28.66 dBm			
	IEEE 802.11ac U-NII Band III 80MHz: 0.716 W / 28.55 dBm			
	Beamforming on			
	IEEE 802.11ac U-NII Band III 20MHz: 0.286 W / 24.56 dBm			
IEEE 802.11ac U-NII Band III 40MHz: 0.268 W / 24.28 dBm				
IEEE 802.11ac U-NII Band III 80MHz: 0.259 W / 24.13 dBm				
Component List				
Power adapter	Trade Name	TenPao	Model Number	S040EU1200250
	I/P: 100-240VAC, 50/60Hz, 1.2A			
	O/P: 12.0VDC, 2500mA			
Cable out: Non-Shielded, 1.5m, Non-Detachable at Power Adapter				

3 Test Methodology

3.1. Mode of Operation

Decision of Test ATL has verified the construction and function in typical operation. All the test modes were carried out with the EUT in normal operation, which was shown in this test report and defined as:

Test Mode
Mode 1: Normal Operation Mode
Mode 2: IEEE 802.11b Link Mode
Mode 3: IEEE 802.11g Link Mode
Mode 4: IEEE 802.11n 2.4GHz 20MHz Link Mode
Mode 5: IEEE 802.11n 2.4GHz 40MHz Link Mode
Mode 6: IEEE 802.11a U-NII Band III Link Mode
Mode 7: IEEE 802.11ac U-NII Band III 20MHz Link Mode
Mode 8: IEEE 802.11ac U-NII Band III 40MHz Link Mode
Mode 9: IEEE 802.11ac U-NII Band III 80MHz Link Mode

Software used to control the EUT for staying in continuous transmitting mode was programmed.

After verification, all tests were carried out with the worst case test modes as shown below except radiated spurious emission below 1GHz and power line conducted emissions below 30MHz, which worst case was in normal link mode only.

Note: U-NII band III 20MHz / 40MHz are only evaluated ac mode.

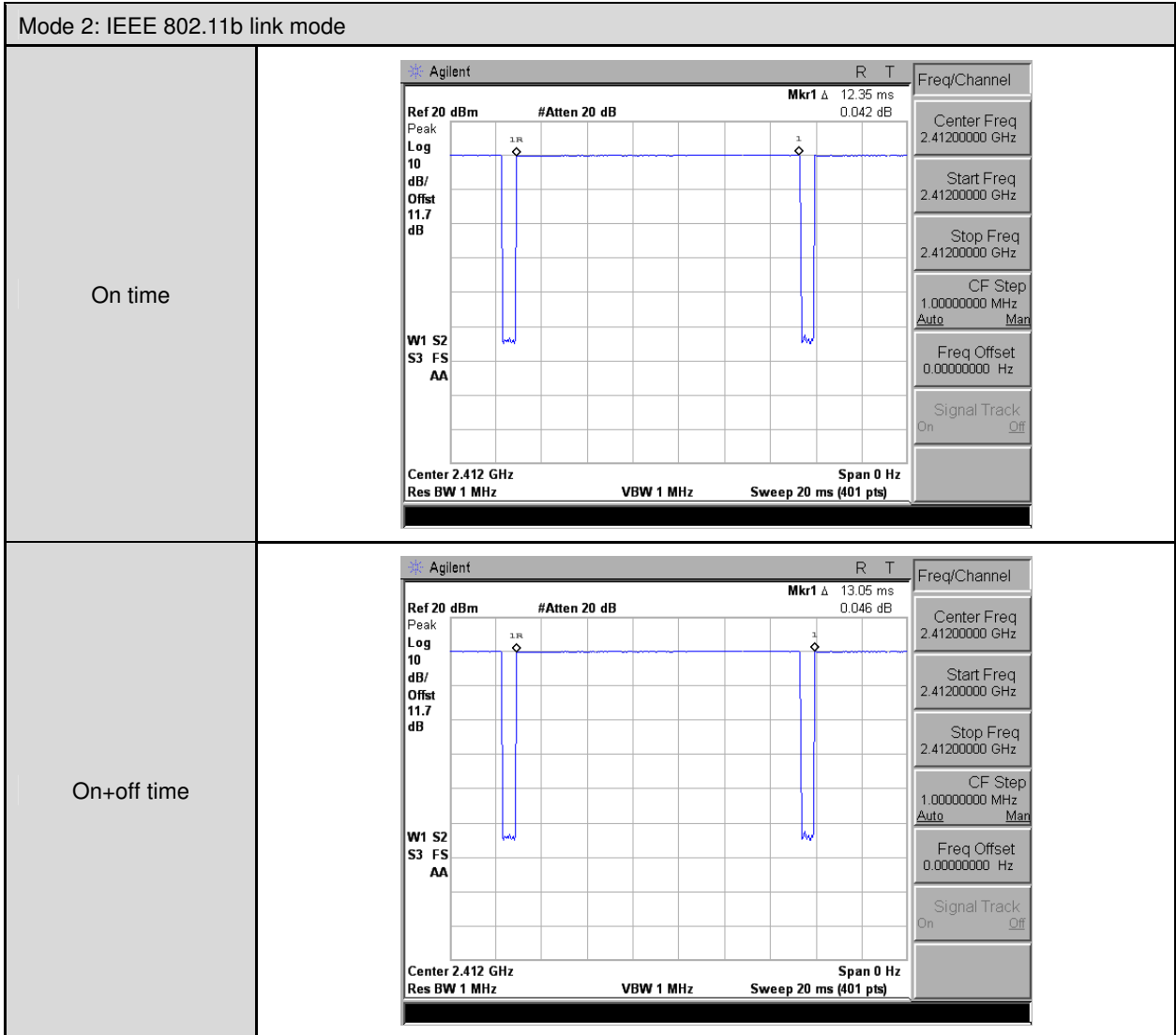
Test Mode	Antenna Delivery	Test Channel	Data Rate
Mode 2: IEEE 802.11b link mode	3TX / 3RX	1, 6, 11	1
Mode 3: IEEE 802.11g link mode	3TX / 3RX	1, 6, 11	6
Mode 4: IEEE 802.11n 2.4GHz 20MHz link mode	3TX / 3RX	1, 6, 11	19.5
Mode 5: IEEE 802.11n 2.4GHz 40MHz link mode	3TX / 3RX	3, 6, 9	40.5
Mode 6: IEEE 802.11a U-NII Band III Link Mode	3TX / 3RX	149, 157, 165	6
Mode 7: IEEE 802.11ac U-NII Band III 20MHz Link Mode	3TX / 3RX	149, 157, 165	19.5
Mode 8: IEEE 802.11ac U-NII Band III 40MHz Link Mode	3TX / 3RX	151, 159	40.5
Mode 9: IEEE 802.11ac U-NII Band III 80MHz Link Mode	3TX / 3RX	155	87.9

Duty cycle

Test Mode	Frequency (MHz)	on time (ms)	on+off time (ms)	Duty cycle	Duty Factor (dB)	1/T Minimum VBW (kHz)
Mode 2: IEEE 802.11b link mode	2412.0	12.350	13.050	0.946	0.239	0.081
Mode 3: IEEE 802.11g link mode	2412.0	2.037	2.163	0.942	0.261	0.491
Mode 4: IEEE 802.11n 2.4GHz 20MHz link mode	2412.0	1.912	2.025	0.944	0.249	0.523
Mode 5: IEEE 802.11n 2.4GHz 40MHz link mode	2422.0	0.980	1.060	0.925	0.341	1.020
Mode 6: IEEE 802.11a U-NII Band III Link Mode	5745.0	2.100	2.188	0.960	0.178	0.476
Mode 7: IEEE 802.11ac U-NII Band III 20MHz Link Mode	5745.0	0.700	0.763	0.918	0.371	1.429
Mode 8: IEEE 802.11ac U-NII Band III 40MHz Link Mode	5755.0	0.370	0.450	0.822	0.850	2.703
Mode 9: IEEE 802.11ac U-NII Band III 80MHz Link Mode	5775.0	0.210	0.220	0.955	0.202	4.762

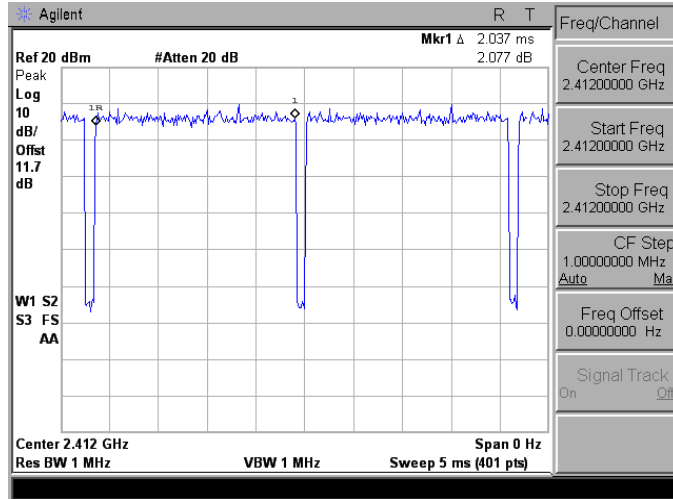
Duty Cycle Graphs

Mode 2: IEEE 802.11b link mode

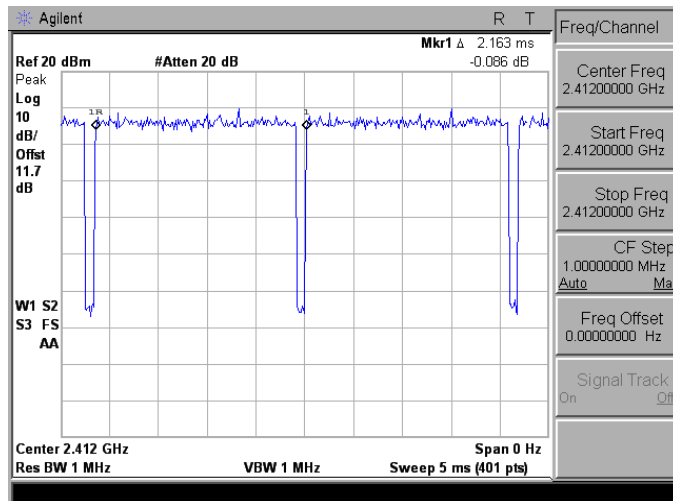


Mode 3: IEEE 802.11g Mode

On time

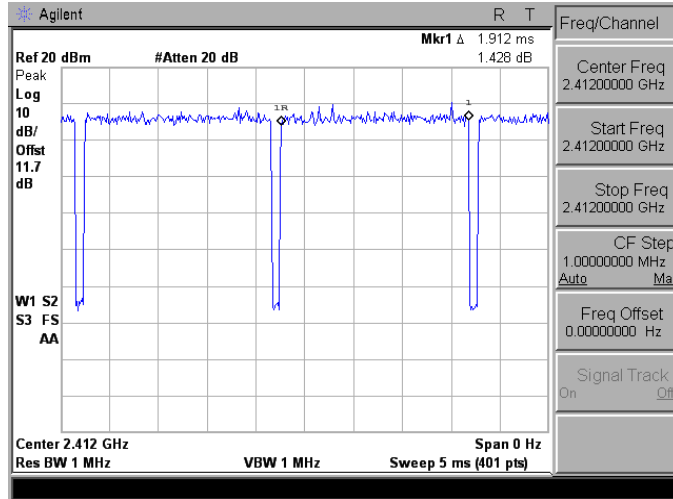


On+off time

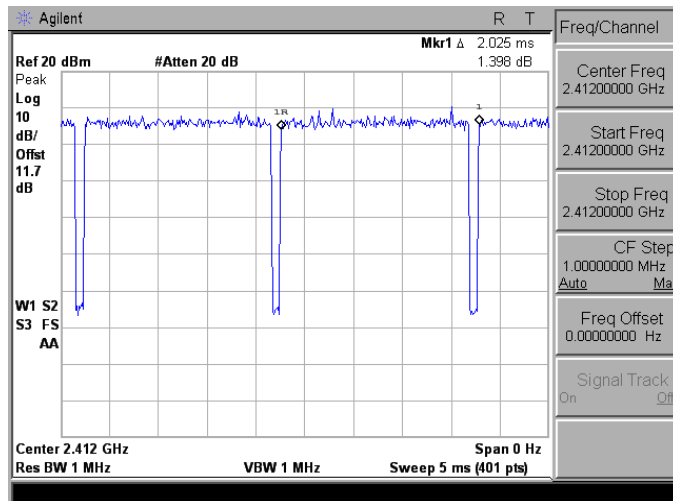


Mode 4: IEEE 802.11n 2.4GHz 20MHz Mode

On time

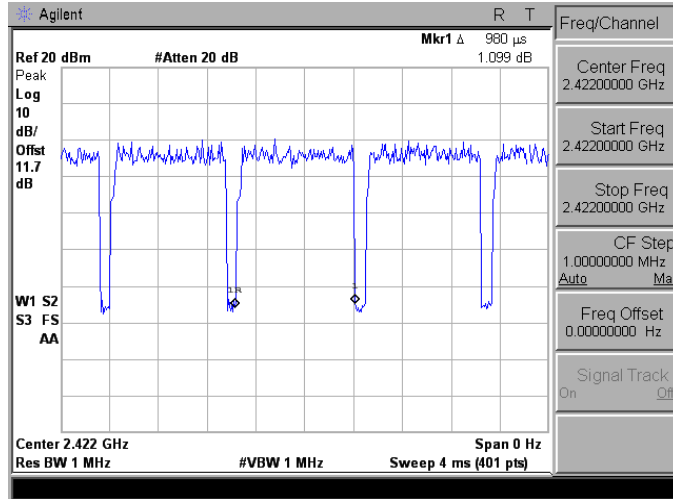


On+off time

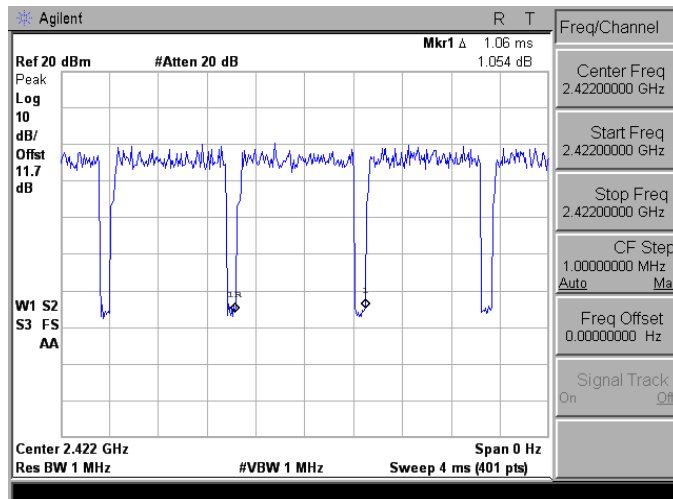


Mode 5: IEEE 802.11n 2.4GHz 40MHz Mode

On time

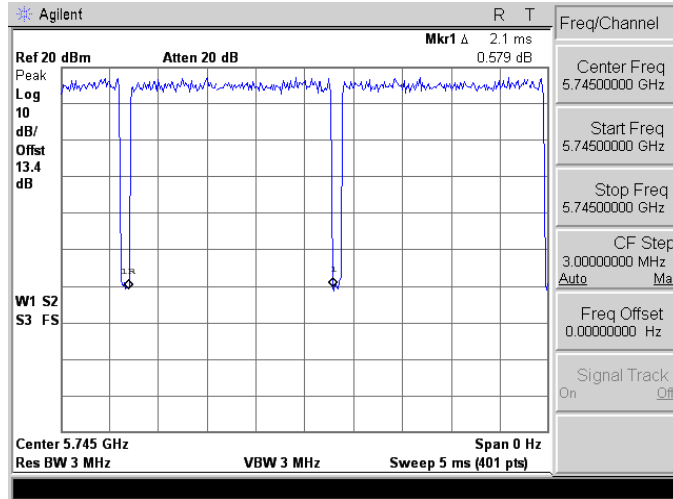


On+off time

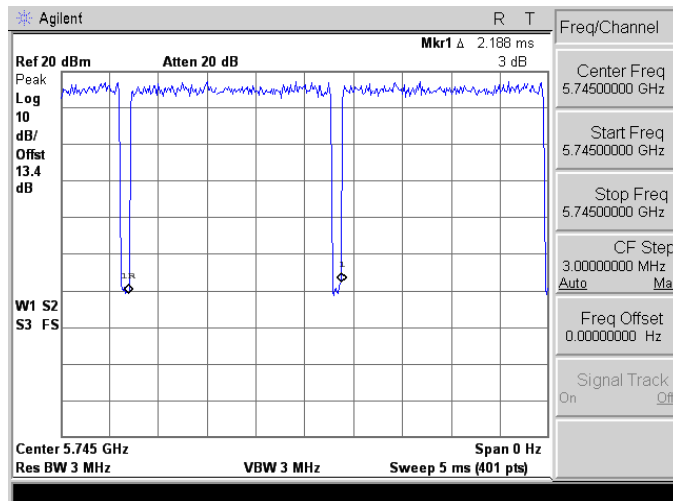


Mode 6: IEEE 802.11a U-NII Band III Link Mode

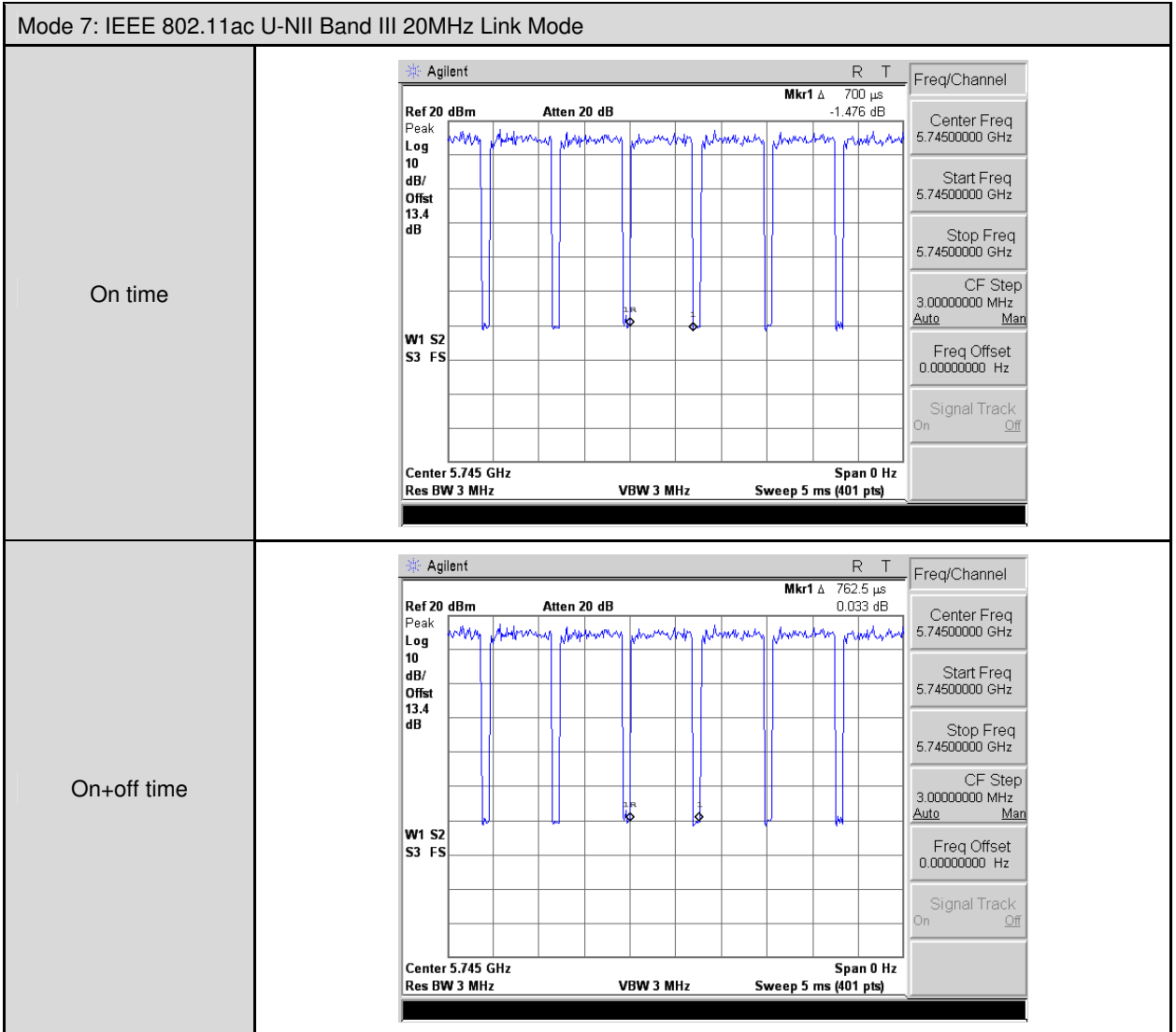
On time



On+off time



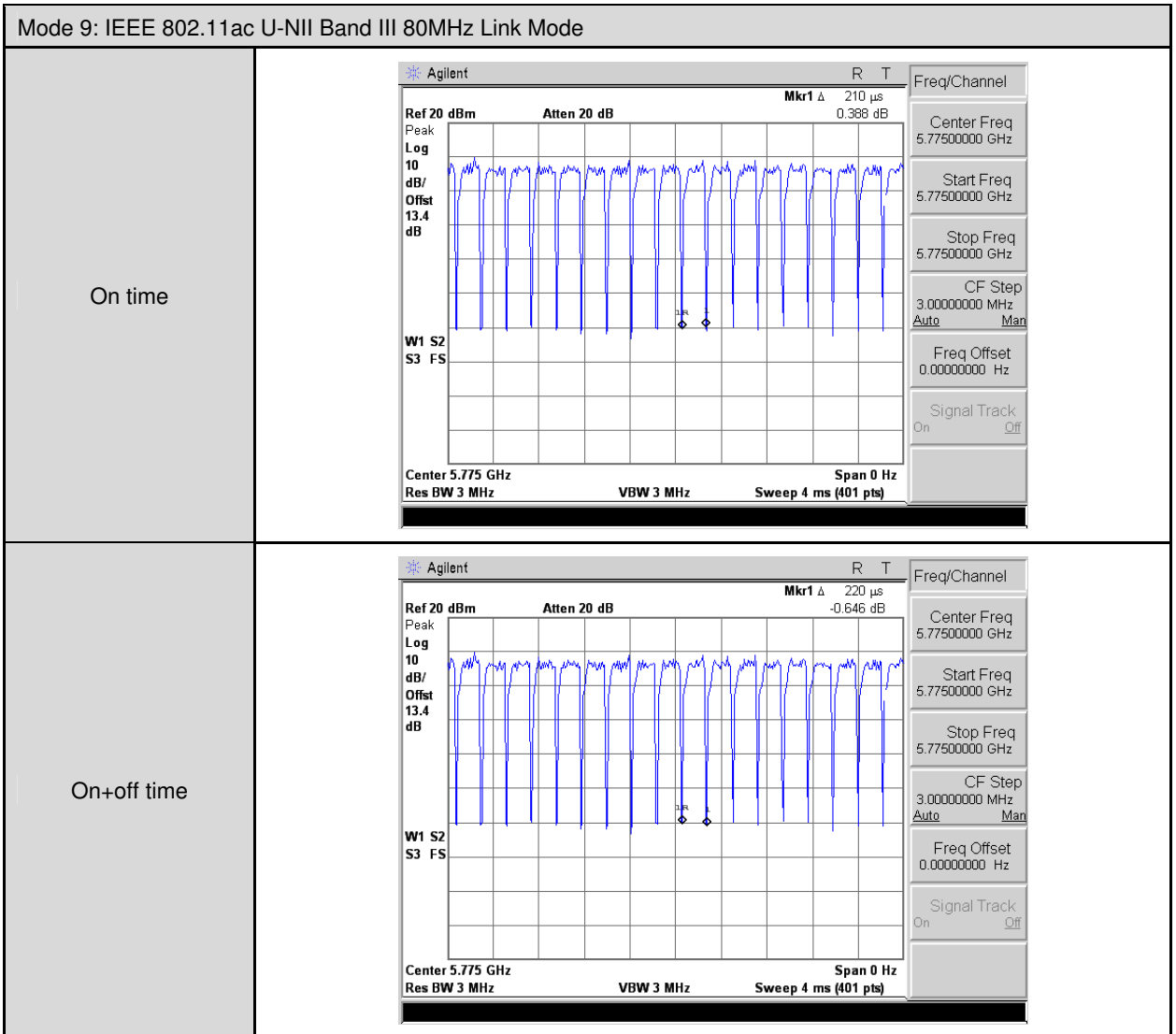
Mode 7: IEEE 802.11ac U-NII Band III 20MHz Link Mode



Mode 8: IEEE 802.11ac U-NII Band III 40MHz Link Mode



Mode 9: IEEE 802.11ac U-NII Band III 80MHz Link Mode

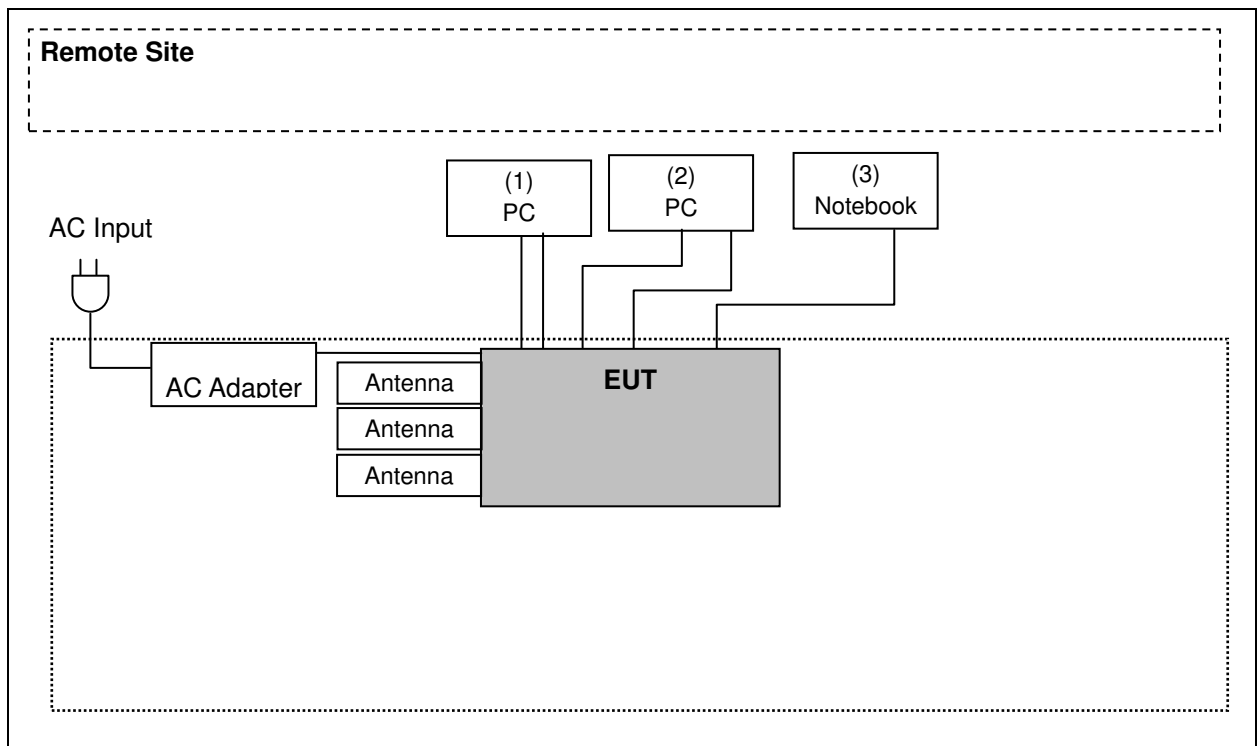


3.2. EUT Exercise Software

1.	Setup the EUT shown on 3.3.
2.	Turn on the power of all equipment.
3.	Turn on Wi-Fi function.
4.	EUT run test program.

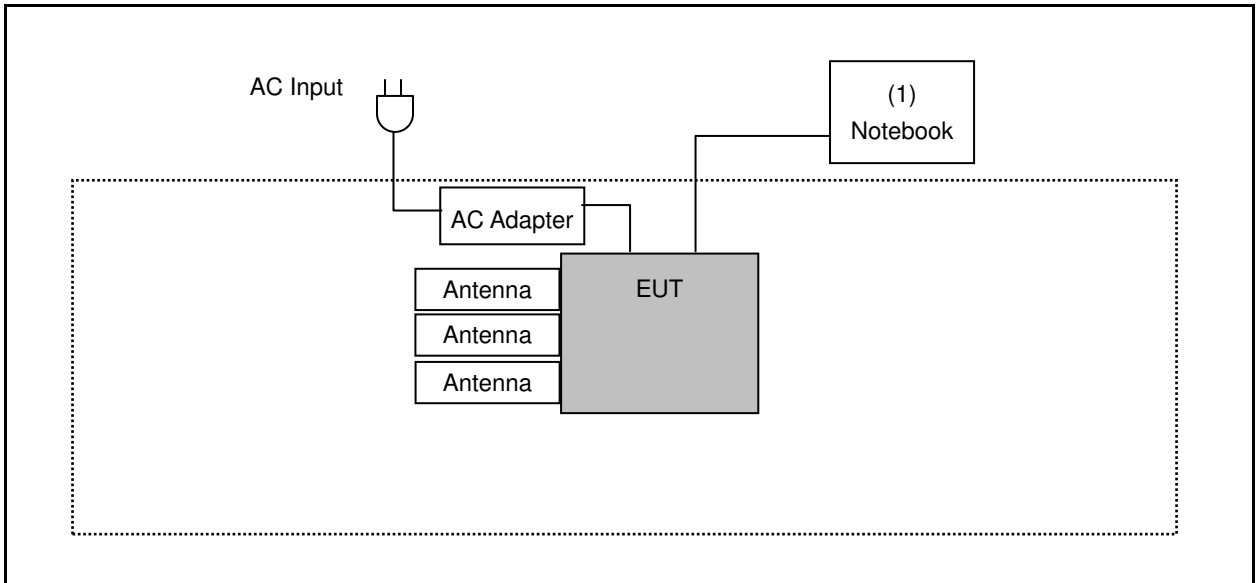
3.3. Configuration of Test System Details

Conducted Emission



Devices Description					
	Product	Manufacturer	Model Number	Serial Number	Power Cord
(1)	PC	DELL	T3610	F5XBW02	Non-Shielded, 1.8m
(2)	PC	DELL	9020	HJMBW02	Non-Shielded, 1.8m
(3)	Notebook	DELL	LAPTITU	6699565657	Non-Shielded, 0.8m
(4)	HDD	My passport	WDBKXH5000ABK-03	SN:WX71A8241990	Power by EUT
(5)	HDD	My passport	WDBKXH5000ABK-03	SN:WX51A92W7432	Power by EUT

Radiated Emission



Devices Description				
Product	Manufacturer	Model Number	Serial Number	Power Cord
(1) Notebook	DELL	LAPTITU	6699565657	Non-Shielded, 0.8m

3.4. Test Site Environment

Items	Required (IEC 60068-1)	Actual
Temperature (°C)	15-35	26
Humidity (%RH)	25-75	60
Barometric pressure (mbar)	860-1060	950

4 Conducted Emission Measurement

4.1. Limit

Frequency (MHz)	Quasi-peak	Average
0.15 - 0.5	66 to 56	56 to 46
0.50 - 5.0	56	46
5.0 - 30.0	60	50

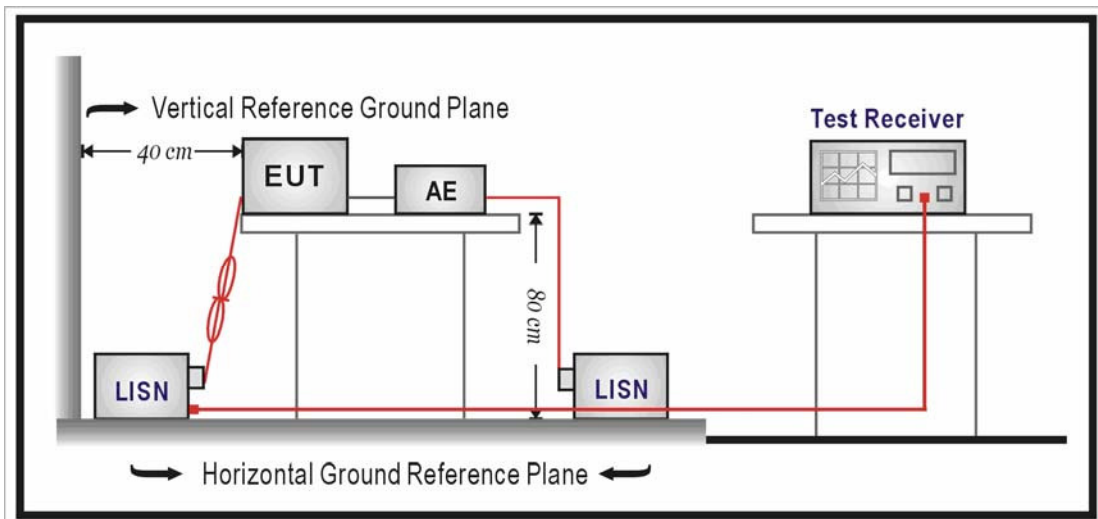
4.2. Test Instruments

Describe	Manufacturer	Model Number	Serial Number	Cal. Date	Remark
Test Receiver	R&S	ESCI	100367	06/25/2015	(1)
LISN	R&S	ENV216	101040	03/10/2015	(1)
LISN	R&S	ENV216	101041	03/06/2015	(1)
RF Cable	Woken	00100D1380194M	TE-02-02	06/26/2015	(1)
Test Site	ATL	TE02	TE02	N.C.R.	-----

Remark: (1) Calibration period 1 year. (2) Calibration period 2 years. (3) Calibration period 3 years.

Note: N.C.R. = No Calibration Request.

4.3. Test Setup



4.4. Test Procedure

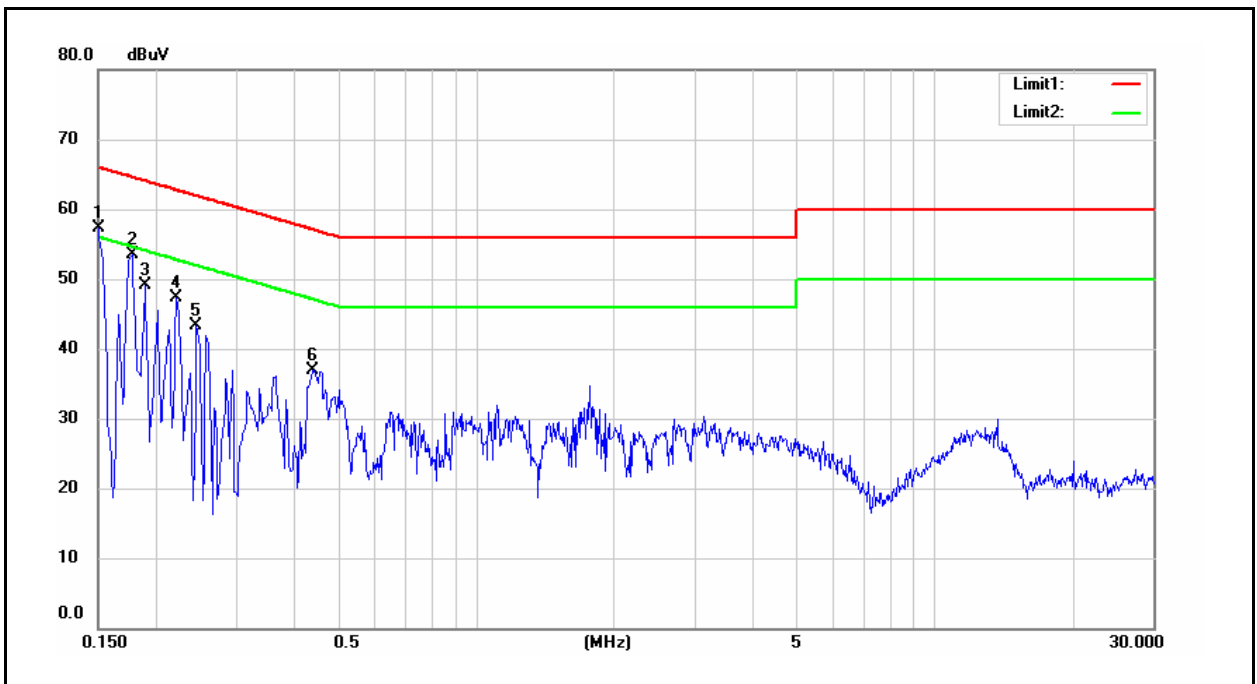
The power line conducted emission measurements were performed in a shielded enclosure. The EUT was assembled on a wooden table which is 80 centimeters high, was placed 40 centimeters from the back wall and at least 1 meter from the sidewall.

Power was fed to the EUT from the public utility power grid through a line filter and EMCO Model 3162/2 SH Line Impedance Stabilization Networks (LISN). The LISN housing, measuring instrumentation case, ground plane, etc., were electrically bonded together at the same RF potential. The Spectrum analyzer was connected to the AC line through an isolation transformer. The 50-ohm output of the LISN was connected to the spectrum analyzer directly. Conducted emission levels were in the CISPR quasi-peak detection mode. The analyzer's 6 dB bandwidth was set to 9 KHz. No post-detector video filter was used.

The spectrum was scanned from 150 KHz to 30 MHz. The physical arrangement of the test system and associated cabling was varied (within the scope of arrangements likely to be encountered in actual use) to determine the effect on the unit's emanations in amplitude and frequency. All spurious emission frequencies were observed. The highest emission amplitudes relative to the appropriate limit were measured and have been recorded in paragraph 4.1.

4.5. Test Result

Standard:	FCC Part 15C	Line:	L1
Test item:	Conducted Emission	Power:	AC 120V/60Hz
Model Number:	RE590T	Temp.(°C)/Hum.(%RH):	26(°C)/60%RH
Mode:	1	Date:	08/18/2015
		Test By:	Eric Ou Yang
Description:			

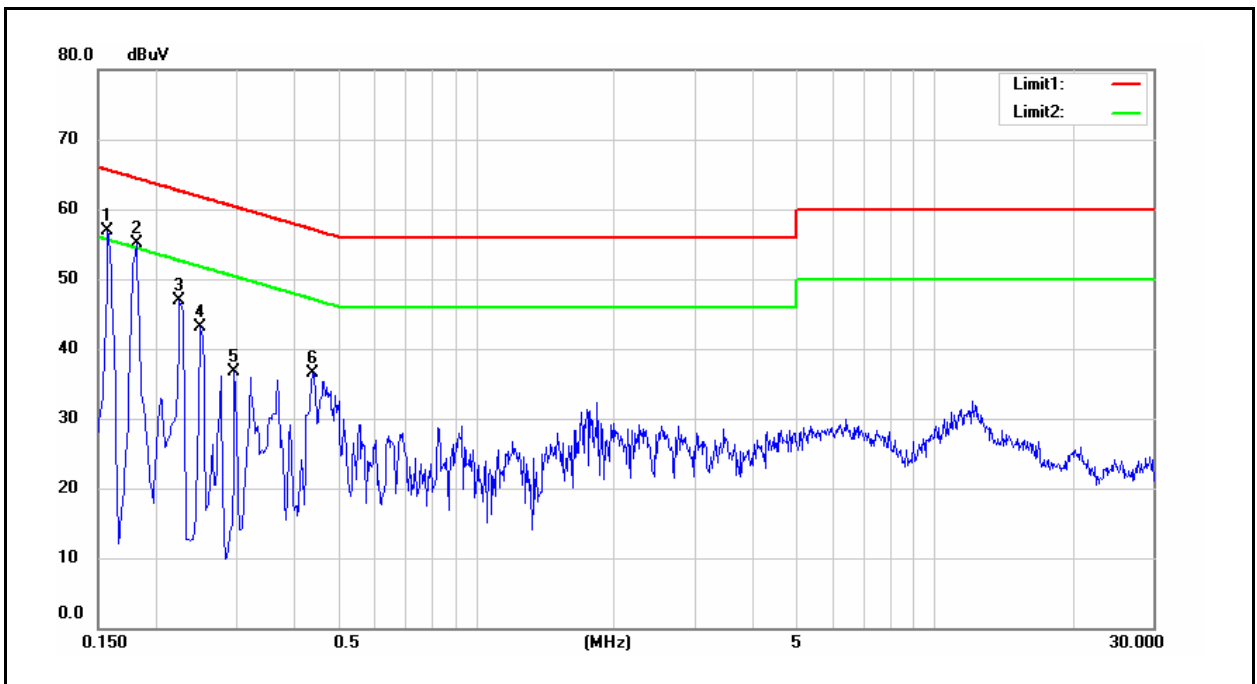


No.	Frequency (MHz)	QP reading (dBuV)	AVG reading (dBuV)	Correction factor (dB)	QP result (dBuV)	AVG result (dBuV)	QP limit (dBuV)	AVG limit (dBuV)	QP margin (dB)	AVG margin (dB)	Remark
1	0.1500	47.17	29.00	9.58	56.75	38.58	66.00	56.00	-9.25	-17.42	Pass
2	0.1780	41.95	25.08	9.58	51.53	34.66	64.58	54.58	-13.05	-19.92	Pass
3	0.1900	39.62	20.89	9.58	49.20	30.47	64.04	54.04	-14.84	-23.57	Pass
4	0.2220	35.82	20.55	9.58	45.40	30.13	62.74	52.74	-17.34	-22.61	Pass
5	0.2468	30.60	10.30	9.58	40.18	19.88	61.86	51.86	-21.68	-31.98	Pass
6	0.4420	26.35	18.46	9.59	35.94	28.05	57.02	47.02	-21.08	-18.97	Pass

Note: 1. Result (dBuV) = Correction factor (dB) + Reading(dBuV).

2. Correction factor (dB) = Cable loss (dB) + L.I.S.N. factor (dB).

Standard:	FCC Part 15C	Line:	N
Test item:	Conducted Emission	Power:	AC 120V/60Hz
Model Number:	RE590T	Temp.(°C)/Hum.(%RH):	26(°C)/60%RH
Mode:	1	Date:	08/18/2015
		Test By:	Eric Ou Yang
Description:			



No.	Frequency (MHz)	QP reading (dBuV)	AVG reading (dBuV)	Correction factor (dB)	QP result (dBuV)	AVG result (dBuV)	QP limit (dBuV)	AVG limit (dBuV)	QP margin (dB)	AVG margin (dB)	Remark
1	0.1580	39.91	14.28	9.58	49.49	23.86	65.57	55.57	-16.08	-31.71	Pass
2	0.1820	42.08	26.93	9.58	51.66	36.51	64.39	54.39	-12.73	-17.88	Pass
3	0.2260	34.30	14.91	9.58	43.88	24.49	62.60	52.60	-18.72	-28.11	Pass
4	0.2500	31.59	13.61	9.59	41.18	23.20	61.76	51.76	-20.58	-28.56	Pass
5	0.2980	25.98	9.27	9.59	35.57	18.86	60.30	50.30	-24.73	-31.44	Pass
6	0.4420	24.62	16.02	9.59	34.21	25.61	57.02	47.02	-22.81	-21.41	Pass

Note: 1. Result (dBuV) = Correction factor (dB) + Reading(dBuV).

2. Correction factor (dB) = Cable loss (dB) + L.I.S.N. factor (dB).

5 Radiated Emission Measurement

5.1. Limit

According to §15.209(a), except as provided elsewhere in this subpart, the emissions from an intentional radiator shall not exceed the field strength levels specified in the following table:

Frequency (MHz)	Field Strength ($\mu\text{V}/\text{m}$ at meter)	Measurement Distance (meters)
0.009 – 0.490	2400 / F (kHz)	300
0.490 – 1.705	24000 / F (kHz)	30
1.705 – 30.0	30	30
30 - 88	100**	3
88-216	150**	3
216-960	200**	3
Above 960	500	3

** Except as provided in paragraph (g), fundamental emissions from intentional radiators operating under this Section shall not be located in the frequency bands 54-72 MHz, 76-88 MHz, 174-216 MHz or 470-806 MHz. However, operation within these frequency bands is permitted under other sections of this Part, e.g., Sections 15.231 and 15.241.

5.2. Test Instruments

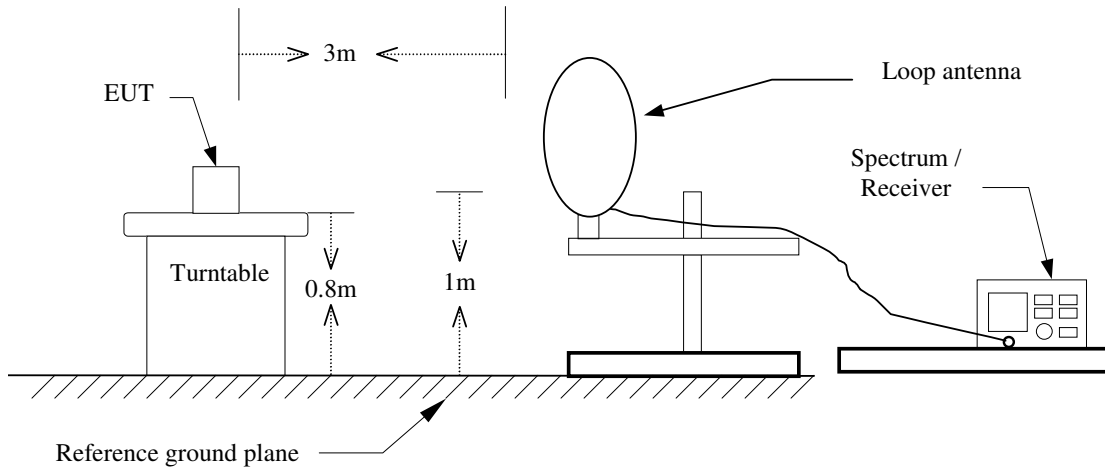
3 Meter Chamber					
Equipment	Manufacturer	Model Number	Serial Number	Cal. Date	Remark
RF Pre-selector	Agilent	N9039A	MY46520256	01/06/2015	(1)
Spectrum Analyzer	Agilent	E4446A	MY46180578	01/06/2015	(1)
Pre Amplifier	Agilent	8449B	3008A02237	02/24/2015	(1)
Pre Amplifier	Agilent	8447D	2944A10961	02/24/2015	(1)
Broadband Antenna (30MHz~1GHz)	SCHWARZBECK MESS-ELEKTRONIK	VULB9163	9163-270	08/11/2015	(1)
Horn Antenna (1~18GHz)	SCHWARZBECK MESS-ELEKTRONIK	BBHA9120D	9120D-550	06/12/2015	(1)
Horn Antenna (18~40GHz)	SCHWARZBECK MESS-ELEKTRONIK	BBHA9170	9170-320	07/06/2015	(1)
Loop Antenna	COM-POWER CORPORATION	AL-130	121014	02/02/2015	(1)
Microwave Cable	EMCI	EMC-104-SM-S M-14000	140202	02/24/2015	(1)
Microwave Cable	EMCI	EMC104-SM-S M-600	140301	02/24/2015	(1)
Bore-sight Antenna Tower	MF	MFA-520BSN	1308243	N.C.R.	-----
Test Site	ATL	TE01	888001	08/27/2015	(1)

Remark: (1) Calibration period 1 year. (2) Calibration period 2 years. (3) Calibration period 3 years.

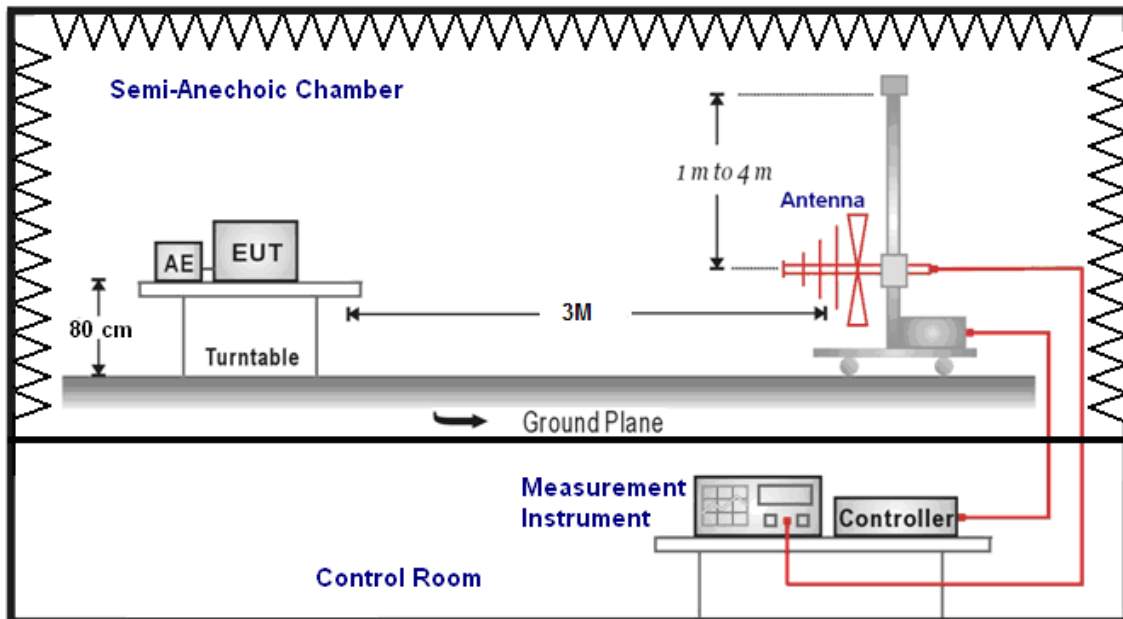
Note: N.C.R. = No Calibration Request.

5.3. Setup

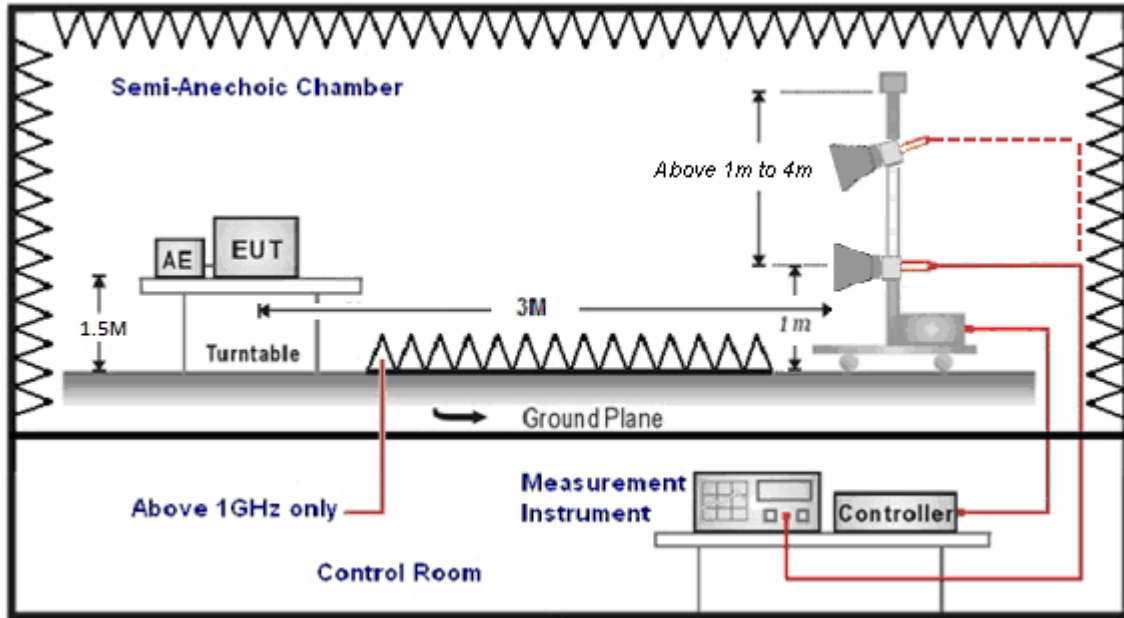
9kHz ~ 30MHz



Below 1GHz



Above 1GHz



5.4. Test Procedure

Final radiation measurements were made on a three-meter, Semi Anechoic Chamber. The EUT system was placed on a nonconductive turntable which is 0.8 or 1.5 meters height (below 1GHz use 0.8m turntable / above 1GHz use 1.5m turntable), top surface 1.0 x 1.5 meter. The spectrum was examined from 250 MHz to 2.5 GHz in order to cover the whole spectrum below 10th harmonic which could generate from the EUT. During the test, EUT was set to transmit continuously & Measurements spectrum range from 9 kHz to 40 GHz is investigated.

For measurements below 1 GHz the resolution bandwidth is set to 100 kHz for peak detection measurements or 120 kHz for quasi-peak detection measurements. Peak detection is used unless otherwise noted as quasi-peak.

For measurements above 1 GHz the resolution bandwidth is set to 1 MHz, and then the video bandwidth is set to 1 MHz for peak measurements and 10 Hz for average measurements when Duty cycle >0.98 / 1/T for average measurements when Duty cycle <0.98. A nonconductive material surrounded the EUT to supporting the EUT for standing on three orthogonal planes. At each condition, the EUT was rotated 360 degrees, and the antenna was raised and lowered from one to four meters to find the maximum emission levels. Measurements were taken using both horizontal and vertical antenna polarization.

SCHWARZBECK MESS-ELEKTRONIK Biconilog Antenna (mode VULB9163) at 3 Meter and the SCHWARZBECK Double Ridged Guide Antenna (model BBHA9120D&9170) was used in frequencies 1 – 40GHz at a distance of 3 meter. The Antenna at an angle toward the source of the emission. All test results were extrapolated to equivalent signal at 3 meters utilizing an inverse linear distance extrapolation Factor (20dB/decade).

For testing above 1GHz, the emission level of the EUT in peak mode was 20dB lower than average limit (that means the emission level in peak mode also complies with the limit in average mode), then testing will be stopped and peak values of EUT will be reported, otherwise, the emissions will be measured in average mode again and reported.

Appropriate preamplifiers were used for improving sensitivity and precautions were taken to avoid overloading or desensitizing the spectrum analyzer. No post – detector video filters were used in the test.

The spectrum analyzer's 6 dB bandwidth was set to 1 MHz, and the analyzer was operated in the peak detection mode, for frequencies both below and up 1 GHz. The average levels were obtained by subtracting the duty cycle correction factor from the peak readings.

The following procedures were used to convert the emission levels measured in decibels referenced to 1 microvolt (dBuV) into field intensity in micro volts pre meter (uV/m).

The actual field intensity in decibels referenced to 1 microvolt in to field intensity in micro volts per meter (dBuV/m).

The actual field intensity in referenced to 1 microvolt per meter (dBuV/m) is determined by algebraically adding the measured reading in dBuV, the antenna factor (dB), and cable loss (dB) and Subtracting the gain of preamplifier (dB) is auto calculate in spectrum analyzer.

(1) $\text{Amplitude (dBuV/m)} = \text{FI (dBuV)} + \text{AF (dBuV)} + \text{CL (dBuV)} - \text{Gain (dB)}$

FI= Reading of the field intensity.

AF= Antenna factor.

CL= Cable loss.

P.S Amplitude is auto calculate in spectrum analyzer.

(2) $\text{Actual Amplitude (dBuV/m)} = \text{Amplitude (dBuV)} - \text{Dis(dB)}$

The FCC specified emission limits were calculated according the EUT operating frequency and by following linear interpolation equations:

(a) For fundamental frequency : Transmitter Output < +30dBm

(b) For spurious frequency : Spurious emission limits = fundamental emission limit /10

Data of measurement within this frequency range without mark in the table above means the reading of emissions are attenuated more than 20dB below the permissible limits or the field strength is too small to be measured.

5.5. Test Result

Below 1GHz

Standard:	FCC Part 15C	Test Distance:	3m
Test item:	Radiated Emission	Power:	AC 120V/60Hz
Model Number:	RE590T	Temp.(°C)/Hum.(%RH):	26(°C)/60%RH
Mode:	1 (2.4 GHz)	Date:	09/07/2015
		Test By:	Eric Ou Yang

Frequency (MHz)	Reading (dBuV)	Correct Factor (dB/m)	Result (dBuV/m)	Limit (dBuV/m)	Margin (dB)	Remark	Ant.Polar. H / V
141.0000	37.14	-13.95	23.19	43.50	-20.31	QP	H
270.0000	45.23	-13.67	31.56	46.00	-14.44	QP	H
360.0000	42.95	-11.89	31.06	46.00	-14.94	QP	H
540.0000	32.89	-9.20	23.69	46.00	-22.31	QP	H
630.0000	31.62	-7.63	23.99	46.00	-22.01	QP	H
720.0000	31.27	-6.22	25.05	46.00	-20.95	QP	H
205.5000	38.93	-16.23	22.70	43.50	-20.80	QP	V
360.0000	34.92	-11.89	23.03	46.00	-22.97	QP	V
450.0000	36.31	-10.34	25.97	46.00	-20.03	QP	V
540.0000	42.00	-9.20	32.80	46.00	-13.20	QP	V
630.0000	37.69	-7.63	30.06	46.00	-15.94	QP	V
720.0000	32.15	-6.22	25.93	46.00	-20.07	QP	V

Note: No emission found between lowest internal used/generated frequency to 30MHz (9kHz~30MHz).

Standard:	FCC Part 15C	Test Distance:	3m
Test item:	Radiated Emission	Power:	AC 120V/60Hz
Model Number:	RE590T	Temp.(°C)/Hum.(%RH):	26(°C)/60%RH
Mode:	1 (5 GHz)	Date:	09/07/2015
		Test By:	Eric Ou Yang

Frequency (MHz)	Reading (dBuV)	Correct Factor (dB/m)	Result (dBuV/m)	Limit (dBuV/m)	Margin (dB)	Remark	Ant.Polar. H / V
192.0000	36.95	-13.31	23.64	43.50	-19.86	QP	H
300.5000	41.07	-9.41	31.66	46.00	-14.34	QP	H
458.0000	32.55	-6.16	26.39	46.00	-19.61	QP	H
614.0000	27.91	-2.99	24.92	46.00	-21.08	QP	H
760.0000	28.01	-0.12	27.89	46.00	-18.11	QP	H
916.5000	27.91	2.86	30.77	46.00	-15.23	QP	H
192.0000	41.24	-13.31	27.93	43.50	-15.57	QP	V
312.0000	35.69	-9.20	26.49	46.00	-19.51	QP	V
464.0000	33.84	-6.05	27.79	46.00	-18.21	QP	V
610.0000	28.67	-3.03	25.64	46.00	-20.36	QP	V
744.5000	29.18	-0.39	28.79	46.00	-17.21	QP	V
891.5000	26.77	2.44	29.21	46.00	-16.79	QP	V

Note: No emission found between lowest internal used/generated frequency to 30MHz (9kHz~30MHz).

Standard:	FCC Part 15C			Test Distance:	3m		
Test item:	Radiated Emission			Power:	AC 120V/60Hz		
Model Number:	RE590T			Temp.(°C)/Hum.(%RH):	26(°C)/60%RH		
Mode:	1 (5 GHz)			Date:	09/07/2015		
Description	Beamforming on			Test By:	Eric Ou Yang		
Frequency (MHz)	Reading (dBuV)	Correct Factor (dB/m)	Result (dBuV/m)	Limit (dBuV/m)	Margin (dB)	Remark	Ant.Polar. H / V
151.5000	38.01	-11.40	26.61	43.50	-16.89	QP	H
196.0000	36.88	-13.53	23.35	43.50	-20.15	QP	H
279.0000	35.25	-10.06	25.19	46.00	-20.81	QP	H
298.0000	33.93	-9.47	24.46	46.00	-21.54	QP	H
406.5000	32.47	-7.21	25.26	46.00	-20.74	QP	H
441.5000	31.79	-6.48	25.31	46.00	-20.69	QP	H
146.0000	30.06	-11.51	18.55	43.50	-24.95	QP	V
254.0000	24.99	-11.20	13.79	46.00	-32.21	QP	V
399.5000	25.22	-7.36	17.86	46.00	-28.14	QP	V
516.5000	25.57	-5.12	20.45	46.00	-25.55	QP	V
711.0000	24.62	-1.19	23.43	46.00	-22.57	QP	V
871.5000	26.69	1.90	28.59	46.00	-17.41	QP	V

Note: No emission found between lowest internal used/generated frequency to 30MHz (9kHz~30MHz).

Above 1GHz

Standard:	FCC Part 15C			Test Distance:	3m		
Test item:	Radiated Emission			Power:	AC 120V/60Hz		
Model Number:	RE590T			Temp.(°C)/Hum.(%RH):	26(°C)/60%RH		
Mode:	2			Date:	06/26/2015		
Frequency:	2412MHz			Test By:	Eric Ou Yang		
Frequency (MHz)	Reading (dBuV)	Correct Factor (dB/m)	Result (dBuV/m)	Limit (dBuV/m)	Margin (dB)	Remark	Ant.Polar. H / V
3065.000	37.40	6.32	43.72	74.00	-30.28	peak	H
4549.000	32.31	9.83	42.14	74.00	-31.86	peak	H
6691.000	34.13	12.78	46.91	74.00	-27.09	peak	H
3030.000	37.38	6.21	43.59	74.00	-30.41	peak	V
4598.000	34.01	9.91	43.92	74.00	-30.08	peak	V
6719.000	32.84	12.79	45.63	74.00	-28.37	peak	V

Standard:	FCC Part 15C			Test Distance:	3m		
Test item:	Radiated Emission			Power:	AC 120V/60Hz		
Model Number:	RE590T			Temp.(°C)/Hum.(%RH):	26(°C)/60%RH		
Mode:	2			Date:	06/26/2015		
Frequency:	2437MHz			Test By:	Eric Ou Yang		
Frequency (MHz)	Reading (dBuV)	Correct Factor (dB/m)	Result (dBuV/m)	Limit (dBuV/m)	Margin (dB)	Remark	Ant.Polar. H / V
3023.000	37.76	6.18	43.94	74.00	-30.06	peak	H
4605.000	33.39	9.92	43.31	74.00	-30.69	peak	H
6670.000	33.28	12.76	46.04	74.00	-27.96	peak	H
3023.000	37.00	6.18	43.18	74.00	-30.82	peak	V
4542.000	32.61	9.83	42.44	74.00	-31.56	peak	V
6670.000	33.65	12.76	46.41	74.00	-27.59	peak	V

Standard:	FCC Part 15C			Test Distance:	3m		
Test item:	Radiated Emission			Power:	AC 120V/60Hz		
Model Number:	RE590T			Temp.(°C)/Hum.(%RH):	26(°C)/60%RH		
Mode:	2			Date:	06/26/2015		
Frequency:	2462MHz			Test By:	Eric Ou Yang		
Frequency (MHz)	Reading (dBuV)	Correct Factor (dB/m)	Result (dBuV/m)	Limit (dBuV/m)	Margin (dB)	Remark	Ant.Polar. H / V
3023.000	37.36	6.18	43.54	74.00	-30.46	peak	H
4570.000	32.52	9.87	42.39	74.00	-31.61	peak	H
6698.000	33.82	12.77	46.59	74.00	-27.41	peak	H
3037.000	36.57	6.23	42.80	74.00	-31.20	peak	V
4619.000	32.40	9.94	42.34	74.00	-31.66	peak	V
6705.000	33.52	12.78	46.30	74.00	-27.70	peak	V

Standard:	FCC Part 15C			Test Distance:	3m		
Test item:	Radiated Emission			Power:	AC 120V/60Hz		
Model Number:	RE590T			Temp.(°C)/Hum.(%RH):	26(°C)/60%RH		
Mode:	3			Date:	06/26/2015		
Frequency:	2412MHz			Test By:	Eric Ou Yang		
Frequency (MHz)	Reading (dBuV)	Correct Factor (dB/m)	Result (dBuV/m)	Limit (dBuV/m)	Margin (dB)	Remark	Ant.Polar. H / V
3037.000	37.33	6.23	43.56	74.00	-30.44	peak	H
4542.000	34.66	9.83	44.49	74.00	-29.51	peak	H
6726.000	34.18	12.79	46.97	74.00	-27.03	peak	H
3009.000	37.42	6.14	43.56	74.00	-30.44	peak	V
4570.000	35.21	9.87	45.08	74.00	-28.92	peak	V
6677.000	33.53	12.75	46.28	74.00	-27.72	peak	V

Standard:	FCC Part 15C			Test Distance:	3m		
Test item:	Radiated Emission			Power:	AC 120V/60Hz		
Model Number:	RE590T			Temp.(°C)/Hum.(%RH):	26(°C)/60%RH		
Mode:	3			Date:	06/26/2015		
Frequency:	2437MHz			Test By:	Eric Ou Yang		
Frequency (MHz)	Reading (dBuV)	Correct Factor (dB/m)	Result (dBuV/m)	Limit (dBuV/m)	Margin (dB)	Remark	Ant.Polar. H / V
3030.000	37.16	6.21	43.37	74.00	-30.63	peak	H
4542.000	34.71	9.83	44.54	74.00	-29.46	peak	H
6698.000	33.85	12.77	46.62	74.00	-27.38	peak	H
3037.000	37.74	6.23	43.97	74.00	-30.03	peak	V
4570.000	34.52	9.87	44.39	74.00	-29.61	peak	V
6719.000	33.59	12.79	46.38	74.00	-27.62	peak	V

Standard:	FCC Part 15C			Test Distance:	3m		
Test item:	Radiated Emission			Power:	AC 120V/60Hz		
Model Number:	RE590T			Temp.(°C)/Hum.(%RH):	26(°C)/60%RH		
Mode:	3			Date:	06/26/2015		
Frequency:	2462MHz			Test By:	Eric Ou Yang		
Frequency (MHz)	Reading (dBuV)	Correct Factor (dB/m)	Result (dBuV/m)	Limit (dBuV/m)	Margin (dB)	Remark	Ant.Polar. H / V
3030.000	37.37	6.21	43.58	74.00	-30.42	peak	H
4577.000	33.62	9.87	43.49	74.00	-30.51	peak	H
6747.000	33.72	12.81	46.53	74.00	-27.47	peak	H
3037.000	37.91	6.23	44.14	74.00	-29.86	peak	V
4633.000	33.53	9.96	43.49	74.00	-30.51	peak	V
6698.000	32.37	12.77	45.14	74.00	-28.86	peak	V

Standard:	FCC Part 15C			Test Distance:	3m		
Test item:	Radiated Emission			Power:	AC 120V/60Hz		
Model Number:	RE590T			Temp.(°C)/Hum.(%RH):	26(°C)/60%RH		
Mode:	4			Date:	06/26/2015		
Frequency:	2412MHz			Test By:	Eric Ou Yang		
Frequency (MHz)	Reading (dBuV)	Correct Factor (dB/m)	Result (dBuV/m)	Limit (dBuV/m)	Margin (dB)	Remark	Ant.Polar. H / V
3009.000	36.52	6.14	42.66	74.00	-31.34	peak	H
4570.000	33.44	9.87	43.31	74.00	-30.69	peak	H
6621.000	33.31	12.72	46.03	74.00	-27.97	peak	H
3009.000	37.39	6.14	43.53	74.00	-30.47	peak	V
4619.000	33.46	9.94	43.40	74.00	-30.60	peak	V
6705.000	34.02	12.78	46.80	74.00	-27.20	peak	V

Standard:	FCC Part 15C			Test Distance:	3m		
Test item:	Radiated Emission			Power:	AC 120V/60Hz		
Model Number:	RE590T			Temp.(°C)/Hum.(%RH):	26(°C)/60%RH		
Mode:	4			Date:	06/26/2015		
Frequency:	2437MHz			Test By:	Eric Ou Yang		
Frequency (MHz)	Reading (dBuV)	Correct Factor (dB/m)	Result (dBuV/m)	Limit (dBuV/m)	Margin (dB)	Remark	Ant.Polar. H / V
3023.000	36.60	6.18	42.78	74.00	-31.22	peak	H
4535.000	34.23	9.81	44.04	74.00	-29.96	peak	H
6670.000	33.22	12.76	45.98	74.00	-28.02	peak	H
2974.000	37.52	6.04	43.56	74.00	-30.44	peak	V
4598.000	34.86	9.91	44.77	74.00	-29.23	peak	V
6754.000	33.47	12.80	46.27	74.00	-27.73	peak	V

Standard:	FCC Part 15C			Test Distance:	3m		
Test item:	Radiated Emission			Power:	AC 120V/60Hz		
Model Number:	RE590T			Temp.(°C)/Hum.(%RH):	26(°C)/60%RH		
Mode:	4			Date:	06/26/2015		
Frequency:	2462MHz			Test By:	Eric Ou Yang		
Frequency (MHz)	Reading (dBuV)	Correct Factor (dB/m)	Result (dBuV/m)	Limit (dBuV/m)	Margin (dB)	Remark	Ant.Polar. H / V
3023.000	37.45	6.18	43.63	74.00	-30.37	peak	H
4577.000	34.36	9.87	44.23	74.00	-29.77	peak	H
6677.000	33.12	12.75	45.87	74.00	-28.13	peak	H
3023.000	38.89	6.18	45.07	74.00	-28.93	peak	V
4570.000	33.08	9.87	42.95	74.00	-31.05	peak	V
6698.000	33.80	12.77	46.57	74.00	-27.43	peak	V

Standard:	FCC Part 15C			Test Distance:	3m		
Test item:	Radiated Emission			Power:	AC 120V/60Hz		
Model Number:	RE590T			Temp.(°C)/Hum.(%RH):	26(°C)/60%RH		
Mode:	5			Date:	06/26/2015		
Frequency:	2422MHz			Test By:	Eric Ou Yang		
Frequency (MHz)	Reading (dBuV)	Correct Factor (dB/m)	Result (dBuV/m)	Limit (dBuV/m)	Margin (dB)	Remark	Ant.Polar. H / V
3002.000	36.45	6.12	42.57	74.00	-31.43	peak	H
4542.000	33.96	9.83	43.79	74.00	-30.21	peak	H
6691.000	33.87	12.78	46.65	74.00	-27.35	peak	H
3079.000	37.76	6.37	44.13	74.00	-29.87	peak	V
4647.000	33.34	9.98	43.32	74.00	-30.68	peak	V
6677.000	34.02	12.75	46.77	74.00	-27.23	peak	V

Standard:	FCC Part 15C			Test Distance:	3m		
Test item:	Radiated Emission			Power:	AC 120V/60Hz		
Model Number:	RE590T			Temp.(°C)/Hum.(%RH):	26(°C)/60%RH		
Mode:	5			Date:	06/26/2015		
Frequency:	2437MHz			Test By:	Eric Ou Yang		
Frequency (MHz)	Reading (dBuV)	Correct Factor (dB/m)	Result (dBuV/m)	Limit (dBuV/m)	Margin (dB)	Remark	Ant.Polar. H / V
3030.000	38.19	6.21	44.40	74.00	-29.60	peak	H
4598.000	34.73	9.91	44.64	74.00	-29.36	peak	H
6754.000	33.20	12.80	46.00	74.00	-28.00	peak	H
3065.000	37.46	6.32	43.78	74.00	-30.22	peak	V
4549.000	33.33	9.83	43.16	74.00	-30.84	peak	V
6691.000	33.17	12.78	45.95	74.00	-28.05	peak	V

Standard:	FCC Part 15C			Test Distance:	3m		
Test item:	Radiated Emission			Power:	AC 120V/60Hz		
Model Number:	RE590T			Temp.(°C)/Hum.(%RH):	26(°C)/60%RH		
Mode:	5			Date:	06/26/2015		
Frequency:	2452MHz			Test By:	Eric Ou Yang		
Frequency (MHz)	Reading (dBuV)	Correct Factor (dB/m)	Result (dBuV/m)	Limit (dBuV/m)	Margin (dB)	Remark	Ant.Polar. H / V
3051.000	38.68	6.28	44.96	74.00	-29.04	peak	H
4570.000	33.04	9.87	42.91	74.00	-31.09	peak	H
6698.000	33.09	12.77	45.86	74.00	-28.14	peak	H
3009.000	37.52	6.14	43.66	74.00	-30.34	peak	V
4591.000	33.93	9.90	43.83	74.00	-30.17	peak	V
6649.000	33.47	12.74	46.21	74.00	-27.79	peak	V

Standard:	FCC Part 15C			Test Distance:	3m		
Test item:	Radiated Emission			Power:	AC 120V/60Hz		
Model Number:	RE590T			Temp.(°C)/Hum.(%RH):	26(°C)/60%RH		
Mode:	6			Date:	06/28/2015		
Frequency:	5745MHz			Test By:	Eric Ou Yang		
Frequency (MHz)	Reading (dBuV)	Correct Factor (dB/m)	Result (dBuV/m)	Limit (dBuV/m)	Margin (dB)	Remark	Ant.Polar. H / V
3219.000	36.08	6.81	42.89	74.00	-31.11	peak	H
4626.000	31.59	9.95	41.54	74.00	-32.46	peak	H
7370.000	32.81	13.08	45.89	74.00	-28.11	peak	H
3149.000	36.12	6.60	42.72	74.00	-31.28	peak	V
4591.000	33.42	9.90	43.32	74.00	-30.68	peak	V
7391.000	32.93	13.07	46.00	74.00	-28.00	peak	V

Standard:	FCC Part 15C			Test Distance:	3m		
Test item:	Radiated Emission			Power:	AC 120V/60Hz		
Model Number:	RE590T			Temp.(°C)/Hum.(%RH):	26(°C)/60%RH		
Mode:	6			Date:	06/28/2015		
Frequency:	5785MHz			Test By:	Eric Ou Yang		
Frequency (MHz)	Reading (dBuV)	Correct Factor (dB/m)	Result (dBuV/m)	Limit (dBuV/m)	Margin (dB)	Remark	Ant.Polar. H / V
3177.000	35.94	6.68	42.62	74.00	-31.38	peak	H
4591.000	32.75	9.90	42.65	74.00	-31.35	peak	H
7419.000	33.07	13.09	46.16	74.00	-27.84	peak	H
3135.000	36.66	6.55	43.21	74.00	-30.79	peak	V
4647.000	31.70	9.98	41.68	74.00	-32.32	peak	V
7454.000	34.29	13.10	47.39	74.00	-26.61	peak	V

Standard:	FCC Part 15C			Test Distance:	3m		
Test item:	Radiated Emission			Power:	AC 120V/60Hz		
Model Number:	RE590T			Temp.(°C)/Hum.(%RH):	26(°C)/60%RH		
Mode:	6			Date:	06/28/2015		
Frequency:	5825MHz			Test By:	Eric Ou Yang		
Frequency (MHz)	Reading (dBuV)	Correct Factor (dB/m)	Result (dBuV/m)	Limit (dBuV/m)	Margin (dB)	Remark	Ant.Polar. H / V
3149.000	36.78	6.60	43.38	74.00	-30.62	peak	H
4647.000	32.06	9.98	42.04	74.00	-31.96	peak	H
7454.000	33.96	13.10	47.06	74.00	-26.94	peak	H
3149.000	36.18	6.60	42.78	74.00	-31.22	peak	V
4647.000	33.51	9.98	43.49	74.00	-30.51	peak	V
7433.000	32.84	13.08	45.92	74.00	-28.08	peak	V

Standard:	FCC Part 15C			Test Distance:	3m		
Test item:	Radiated Emission			Power:	AC 120V/60Hz		
Model Number:	RE590T			Temp.(°C)/Hum.(%RH):	26(°C)/60%RH		
Mode:	7			Date:	06/28/2015		
Frequency:	5745MHz			Test By:	Eric Ou Yang		
Frequency (MHz)	Reading (dBuV)	Correct Factor (dB/m)	Result (dBuV/m)	Limit (dBuV/m)	Margin (dB)	Remark	Ant.Polar. H / V
3275.000	35.14	7.00	42.14	74.00	-31.86	peak	H
4591.000	31.99	9.90	41.89	74.00	-32.11	peak	H
7419.000	33.01	13.09	46.10	74.00	-27.90	peak	H
3247.000	36.80	6.91	43.71	74.00	-30.29	peak	V
4654.000	32.43	9.99	42.42	74.00	-31.58	peak	V
7426.000	33.48	13.08	46.56	74.00	-27.44	peak	V

Standard:	FCC Part 15C			Test Distance:	3m		
Test item:	Radiated Emission			Power:	AC 120V/60Hz		
Model Number:	RE590T			Temp.(°C)/Hum.(%RH):	26(°C)/60%RH		
Mode:	7			Date:	06/28/2015		
Frequency:	5785MHz			Test By:	Eric Ou Yang		
Frequency (MHz)	Reading (dBuV)	Correct Factor (dB/m)	Result (dBuV/m)	Limit (dBuV/m)	Margin (dB)	Remark	Ant.Polar. H / V
3170.000	36.54	6.65	43.19	74.00	-30.81	peak	H
4577.000	32.22	9.87	42.09	74.00	-31.91	peak	H
7426.000	32.02	13.08	45.10	74.00	-28.90	peak	H
3261.000	35.55	6.95	42.50	74.00	-31.50	peak	V
4654.000	32.51	9.99	42.50	74.00	-31.50	peak	V
7391.000	32.43	13.07	45.50	74.00	-28.50	peak	V

Standard:	FCC Part 15C			Test Distance:	3m		
Test item:	Radiated Emission			Power:	AC 120V/60Hz		
Model Number:	RE590T			Temp.(°C)/Hum.(%RH):	26(°C)/60%RH		
Mode:	7			Date:	06/28/2015		
Frequency:	5825MHz			Test By:	Eric Ou Yang		
Frequency (MHz)	Reading (dBuV)	Correct Factor (dB/m)	Result (dBuV/m)	Limit (dBuV/m)	Margin (dB)	Remark	Ant.Polar. H / V
3177.000	38.18	6.68	44.86	74.00	-29.14	peak	H
4577.000	32.11	9.87	41.98	74.00	-32.02	peak	H
7391.000	33.15	13.07	46.22	74.00	-27.78	peak	H
3149.000	36.71	6.60	43.31	74.00	-30.69	peak	V
4542.000	32.19	9.83	42.02	74.00	-31.98	peak	V
7398.000	32.43	13.08	45.51	74.00	-28.49	peak	V

Standard:	FCC Part 15C			Test Distance:	3m		
Test item:	Radiated Emission			Power:	AC 120V/60Hz		
Model Number:	RE590T			Temp.(°C)/Hum.(%RH):	26(°C)/60%RH		
Mode:	8			Date:	06/28/2015		
Frequency:	5755MHz			Test By:	Eric Ou Yang		
Frequency (MHz)	Reading (dBuV)	Correct Factor (dB/m)	Result (dBuV/m)	Limit (dBuV/m)	Margin (dB)	Remark	Ant.Polar. H / V
3170.000	35.03	6.65	41.68	74.00	-32.32	peak	H
4563.000	31.60	9.86	41.46	74.00	-32.54	peak	H
7363.000	30.97	13.07	44.04	74.00	-29.96	peak	H
3247.000	36.20	6.91	43.11	74.00	-30.89	peak	V
4619.000	32.45	9.94	42.39	74.00	-31.61	peak	V
7391.000	32.64	13.07	45.71	74.00	-28.29	peak	V

Standard:	FCC Part 15C			Test Distance:	3m		
Test item:	Radiated Emission			Power:	AC 120V/60Hz		
Model Number:	RE590T			Temp.(°C)/Hum.(%RH):	26(°C)/60%RH		
Mode:	8			Date:	06/28/2015		
Frequency:	5795MHz			Test By:	Eric Ou Yang		
Frequency (MHz)	Reading (dBuV)	Correct Factor (dB/m)	Result (dBuV/m)	Limit (dBuV/m)	Margin (dB)	Remark	Ant.Polar. H / V
3219.000	36.09	6.81	42.90	74.00	-31.10	peak	H
4577.000	32.31	9.87	42.18	74.00	-31.82	peak	H
7419.000	33.39	13.09	46.48	74.00	-27.52	peak	H
3170.000	36.19	6.65	42.84	74.00	-31.16	peak	V
4577.000	32.12	9.87	41.99	74.00	-32.01	peak	V
7391.000	32.39	13.07	45.46	74.00	-28.54	peak	V

Standard:	FCC Part 15C			Test Distance:	3m		
Test item:	Radiated Emission			Power:	AC 120V/60Hz		
Model Number:	RE590T			Temp.(°C)/Hum.(%RH):	26(°C)/60%RH		
Mode:	9			Date:	06/28/2015		
Frequency:	5775MHz			Test By:	Eric Ou Yang		
Frequency (MHz)	Reading (dBuV)	Correct Factor (dB/m)	Result (dBuV/m)	Limit (dBuV/m)	Margin (dB)	Remark	Ant.Polar. H / V
3170.000	37.03	6.65	43.68	74.00	-30.32	peak	H
4577.000	31.94	9.87	41.81	74.00	-32.19	peak	H
7398.000	33.34	13.08	46.42	74.00	-27.58	peak	H
3177.000	36.17	6.68	42.85	74.00	-31.15	peak	V
4570.000	32.11	9.87	41.98	74.00	-32.02	peak	V
7370.000	34.11	13.08	47.19	74.00	-26.81	peak	V

Standard:	FCC Part 15C	Test Distance:	3m
Test item:	Radiated Emission	Power:	AC 120V/60Hz
Model Number:	RE590T	Temp.(°C)/Hum.(%RH):	26(°C)/60%RH
Mode:	7	Date:	06/28/2015
Frequency:	5745MHz	Test By:	Eric Ou Yang
Description:	Beamforming on		

Frequency (MHz)	Reading (dBuV)	Correct Factor (dB/m)	Result (dBuV/m)	Limit (dBuV/m)	Margin (dB)	Remark	Ant.Polar. H / V
2953.000	35.96	5.98	41.94	74.00	-32.06	peak	H
4451.000	31.44	9.66	41.10	74.00	-32.90	peak	H
7195.000	32.91	13.02	45.93	74.00	-28.07	peak	H
2897.000	39.38	5.84	45.22	74.00	-28.78	peak	V
4402.000	33.64	9.57	43.21	74.00	-30.79	peak	V
7230.000	33.29	13.03	46.32	74.00	-27.68	peak	V

Standard:	FCC Part 15C	Test Distance:	3m
Test item:	Radiated Emission	Power:	AC 120V/60Hz
Model Number:	RE590T	Temp.(°C)/Hum.(%RH):	26(°C)/60%RH
Mode:	7	Date:	06/28/2015
Frequency:	5785MHz	Test By:	Eric Ou Yang
Description:	Beamforming on		

Frequency (MHz)	Reading (dBuV)	Correct Factor (dB/m)	Result (dBuV/m)	Limit (dBuV/m)	Margin (dB)	Remark	Ant.Polar. H / V
2939.000	36.44	5.95	42.39	74.00	-31.61	peak	H
4367.000	32.56	9.50	42.06	74.00	-31.94	peak	H
7223.000	32.08	13.03	45.11	74.00	-28.89	peak	H
2953.000	37.86	5.98	43.84	74.00	-30.16	peak	V
4437.000	32.02	9.63	41.65	74.00	-32.35	peak	V
7202.000	32.52	13.02	45.54	74.00	-28.46	peak	V

Standard:	FCC Part 15C	Test Distance:	3m
Test item:	Radiated Emission	Power:	AC 120V/60Hz
Model Number:	RE590T	Temp.(°C)/Hum.(%RH):	26(°C)/60%RH
Mode:	7	Date:	06/28/2015
Frequency:	5825MHz	Test By:	Eric Ou Yang
Description:	Beamforming on		

Frequency (MHz)	Reading (dBuV)	Correct Factor (dB/m)	Result (dBuV/m)	Limit (dBuV/m)	Margin (dB)	Remark	Ant.Polar. H / V
3002.000	36.16	6.12	42.28	74.00	-31.72	peak	H
4409.000	32.62	9.58	42.20	74.00	-31.80	peak	H
7209.000	33.50	13.03	46.53	74.00	-27.47	peak	H
2981.000	37.04	6.06	43.10	74.00	-30.90	peak	V
4409.000	33.11	9.58	42.69	74.00	-31.31	peak	V
7097.000	33.43	12.99	46.42	74.00	-27.58	peak	V

Standard:	FCC Part 15C	Test Distance:	3m
Test item:	Radiated Emission	Power:	AC 120V/60Hz
Model Number:	RE590T	Temp.(°C)/Hum.(%RH):	26(°C)/60%RH
Mode:	8	Date:	06/28/2015
Frequency:	5755MHz	Test By:	Eric Ou Yang
Description:	Beamforming on		

Frequency (MHz)	Reading (dBuV)	Correct Factor (dB/m)	Result (dBuV/m)	Limit (dBuV/m)	Margin (dB)	Remark	Ant.Polar. H / V
3023.000	36.28	6.18	42.46	74.00	-31.54	peak	H
4353.000	32.55	9.47	42.02	74.00	-31.98	peak	H
7202.000	32.92	13.02	45.94	74.00	-28.06	peak	H
2995.000	36.06	6.11	42.17	74.00	-31.83	peak	V
4381.000	33.07	9.53	42.60	74.00	-31.40	peak	V
7237.000	34.02	13.03	47.05	74.00	-26.95	peak	V

Standard:	FCC Part 15C	Test Distance:	3m
Test item:	Radiated Emission	Power:	AC 120V/60Hz
Model Number:	RE590T	Temp.(°C)/Hum.(%RH):	26(°C)/60%RH
Mode:	8	Date:	06/28/2015
Frequency:	5795MHz	Test By:	Eric Ou Yang
Description:	Beamforming on		

Frequency (MHz)	Reading (dBuV)	Correct Factor (dB/m)	Result (dBuV/m)	Limit (dBuV/m)	Margin (dB)	Remark	Ant.Polar. H / V
3002.000	36.86	6.12	42.98	74.00	-31.02	peak	H
4430.000	31.68	9.63	41.31	74.00	-32.69	peak	H
7153.000	33.25	13.00	46.25	74.00	-27.75	peak	H
2967.000	36.27	6.03	42.30	74.00	-31.70	peak	V
4409.000	32.80	9.58	42.38	74.00	-31.62	peak	V
7146.000	32.24	13.00	45.24	74.00	-28.76	peak	V

Standard:	FCC Part 15C	Test Distance:	3m
Test item:	Radiated Emission	Power:	AC 120V/60Hz
Model Number:	RE590T	Temp.(°C)/Hum.(%RH):	26(°C)/60%RH
Mode:	9	Date:	06/28/2015
Frequency:	5775MHz	Test By:	Eric Ou Yang
Description:	Beamforming on		

Frequency (MHz)	Reading (dBuV)	Correct Factor (dB/m)	Result (dBuV/m)	Limit (dBuV/m)	Margin (dB)	Remark	Ant.Polar. H / V
2946.000	36.57	5.98	42.55	74.00	-31.45	peak	H
4437.000	31.04	9.63	40.67	74.00	-33.33	peak	H
7195.000	32.43	13.02	45.45	74.00	-28.55	peak	H
2995.000	37.44	6.11	43.55	74.00	-30.45	peak	V
4423.000	32.41	9.61	42.02	74.00	-31.98	peak	V
7202.000	32.38	13.02	45.40	74.00	-28.60	peak	V

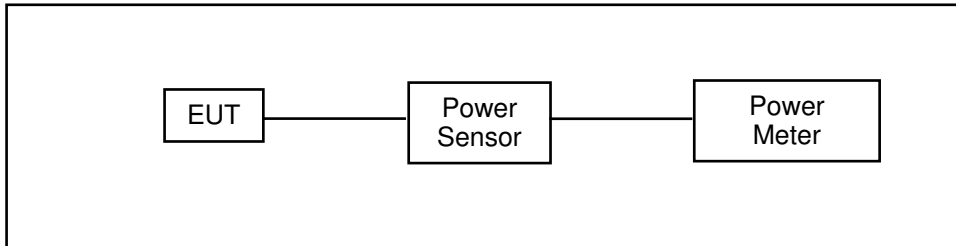
Standard:	FCC Part 15C	Test Distance:	3m				
Test item:	Radiated Emission	Power:	AC 120V/60Hz				
Model Number:	RE590T	Temp.(°C)/Hum.(%RH):	26(°C)/60%RH				
Mode:	2.4GHz+5GHz	Date:	09/07/2015				
Description:	Simultaneous Transmitting	Test By:	Eric Ou Yang				
Frequency (MHz)	Reading (dBuV)	Correct Factor (dB/m)	Result (dBuV/m)	Limit (dBuV/m)	Margin (dB)	Remark	Ant.Polar. H / V
2827.000	36.23	5.66	41.89	74.00	-32.11	peak	H
4941.000	30.88	10.44	41.32	74.00	-32.68	peak	H
7419.000	31.43	13.09	44.52	74.00	-29.48	peak	H
2806.000	36.25	5.61	41.86	74.00	-32.14	peak	V
4675.000	32.67	10.02	42.69	74.00	-31.31	peak	V
7531.000	33.16	13.14	46.30	74.00	-27.70	peak	V

6 Maximum Conducted Output Power Measurement

6.1. Limit

For systems using digital modulation in the 2400-2483.5MHz, the limit for maximum output power is 30dBm.

6.2. Test Setup



6.3. Test Instruments

Equipment	Manufacturer	Model Number	Serial Number	Cal. Date	Remark
Power Sensor	Anritsu	MA2411B	1126022	08/21/2014	(1)
Power Meter	Anritsu	ML2495A	1135009	08/21/2014	(1)
Test Site	ATL	TE05	TE05	N.C.R.	-----

Remark: (1) Calibration period 1 year. (2) Calibration period 2 years. (3) Calibration period 3 years.

Note: N.C.R. = No Calibration Request.

6.4. Test Procedure

The tests below are run with the EUT's transmitter set at high power in TX mode. The EUT is needed to force selection of output power level and channel number. While testing, EUT was set to transmit continuously. Remove the Subjective device's antenna and connect the RF output port to power sensor. The maximum peak output power shall not exceed 1 watt.

Use a direct connection between the antenna port of transmitter and the power sensor, for prevent the power sensor input attenuation 40-50 dB. Set the RBW Bandwidth of the emission or use a channel power meter mode.

For antennas with gains of 6 dBi or less, maximum allowed transmitter output is 1 watt (+30 dBm). For antennas with gains greater than 6 dBi, transmitter output level must be decreased by an amount equal to (GAIN - 6)/3 dBm.

The antenna port of the EUT was connected to the input of a power sensor. Power was read directly and cable loss correction was added to the reading to obtain power at the EUT antenna terminals.

Beamforming on Limit

Conducted Output Power (5725~5825MHz):

$$\text{Directional gain} = \text{GANT} + 10 \cdot \log(\text{NANT}/\text{NSS}) = 6.77 \text{dBi} > 6 \text{dBi}$$

$$\text{Power Limit} = 30 - (6.77 - 6) = 29.23 \text{dBm}$$

6.5. Test Result

Model Number	RE590T										
Test Item	Maximum Conducted Output Power										
Test Mode	Mode 2: IEEE 802.11b Link Mode										
Date of Test	06/15/2015					Test Site	TE05				
Frequency (MHz)	Data Rate	Average Power				Average Power				Limit (dBm)	
		ANT0		ANT1		ANT2		ANT0+1+2			
		(dBm)	(W)	(dBm)	(W)	(dBm)	(W)	(dBm)	(W)		
2412	1 M	20.80	0.120	21.76	0.150	20.72	0.118	25.89	0.388	< 30	
2437		24.22	0.264	23.99	0.251	23.40	0.219	28.65	0.734	< 30	
2462		21.12	0.129	21.91	0.155	20.55	0.114	26.00	0.398	< 30	
2437	2 M	24.21	0.264	23.78	0.239	23.39	0.218	28.58	0.721	< 30	
2437	5.5 M	24.19	0.262	23.77	0.238	23.38	0.218	28.56	0.718	< 30	
2437	11 M	24.16	0.261	23.75	0.237	23.37	0.217	28.54	0.715	< 30	

Model Number	RE590T										
Test Item	Maximum Conducted Output Power										
Test Mode	Mode 3: IEEE 802.11g Link Mode										
Date of Test	06/15/2015					Test Site	TE05				
Frequency (MHz)	Data Rate	Average Power				Average Power				Limit (dBm)	
		ANT0		ANT1		ANT2		ANT0+1+2			
		(dBm)	(W)	(dBm)	(W)	(dBm)	(W)	(dBm)	(W)		
2412	6 M	18.20	0.066	17.90	0.062	17.71	0.059	22.71	0.187	< 30	
2437		23.65	0.232	23.47	0.222	22.98	0.199	28.15	0.653	< 30	
2462		18.12	0.065	17.85	0.061	17.66	0.058	22.65	0.184	< 30	
2437	9 M	23.63	0.231	23.45	0.221	22.96	0.198	28.13	0.650	< 30	
2437	12 M	23.62	0.230	23.44	0.221	22.95	0.197	28.12	0.648	< 30	
2437	18 M	23.59	0.228	23.42	0.220	22.93	0.196	28.09	0.645	< 30	
2437	24 M	23.57	0.227	23.39	0.218	22.90	0.195	28.07	0.641	< 30	
2437	36 M	23.56	0.227	23.37	0.217	22.88	0.194	28.05	0.638	< 30	
2437	48 M	23.54	0.226	23.36	0.217	22.87	0.194	28.04	0.636	< 30	
2437	54 M	23.51	0.224	23.33	0.215	22.84	0.192	28.01	0.632	< 30	

Model Number	RE590T										
Test Item	Maximum Conducted Output Power										
Test Mode	Mode 4: IEEE 802.11n 2.4GHz 20MHz Link Mode										
Date of Test	06/15/2015					Test Site	TE05				
Frequency (MHz)	Data Rate	Average Power				Average Power				Limit (dBm)	
		ANT0		ANT1		ANT2		ANT0+1+2			
		(dBm)	(W)	(dBm)	(W)	(dBm)	(W)	(dBm)	(W)		
2412	19.5 M	18.12	0.065	17.92	0.062	17.53	0.057	22.63	0.183	< 30	
2437		22.81	0.191	22.82	0.191	22.63	0.183	27.53	0.566	< 30	
2462		18.43	0.070	18.40	0.069	18.02	0.063	23.06	0.202	< 30	
2437	39 M	22.80	0.191	22.81	0.191	22.61	0.182	27.51	0.564	< 30	
2437	58.5 M	22.77	0.189	22.79	0.190	22.60	0.182	27.49	0.561	< 30	
2437	78 M	22.76	0.189	22.76	0.189	22.58	0.181	27.47	0.559	< 30	
2437	117 M	22.74	0.188	22.74	0.188	22.56	0.180	27.45	0.556	< 30	
2437	156 M	22.73	0.187	22.73	0.187	22.54	0.179	27.44	0.554	< 30	
2437	175.5 M	22.71	0.187	22.71	0.187	22.51	0.178	27.42	0.552	< 30	
2437	195 M	22.68	0.185	22.69	0.186	22.49	0.177	27.39	0.549	< 30	
2437	234 M	22.68	0.185	22.69	0.186	22.49	0.177	27.39	0.549	< 30	

Model Number	RE590T										
Test Item	Maximum Conducted Output Power										
Test Mode	Mode 5: IEEE 802.11n 2.4GHz 40MHz Link Mode										
Date of Test	06/15/2015					Test Site	TE05				
Frequency (MHz)	Data Rate	Average Power				Average Power				Limit (dBm)	
		ANT0		ANT1		ANT2		ANT0+1+2			
		(dBm)	(W)	(dBm)	(W)	(dBm)	(W)	(dBm)	(W)		
2422	40.5 M	15.90	0.039	15.05	0.032	15.21	0.033	20.17	0.104	< 30	
2437		19.44	0.088	19.01	0.080	19.05	0.080	23.94	0.248	< 30	
2452		15.67	0.037	14.99	0.032	15.14	0.033	20.05	0.101	< 30	
2437	81 M	19.42	0.087	18.69	0.074	19.04	0.080	23.83	0.242	< 30	
2437	121.5 M	19.39	0.087	18.67	0.074	19.02	0.080	23.81	0.240	< 30	
2437	162 M	19.38	0.087	18.15	0.065	19.00	0.079	23.64	0.231	< 30	
2437	243 M	19.36	0.086	18.12	0.065	18.97	0.079	23.62	0.230	< 30	
2437	324 M	19.35	0.086	18.10	0.065	18.95	0.079	23.60	0.229	< 30	
2437	364.5 M	19.33	0.086	18.09	0.064	18.92	0.078	23.58	0.228	< 30	
2437	405 M	19.28	0.085	18.05	0.064	18.88	0.077	23.54	0.226	< 30	
2437	486 M	19.22	0.084	18.05	0.064	18.85	0.077	23.50	0.224	< 30	
2437	540 M	19.20	0.083	18.03	0.064	18.85	0.077	23.49	0.223	< 30	

Model Number	RE590T									
Test Item	Maximum Conducted Output Power									
Test Mode	Mode 6: IEEE 802.11a U-NII Band III Link Mode									
Date of Test	06/15/2015					Test Site		TE05		
Frequency (MHz)	Data Rate	Average Power				Average Power				Limit (dBm)
		ANT0		ANT1		ANT2		ANT0+1+2		
		(dBm)	(W)	(dBm)	(W)	(dBm)	(W)	(dBm)	(W)	
5745	6 M	23.93	0.247	24.44	0.278	24.24	0.265	28.98	0.791	< 30
5765		23.86	0.243	24.39	0.275	24.31	0.270	28.96	0.788	< 30
5785		23.77	0.238	24.17	0.261	24.33	0.271	28.87	0.770	< 30
5805		23.43	0.220	24.26	0.267	24.38	0.274	28.81	0.761	< 30
5825		23.33	0.215	24.21	0.264	24.19	0.262	28.70	0.741	< 30
5745	54M	23.80	0.240	24.31	0.270	24.01	0.252	28.82	0.761	< 30
5765		23.73	0.236	24.25	0.266	24.07	0.255	28.79	0.757	< 30
5785		23.65	0.232	24.01	0.252	24.14	0.259	28.71	0.743	< 30
5805		23.38	0.218	24.12	0.258	24.19	0.262	28.68	0.738	< 30
5825		23.30	0.214	24.06	0.255	23.97	0.249	28.56	0.718	< 30

Model Number	RE590T									
Test Item	Maximum Conducted Output Power									
Test Mode	Mode 7: IEEE 802.11ac U-NII Band III 20MHz Link Mode									
Date of Test	06/15/2015					Test Site		TE05		
Frequency (MHz)	Data Rate	Average Power				Average Power				Limit (dBm)
		ANT0		ANT1		ANT2		ANT0+1+2		
		(dBm)	(W)	(dBm)	(W)	(dBm)	(W)	(dBm)	(W)	
5745	19.5 M	23.76	0.238	24.17	0.261	24.38	0.274	28.88	0.773	< 30
5765		23.73	0.236	24.29	0.269	24.23	0.265	28.86	0.769	< 30
5785		23.54	0.226	24.24	0.265	24.14	0.259	28.76	0.751	< 30
5805		23.44	0.221	24.20	0.263	24.11	0.258	28.70	0.741	< 30
5825		23.28	0.213	23.99	0.251	24.25	0.266	28.63	0.729	< 30
5745	234 M	23.64	0.231	24.05	0.254	24.11	0.258	28.71	0.743	< 30
5765		23.62	0.230	24.18	0.262	23.90	0.245	28.68	0.737	< 30
5785		23.45	0.221	24.11	0.258	23.83	0.242	28.58	0.720	< 30
5805		23.33	0.215	24.08	0.256	23.79	0.239	28.52	0.710	< 30
5825		23.19	0.208	23.86	0.243	23.94	0.248	28.45	0.699	< 30

Model Number	RE590T										
Test Item	Maximum Conducted Output Power										
Test Mode	Mode 8: IEEE 802.11ac U-NII Band III 40MHz Link Mode										
Date of Test	06/15/2015					Test Site	TE05				
Frequency (MHz)	Data Rate	Average Power				Average Power				Limit (dBm)	
		ANT0		ANT1		ANT2		ANT0+1+2			
		(dBm)	(W)	(dBm)	(W)	(dBm)	(W)	(dBm)	(W)		
5755	40.5 M	23.68	0.233	24.06	0.255	23.91	0.246	28.66	0.734	< 30	
5795		23.45	0.221	23.99	0.251	23.83	0.242	28.53	0.713	< 30	
5755	540 M	23.53	0.225	23.91	0.246	23.64	0.231	28.47	0.703	< 30	
5795		23.38	0.218	23.81	0.240	23.59	0.229	28.37	0.687	< 30	

Model Number	RE590T										
Test Item	Maximum Conducted Output Power										
Test Mode	Mode 9: IEEE 802.11ac U-NII Band III 80MHz Link Mode										
Date of Test	06/15/2015					Test Site	TE05				
Frequency (MHz)	Data Rate	Average Power				Average Power				Limit (dBm)	
		ANT0		ANT1		ANT2		ANT0+1+2			
		(dBm)	(W)	(dBm)	(W)	(dBm)	(W)	(dBm)	(W)		
5775	87.9 M	23.55	0.226	23.93	0.247	23.84	0.242	28.55	0.716	< 30	
5775	1170 M	23.41	0.219	23.76	0.238	23.65	0.232	28.38	0.689	< 30	

Model Number	RE590T									
Test Item	Maximum Conducted Output Power									
Test Mode	Mode 7: IEEE 802.11ac U-NII Band III 20MHz Link Mode									
Date of Test	06/15/2015					Test Site		TE05		
Beamforming on										
Frequency (MHz)	Data Rate	Average Power				Average Power				Limit (dBm)
		ANT0		ANT1		ANT2		ANT0+1+2		
		(dBm)	(W)	(dBm)	(W)	(dBm)	(W)	(dBm)	(W)	
5745	19.5 M	19.44	0.088	19.85	0.097	20.05	0.101	24.56	0.286	< 29.23
5765		19.39	0.087	19.93	0.098	19.94	0.099	24.53	0.284	< 29.23
5785		19.21	0.083	19.91	0.098	19.81	0.096	24.43	0.277	< 29.23
5805		19.08	0.081	19.88	0.097	19.79	0.095	24.37	0.273	< 29.23
5825		18.94	0.078	19.67	0.093	19.91	0.098	24.30	0.269	< 29.23
5745	234 M	19.27	0.085	19.71	0.094	19.78	0.095	24.36	0.273	< 29.23
5765		19.25	0.084	19.85	0.097	19.57	0.091	24.33	0.271	< 29.23
5785		19.12	0.082	19.73	0.094	19.45	0.088	24.21	0.264	< 29.23
5805		19.00	0.079	19.72	0.094	19.44	0.088	24.17	0.261	< 29.23
5825		18.86	0.077	19.53	0.090	19.53	0.090	24.09	0.256	< 29.23

Model Number	RE590T									
Test Item	Maximum Conducted Output Power									
Test Mode	Mode 8: IEEE 802.11ac U-NII Band III 40MHz Link Mode									
Date of Test	06/15/2015					Test Site		TE05		
Beamforming on										
Frequency (MHz)	Data Rate	Average Power				Average Power				Limit (dBm)
		ANT0		ANT1		ANT2		ANT0+1+2		
		(dBm)	(W)	(dBm)	(W)	(dBm)	(W)	(dBm)	(W)	
5755	40.5 M	19.31	0.085	19.69	0.093	19.52	0.090	24.28	0.268	< 29.23
5795		19.05	0.080	19.62	0.092	19.46	0.088	24.15	0.260	< 29.23
5755	540 M	19.15	0.082	19.54	0.090	19.28	0.085	24.10	0.257	< 29.23
5795		19.00	0.079	19.44	0.088	19.22	0.084	23.99	0.251	< 29.23

Model Number	RE590T										
Test Item	Maximum Conducted Output Power										
Test Mode	Mode 9: IEEE 802.11ac U-NII Band III 80MHz Link Mode										
Date of Test	06/15/2015					Test Site	TE05				
Beamforming on											
Frequency (MHz)	Data Rate	Average Power				Average Power				Limit (dBm)	
		ANT0		ANT1		ANT2		ANT0+1+2			
		(dBm)	(W)	(dBm)	(W)	(dBm)	(W)	(dBm)	(W)		
5775	87.9 M	19.13	0.082	19.55	0.090	19.39	0.087	24.13	0.259	< 29.23	
5775	1170 M	19.01	0.080	19.37	0.086	19.24	0.084	23.98	0.250	< 29.23	

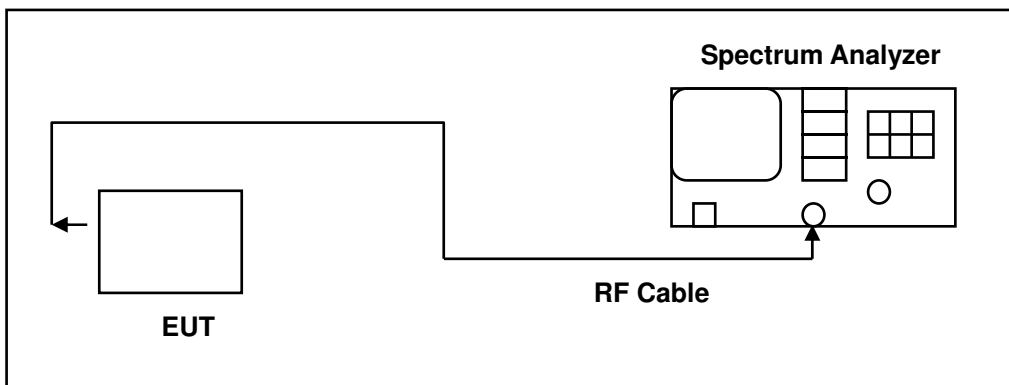
7 6dB RF Bandwidth Measurement

7.1. Limit

6dB RF Bandwidth:

Systems using digital modulation techniques may operate in the 2400–2483.5 MHz bands. The minimum 6 dB band-width shall be at least 500 kHz.

7.2. Test Setup



7.3. Test Instruments

Equipment	Manufacturer	Model Number	Serial Number	Cal. Date	Remark
Spectrum Analyzer	Agilent	E4445A	MY45300744	12/16/2014	(1)
Test Site	ATL	TE05	TE05	N.C.R.	-----

dRemark: (1) Calibration period 1 year. (2) Calibration period 2 years. (3) Calibration period 3 years.

Note: N.C.R. = No Calibration Request.

7.4. Test Procedure

The EUT tested to DTS test procedure of KDB 558074 D01 v03r03 for compliance to FCC 47CFR 15.247 requirements.

6dB RF Bandwidth: The antenna port of the EUT was connected to the input of a spectrum analyzer. Analyzer RES RBW was set to 100 kHz. For each RF output channel investigated, the spectrum analyzer center frequency was set to the channel carrier. A peak output reading was taken, a DISPLAY line was drawn 6 dB lower than peak level. The 6 dB bandwidth was determined from where the channel output spectrum intersected the display line.

The test was performed at 3 channels (Channel low, middle, high)

7.5. Test Result

Model Number	RE590T			
Test Item	6dB RF Bandwidth			
Test Mode	Mode 2: IEEE 802.11b Link Mode			
Date of Test	06/15/2015		Test Site	TE05
Frequency (MHz)	6dB Bandwidth (kHz)			Limit (kHz)
	ANT0	ANT1	ANT2	
2412	8578	7667	8592	> 500
2437	9031	8598	8089	> 500
2462	8081	8586	8588	> 500

Model Number	RE590T			
Test Item	6dB RF Bandwidth			
Test Mode	Mode 3: IEEE 802.11g Link Mode			
Date of Test	06/15/2015		Test Site	TE05
Frequency (MHz)	6dB Bandwidth (kHz)			Limit (kHz)
	ANT0	ANT1	ANT2	
2412	16437	16443	16418	> 500
2437	16507	16393	16399	> 500
2462	16427	16478	16405	> 500

Model Number	RE590T			
Test Item	6dB RF Bandwidth			
Test Mode	Mode 4: IEEE 802.11n 2.4GHz 20MHz Link Mode			
Date of Test	06/15/2015		Test Site	TE05
Frequency (MHz)	6dB Bandwidth (kHz)			Limit (kHz)
	ANT0	ANT1	ANT2	
2412	17530	17640	17670	> 500
2437	17455	17640	17587	> 500
2462	17601	17675	17636	> 500

Model Number	RE590T			
Test Item	6dB RF Bandwidth			
Test Mode	Mode 5: IEEE 802.11n 2.4GHz 40MHz Link Mode			
Date of Test	06/15/2015	Test Site	TE05	
Frequency (MHz)	6dB Bandwidth (kHz)			Limit (kHz)
	ANT0	ANT1	ANT2	
2422	36300	36347	36257	> 500
2437	35860	35621	35728	> 500
2452	35858	36068	35759	> 500

Model Number	RE590T			
Test Item	6dB RF Bandwidth			
Test Mode	Mode 6: IEEE 802.11a U-NII Band III Link Mode			
Date of Test	08/17/2015	Test Site	TE05	
Frequency (MHz)	6dB Bandwidth (kHz)			Limit (kHz)
	ANT0	ANT1	ANT2	
5745	16523	16462	16465	> 500
5785	16445	16485	16463	> 500
5825	16566	16514	16424	> 500

Model Number	RE590T			
Test Item	6dB RF Bandwidth			
Test Mode	Mode 7: IEEE 802.11ac U-NII Band III 20MHz Link Mode			
Date of Test	08/17/2015	Test Site	TE05	
Frequency (MHz)	6dB Bandwidth (kHz)			Limit (kHz)
	ANT0	ANT1	ANT2	
5745	17655	17707	17659	> 500
5785	17672	17669	17652	> 500
5825	17579	17651	17678	> 500

Model Number	RE590T			
Test Item	6dB RF Bandwidth			
Test Mode	Mode 8: IEEE 802.11ac U-NII Band III 40MHz Link Mode			
Date of Test	08/17/2015		Test Site	TE05
Frequency (MHz)	6dB Bandwidth (kHz)			Limit (kHz)
	ANT0	ANT1	ANT2	
5755	36355	36384	36326	> 500
5795	36322	36330	36391	> 500

Model Number	RE590T			
Test Item	6dB RF Bandwidth			
Test Mode	Mode 9: IEEE 802.11ac U-NII Band III 80MHz Link Mode			
Date of Test	08/17/2015		Test Site	TE05
Frequency (MHz)	6dB Bandwidth (kHz)			Limit (kHz)
	ANT0	ANT1	ANT2	
5775	75454	76221	75711	> 500

Model Number	RE590T			
Test Item	6dB RF Bandwidth			
Test Mode	Mode 7: IEEE 802.11ac U-NII Band III 20MHz Link Mode			
Date of Test	08/17/2015	Test Site	TE05	
Beamforming on				
Frequency (MHz)	6dB Bandwidth (kHz)			Limit (kHz)
	ANT0	ANT1	ANT2	
5745	17627	17673	17689	> 500
5785	17680	17680	17699	> 500
5825	17634	17660	17677	> 500

Model Number	RE590T			
Test Item	6dB RF Bandwidth			
Test Mode	Mode 8: IEEE 802.11ac U-NII Band III 40MHz Link Mode			
Date of Test	08/17/2015	Test Site	TE05	
Beamforming on				
Frequency (MHz)	6dB Bandwidth (kHz)			Limit (kHz)
	ANT0	ANT1	ANT2	
5755	36367	36438	36352	> 500
5795	36455	36385	36368	> 500

Model Number	RE590T			
Test Item	6dB RF Bandwidth			
Test Mode	Mode 9: IEEE 802.11ac U-NII Band III 80MHz Link Mode			
Date of Test	08/17/2015	Test Site	TE05	
Beamforming on				
Frequency (MHz)	6dB Bandwidth (kHz)			Limit (kHz)
	ANT0	ANT1	ANT2	
5775	76125	76165	75471	> 500

7.6. Test Graphs

Mode 2: IEEE 802.11b Link Mode_ANT-0	
2412	
2437	
2462	

Mode 2: IEEE 802.11b Link Mode_ANT-1

<p>2412</p>	
<p>2437</p>	
<p>2462</p>	

Mode 2: IEEE 802.11b Link Mode_ANT-2

<p>2412</p>	
<p>2437</p>	
<p>2462</p>	

Mode 3: IEEE 802.11g Link Mode_ANT-0

<p>2412</p>	<p>Agilent R T</p> <p>Ch Freq 2.412 GHz Trig Free</p> <p>Center Freq 2.41200000 GHz</p> <p>Start Freq 2.39700000 GHz</p> <p>Stop Freq 2.42700000 GHz</p> <p>CF Step 3.00000000 MHz Auto Man</p> <p>Freq Offset 0.00000000 Hz</p> <p>Signal Track On Off</p> <p>Ref 20 dBm #Atten 20 dB</p> <p>#Peak Log 10 dB/Offset 11.7 dB</p> <p>Center 2.412 GHz Span 30 MHz</p> <p>#Res BW 100 kHz #VBW 300 kHz Sweep 4 ms (401 pts)</p> <p>Occupied Bandwidth 16.4339 MHz</p> <p>Occ BW % Pwr 99.00 % x dB -6.00 dB</p> <p>Transmit Freq Error -15.393 kHz</p> <p>x dB Bandwidth 16.437 MHz</p>
<p>2437</p>	<p>Agilent R T</p> <p>Ch Freq 2.437 GHz Trig Free</p> <p>Center Freq 2.43700000 GHz</p> <p>Start Freq 2.42200000 GHz</p> <p>Stop Freq 2.45200000 GHz</p> <p>CF Step 3.00000000 MHz Auto Man</p> <p>Freq Offset 0.00000000 Hz</p> <p>Signal Track On Off</p> <p>Ref 25 dBm #Atten 25 dB</p> <p>#Peak Log 10 dB/Offset 11.7 dB</p> <p>Center 2.437 GHz Span 30 MHz</p> <p>#Res BW 100 kHz #VBW 300 kHz Sweep 4 ms (401 pts)</p> <p>Occupied Bandwidth 16.4942 MHz</p> <p>Occ BW % Pwr 99.00 % x dB -6.00 dB</p> <p>Transmit Freq Error 8.474 kHz</p> <p>x dB Bandwidth 16.507 MHz</p>
<p>2462</p>	<p>Agilent R T</p> <p>Ch Freq 2.462 GHz Trig Free</p> <p>Center Freq 2.46200000 GHz</p> <p>Start Freq 2.44700000 GHz</p> <p>Stop Freq 2.47700000 GHz</p> <p>CF Step 3.00000000 MHz Auto Man</p> <p>Freq Offset 0.00000000 Hz</p> <p>Signal Track On Off</p> <p>Ref 20 dBm #Atten 20 dB</p> <p>#Peak Log 10 dB/Offset 11.7 dB</p> <p>Center 2.462 GHz Span 30 MHz</p> <p>#Res BW 100 kHz #VBW 300 kHz Sweep 4 ms (401 pts)</p> <p>Occupied Bandwidth 16.4367 MHz</p> <p>Occ BW % Pwr 99.00 % x dB -6.00 dB</p> <p>Transmit Freq Error -27.996 kHz</p> <p>x dB Bandwidth 16.427 MHz</p>

Mode 3: IEEE 802.11g Link Mode_ANT-1

<p>2412</p>	<p>Agilent R T</p> <p>Ch Freq 2.412 GHz Trig Free</p> <p>Occupied Bandwidth</p> <p>Ref 20 dBm #Atten 20 dB</p> <p>#Peak Log 10 dB/Offset 11.7 dB</p> <p>Center 2.412 GHz Span 30 MHz</p> <p>#Res BW 100 kHz #VBW 300 kHz Sweep 4 ms (401 pts)</p> <p>Occupied Bandwidth 16.4368 MHz</p> <p>Occ BW % Pwr 99.00 % x dB -6.00 dB</p> <p>Transmit Freq Error 1.985 kHz x dB Bandwidth 16.443 MHz</p> <p>Freq/Channel</p> <p>Center Freq 2.41200000 GHz</p> <p>Start Freq 2.39700000 GHz</p> <p>Stop Freq 2.42700000 GHz</p> <p>CF Step 3.00000000 MHz Auto Man</p> <p>Freq Offset 0.00000000 Hz</p> <p>Signal Track On Off</p>
<p>2437</p>	<p>Agilent R T</p> <p>Ch Freq 2.437 GHz Trig Free</p> <p>Occupied Bandwidth</p> <p>Ref 25 dBm #Atten 25 dB</p> <p>#Peak Log 10 dB/Offset 11.7 dB</p> <p>Center 2.437 GHz Span 30 MHz</p> <p>#Res BW 100 kHz #VBW 300 kHz Sweep 4 ms (401 pts)</p> <p>Occupied Bandwidth 16.4440 MHz</p> <p>Occ BW % Pwr 99.00 % x dB -6.00 dB</p> <p>Transmit Freq Error 8.648 kHz x dB Bandwidth 16.393 MHz</p> <p>Freq/Channel</p> <p>Center Freq 2.43700000 GHz</p> <p>Start Freq 2.42200000 GHz</p> <p>Stop Freq 2.45200000 GHz</p> <p>CF Step 3.00000000 MHz Auto Man</p> <p>Freq Offset 0.00000000 Hz</p> <p>Signal Track On Off</p>
<p>2462</p>	<p>Agilent R T</p> <p>Ch Freq 2.462 GHz Trig Free</p> <p>Occupied Bandwidth</p> <p>Ref 20 dBm #Atten 20 dB</p> <p>#Peak Log 10 dB/Offset 11.7 dB</p> <p>Center 2.462 GHz Span 30 MHz</p> <p>#Res BW 100 kHz #VBW 300 kHz Sweep 4 ms (401 pts)</p> <p>Occupied Bandwidth 16.4636 MHz</p> <p>Occ BW % Pwr 99.00 % x dB -6.00 dB</p> <p>Transmit Freq Error -30.851 kHz x dB Bandwidth 16.478 MHz</p> <p>Freq/Channel</p> <p>Center Freq 2.46200000 GHz</p> <p>Start Freq 2.44700000 GHz</p> <p>Stop Freq 2.47700000 GHz</p> <p>CF Step 3.00000000 MHz Auto Man</p> <p>Freq Offset 0.00000000 Hz</p> <p>Signal Track On Off</p>

Mode 3: IEEE 802.11g Link Mode_ANT-2

<p>2412</p>	<p>Agilent R T</p> <p>Ch Freq 2.412 GHz Trig Free</p> <p>Occupied Bandwidth</p> <p>Ref 20 dBm #Atten 20 dB</p> <p>#Peak</p> <p>Log</p> <p>10 dB/Offset</p> <p>11.7 dB</p> <p>Center 2.412 GHz Span 30 MHz</p> <p>#Res BW 100 kHz #VBW 300 kHz Sweep 4 ms (401 pts)</p> <p>Occupied Bandwidth Occ BW % Pwr 99.00 %</p> <p>16.4655 MHz x dB -6.00 dB</p> <p>Transmit Freq Error 769.992 Hz</p> <p>x dB Bandwidth 16.418 MHz</p> <p>Freq/Channel</p> <p>Center Freq 2.41200000 GHz</p> <p>Start Freq 2.39700000 GHz</p> <p>Stop Freq 2.42700000 GHz</p> <p>CF Step 3.00000000 MHz Auto Man</p> <p>Freq Offset 0.00000000 Hz</p> <p>Signal Track On Off</p>
<p>2437</p>	<p>Agilent R T</p> <p>Ch Freq 2.437 GHz Trig Free</p> <p>Occupied Bandwidth</p> <p>Ref 25 dBm #Atten 25 dB</p> <p>#Peak</p> <p>Log</p> <p>10 dB/Offset</p> <p>11.7 dB</p> <p>Center 2.437 GHz Span 30 MHz</p> <p>#Res BW 100 kHz #VBW 300 kHz Sweep 4 ms (401 pts)</p> <p>Occupied Bandwidth Occ BW % Pwr 99.00 %</p> <p>16.4509 MHz x dB -6.00 dB</p> <p>Transmit Freq Error 7.346 kHz</p> <p>x dB Bandwidth 16.399 MHz</p> <p>Freq/Channel</p> <p>Center Freq 2.43700000 GHz</p> <p>Start Freq 2.42200000 GHz</p> <p>Stop Freq 2.45200000 GHz</p> <p>CF Step 3.00000000 MHz Auto Man</p> <p>Freq Offset 0.00000000 Hz</p> <p>Signal Track On Off</p>
<p>2462</p>	<p>Agilent R T</p> <p>Ch Freq 2.462 GHz Trig Free</p> <p>Occupied Bandwidth</p> <p>Ref 20 dBm #Atten 20 dB</p> <p>#Peak</p> <p>Log</p> <p>10 dB/Offset</p> <p>11.7 dB</p> <p>Center 2.462 GHz Span 30 MHz</p> <p>#Res BW 100 kHz #VBW 300 kHz Sweep 4 ms (401 pts)</p> <p>Occupied Bandwidth Occ BW % Pwr 99.00 %</p> <p>16.4251 MHz x dB -6.00 dB</p> <p>Transmit Freq Error -22.756 kHz</p> <p>x dB Bandwidth 16.405 MHz</p> <p>Freq/Channel</p> <p>Center Freq 2.46200000 GHz</p> <p>Start Freq 2.44700000 GHz</p> <p>Stop Freq 2.47700000 GHz</p> <p>CF Step 3.00000000 MHz Auto Man</p> <p>Freq Offset 0.00000000 Hz</p> <p>Signal Track On Off</p>

Mode 4: IEEE 802.11n 2.4GHz 20MHz Link Mode _ ANT0

<p>2412</p>	<p>Agilent R T</p> <p>Ch Freq 2.412 GHz Trig Free</p> <p>Occupied Bandwidth</p> <p>Ref 20 dBm #Atten 20 dB</p> <p>#Peak Log 10 dB/Offset 11.7 dB</p> <p>Center 2.412 GHz Span 30 MHz #Res BW 100 kHz #VBW 300 kHz Sweep 4 ms (401 pts)</p> <p>Occupied Bandwidth Occ BW % Pwr 99.00 % 17.6035 MHz x dB -6.00 dB</p> <p>Transmit Freq Error -8.371 kHz x dB Bandwidth 17.530 MHz</p> <p>Freq/Channel</p> <p>Center Freq 2.41200000 GHz</p> <p>Start Freq 2.39700000 GHz</p> <p>Stop Freq 2.42700000 GHz</p> <p>CF Step 3.00000000 MHz Auto Man</p> <p>Freq Offset 0.00000000 Hz</p> <p>Signal Track On Off</p>
<p>2437</p>	<p>Agilent R T</p> <p>Ch Freq 2.437 GHz Trig Free</p> <p>Occupied Bandwidth</p> <p>Ref 25 dBm #Atten 25 dB</p> <p>#Peak Log 10 dB/Offset 11.7 dB</p> <p>Center 2.437 GHz Span 30 MHz #Res BW 100 kHz #VBW 300 kHz Sweep 4 ms (401 pts)</p> <p>Occupied Bandwidth Occ BW % Pwr 99.00 % 17.6503 MHz x dB -6.00 dB</p> <p>Transmit Freq Error 11.163 kHz x dB Bandwidth 17.455 MHz</p> <p>Freq/Channel</p> <p>Center Freq 2.43700000 GHz</p> <p>Start Freq 2.42200000 GHz</p> <p>Stop Freq 2.45200000 GHz</p> <p>CF Step 3.00000000 MHz Auto Man</p> <p>Freq Offset 0.00000000 Hz</p> <p>Signal Track On Off</p>
<p>2462</p>	<p>Agilent R T</p> <p>Ch Freq 2.462 GHz Trig Free</p> <p>Occupied Bandwidth</p> <p>Ref 20 dBm #Atten 20 dB</p> <p>#Peak Log 10 dB/Offset 11.7 dB</p> <p>Center 2.462 GHz Span 30 MHz #Res BW 100 kHz #VBW 300 kHz Sweep 4 ms (401 pts)</p> <p>Occupied Bandwidth Occ BW % Pwr 99.00 % 17.6160 MHz x dB -6.00 dB</p> <p>Transmit Freq Error -26.903 kHz x dB Bandwidth 17.601 MHz</p> <p>Freq/Channel</p> <p>Center Freq 2.46200000 GHz</p> <p>Start Freq 2.44700000 GHz</p> <p>Stop Freq 2.47700000 GHz</p> <p>CF Step 3.00000000 MHz Auto Man</p> <p>Freq Offset 0.00000000 Hz</p> <p>Signal Track On Off</p>

Mode 4: IEEE 802.11n 2.4GHz 20MHz Link Mode _ ANT1

<p>2412</p>	<p>Agilent R T</p> <p>Ch Freq 2.412 GHz Trig Free</p> <p>Occupied Bandwidth</p> <p>Ref 20 dBm #Atten 20 dB</p> <p>#Peak Log 10 dB/Offset 11.7 dB</p> <p>Center 2.412 GHz Span 30 MHz #Res BW 100 kHz #VBW 300 kHz Sweep 4 ms (401 pts)</p> <p>Occupied Bandwidth Occ BW % Pwr 99.00 % 17.6322 MHz x dB -6.00 dB</p> <p>Transmit Freq Error -5.092 kHz x dB Bandwidth 17.640 MHz</p> <p>Freq/Channel Center Freq 2.41200000 GHz Start Freq 2.39700000 GHz Stop Freq 2.42700000 GHz CF Step 3.00000000 MHz Auto Man Freq Offset 0.00000000 Hz Signal Track On Off</p>
<p>2437</p>	<p>Agilent R T</p> <p>Ch Freq 2.437 GHz Trig Free</p> <p>Occupied Bandwidth</p> <p>Ref 25 dBm #Atten 25 dB</p> <p>#Peak Log 10 dB/Offset 11.7 dB</p> <p>Center 2.437 GHz Span 30 MHz #Res BW 100 kHz #VBW 300 kHz Sweep 4 ms (401 pts)</p> <p>Occupied Bandwidth Occ BW % Pwr 99.00 % 17.6052 MHz x dB -6.00 dB</p> <p>Transmit Freq Error 2.097 kHz x dB Bandwidth 17.640 MHz</p> <p>Freq/Channel Center Freq 2.43700000 GHz Start Freq 2.42200000 GHz Stop Freq 2.45200000 GHz CF Step 3.00000000 MHz Auto Man Freq Offset 0.00000000 Hz Signal Track On Off</p>
<p>2462</p>	<p>Agilent R T</p> <p>Ch Freq 2.462 GHz Trig Free</p> <p>Occupied Bandwidth</p> <p>Ref 20 dBm #Atten 20 dB</p> <p>#Peak Log 10 dB/Offset 11.7 dB</p> <p>Center 2.462 GHz Span 30 MHz #Res BW 100 kHz #VBW 300 kHz Sweep 4 ms (401 pts)</p> <p>Occupied Bandwidth Occ BW % Pwr 99.00 % 17.6539 MHz x dB -6.00 dB</p> <p>Transmit Freq Error -15.020 kHz x dB Bandwidth 17.675 MHz</p> <p>Freq/Channel Center Freq 2.46200000 GHz Start Freq 2.44700000 GHz Stop Freq 2.47700000 GHz CF Step 3.00000000 MHz Auto Man Freq Offset 0.00000000 Hz Signal Track On Off</p>

Mode 4: IEEE 802.11n 2.4GHz 20MHz Link Mode _ ANT2

<p>2412</p>	<p>Agilent R T</p> <p>Ch Freq 2.412 GHz Trig Free</p> <p>Occupied Bandwidth</p> <p>Ref 20 dBm #Atten 20 dB</p> <p>#Peak Log 10 dB/Offist 11.7 dB</p> <p>Center 2.412 GHz Span 30 MHz</p> <p>#Res BW 100 kHz #VBW 300 kHz Sweep 4 ms (401 pts)</p> <p>Occupied Bandwidth Occ BW % Pwr 99.00 %</p> <p>17.6229 MHz x dB -6.00 dB</p> <p>Transmit Freq Error -7.534 kHz</p> <p>x dB Bandwidth 17.670 MHz</p> <p>Freq/Channel</p> <p>Center Freq 2.41200000 GHz</p> <p>Start Freq 2.39700000 GHz</p> <p>Stop Freq 2.42700000 GHz</p> <p>CF Step 3.00000000 MHz Auto Man</p> <p>Freq Offset 0.00000000 Hz</p> <p>Signal Track On Off</p>
<p>2437</p>	<p>Agilent R T</p> <p>Ch Freq 2.437 GHz Trig Free</p> <p>Occupied Bandwidth</p> <p>Ref 25 dBm #Atten 25 dB</p> <p>#Peak Log 10 dB/Offist 11.7 dB</p> <p>Center 2.437 GHz Span 30 MHz</p> <p>#Res BW 100 kHz #VBW 300 kHz Sweep 4 ms (401 pts)</p> <p>Occupied Bandwidth Occ BW % Pwr 99.00 %</p> <p>17.6004 MHz x dB -6.00 dB</p> <p>Transmit Freq Error -8.921 kHz</p> <p>x dB Bandwidth 17.587 MHz</p> <p>Freq/Channel</p> <p>Center Freq 2.43700000 GHz</p> <p>Start Freq 2.42200000 GHz</p> <p>Stop Freq 2.45200000 GHz</p> <p>CF Step 3.00000000 MHz Auto Man</p> <p>Freq Offset 0.00000000 Hz</p> <p>Signal Track On Off</p>
<p>2462</p>	<p>Agilent R T</p> <p>Ch Freq 2.462 GHz Trig Free</p> <p>Occupied Bandwidth</p> <p>Ref 20 dBm #Atten 20 dB</p> <p>#Peak Log 10 dB/Offist 11.7 dB</p> <p>Center 2.462 GHz Span 30 MHz</p> <p>#Res BW 100 kHz #VBW 300 kHz Sweep 4 ms (401 pts)</p> <p>Occupied Bandwidth Occ BW % Pwr 99.00 %</p> <p>17.6236 MHz x dB -6.00 dB</p> <p>Transmit Freq Error -23.502 kHz</p> <p>x dB Bandwidth 17.636 MHz</p> <p>Freq/Channel</p> <p>Center Freq 2.46200000 GHz</p> <p>Start Freq 2.44700000 GHz</p> <p>Stop Freq 2.47700000 GHz</p> <p>CF Step 3.00000000 MHz Auto Man</p> <p>Freq Offset 0.00000000 Hz</p> <p>Signal Track On Off</p>

Mode 5: IEEE 802.11n 2.4GHz 40MHz Link Mode _ANT0

<p>2422</p>	<p>Agilent R T</p> <p>Ch Freq 2.422 GHz Trig Free</p> <p>Occupied Bandwidth</p> <p>Ref 20 dBm #Atten 20 dB</p> <p>#Peak Log 10 dB/Offist 11.7 dB</p> <p>Center 2.422 GHz Span 50 MHz</p> <p>#Res BW 100 kHz #VBW 300 kHz Sweep 5.18 ms (401 pts)</p> <p>Occupied Bandwidth Occ BW % Pwr 99.00 %</p> <p>36.0304 MHz x dB -6.00 dB</p> <p>Transmit Freq Error -579.976 Hz</p> <p>x dB Bandwidth 36.300 MHz</p> <p>Freq/Channel</p> <p>Center Freq 2.42200000 GHz</p> <p>Start Freq 2.39700000 GHz</p> <p>Stop Freq 2.44700000 GHz</p> <p>CF Step 5.00000000 MHz Auto Man</p> <p>Freq Offset 0.00000000 Hz</p> <p>Signal Track On Off</p>
<p>2437</p>	<p>Agilent R T</p> <p>Ch Freq 2.437 GHz Trig Free</p> <p>Occupied Bandwidth</p> <p>Ref 25 dBm Atten 25 dB</p> <p>#Peak Log 10 dB/Offist 11.7 dB</p> <p>Center 2.437 GHz Span 50 MHz</p> <p>#Res BW 100 kHz #VBW 300 kHz Sweep 5.18 ms (401 pts)</p> <p>Occupied Bandwidth Occ BW % Pwr 99.00 %</p> <p>36.1125 MHz x dB -6.00 dB</p> <p>Transmit Freq Error 21.368 kHz</p> <p>x dB Bandwidth 35.860 MHz</p> <p>Freq/Channel</p> <p>Center Freq 2.43700000 GHz</p> <p>Start Freq 2.41200000 GHz</p> <p>Stop Freq 2.46200000 GHz</p> <p>CF Step 5.00000000 MHz Auto Man</p> <p>Freq Offset 0.00000000 Hz</p> <p>Signal Track On Off</p>
<p>2452</p>	<p>Agilent R T</p> <p>Ch Freq 2.452 GHz Trig Free</p> <p>Occupied Bandwidth</p> <p>Ref 20 dBm #Atten 20 dB</p> <p>#Peak Log 10 dB/Offist 11.7 dB</p> <p>Center 2.452 GHz Span 50 MHz</p> <p>#Res BW 100 kHz #VBW 300 kHz Sweep 5.18 ms (401 pts)</p> <p>Occupied Bandwidth Occ BW % Pwr 99.00 %</p> <p>36.0088 MHz x dB -6.00 dB</p> <p>Transmit Freq Error -4.277 kHz</p> <p>x dB Bandwidth 35.858 MHz</p> <p>Freq/Channel</p> <p>Center Freq 2.45200000 GHz</p> <p>Start Freq 2.42700000 GHz</p> <p>Stop Freq 2.47700000 GHz</p> <p>CF Step 5.00000000 MHz Auto Man</p> <p>Freq Offset 0.00000000 Hz</p> <p>Signal Track On Off</p>

Mode 5: IEEE 802.11n 2.4GHz 40MHz Link Mode _ ANT1

<p>2422</p>	<p>Agilent R T</p> <p>Ch Freq 2.422 GHz Trig Free</p> <p>Occupied Bandwidth</p> <p>Ref 20 dBm #Atten 20 dB</p> <p>#Peak Log 10 dB/Offst 11.7 dB</p> <p>Center 2.422 GHz Span 50 MHz</p> <p>#Res BW 100 kHz #VBW 300 kHz Sweep 5.18 ms (401 pts)</p> <p>Occupied Bandwidth 36.0549 MHz</p> <p>Occ BW % Pwr 99.00 % x dB -6.00 dB</p> <p>Transmit Freq Error 13.525 kHz</p> <p>x dB Bandwidth 36.347 MHz</p> <p>Freq/Channel</p> <p>Center Freq 2.42200000 GHz</p> <p>Start Freq 2.39700000 GHz</p> <p>Stop Freq 2.44700000 GHz</p> <p>CF Step 5.00000000 MHz Auto Man</p> <p>Freq Offset 0.00000000 Hz</p> <p>Signal Track On Off</p>
<p>2437</p>	<p>Agilent R T</p> <p>Ch Freq 2.437 GHz Trig Free</p> <p>Occupied Bandwidth</p> <p>Ref 25 dBm #Atten 25 dB</p> <p>#Peak Log 10 dB/Offst 11.7 dB</p> <p>Center 2.437 GHz Span 50 MHz</p> <p>#Res BW 100 kHz #VBW 300 kHz Sweep 5.18 ms (401 pts)</p> <p>Occupied Bandwidth 36.0420 MHz</p> <p>Occ BW % Pwr 99.00 % x dB -6.00 dB</p> <p>Transmit Freq Error 17.507 kHz</p> <p>x dB Bandwidth 35.621 MHz</p> <p>Freq/Channel</p> <p>Center Freq 2.43700000 GHz</p> <p>Start Freq 2.41200000 GHz</p> <p>Stop Freq 2.46200000 GHz</p> <p>CF Step 5.00000000 MHz Auto Man</p> <p>Freq Offset 0.00000000 Hz</p> <p>Signal Track On Off</p>
<p>2452</p>	<p>Agilent R T</p> <p>Ch Freq 2.452 GHz Trig Free</p> <p>Occupied Bandwidth</p> <p>Ref 20 dBm #Atten 20 dB</p> <p>#Peak Log 10 dB/Offst 11.7 dB</p> <p>Center 2.452 GHz Span 50 MHz</p> <p>#Res BW 100 kHz #VBW 300 kHz Sweep 5.18 ms (401 pts)</p> <p>Occupied Bandwidth 36.0244 MHz</p> <p>Occ BW % Pwr 99.00 % x dB -6.00 dB</p> <p>Transmit Freq Error -47.325 kHz</p> <p>x dB Bandwidth 36.068 MHz</p> <p>Freq/Channel</p> <p>Center Freq 2.45200000 GHz</p> <p>Start Freq 2.42700000 GHz</p> <p>Stop Freq 2.47700000 GHz</p> <p>CF Step 5.00000000 MHz Auto Man</p> <p>Freq Offset 0.00000000 Hz</p> <p>Signal Track On Off</p>

Mode 5: IEEE 802.11n 2.4GHz 40MHz Link Mode _ ANT2

<p>2422</p>	<p>Agilent R T</p> <p>Ch Freq 2.422 GHz Trig Free</p> <p>Occupied Bandwidth</p> <p>Ref 20 dBm #Atten 20 dB</p> <p>#Peak Log 10 dB/Offst 11.7 dB</p> <p>Center 2.422 GHz Span 50 MHz</p> <p>#Res BW 100 kHz #VBW 300 kHz Sweep 5.18 ms (401 pts)</p> <p>Occupied Bandwidth 36.0011 MHz</p> <p>Occ BW % Pwr 99.00 % x dB -6.00 dB</p> <p>Transmit Freq Error 7.079 kHz</p> <p>x dB Bandwidth 36.257 MHz</p> <p>Freq/Channel</p> <p>Center Freq 2.42200000 GHz</p> <p>Start Freq 2.39700000 GHz</p> <p>Stop Freq 2.44700000 GHz</p> <p>CF Step 5.00000000 MHz Auto Man</p> <p>Freq Offset 0.00000000 Hz</p> <p>Signal Track On Off</p>
<p>2437</p>	<p>Agilent R T</p> <p>Ch Freq 2.437 GHz Trig Free</p> <p>Occupied Bandwidth</p> <p>Ref 25 dBm Atten 25 dB</p> <p>#Peak Log 10 dB/Offst 11.7 dB</p> <p>Center 2.437 GHz Span 50 MHz</p> <p>#Res BW 100 kHz #VBW 300 kHz Sweep 5.18 ms (401 pts)</p> <p>Occupied Bandwidth 36.0197 MHz</p> <p>Occ BW % Pwr 99.00 % x dB -6.00 dB</p> <p>Transmit Freq Error -23.786 kHz</p> <p>x dB Bandwidth 35.728 MHz</p> <p>Freq/Channel</p> <p>Center Freq 2.43700000 GHz</p> <p>Start Freq 2.41200000 GHz</p> <p>Stop Freq 2.46200000 GHz</p> <p>CF Step 5.00000000 MHz Auto Man</p> <p>Freq Offset 0.00000000 Hz</p> <p>Signal Track On Off</p>
<p>2452</p>	<p>Agilent R T</p> <p>Ch Freq 2.452 GHz Trig Free</p> <p>Occupied Bandwidth</p> <p>Ref 20 dBm #Atten 20 dB</p> <p>#Peak Log 10 dB/Offst 11.7 dB</p> <p>Center 2.452 GHz Span 50 MHz</p> <p>#Res BW 100 kHz #VBW 300 kHz Sweep 5.18 ms (401 pts)</p> <p>Occupied Bandwidth 36.0244 MHz</p> <p>Occ BW % Pwr 99.00 % x dB -6.00 dB</p> <p>Transmit Freq Error -41.014 kHz</p> <p>x dB Bandwidth 35.759 MHz</p> <p>Freq/Channel</p> <p>Center Freq 2.45200000 GHz</p> <p>Start Freq 2.42700000 GHz</p> <p>Stop Freq 2.47700000 GHz</p> <p>CF Step 5.00000000 MHz Auto Man</p> <p>Freq Offset 0.00000000 Hz</p> <p>Signal Track On Off</p>

Mode 6: IEEE 802.11a U-NII Band III Link Mode_ANT0

5745	<p>Agilent R T</p> <p>Ch Freq 5.745 GHz Trig Free</p> <p>Occupied Bandwidth</p> <p>Ref 20 dBm Atten 20 dB</p> <p>#Peak Log 10 dB/Offset 13.7 dB</p> <p>Center 5.745 GHz Span 30 MHz</p> <p>#Res BW 100 kHz #VBW 300 kHz Sweep 4 ms (401 pts)</p> <p>Occupied Bandwidth Occ BW % Pwr 99.00 % 16.5224 MHz x dB -6.00 dB</p> <p>Transmit Freq Error -13.167 kHz x dB Bandwidth 16.523 MHz</p> <p>Freq/Channel</p> <p>Center Freq 5.74500000 GHz</p> <p>Start Freq 5.73000000 GHz</p> <p>Stop Freq 5.76000000 GHz</p> <p>CF Step 3.00000000 MHz Auto Man</p> <p>Freq Offset 0.00000000 Hz</p> <p>Signal Track On Off</p>
5785	<p>Agilent R T</p> <p>Ch Freq 5.785 GHz Trig Free</p> <p>Occupied Bandwidth</p> <p>Ref 20 dBm Atten 20 dB</p> <p>#Peak Log 10 dB/Offset 13.7 dB</p> <p>Center 5.785 GHz Span 30 MHz</p> <p>#Res BW 100 kHz #VBW 300 kHz Sweep 4 ms (401 pts)</p> <p>Occupied Bandwidth Occ BW % Pwr 99.00 % 16.5067 MHz x dB -6.00 dB</p> <p>Transmit Freq Error -32.740 kHz x dB Bandwidth 16.445 MHz</p> <p>Freq/Channel</p> <p>Center Freq 5.78500000 GHz</p> <p>Start Freq 5.77000000 GHz</p> <p>Stop Freq 5.80000000 GHz</p> <p>CF Step 3.00000000 MHz Auto Man</p> <p>Freq Offset 0.00000000 Hz</p> <p>Signal Track On Off</p>
5825	<p>Agilent R T</p> <p>Ch Freq 5.825 GHz Trig Free</p> <p>Occupied Bandwidth</p> <p>Ref 20 dBm Atten 20 dB</p> <p>#Peak Log 10 dB/Offset 13.7 dB</p> <p>Center 5.825 GHz Span 30 MHz</p> <p>#Res BW 100 kHz #VBW 300 kHz Sweep 4 ms (401 pts)</p> <p>Occupied Bandwidth Occ BW % Pwr 99.00 % 16.5384 MHz x dB -6.00 dB</p> <p>Transmit Freq Error -43.150 kHz x dB Bandwidth 16.566 MHz</p> <p>Freq/Channel</p> <p>Center Freq 5.82500000 GHz</p> <p>Start Freq 5.81000000 GHz</p> <p>Stop Freq 5.84000000 GHz</p> <p>CF Step 3.00000000 MHz Auto Man</p> <p>Freq Offset 0.00000000 Hz</p> <p>Signal Track On Off</p>

Mode 6: IEEE 802.11a U-NII Band III Link Mode_ANT1

5745	<p>Agilent R T</p> <p>Ch Freq 5.745 GHz Trig Free</p> <p>Occupied Bandwidth</p> <p>Ref 20 dBm Atten 20 dB</p> <p>#Peak Log 10 dB/ Offset 13.7 dB</p> <p>Center 5.745 GHz Span 30 MHz</p> <p>#Res BW 100 kHz #VBW 300 kHz Sweep 4 ms (401 pts)</p> <p>Occupied Bandwidth Occ BW % Pwr 99.00 %</p> <p>16.5468 MHz x dB -6.00 dB</p> <p>Transmit Freq Error -14.717 kHz</p> <p>x dB Bandwidth 16.462 MHz</p> <p>Freq/Channel</p> <p>Center Freq 5.74500000 GHz</p> <p>Start Freq 5.73000000 GHz</p> <p>Stop Freq 5.76000000 GHz</p> <p>CF Step 3.00000000 MHz Auto Man</p> <p>Freq Offset 0.00000000 Hz</p> <p>Signal Track On Off</p>
5785	<p>Agilent R T</p> <p>Ch Freq 5.785 GHz Trig Free</p> <p>Occupied Bandwidth</p> <p>Ref 20 dBm Atten 20 dB</p> <p>#Peak Log 10 dB/ Offset 13.7 dB</p> <p>Center 5.785 GHz Span 30 MHz</p> <p>#Res BW 100 kHz #VBW 300 kHz Sweep 4 ms (401 pts)</p> <p>Occupied Bandwidth Occ BW % Pwr 99.00 %</p> <p>16.5255 MHz x dB -6.00 dB</p> <p>Transmit Freq Error -22.232 kHz</p> <p>x dB Bandwidth 16.485 MHz</p> <p>Freq/Channel</p> <p>Center Freq 5.78500000 GHz</p> <p>Start Freq 5.77000000 GHz</p> <p>Stop Freq 5.80000000 GHz</p> <p>CF Step 3.00000000 MHz Auto Man</p> <p>Freq Offset 0.00000000 Hz</p> <p>Signal Track On Off</p>
5825	<p>Agilent R T</p> <p>Ch Freq 5.825 GHz Trig Free</p> <p>Occupied Bandwidth</p> <p>Ref 20 dBm Atten 20 dB</p> <p>#Peak Log 10 dB/ Offset 13.7 dB</p> <p>Center 5.825 GHz Span 30 MHz</p> <p>#Res BW 100 kHz #VBW 300 kHz Sweep 4 ms (401 pts)</p> <p>Occupied Bandwidth Occ BW % Pwr 99.00 %</p> <p>16.5108 MHz x dB -6.00 dB</p> <p>Transmit Freq Error -10.296 kHz</p> <p>x dB Bandwidth 16.514 MHz</p> <p>Freq/Channel</p> <p>Center Freq 5.82500000 GHz</p> <p>Start Freq 5.81000000 GHz</p> <p>Stop Freq 5.84000000 GHz</p> <p>CF Step 3.00000000 MHz Auto Man</p> <p>Freq Offset 0.00000000 Hz</p> <p>Signal Track On Off</p>

Mode 6: IEEE 802.11a U-NII Band III Link Mode_ANT2

<p>5745</p>	<p>Agilent R T</p> <p>Ch Freq 5.745 GHz Trig Free</p> <p>Occupied Bandwidth</p> <p>Ref 20 dBm Atten 20 dB</p> <p>#Peak</p> <p>Log</p> <p>dB/Offset</p> <p>13.7 dB</p> <p>Center 5.745 GHz Span 30 MHz</p> <p>#Res BW 100 kHz #VBW 300 kHz Sweep 4 ms (401 pts)</p> <p>Occupied Bandwidth Occ BW % Pwr 99.00 %</p> <p>16.5119 MHz x dB -6.00 dB</p> <p>Transmit Freq Error -10.408 kHz</p> <p>x dB Bandwidth 16.465 MHz</p> <p>Freq/Channel</p> <p>Center Freq 5.74500000 GHz</p> <p>Start Freq 5.73000000 GHz</p> <p>Stop Freq 5.76000000 GHz</p> <p>CF Step 3.00000000 MHz Auto Man</p> <p>Freq Offset 0.00000000 Hz</p> <p>Signal Track On Off</p>
<p>5785</p>	<p>Agilent R T</p> <p>Ch Freq 5.785 GHz Trig Free</p> <p>Occupied Bandwidth</p> <p>Ref 20 dBm Atten 20 dB</p> <p>#Peak</p> <p>Log</p> <p>dB/Offset</p> <p>13.7 dB</p> <p>Center 5.785 GHz Span 30 MHz</p> <p>#Res BW 100 kHz #VBW 300 kHz Sweep 4 ms (401 pts)</p> <p>Occupied Bandwidth Occ BW % Pwr 99.00 %</p> <p>16.5042 MHz x dB -6.00 dB</p> <p>Transmit Freq Error -16.954 kHz</p> <p>x dB Bandwidth 16.463 MHz</p> <p>Freq/Channel</p> <p>Center Freq 5.78500000 GHz</p> <p>Start Freq 5.77000000 GHz</p> <p>Stop Freq 5.80000000 GHz</p> <p>CF Step 3.00000000 MHz Auto Man</p> <p>Freq Offset 0.00000000 Hz</p> <p>Signal Track On Off</p>
<p>5825</p>	<p>Agilent R T</p> <p>Ch Freq 5.825 GHz Trig Free</p> <p>Occupied Bandwidth</p> <p>Ref 20 dBm Atten 20 dB</p> <p>#Peak</p> <p>Log</p> <p>dB/Offset</p> <p>13.7 dB</p> <p>Center 5.825 GHz Span 30 MHz</p> <p>#Res BW 100 kHz #VBW 300 kHz Sweep 4 ms (401 pts)</p> <p>Occupied Bandwidth Occ BW % Pwr 99.00 %</p> <p>16.5023 MHz x dB -6.00 dB</p> <p>Transmit Freq Error -22.033 kHz</p> <p>x dB Bandwidth 16.424 MHz</p> <p>Freq/Channel</p> <p>Center Freq 5.82500000 GHz</p> <p>Start Freq 5.81000000 GHz</p> <p>Stop Freq 5.84000000 GHz</p> <p>CF Step 3.00000000 MHz Auto Man</p> <p>Freq Offset 0.00000000 Hz</p> <p>Signal Track On Off</p>

Mode 7: IEEE 802.11ac U-NII Band III 20MHz Link Mode _ANT0

5745	<p>Agilent R T</p> <p>Ch Freq 5.745 GHz Trig Free</p> <p>Occupied Bandwidth</p> <p>Ref 20 dBm Atten 20 dB</p> <p>#Peak Log 10 dB/Offset 13.7 dB</p> <p>Center 5.745 GHz Span 30 MHz</p> <p>#Res BW 100 kHz #VBW 300 kHz Sweep 4 ms (401 pts)</p> <p>Occupied Bandwidth Occ BW % Pwr 99.00 % 17.6878 MHz x dB -6.00 dB</p> <p>Transmit Freq Error -21.682 kHz x dB Bandwidth 17.655 MHz</p> <p>Freq/Channel</p> <p>Center Freq 5.74500000 GHz</p> <p>Start Freq 5.73000000 GHz</p> <p>Stop Freq 5.76000000 GHz</p> <p>CF Step 3.00000000 MHz Auto Man</p> <p>Freq Offset 0.00000000 Hz</p> <p>Signal Track On Off</p>
5785	<p>Agilent R T</p> <p>Ch Freq 5.785 GHz Trig Free</p> <p>Occupied Bandwidth</p> <p>Ref 20 dBm Atten 20 dB</p> <p>#Peak Log 10 dB/Offset 13.7 dB</p> <p>Center 5.785 GHz Span 30 MHz</p> <p>#Res BW 100 kHz #VBW 300 kHz Sweep 4 ms (401 pts)</p> <p>Occupied Bandwidth Occ BW % Pwr 99.00 % 17.6973 MHz x dB -6.00 dB</p> <p>Transmit Freq Error -8.871 kHz x dB Bandwidth 17.672 MHz</p> <p>Freq/Channel</p> <p>Center Freq 5.78500000 GHz</p> <p>Start Freq 5.77000000 GHz</p> <p>Stop Freq 5.80000000 GHz</p> <p>CF Step 3.00000000 MHz Auto Man</p> <p>Freq Offset 0.00000000 Hz</p> <p>Signal Track On Off</p>
5825	<p>Agilent R T</p> <p>Ch Freq 5.825 GHz Trig Free</p> <p>Occupied Bandwidth</p> <p>Ref 20 dBm Atten 20 dB</p> <p>#Peak Log 10 dB/Offset 13.7 dB</p> <p>Center 5.825 GHz Span 30 MHz</p> <p>#Res BW 100 kHz #VBW 300 kHz Sweep 4 ms (401 pts)</p> <p>Occupied Bandwidth Occ BW % Pwr 99.00 % 17.6772 MHz x dB -6.00 dB</p> <p>Transmit Freq Error -26.037 kHz x dB Bandwidth 17.579 MHz</p> <p>Freq/Channel</p> <p>Center Freq 5.82500000 GHz</p> <p>Start Freq 5.81000000 GHz</p> <p>Stop Freq 5.84000000 GHz</p> <p>CF Step 3.00000000 MHz Auto Man</p> <p>Freq Offset 0.00000000 Hz</p> <p>Signal Track On Off</p>

Mode 7: IEEE 802.11ac U-NII Band III 20MHz Link Mode _ ANT1

<p>5745</p>	<p>Agilent R T</p> <p>Ch Freq 5.745 GHz Trig Free</p> <p>Occupied Bandwidth</p> <p>Ref 20 dBm Atten 20 dB</p> <p>#Peak Log 10 dB/Offset 13.7 dB</p> <p>Center 5.745 GHz Span 30 MHz</p> <p>#Res BW 100 kHz #VBW 300 kHz Sweep 4 ms (401 pts)</p> <p>Occupied Bandwidth 17.6988 MHz</p> <p>Occ BW % Pwr 99.00 % x dB -6.00 dB</p> <p>Transmit Freq Error -7.245 kHz</p> <p>x dB Bandwidth 17.707 MHz</p> <p>Freq/Channel</p> <p>Center Freq 5.74500000 GHz</p> <p>Start Freq 5.73000000 GHz</p> <p>Stop Freq 5.76000000 GHz</p> <p>CF Step 3.00000000 MHz Auto Man</p> <p>Freq Offset 0.00000000 Hz</p> <p>Signal Track On Off</p>
<p>5785</p>	<p>Agilent R T</p> <p>Ch Freq 5.785 GHz Trig Free</p> <p>Occupied Bandwidth</p> <p>Ref 20 dBm Atten 20 dB</p> <p>#Peak Log 10 dB/Offset 13.7 dB</p> <p>Center 5.785 GHz Span 30 MHz</p> <p>#Res BW 100 kHz #VBW 300 kHz Sweep 4 ms (401 pts)</p> <p>Occupied Bandwidth 17.6905 MHz</p> <p>Occ BW % Pwr 99.00 % x dB -6.00 dB</p> <p>Transmit Freq Error -14.356 kHz</p> <p>x dB Bandwidth 17.669 MHz</p> <p>Freq/Channel</p> <p>Center Freq 5.78500000 GHz</p> <p>Start Freq 5.77000000 GHz</p> <p>Stop Freq 5.80000000 GHz</p> <p>CF Step 3.00000000 MHz Auto Man</p> <p>Freq Offset 0.00000000 Hz</p> <p>Signal Track On Off</p>
<p>5825</p>	<p>Agilent R T</p> <p>Ch Freq 5.825 GHz Trig Free</p> <p>Occupied Bandwidth</p> <p>Ref 20 dBm Atten 20 dB</p> <p>#Peak Log 10 dB/Offset 13.7 dB</p> <p>Center 5.825 GHz Span 30 MHz</p> <p>#Res BW 100 kHz #VBW 300 kHz Sweep 4 ms (401 pts)</p> <p>Occupied Bandwidth 17.7027 MHz</p> <p>Occ BW % Pwr 99.00 % x dB -6.00 dB</p> <p>Transmit Freq Error -5.547 kHz</p> <p>x dB Bandwidth 17.651 MHz</p> <p>Freq/Channel</p> <p>Center Freq 5.82500000 GHz</p> <p>Start Freq 5.81000000 GHz</p> <p>Stop Freq 5.84000000 GHz</p> <p>CF Step 3.00000000 MHz Auto Man</p> <p>Freq Offset 0.00000000 Hz</p> <p>Signal Track On Off</p>

Mode 7: IEEE 802.11ac U-NII Band III 20MHz Link Mode _ ANT2

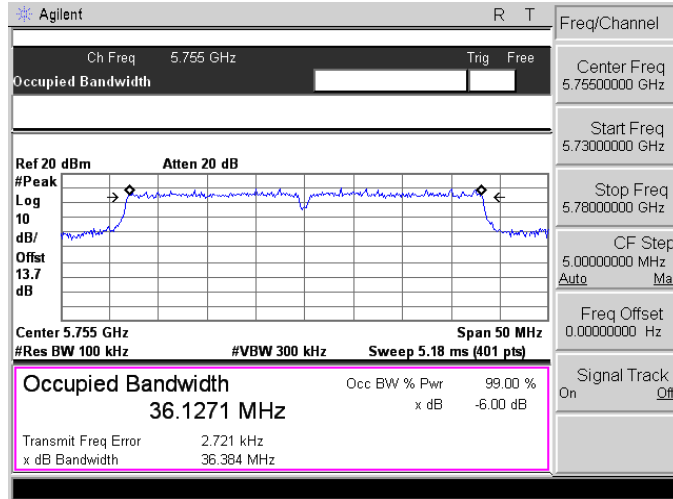
<p>5745</p>	<p>Agilent R T</p> <p>Ch Freq 5.745 GHz Trig Free</p> <p>Occupied Bandwidth</p> <p>Ref 20 dBm Atten 20 dB</p> <p>#Peak Log 10 dB/Offset 13.7 dB</p> <p>Center 5.745 GHz Span 30 MHz</p> <p>#Res BW 100 kHz #VBW 300 kHz Sweep 4 ms (401 pts)</p> <p>Occupied Bandwidth Occ BW % Pwr 99.00 % 17.6579 MHz x dB -6.00 dB</p> <p>Transmit Freq Error -18.989 kHz x dB Bandwidth 17.659 MHz</p> <p>Freq/Channel</p> <p>Center Freq 5.74500000 GHz</p> <p>Start Freq 5.73000000 GHz</p> <p>Stop Freq 5.76000000 GHz</p> <p>CF Step 3.00000000 MHz Auto Man</p> <p>Freq Offset 0.00000000 Hz</p> <p>Signal Track On Off</p>
<p>5785</p>	<p>Agilent R T</p> <p>Ch Freq 5.785 GHz Trig Free</p> <p>Occupied Bandwidth</p> <p>Ref 20 dBm Atten 20 dB</p> <p>#Peak Log 10 dB/Offset 13.7 dB</p> <p>Center 5.785 GHz Span 30 MHz</p> <p>#Res BW 100 kHz #VBW 300 kHz Sweep 4 ms (401 pts)</p> <p>Occupied Bandwidth Occ BW % Pwr 99.00 % 17.6424 MHz x dB -6.00 dB</p> <p>Transmit Freq Error -25.611 kHz x dB Bandwidth 17.652 MHz</p> <p>Freq/Channel</p> <p>Center Freq 5.78500000 GHz</p> <p>Start Freq 5.77000000 GHz</p> <p>Stop Freq 5.80000000 GHz</p> <p>CF Step 3.00000000 MHz Auto Man</p> <p>Freq Offset 0.00000000 Hz</p> <p>Signal Track On Off</p>
<p>5825</p>	<p>Agilent R T</p> <p>Ch Freq 5.825 GHz Trig Free</p> <p>Occupied Bandwidth</p> <p>Ref 20 dBm Atten 20 dB</p> <p>#Peak Log 10 dB/Offset 13.7 dB</p> <p>Center 5.825 GHz Span 30 MHz</p> <p>#Res BW 100 kHz #VBW 300 kHz Sweep 4 ms (401 pts)</p> <p>Occupied Bandwidth Occ BW % Pwr 99.00 % 17.6595 MHz x dB -6.00 dB</p> <p>Transmit Freq Error -17.780 kHz x dB Bandwidth 17.678 MHz</p> <p>Freq/Channel</p> <p>Center Freq 5.82500000 GHz</p> <p>Start Freq 5.81000000 GHz</p> <p>Stop Freq 5.84000000 GHz</p> <p>CF Step 3.00000000 MHz Auto Man</p> <p>Freq Offset 0.00000000 Hz</p> <p>Signal Track On Off</p>

Mode 8: IEEE 802.11ac U-NII Band III 40MHz Link Mode _ANTO

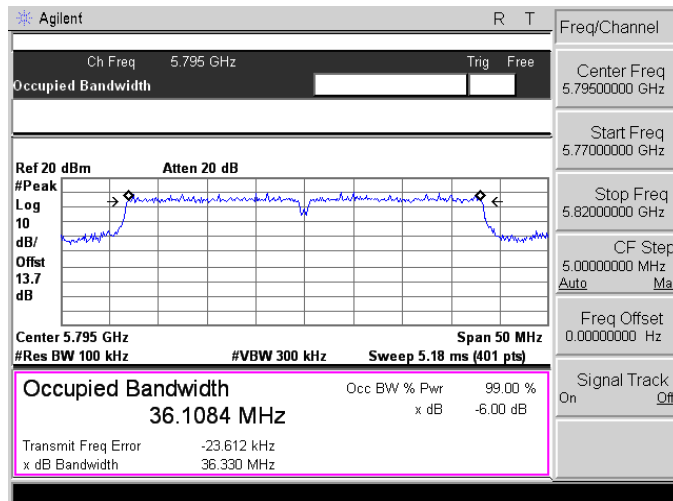
5755	<p>Agilent R T</p> <p>Ch Freq 5.755 GHz Trig Free</p> <p>Occupied Bandwidth</p> <p>Ref 20 dBm Atten 20 dB</p> <p>#Peak Log 10 dB/Offset 13.7 dB</p> <p>Center 5.755 GHz Span 50 MHz</p> <p>#Res BW 100 kHz #VBW 300 kHz Sweep 5.18 ms (401 pts)</p> <p>Occupied Bandwidth 36.0947 MHz</p> <p>Occ BW % Pwr 99.00 % x dB -6.00 dB</p> <p>Transmit Freq Error -6.700 kHz x dB Bandwidth 36.365 MHz</p> <p>Freq/Channel</p> <p>Center Freq 5.75500000 GHz</p> <p>Start Freq 5.73000000 GHz</p> <p>Stop Freq 5.78000000 GHz</p> <p>CF Step 5.00000000 MHz Auto Man</p> <p>Freq Offset 0.00000000 Hz</p> <p>Signal Track On Off</p>
5795	<p>Agilent R T</p> <p>Ch Freq 5.795 GHz Trig Free</p> <p>Occupied Bandwidth</p> <p>Ref 20 dBm Atten 20 dB</p> <p>#Peak Log 10 dB/Offset 13.7 dB</p> <p>Center 5.795 GHz Span 50 MHz</p> <p>#Res BW 100 kHz #VBW 300 kHz Sweep 5.18 ms (401 pts)</p> <p>Occupied Bandwidth 36.1190 MHz</p> <p>Occ BW % Pwr 99.00 % x dB -6.00 dB</p> <p>Transmit Freq Error -29.926 kHz x dB Bandwidth 36.322 MHz</p> <p>Freq/Channel</p> <p>Center Freq 5.79500000 GHz</p> <p>Start Freq 5.77000000 GHz</p> <p>Stop Freq 5.82000000 GHz</p> <p>CF Step 5.00000000 MHz Auto Man</p> <p>Freq Offset 0.00000000 Hz</p> <p>Signal Track On Off</p>

Mode 8: IEEE 802.11ac U-NII Band III 40MHz Link Mode _ ANT1

5755



5795

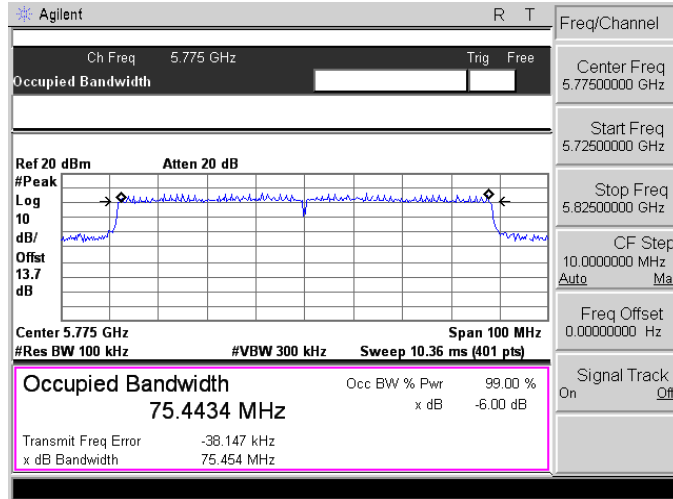


Mode 8: IEEE 802.11ac U-NII Band III 40MHz Link Mode _ ANT2

5755	<p>Agilent R T</p> <p>Ch Freq 5.755 GHz Trig Free</p> <p>Occupied Bandwidth</p> <p>Ref 20 dBm Atten 20 dB</p> <p>#Peak Log 10 dB/Offset 13.7 dB</p> <p>Center 5.755 GHz Span 50 MHz</p> <p>#Res BW 100 kHz #VBW 300 kHz Sweep 5.18 ms (401 pts)</p> <p>Occupied Bandwidth 36.0693 MHz</p> <p>Occ BW % Pwr 99.00 % x dB -6.00 dB</p> <p>Transmit Freq Error -18.337 kHz x dB Bandwidth 36.326 MHz</p> <p>Freq/Channel</p> <p>Center Freq 5.75500000 GHz</p> <p>Start Freq 5.73000000 GHz</p> <p>Stop Freq 5.78000000 GHz</p> <p>CF Step 5.00000000 MHz Auto Man</p> <p>Freq Offset 0.00000000 Hz</p> <p>Signal Track On Off</p>
5795	<p>Agilent R T</p> <p>Ch Freq 5.795 GHz Trig Free</p> <p>Occupied Bandwidth</p> <p>Ref 20 dBm Atten 20 dB</p> <p>#Peak Log 10 dB/Offset 13.7 dB</p> <p>Center 5.795 GHz Span 50 MHz</p> <p>#Res BW 100 kHz #VBW 300 kHz Sweep 5.18 ms (401 pts)</p> <p>Occupied Bandwidth 36.1342 MHz</p> <p>Occ BW % Pwr 99.00 % x dB -6.00 dB</p> <p>Transmit Freq Error -25.168 kHz x dB Bandwidth 36.391 MHz</p> <p>Freq/Channel</p> <p>Center Freq 5.79500000 GHz</p> <p>Start Freq 5.77000000 GHz</p> <p>Stop Freq 5.82000000 GHz</p> <p>CF Step 5.00000000 MHz Auto Man</p> <p>Freq Offset 0.00000000 Hz</p> <p>Signal Track On Off</p>

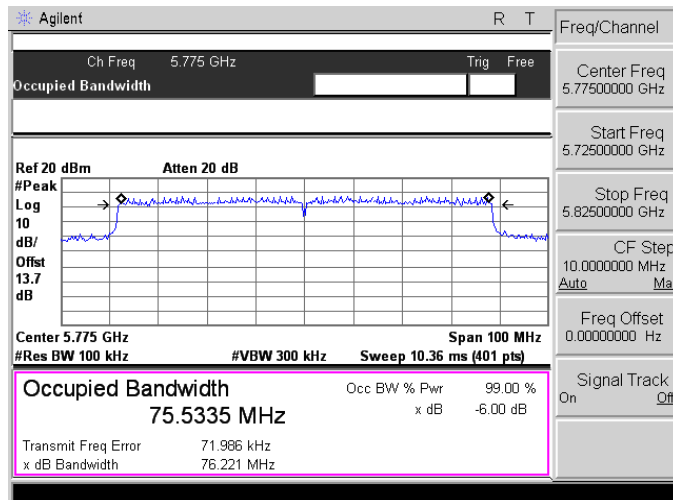
Mode 9: IEEE 802.11ac U-NII Band III 80MHz Link Mode _ANT0

5775

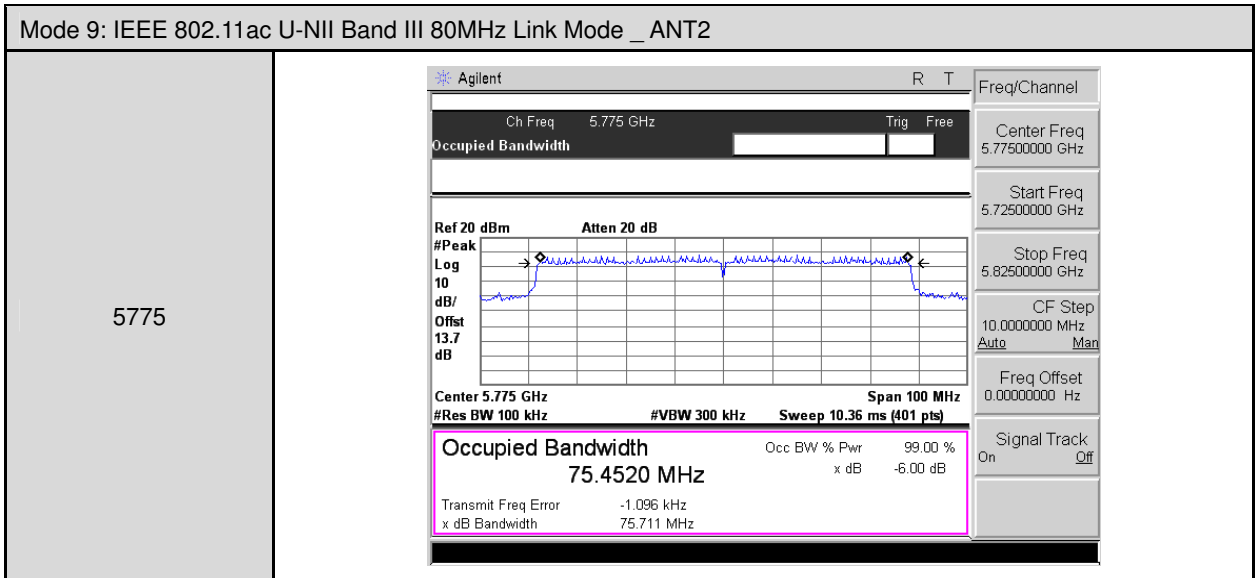


Mode 9: IEEE 802.11ac U-NII Band III 80MHz Link Mode _ANT1

5775



Mode 9: IEEE 802.11ac U-NII Band III 80MHz Link Mode _ ANT2

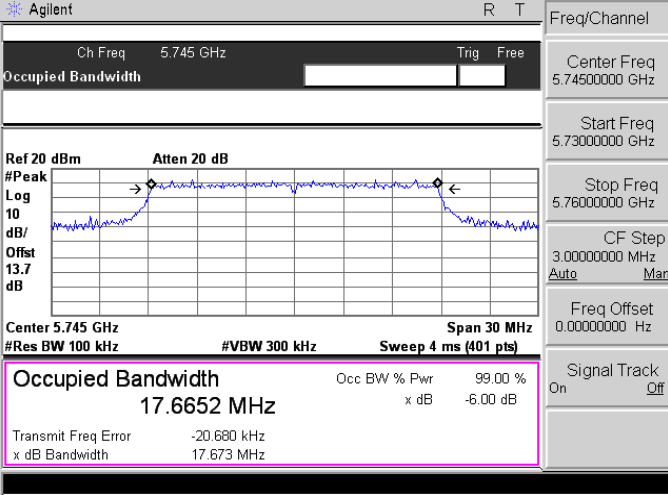
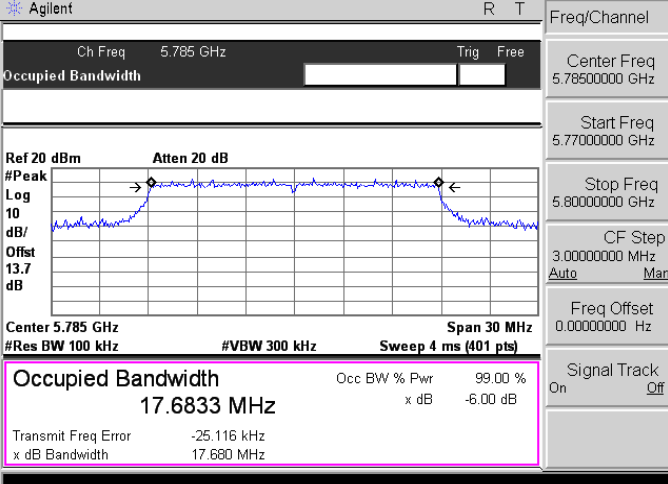
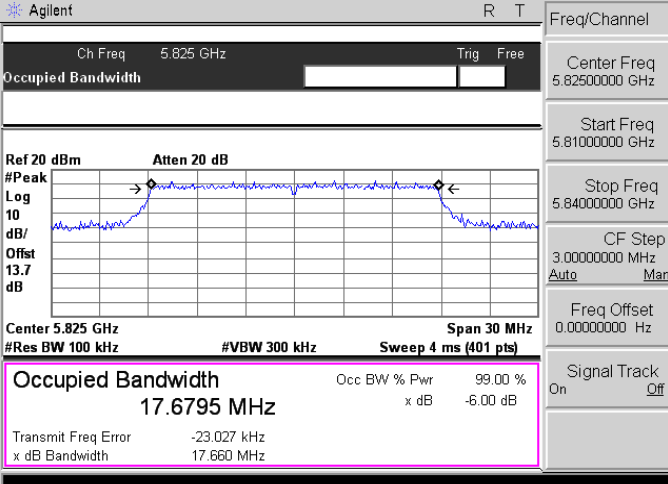


Beamforming on

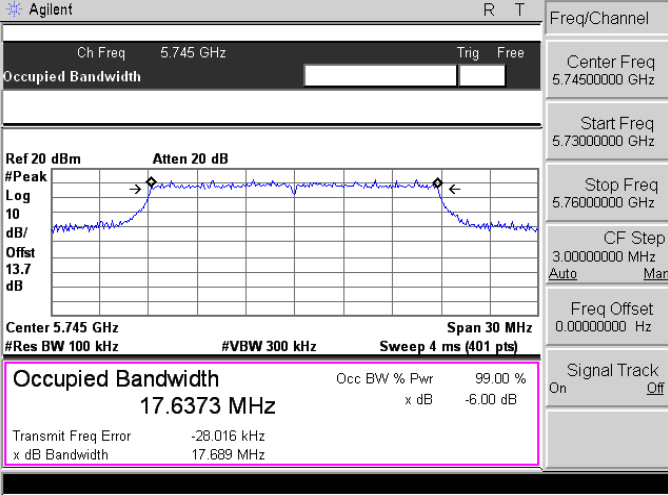
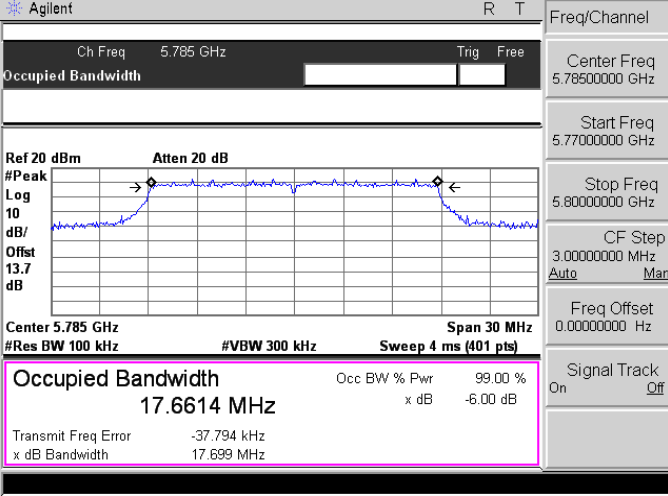
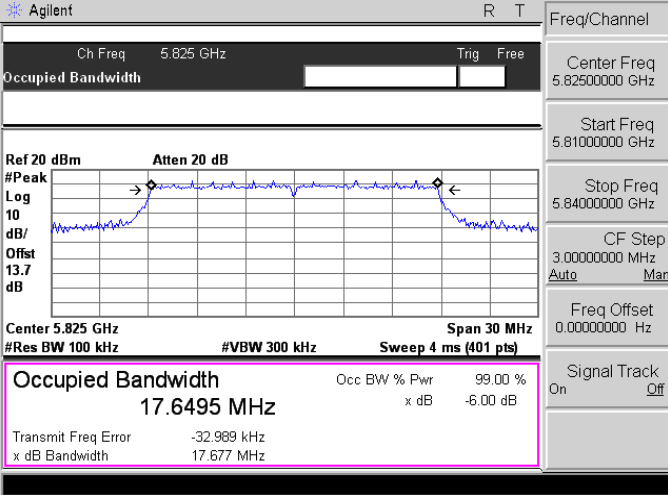
Mode 7: IEEE 802.11ac U-NII Band III 20MHz Link Mode _ANT0

5745	<p>Agilent R T</p> <p>Ch Freq 5.745 GHz Trig Free</p> <p>Occupied Bandwidth</p> <p>Ref 20 dBm Atten 20 dB</p> <p>#Peak Log 10 dB/Offset 13.7 dB</p> <p>Center 5.745 GHz Span 30 MHz</p> <p>#Res BW 100 kHz #VBW 300 kHz Sweep 4 ms (401 pts)</p> <p>Occupied Bandwidth Occ BW % Pwr 99.00 % 17.6471 MHz x dB -6.00 dB</p> <p>Transmit Freq Error -27.605 kHz x dB Bandwidth 17.627 MHz</p> <p>Freq/Channel</p> <p>Center Freq 5.74500000 GHz</p> <p>Start Freq 5.73000000 GHz</p> <p>Stop Freq 5.76000000 GHz</p> <p>CF Step 3.00000000 MHz Auto Man</p> <p>Freq Offset 0.00000000 Hz</p> <p>Signal Track On Off</p>
5785	<p>Agilent R T</p> <p>Ch Freq 5.785 GHz Trig Free</p> <p>Occupied Bandwidth</p> <p>Ref 20 dBm Atten 20 dB</p> <p>#Peak Log 10 dB/Offset 13.7 dB</p> <p>Center 5.785 GHz Span 30 MHz</p> <p>#Res BW 100 kHz #VBW 300 kHz Sweep 4 ms (401 pts)</p> <p>Occupied Bandwidth Occ BW % Pwr 99.00 % 17.6643 MHz x dB -6.00 dB</p> <p>Transmit Freq Error -40.660 kHz x dB Bandwidth 17.680 MHz</p> <p>Freq/Channel</p> <p>Center Freq 5.78500000 GHz</p> <p>Start Freq 5.77000000 GHz</p> <p>Stop Freq 5.80000000 GHz</p> <p>CF Step 3.00000000 MHz Auto Man</p> <p>Freq Offset 0.00000000 Hz</p> <p>Signal Track On Off</p>
5825	<p>Agilent R T</p> <p>Ch Freq 5.825 GHz Trig Free</p> <p>Occupied Bandwidth</p> <p>Ref 20 dBm Atten 20 dB</p> <p>#Peak Log 10 dB/Offset 13.7 dB</p> <p>Center 5.825 GHz Span 30 MHz</p> <p>#Res BW 100 kHz #VBW 300 kHz Sweep 4 ms (401 pts)</p> <p>Occupied Bandwidth Occ BW % Pwr 99.00 % 17.6676 MHz x dB -6.00 dB</p> <p>Transmit Freq Error -30.622 kHz x dB Bandwidth 17.634 MHz</p> <p>Freq/Channel</p> <p>Center Freq 5.82500000 GHz</p> <p>Start Freq 5.81000000 GHz</p> <p>Stop Freq 5.84000000 GHz</p> <p>CF Step 3.00000000 MHz Auto Man</p> <p>Freq Offset 0.00000000 Hz</p> <p>Signal Track On Off</p>

Mode 7: IEEE 802.11ac U-NII Band III 20MHz Link Mode _ ANT1

<p>5745</p>	 <p>Agilent R T</p> <p>Ch Freq 5.745 GHz Trig Free</p> <p>Occupied Bandwidth</p> <p>Ref 20 dBm Atten 20 dB</p> <p>#Peak Log 10 dB/ 13.7 dB</p> <p>Center 5.745 GHz Span 30 MHz</p> <p>#Res BW 100 kHz #VBW 300 kHz Sweep 4 ms (401 pts)</p> <p>Occupied Bandwidth 17.6652 MHz</p> <p>Occ BW % Pwr 99.00 % x dB -6.00 dB</p> <p>Transmit Freq Error -20.680 kHz</p> <p>x dB Bandwidth 17.673 MHz</p> <p>Freq/Channel</p> <p>Center Freq 5.74500000 GHz</p> <p>Start Freq 5.73000000 GHz</p> <p>Stop Freq 5.76000000 GHz</p> <p>CF Step 3.00000000 MHz Auto Man</p> <p>Freq Offset 0.00000000 Hz</p> <p>Signal Track On Off</p>
<p>5785</p>	 <p>Agilent R T</p> <p>Ch Freq 5.785 GHz Trig Free</p> <p>Occupied Bandwidth</p> <p>Ref 20 dBm Atten 20 dB</p> <p>#Peak Log 10 dB/ 13.7 dB</p> <p>Center 5.785 GHz Span 30 MHz</p> <p>#Res BW 100 kHz #VBW 300 kHz Sweep 4 ms (401 pts)</p> <p>Occupied Bandwidth 17.6833 MHz</p> <p>Occ BW % Pwr 99.00 % x dB -6.00 dB</p> <p>Transmit Freq Error -25.116 kHz</p> <p>x dB Bandwidth 17.680 MHz</p> <p>Freq/Channel</p> <p>Center Freq 5.78500000 GHz</p> <p>Start Freq 5.77000000 GHz</p> <p>Stop Freq 5.80000000 GHz</p> <p>CF Step 3.00000000 MHz Auto Man</p> <p>Freq Offset 0.00000000 Hz</p> <p>Signal Track On Off</p>
<p>5825</p>	 <p>Agilent R T</p> <p>Ch Freq 5.825 GHz Trig Free</p> <p>Occupied Bandwidth</p> <p>Ref 20 dBm Atten 20 dB</p> <p>#Peak Log 10 dB/ 13.7 dB</p> <p>Center 5.825 GHz Span 30 MHz</p> <p>#Res BW 100 kHz #VBW 300 kHz Sweep 4 ms (401 pts)</p> <p>Occupied Bandwidth 17.6795 MHz</p> <p>Occ BW % Pwr 99.00 % x dB -6.00 dB</p> <p>Transmit Freq Error -23.027 kHz</p> <p>x dB Bandwidth 17.660 MHz</p> <p>Freq/Channel</p> <p>Center Freq 5.82500000 GHz</p> <p>Start Freq 5.81000000 GHz</p> <p>Stop Freq 5.84000000 GHz</p> <p>CF Step 3.00000000 MHz Auto Man</p> <p>Freq Offset 0.00000000 Hz</p> <p>Signal Track On Off</p>

Mode 7: IEEE 802.11ac U-NII Band III 20MHz Link Mode _ ANT2

<p>5745</p>	
<p>5785</p>	
<p>5825</p>	

Mode 8: IEEE 802.11ac U-NII Band III 40MHz Link Mode _ANTO

5755	<p>Agilent R T</p> <p>Ch Freq 5.755 GHz Trig Free</p> <p>Occupied Bandwidth</p> <p>Ref 20 dBm Atten 20 dB</p> <p>#Peak Log 10 dB/Offset 13.7 dB</p> <p>Center 5.755 GHz Span 50 MHz</p> <p>#Res BW 100 kHz #VBW 300 kHz Sweep 5.18 ms (401 pts)</p> <p>Occupied Bandwidth Occ BW % Pwr 99.00 % 36.1075 MHz x dB -6.00 dB</p> <p>Transmit Freq Error -25.132 kHz x dB Bandwidth 36.367 MHz</p> <p>Freq/Channel</p> <p>Center Freq 5.75500000 GHz</p> <p>Start Freq 5.73000000 GHz</p> <p>Stop Freq 5.78000000 GHz</p> <p>CF Step 5.00000000 MHz Auto Man</p> <p>Freq Offset 0.00000000 Hz</p> <p>Signal Track On Off</p>
5795	<p>Agilent R T</p> <p>Ch Freq 5.795 GHz Trig Free</p> <p>Occupied Bandwidth</p> <p>Ref 20 dBm Atten 20 dB</p> <p>#Peak Log 10 dB/Offset 13.7 dB</p> <p>Center 5.795 GHz Span 50 MHz</p> <p>#Res BW 100 kHz #VBW 300 kHz Sweep 5.18 ms (401 pts)</p> <p>Occupied Bandwidth Occ BW % Pwr 99.00 % 36.1379 MHz x dB -6.00 dB</p> <p>Transmit Freq Error -22.694 kHz x dB Bandwidth 36.455 MHz</p> <p>Freq/Channel</p> <p>Center Freq 5.79500000 GHz</p> <p>Start Freq 5.77000000 GHz</p> <p>Stop Freq 5.82000000 GHz</p> <p>CF Step 5.00000000 MHz Auto Man</p> <p>Freq Offset 0.00000000 Hz</p> <p>Signal Track On Off</p>

Mode 8: IEEE 802.11ac U-NII Band III 40MHz Link Mode _ ANT1

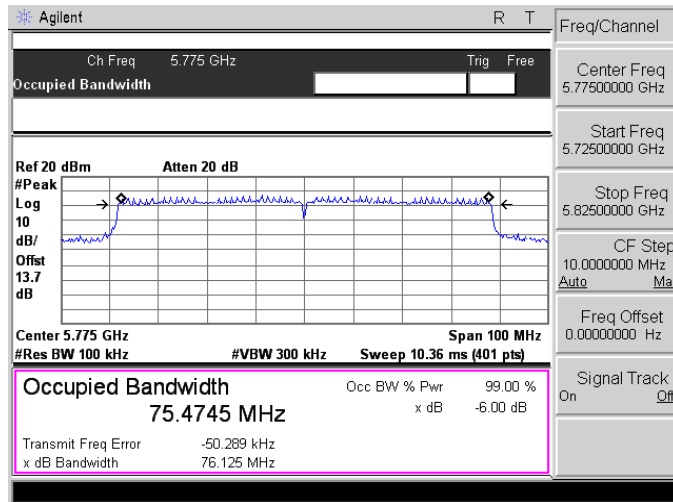
5755	<p>Agilent R T</p> <p>Ch Freq 5.755 GHz Trig Free</p> <p>Occupied Bandwidth</p> <p>Ref 20 dBm Atten 20 dB</p> <p>#Peak Log 10 dB/Offset 13.7 dB</p> <p>Center 5.755 GHz Span 50 MHz</p> <p>#Res BW 100 kHz #VBW 300 kHz Sweep 5.18 ms (401 pts)</p> <p>Occupied Bandwidth Occ BW % Pwr 99.00 %</p> <p>36.1218 MHz x dB -6.00 dB</p> <p>Transmit Freq Error -11.735 kHz</p> <p>x dB Bandwidth 36.438 MHz</p> <p>Freq/Channel</p> <p>Center Freq 5.75500000 GHz</p> <p>Start Freq 5.73000000 GHz</p> <p>Stop Freq 5.78000000 GHz</p> <p>CF Step 5.00000000 MHz Auto Man</p> <p>Freq Offset 0.00000000 Hz</p> <p>Signal Track On Off</p>
5795	<p>Agilent R T</p> <p>Ch Freq 5.795 GHz Trig Free</p> <p>Occupied Bandwidth</p> <p>Ref 20 dBm Atten 20 dB</p> <p>#Peak Log 10 dB/Offset 13.7 dB</p> <p>Center 5.795 GHz Span 50 MHz</p> <p>#Res BW 100 kHz #VBW 300 kHz Sweep 5.18 ms (401 pts)</p> <p>Occupied Bandwidth Occ BW % Pwr 99.00 %</p> <p>36.1176 MHz x dB -6.00 dB</p> <p>Transmit Freq Error -3.794 kHz</p> <p>x dB Bandwidth 36.385 MHz</p> <p>Freq/Channel</p> <p>Center Freq 5.79500000 GHz</p> <p>Start Freq 5.77000000 GHz</p> <p>Stop Freq 5.82000000 GHz</p> <p>CF Step 5.00000000 MHz Auto Man</p> <p>Freq Offset 0.00000000 Hz</p> <p>Signal Track On Off</p>

Mode 8: IEEE 802.11ac U-NII Band III 40MHz Link Mode _ ANT2

5755	<p>Agilent R T</p> <p>Ch Freq 5.755 GHz Trig Free</p> <p>Occupied Bandwidth</p> <p>Ref 20 dBm Atten 20 dB</p> <p>#Peak Log 10 dB/Offset 13.7 dB</p> <p>Center 5.755 GHz Span 50 MHz</p> <p>#Res BW 100 kHz #VBW 300 kHz Sweep 5.18 ms (401 pts)</p> <p>Occupied Bandwidth 36.0800 MHz</p> <p>Occ BW % Pwr 99.00 % x dB -6.00 dB</p> <p>Transmit Freq Error -28.364 kHz x dB Bandwidth 36.352 MHz</p> <p>Freq/Channel</p> <p>Center Freq 5.75500000 GHz</p> <p>Start Freq 5.73000000 GHz</p> <p>Stop Freq 5.78000000 GHz</p> <p>CF Step 5.00000000 MHz Auto Man</p> <p>Freq Offset 0.00000000 Hz</p> <p>Signal Track On Off</p>
5795	<p>Agilent R T</p> <p>Ch Freq 5.795 GHz Trig Free</p> <p>Occupied Bandwidth</p> <p>Ref 20 dBm Atten 20 dB</p> <p>#Peak Log 10 dB/Offset 13.7 dB</p> <p>Center 5.795 GHz Span 50 MHz</p> <p>#Res BW 100 kHz #VBW 300 kHz Sweep 5.18 ms (401 pts)</p> <p>Occupied Bandwidth 36.1263 MHz</p> <p>Occ BW % Pwr 99.00 % x dB -6.00 dB</p> <p>Transmit Freq Error -31.674 kHz x dB Bandwidth 36.368 MHz</p> <p>Freq/Channel</p> <p>Center Freq 5.79500000 GHz</p> <p>Start Freq 5.77000000 GHz</p> <p>Stop Freq 5.82000000 GHz</p> <p>CF Step 5.00000000 MHz Auto Man</p> <p>Freq Offset 0.00000000 Hz</p> <p>Signal Track On Off</p>

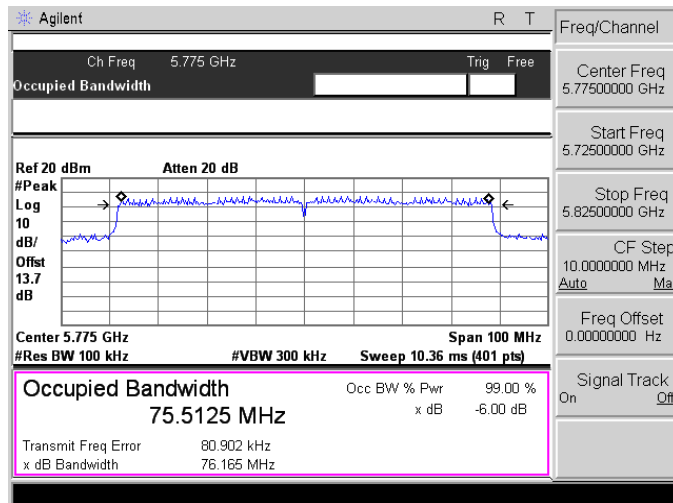
Mode 9: IEEE 802.11ac U-NII Band III 80MHz Link Mode _ ANT0

5775

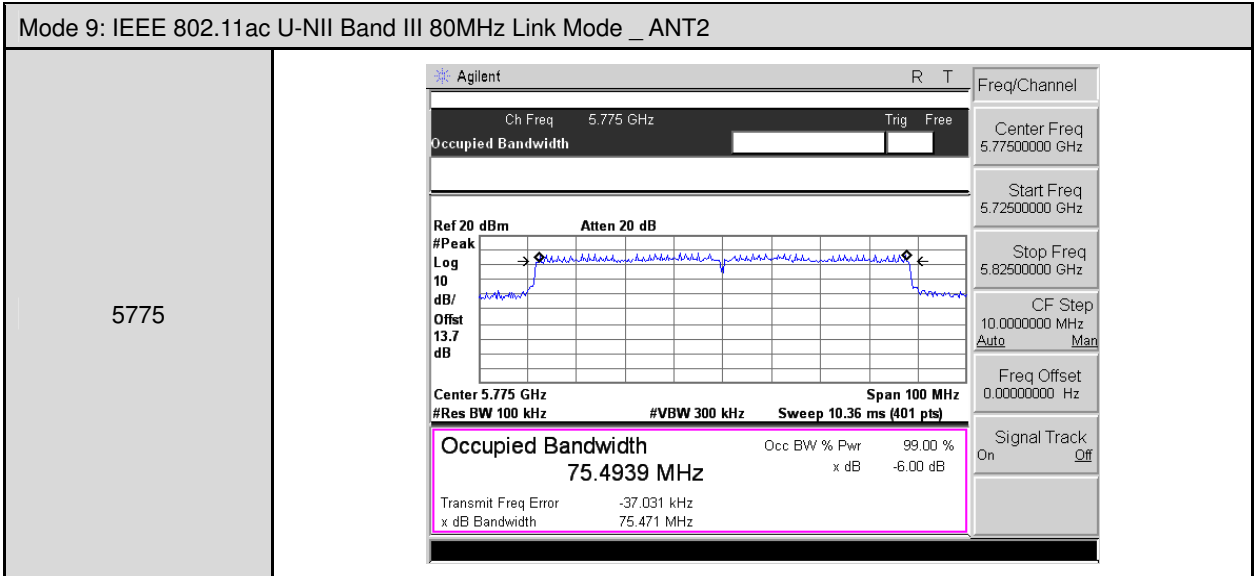


Mode 9: IEEE 802.11ac U-NII Band III 80MHz Link Mode _ ANT1

5775



Mode 9: IEEE 802.11ac U-NII Band III 80MHz Link Mode _ ANT2

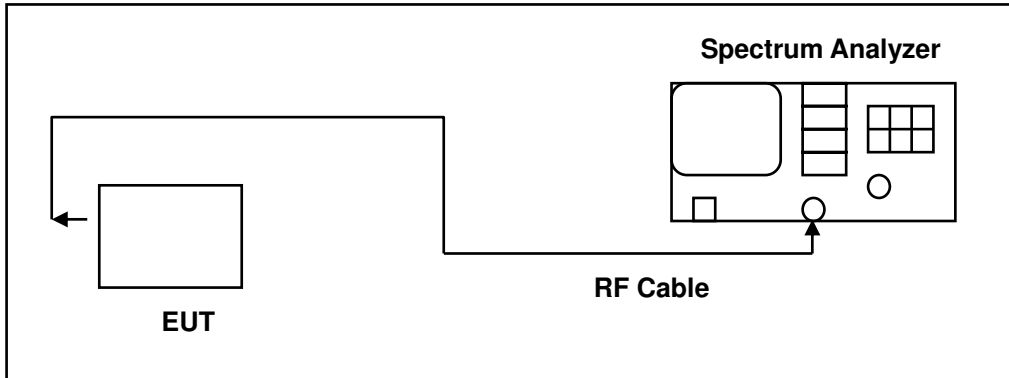


8 Maximum Power Density Measurement

8.1. Limit

For digitally modulated systems, the power spectral density conducted from the intentional radiator to the antenna shall not be greater than 8 dBm in any 3 kHz band during any time interval of continuous transmission.

8.2. Test Setup



8.3. Test Instruments

Equipment	Manufacturer	Model Number	Serial Number	Cal. Date	Remark
Spectrum Analyzer	Agilent	E4445A	MY45300744	12/16/2014	(1)
Test Site	ATL	TE05	TE05	N.C.R.	-----

Remark: (1) Calibration period 1 year. (2) Calibration period 2 years. (3) Calibration period 3 years.

Note: N.C.R. = No Calibration Request.

8.4. Test Procedure

The EUT tested to DTS test procedure of KDB 558074 D01 v03r03 for compliance to FCC 47CFR 15.247 requirements.

1. Set analyzer center frequency to DTS channel center frequency.
2. Set the span to 1.5 times the DTS bandwidth.
3. Set the RBW to: $3 \text{ kHz} \leq \text{RBW} \leq 100 \text{ kHz}$.
4. Set the VBW $\geq 3 \times \text{RBW}$.
5. Detector = peak.
6. Sweep time = auto couple.
7. Trace mode = max hold.
8. Allow trace to fully stabilize.
9. Use the peak marker function to determine the maximum amplitude level within the RBW.
10. If measured value exceeds limit, reduce RBW (no less than 3 kHz) and repeat.

Beamforming on Limit

5725~5825MHz:

Directional gain= $GANT + 10 \cdot \log(NANT/NSS) = 6.77 \text{ dBi} > 6 \text{ dBi}$

Conducted power spectral density= $8 - (6.77 - 6) = 7.23 \text{ dBm/3KHz}$

8.5. Test Result

Model Number	RE590T				
Test Item	Maximum Power Density				
Test Mode	Mode 2: IEEE 802.11b Link Mode				
Date of Test	06/15/2015			Test Site	TE05
Frequency (MHz)	Reading (dBm/3KHz)				Limit (dBm/3KHz)
	ANT-0	ANT-1	ANT-2	ANT-0+1+2	
2412	0.31	0.18	0.21	5.01	< 8
2437	1.78	1.89	1.38	6.46	< 8
2462	0.22	-0.87	-0.38	4.45	< 8

Model Number	RE590T				
Test Item	Maximum Power Density				
Test Mode	Mode 3: IEEE 802.11g Link Mode				
Date of Test	06/15/2015			Test Site	TE05
Frequency (MHz)	Reading (dBm/3KHz)				Limit (dBm/3KHz)
	ANT-0	ANT-1	ANT-2	ANT-0+1+2	
2412	-11.14	-9.49	-10.10	-5.42	< 8
2437	-0.41	-0.76	-0.96	4.07	< 8
2462	-9.78	-9.47	-10.01	-4.98	< 8

Model Number	RE590T				
Test Item	Maximum Power Density				
Test Mode	Mode 4: IEEE 802.11n 2.4GHz 20MHz Link Mode				
Date of Test	06/15/2015			Test Site	TE05
Frequency (MHz)	Reading (dBm/3KHz)				Limit (dBm/3KHz)
	ANT-0	ANT-1	ANT-2	ANT-0+1+2	
2412	-10.80	-9.59	-10.79	-5.58	< 8
2437	-0.54	-1.62	-1.28	3.65	< 8
2462	-10.60	-6.82	-10.60	-4.18	< 8

Model Number	RE590T				
Test Item	Maximum Power Density				
Test Mode	Mode 5: IEEE 802.11n 2.4GHz 40MHz Link Mode				
Date of Test	06/15/2015			Test Site	TE05
Frequency (MHz)	Reading (dBm/3KHz)				Limit (dBm/3KHz)
	ANT-0	ANT-1	ANT-2	ANT-0+1+2	
2422	-15.61	-14.69	-16.46	-10.76	< 8
2437	-3.70	-2.83	-4.17	1.24	< 8
2452	-15.99	-14.75	-16.46	-10.90	< 8

Model Number	RE590T				
Test Item	Maximum Power Density				
Test Mode	Mode 6: IEEE 802.11a U-NII Band III Link Mode				
Date of Test	08/17/2015			Test Site	TE05
Frequency (MHz)	Reading (dBm/3KHz)				Limit (dBm/3KHz)
	ANT-0	ANT-1	ANT-2	ANT-0+1+2	
5745	-1.493	-1.800	-0.941	3.375	< 8
5785	-2.298	-0.900	-1.108	3.378	< 8
5825	-2.171	-1.103	-1.408	3.233	< 8

Model Number	RE590T				
Test Item	Maximum Power Density				
Test Mode	Mode 7: IEEE 802.11ac U-NII Band III 20MHz Link Mode				
Date of Test	08/17/2015			Test Site	TE05
Frequency (MHz)	Reading (dBm/3KHz)				Limit (dBm/3KHz)
	ANT-0	ANT-1	ANT-2	ANT-0+1+2	
5745	-2.095	-1.756	-1.146	3.123	< 8
5785	-2.009	-0.981	-0.491	3.656	< 8
5825	-3.926	-1.758	-1.488	2.509	< 8

Model Number	RE590T				
Test Item	Maximum Power Density				
Test Mode	Mode 8: IEEE 802.11ac U-NII Band III 40MHz Link Mode				
Date of Test	08/17/2015			Test Site	TE05
Frequency (MHz)	Reading (dBm/3KHz)				Limit (dBm/3KHz)
	ANT-0	ANT-1	ANT-2	ANT-0+1+2	
5755	-4.654	-3.721	-4.553	0.482	< 8
5795	-4.901	-4.462	-3.894	0.372	< 8

Model Number	RE590T				
Test Item	Maximum Power Density				
Test Mode	Mode 9: IEEE 802.11ac U-NII Band III 80MHz Link Mode				
Date of Test	08/17/2015			Test Site	TE05
Frequency (MHz)	Reading (dBm/3KHz)				Limit (dBm/3KHz)
	ANT-0	ANT-1	ANT-2	ANT-0+1+2	
5775	-5.186	-6.244	-5.823	-0.958	< 8

Model Number	RE590T				
Test Item	Maximum Power Density				
Test Mode	Mode 7: IEEE 802.11ac U-NII Band III 20MHz Link Mode				
Date of Test	08/17/2015			Test Site	TE05
Beamforming on					
Frequency (MHz)	Reading (dBm/3KHz)				Limit (dBm/3KHz)
	ANT-0	ANT-1	ANT-2	ANT-0+1+2	
5745	-6.590	-5.691	-5.971	-1.297	< 7.23
5785	-6.070	-5.137	-4.784	-0.526	< 7.23
5825	-8.016	-5.509	-5.138	-1.276	< 7.23

Model Number	RE590T				
Test Item	Maximum Power Density				
Test Mode	Mode 8: IEEE 802.11ac U-NII Band III 40MHz Link Mode				
Date of Test	08/17/2015			Test Site	TE05
Beamforming on					
Frequency (MHz)	Reading (dBm/3KHz)				Limit (dBm/3KHz)
	ANT-0	ANT-1	ANT-2	ANT-0+1+2	
5755	-9.152	-7.898	-8.736	-3.792	< 7.23
5795	-9.091	-8.224	-8.561	-3.840	< 7.23

Model Number	RE590T				
Test Item	Maximum Power Density				
Test Mode	Mode 9: IEEE 802.11ac U-NII Band III 80MHz Link Mode				
Date of Test	08/17/2015			Test Site	TE05
Beamforming on					
Frequency (MHz)	Reading (dBm/3KHz)				Limit (dBm/3KHz)
	ANT-0	ANT-1	ANT-2	ANT-0+1+2	
5775	-9.302	-9.857	-10.020	-4.944	< 7.23

8.6. Test Graphs

Mode 2: IEEE 802.11b Link Mode_ANT0	
2412	<p>Agilent R T</p> <p>Ref 20 dBm #Atten 20 dB Mkr1 2.412680 GHz 0.313 dBm</p> <p>Peak Log 10 dB/Offset 11.7 dB</p> <p>M1 S2 S3 FC AA</p> <p>Center 2.412 GHz Span 13.6 MHz #Res BW 3 kHz #VBW 10 kHz Sweep 1.555 s (401 pts)</p> <p>Freq/Channel</p> <p>Center Freq 2.41200000 GHz</p> <p>Start Freq 2.40520000 GHz</p> <p>Stop Freq 2.41880000 GHz</p> <p>CF Step 1.36000000 MHz Auto Man</p> <p>Freq Offset 0.00000000 Hz</p> <p>Signal Track On Off</p>
2437	<p>Agilent R T</p> <p>Ref 20 dBm #Atten 20 dB Mkr1 2.437646 GHz 1.777 dBm</p> <p>Peak Log 10 dB/Offset 11.7 dB</p> <p>M1 S2 S3 FC AA</p> <p>Center 2.437 GHz Span 13.6 MHz #Res BW 3 kHz #VBW 10 kHz Sweep 1.555 s (401 pts)</p> <p>Freq/Channel</p> <p>Center Freq 2.43700000 GHz</p> <p>Start Freq 2.43020000 GHz</p> <p>Stop Freq 2.44380000 GHz</p> <p>CF Step 1.36000000 MHz Auto Man</p> <p>Freq Offset 0.00000000 Hz</p> <p>Signal Track On Off</p>
2462	<p>Agilent R T</p> <p>Ref 20 dBm #Atten 20 dB Mkr1 2.461252 GHz 0.218 dBm</p> <p>Peak Log 10 dB/Offset 11.7 dB</p> <p>M1 S2 S3 FC AA</p> <p>Center 2.462 GHz Span 13.6 MHz #Res BW 3 kHz #VBW 10 kHz Sweep 1.555 s (401 pts)</p> <p>Freq/Channel</p> <p>Center Freq 2.46200000 GHz</p> <p>Start Freq 2.45520000 GHz</p> <p>Stop Freq 2.46880000 GHz</p> <p>CF Step 1.36000000 MHz Auto Man</p> <p>Freq Offset 0.00000000 Hz</p> <p>Signal Track On Off</p>

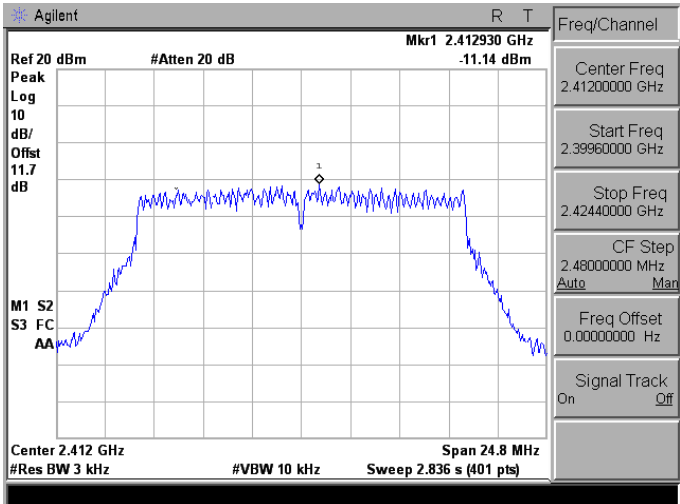
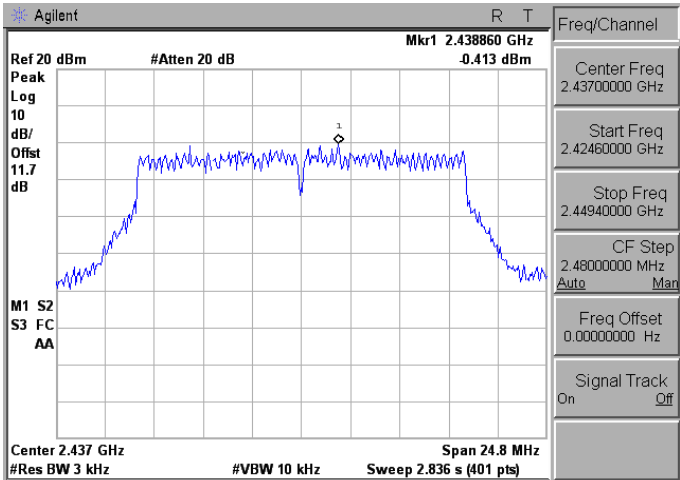
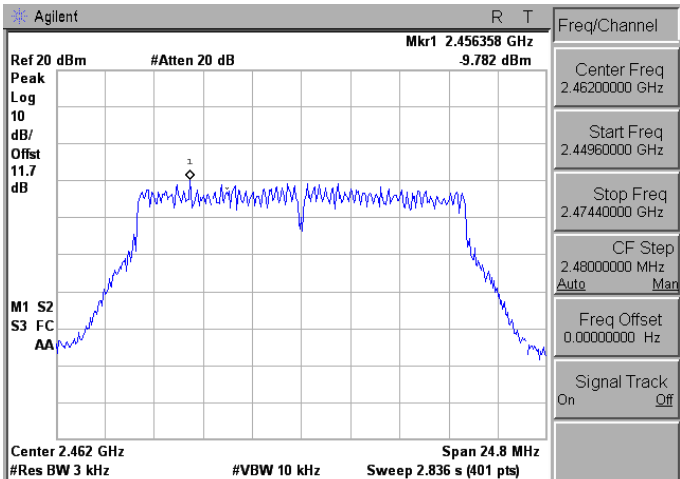
Mode 2: IEEE 802.11b Link Mode_ANT1

<p>2412</p>	
<p>2437</p>	
<p>2462</p>	

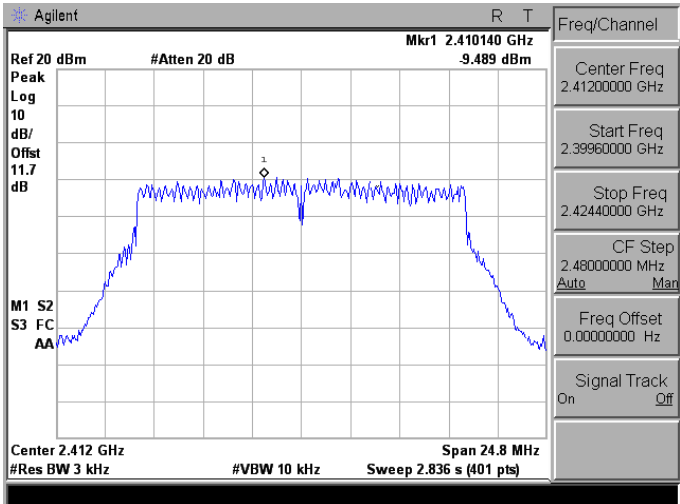
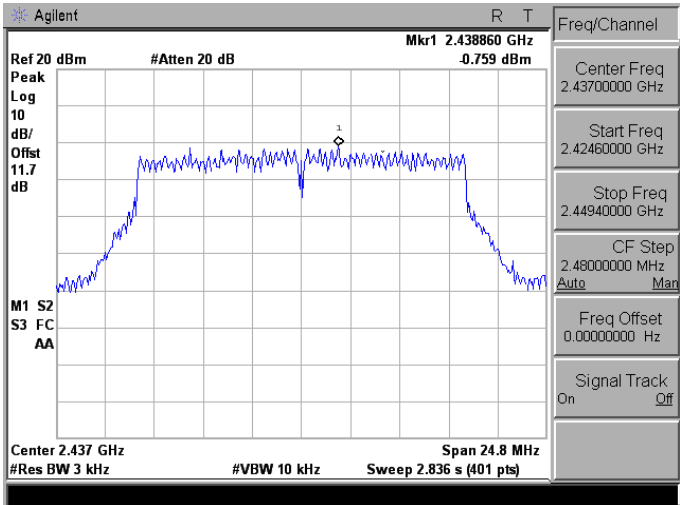
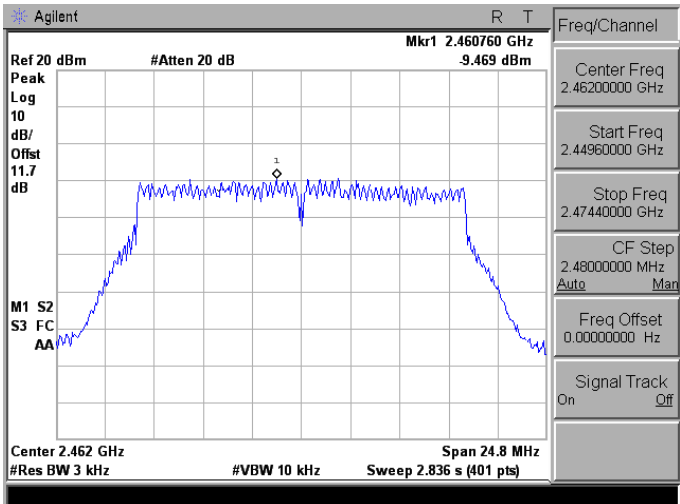
Mode 2: IEEE 802.11b Link Mode_ANT2

<p>2412</p>	
<p>2437</p>	
<p>2462</p>	

Mode 3: IEEE 802.11g Link Mode_ANT0

<p>2412</p>	
<p>2437</p>	
<p>2462</p>	

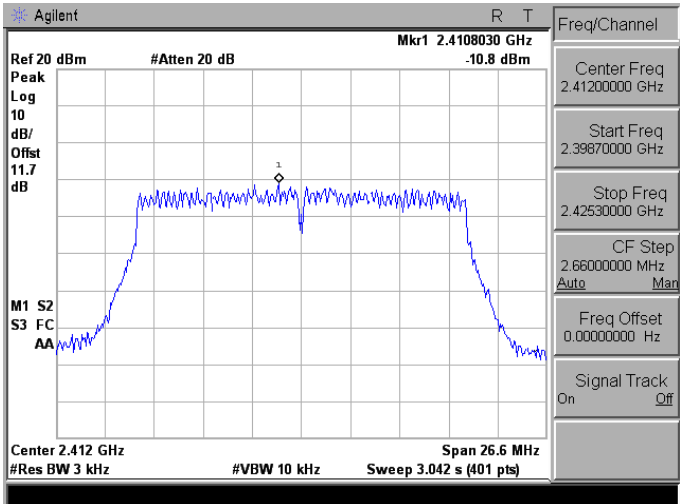
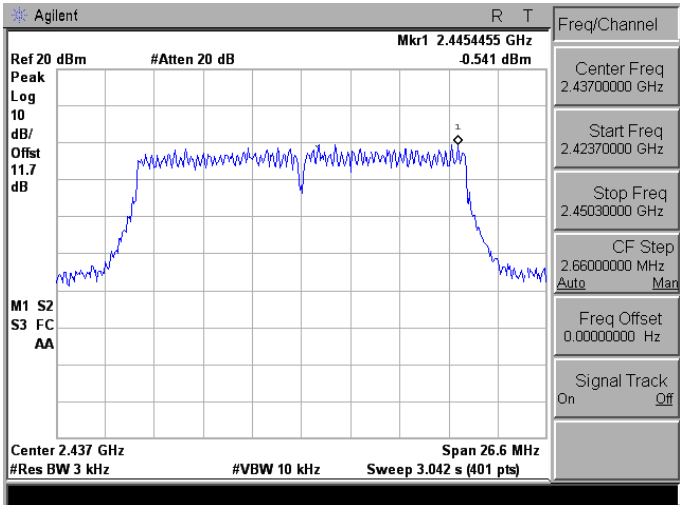
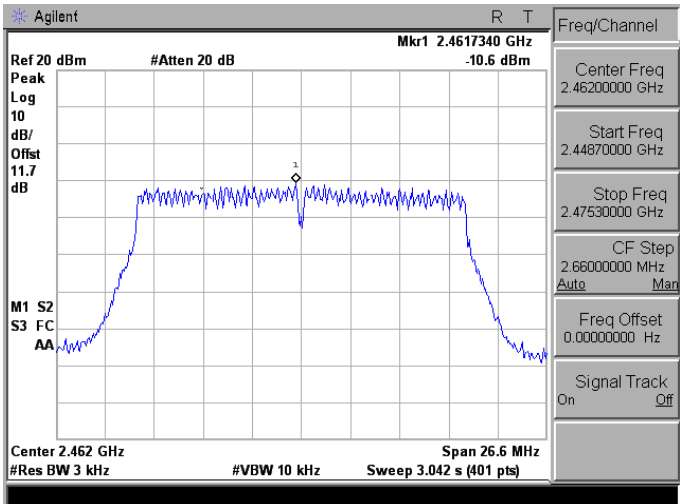
Mode 3: IEEE 802.11g Link Mode_ANT1

<p>2412</p>	 <p>Agilent R T</p> <p>Ref 20 dBm #Atten 20 dB Mkr1 2.410140 GHz</p> <p>Peak Log 10 dB/Offset 11.7 dB</p> <p>Center 2.412 GHz Span 24.8 MHz</p> <p>#Res BW 3 kHz #VBW 10 kHz Sweep 2.836 s (401 pts)</p> <table border="1"> <thead> <tr> <th colspan="2">Freq/Channel</th> </tr> </thead> <tbody> <tr> <td>Center Freq</td> <td>2.41200000 GHz</td> </tr> <tr> <td>Start Freq</td> <td>2.39960000 GHz</td> </tr> <tr> <td>Stop Freq</td> <td>2.42440000 GHz</td> </tr> <tr> <td>CF Step</td> <td>2.48000000 MHz</td> </tr> <tr> <td>Freq Offset</td> <td>0.00000000 Hz</td> </tr> <tr> <td>Signal Track</td> <td>On</td> </tr> </tbody> </table>	Freq/Channel		Center Freq	2.41200000 GHz	Start Freq	2.39960000 GHz	Stop Freq	2.42440000 GHz	CF Step	2.48000000 MHz	Freq Offset	0.00000000 Hz	Signal Track	On
Freq/Channel															
Center Freq	2.41200000 GHz														
Start Freq	2.39960000 GHz														
Stop Freq	2.42440000 GHz														
CF Step	2.48000000 MHz														
Freq Offset	0.00000000 Hz														
Signal Track	On														
<p>2437</p>	 <p>Agilent R T</p> <p>Ref 20 dBm #Atten 20 dB Mkr1 2.438860 GHz</p> <p>Peak Log 10 dB/Offset 11.7 dB</p> <p>Center 2.437 GHz Span 24.8 MHz</p> <p>#Res BW 3 kHz #VBW 10 kHz Sweep 2.836 s (401 pts)</p> <table border="1"> <thead> <tr> <th colspan="2">Freq/Channel</th> </tr> </thead> <tbody> <tr> <td>Center Freq</td> <td>2.43700000 GHz</td> </tr> <tr> <td>Start Freq</td> <td>2.42460000 GHz</td> </tr> <tr> <td>Stop Freq</td> <td>2.44940000 GHz</td> </tr> <tr> <td>CF Step</td> <td>2.48000000 MHz</td> </tr> <tr> <td>Freq Offset</td> <td>0.00000000 Hz</td> </tr> <tr> <td>Signal Track</td> <td>On</td> </tr> </tbody> </table>	Freq/Channel		Center Freq	2.43700000 GHz	Start Freq	2.42460000 GHz	Stop Freq	2.44940000 GHz	CF Step	2.48000000 MHz	Freq Offset	0.00000000 Hz	Signal Track	On
Freq/Channel															
Center Freq	2.43700000 GHz														
Start Freq	2.42460000 GHz														
Stop Freq	2.44940000 GHz														
CF Step	2.48000000 MHz														
Freq Offset	0.00000000 Hz														
Signal Track	On														
<p>2462</p>	 <p>Agilent R T</p> <p>Ref 20 dBm #Atten 20 dB Mkr1 2.460760 GHz</p> <p>Peak Log 10 dB/Offset 11.7 dB</p> <p>Center 2.462 GHz Span 24.8 MHz</p> <p>#Res BW 3 kHz #VBW 10 kHz Sweep 2.836 s (401 pts)</p> <table border="1"> <thead> <tr> <th colspan="2">Freq/Channel</th> </tr> </thead> <tbody> <tr> <td>Center Freq</td> <td>2.46200000 GHz</td> </tr> <tr> <td>Start Freq</td> <td>2.44960000 GHz</td> </tr> <tr> <td>Stop Freq</td> <td>2.47440000 GHz</td> </tr> <tr> <td>CF Step</td> <td>2.48000000 MHz</td> </tr> <tr> <td>Freq Offset</td> <td>0.00000000 Hz</td> </tr> <tr> <td>Signal Track</td> <td>On</td> </tr> </tbody> </table>	Freq/Channel		Center Freq	2.46200000 GHz	Start Freq	2.44960000 GHz	Stop Freq	2.47440000 GHz	CF Step	2.48000000 MHz	Freq Offset	0.00000000 Hz	Signal Track	On
Freq/Channel															
Center Freq	2.46200000 GHz														
Start Freq	2.44960000 GHz														
Stop Freq	2.47440000 GHz														
CF Step	2.48000000 MHz														
Freq Offset	0.00000000 Hz														
Signal Track	On														

Mode 3: IEEE 802.11g Link Mode_ANT2

<p>2412</p>	<p>Agilent R T</p> <p>Ref 20 dBm #Atten 20 dB Mkr1 2.413860 GHz</p> <p>Peak Log 10 dB/Offset 11.7 dB</p> <p>M1 S2 S3 FC AA</p> <p>Center 2.412 GHz Span 24.8 MHz</p> <p>#Res BW 3 kHz #VBW 10 kHz Sweep 2.836 s (401 pts)</p> <p>Freq/Channel</p> <p>Center Freq 2.41200000 GHz</p> <p>Start Freq 2.39960000 GHz</p> <p>Stop Freq 2.42440000 GHz</p> <p>CF Step 2.48000000 MHz Auto Man</p> <p>Freq Offset 0.00000000 Hz</p> <p>Signal Track On Off</p>
<p>2437</p>	<p>Agilent R T</p> <p>Ref 20 dBm #Atten 20 dB Mkr1 2.438860 GHz</p> <p>Peak Log 10 dB/Offset 11.7 dB</p> <p>M1 S2 S3 FC AA</p> <p>Center 2.437 GHz Span 24.8 MHz</p> <p>#Res BW 3 kHz #VBW 10 kHz Sweep 2.836 s (401 pts)</p> <p>Freq/Channel</p> <p>Center Freq 2.43700000 GHz</p> <p>Start Freq 2.42460000 GHz</p> <p>Stop Freq 2.44940000 GHz</p> <p>CF Step 2.48000000 MHz Auto Man</p> <p>Freq Offset 0.00000000 Hz</p> <p>Signal Track On Off</p>
<p>2462</p>	<p>Agilent R T</p> <p>Ref 20 dBm #Atten 20 dB Mkr1 2.463860 GHz</p> <p>Peak Log 10 dB/Offset 11.7 dB</p> <p>M1 S2 S3 FC AA</p> <p>Center 2.462 GHz Span 24.8 MHz</p> <p>#Res BW 3 kHz #VBW 10 kHz Sweep 2.836 s (401 pts)</p> <p>Freq/Channel</p> <p>Center Freq 2.46200000 GHz</p> <p>Start Freq 2.44960000 GHz</p> <p>Stop Freq 2.47440000 GHz</p> <p>CF Step 2.48000000 MHz Auto Man</p> <p>Freq Offset 0.00000000 Hz</p> <p>Signal Track On Off</p>

Mode 4: IEEE 802.11n 2.4GHz 20MHz Link Mode _ANT0

<p>2412</p>	
<p>2437</p>	
<p>2462</p>	

Mode 4: IEEE 802.11n 2.4GHz 20MHz Link Mode _ ANT1

<p>2412</p>	<p>Agilent R T</p> <p>Ref 20 dBm #Atten 20 dB Mkr1 2.4113350 GHz -9.589 dBm</p> <p>Peak Log 10 dB/Offst 11.7 dB</p> <p>M1 S2 S3 FC AA</p> <p>Center 2.412 GHz Span 26.6 MHz #Res BW 3 kHz #VBW 10 kHz Sweep 3.042 s (401 pts)</p> <p>Freq/Channel</p> <p>Center Freq 2.41200000 GHz</p> <p>Start Freq 2.39870000 GHz</p> <p>Stop Freq 2.42530000 GHz</p> <p>CF Step 2.66000000 MHz Auto Man</p> <p>Freq Offset 0.00000000 Hz</p> <p>Signal Track On Off</p>
<p>2437</p>	<p>Agilent R T</p> <p>Ref 20 dBm #Atten 20 dB Mkr1 2.4381970 GHz -1.619 dBm</p> <p>Peak Log 10 dB/Offst 11.7 dB</p> <p>M1 S2 S3 FC AA</p> <p>Center 2.437 GHz Span 26.6 MHz #Res BW 3 kHz #VBW 10 kHz Sweep 3.042 s (401 pts)</p> <p>Freq/Channel</p> <p>Center Freq 2.43700000 GHz</p> <p>Start Freq 2.42370000 GHz</p> <p>Stop Freq 2.45030000 GHz</p> <p>CF Step 2.66000000 MHz Auto Man</p> <p>Freq Offset 0.00000000 Hz</p> <p>Signal Track On Off</p>
<p>2462</p>	<p>Agilent R T</p> <p>Ref 20 dBm #Atten 20 dB Mkr1 2.4588745 GHz -6.821 dBm</p> <p>Peak Log 10 dB/Offst 11.7 dB</p> <p>M1 S2 S3 FC AA</p> <p>Center 2.462 GHz Span 26.6 MHz #Res BW 3 kHz #VBW 10 kHz Sweep 3.042 s (401 pts)</p> <p>Freq/Channel</p> <p>Center Freq 2.46200000 GHz</p> <p>Start Freq 2.44870000 GHz</p> <p>Stop Freq 2.47530000 GHz</p> <p>CF Step 2.66000000 MHz Auto Man</p> <p>Freq Offset 0.00000000 Hz</p> <p>Signal Track On Off</p>

Mode 4: IEEE 802.11n 2.4GHz 20MHz Link Mode _ ANT2

<p>2412</p>	<p>Agilent R T</p> <p>Ref 20 dBm #Atten 20 dB Mkr1 2.4182510 GHz</p> <p>Peak Log 10 dB/Offst 11.7 dB</p> <p>M1 S2 S3 FC AA</p> <p>Center 2.412 GHz Span 26.6 MHz</p> <p>#Res BW 3 kHz #VBW 10 kHz Sweep 3.042 s (401 pts)</p> <p>Freq/Channel</p> <p>Center Freq 2.41200000 GHz</p> <p>Start Freq 2.39870000 GHz</p> <p>Stop Freq 2.42530000 GHz</p> <p>CF Step 2.66000000 MHz Auto Man</p> <p>Freq Offset 0.00000000 Hz</p> <p>Signal Track On Off</p>
<p>2437</p>	<p>Agilent R T</p> <p>Ref 20 dBm #Atten 20 dB Mkr1 2.4366010 GHz</p> <p>Peak Log 10 dB/Offst 11.7 dB</p> <p>M1 S2 S3 FC AA</p> <p>Center 2.437 GHz Span 26.6 MHz</p> <p>#Res BW 3 kHz #VBW 10 kHz Sweep 3.042 s (401 pts)</p> <p>Freq/Channel</p> <p>Center Freq 2.43700000 GHz</p> <p>Start Freq 2.42370000 GHz</p> <p>Stop Freq 2.45030000 GHz</p> <p>CF Step 2.66000000 MHz Auto Man</p> <p>Freq Offset 0.00000000 Hz</p> <p>Signal Track On Off</p>
<p>2462</p>	<p>Agilent R T</p> <p>Ref 20 dBm #Atten 20 dB Mkr1 2.4604040 GHz</p> <p>Peak Log 10 dB/Offst 11.7 dB</p> <p>M1 S2 S3 FC AA</p> <p>Center 2.462 GHz Span 26.6 MHz</p> <p>#Res BW 3 kHz #VBW 10 kHz Sweep 3.042 s (401 pts)</p> <p>Freq/Channel</p> <p>Center Freq 2.46200000 GHz</p> <p>Start Freq 2.44870000 GHz</p> <p>Stop Freq 2.47530000 GHz</p> <p>CF Step 2.66000000 MHz Auto Man</p> <p>Freq Offset 0.00000000 Hz</p> <p>Signal Track On Off</p>

Mode 5: IEEE 802.11n 2.4GHz 40MHz Link Mode _ANT0

<p>2422</p>	<p>Agilent R T</p> <p>Ref 20 dBm #Atten 20 dB Mkr1 2.41695 GHz -15.61 dBm</p> <p>Peak Log 10 dB/Offst 11.7 dB</p> <p>M1 S2 S3 FC AA</p> <p>Center 2.422 GHz Span 54.6 MHz #Res BW 3 kHz #VBW 10 kHz Sweep 6.244 s (401 pts)</p> <table border="1"> <tr><td>Freq/Channel</td></tr> <tr><td>Center Freq 2.42200000 GHz</td></tr> <tr><td>Start Freq 2.39470000 GHz</td></tr> <tr><td>Stop Freq 2.44930000 GHz</td></tr> <tr><td>CF Step 5.46000000 MHz Auto Man</td></tr> <tr><td>Freq Offset 0.00000000 Hz</td></tr> <tr><td>Signal Track On Off</td></tr> </table>	Freq/Channel	Center Freq 2.42200000 GHz	Start Freq 2.39470000 GHz	Stop Freq 2.44930000 GHz	CF Step 5.46000000 MHz Auto Man	Freq Offset 0.00000000 Hz	Signal Track On Off
Freq/Channel								
Center Freq 2.42200000 GHz								
Start Freq 2.39470000 GHz								
Stop Freq 2.44930000 GHz								
CF Step 5.46000000 MHz Auto Man								
Freq Offset 0.00000000 Hz								
Signal Track On Off								
<p>2437</p>	<p>Agilent R T</p> <p>Ref 20 dBm #Atten 20 dB Mkr1 2.45447 GHz -3.698 dBm</p> <p>Peak Log 10 dB/Offst 11.7 dB</p> <p>M1 S2 S3 FC AA</p> <p>Center 2.437 GHz Span 54.6 MHz #Res BW 3 kHz #VBW 10 kHz Sweep 6.244 s (401 pts)</p> <table border="1"> <tr><td>Freq/Channel</td></tr> <tr><td>Center Freq 2.43700000 GHz</td></tr> <tr><td>Start Freq 2.40970000 GHz</td></tr> <tr><td>Stop Freq 2.46430000 GHz</td></tr> <tr><td>CF Step 5.46000000 MHz Auto Man</td></tr> <tr><td>Freq Offset 0.00000000 Hz</td></tr> <tr><td>Signal Track On Off</td></tr> </table>	Freq/Channel	Center Freq 2.43700000 GHz	Start Freq 2.40970000 GHz	Stop Freq 2.46430000 GHz	CF Step 5.46000000 MHz Auto Man	Freq Offset 0.00000000 Hz	Signal Track On Off
Freq/Channel								
Center Freq 2.43700000 GHz								
Start Freq 2.40970000 GHz								
Stop Freq 2.46430000 GHz								
CF Step 5.46000000 MHz Auto Man								
Freq Offset 0.00000000 Hz								
Signal Track On Off								
<p>2452</p>	<p>Agilent R T</p> <p>Ref 20 dBm #Atten 20 dB Mkr1 2.44982 GHz -15.99 dBm</p> <p>Peak Log 10 dB/Offst 11.7 dB</p> <p>M1 S2 S3 FC AA</p> <p>Center 2.452 GHz Span 54.6 MHz #Res BW 3 kHz #VBW 10 kHz Sweep 6.244 s (401 pts)</p> <table border="1"> <tr><td>Freq/Channel</td></tr> <tr><td>Center Freq 2.45200000 GHz</td></tr> <tr><td>Start Freq 2.42470000 GHz</td></tr> <tr><td>Stop Freq 2.47930000 GHz</td></tr> <tr><td>CF Step 5.46000000 MHz Auto Man</td></tr> <tr><td>Freq Offset 0.00000000 Hz</td></tr> <tr><td>Signal Track On Off</td></tr> </table>	Freq/Channel	Center Freq 2.45200000 GHz	Start Freq 2.42470000 GHz	Stop Freq 2.47930000 GHz	CF Step 5.46000000 MHz Auto Man	Freq Offset 0.00000000 Hz	Signal Track On Off
Freq/Channel								
Center Freq 2.45200000 GHz								
Start Freq 2.42470000 GHz								
Stop Freq 2.47930000 GHz								
CF Step 5.46000000 MHz Auto Man								
Freq Offset 0.00000000 Hz								
Signal Track On Off								

Mode 5: IEEE 802.11n 2.4GHz 40MHz Link Mode _ ANT1

<p>2422</p>	
<p>2437</p>	
<p>2452</p>	

Mode 5: IEEE 802.11n 2.4GHz 40MHz Link Mode _ ANT2

<p>2422</p>	<p>Agilent R T</p> <p>Ref 20 dBm #Atten 20 dB Mkr1 2.43074 GHz -16.46 dBm</p> <p>Peak Log 10 dB/Offst 11.7 dB</p> <p>M1 S2 S3 FC AA</p> <p>Center 2.422 GHz Span 54.6 MHz #Res BW 3 kHz #VBW 10 kHz Sweep 6.244 s (401 pts)</p> <p>Freq/Channel</p> <p>Center Freq 2.42200000 GHz</p> <p>Start Freq 2.39470000 GHz</p> <p>Stop Freq 2.44930000 GHz</p> <p>CF Step 5.46000000 MHz Auto Man</p> <p>Freq Offset 0.00000000 Hz</p> <p>Signal Track On Off</p>
<p>2437</p>	<p>Agilent R T</p> <p>Ref 20 dBm #Atten 20 dB Mkr1 2.43004 GHz -4.166 dBm</p> <p>Peak Log 10 dB/Offst 11.7 dB</p> <p>M1 S2 S3 FC AA</p> <p>Center 2.437 GHz Span 54.6 MHz #Res BW 3 kHz #VBW 10 kHz Sweep 6.244 s (401 pts)</p> <p>Freq/Channel</p> <p>Center Freq 2.43700000 GHz</p> <p>Start Freq 2.40970000 GHz</p> <p>Stop Freq 2.46430000 GHz</p> <p>CF Step 5.46000000 MHz Auto Man</p> <p>Freq Offset 0.00000000 Hz</p> <p>Signal Track On Off</p>
<p>2452</p>	<p>Agilent R T</p> <p>Ref 20 dBm #Atten 20 dB Mkr1 2.44572 GHz -16.46 dBm</p> <p>Peak Log 10 dB/Offst 11.7 dB</p> <p>M1 S2 S3 FC AA</p> <p>Center 2.452 GHz Span 54.6 MHz #Res BW 3 kHz #VBW 10 kHz Sweep 6.244 s (401 pts)</p> <p>Freq/Channel</p> <p>Center Freq 2.45200000 GHz</p> <p>Start Freq 2.42470000 GHz</p> <p>Stop Freq 2.47930000 GHz</p> <p>CF Step 5.46000000 MHz Auto Man</p> <p>Freq Offset 0.00000000 Hz</p> <p>Signal Track On Off</p>

Mode 6: IEEE 802.11a U-NII Band III Link Mode_ANT-0

5745	<p>Agilent R T Ref 10 dBm Atten 10 dB Mkr1 5.7468750 GHz #Peak Log 10 dB/ Offst 13.7 dB DI 8.0 dBm M1 S2 S3 FC AA Center 5.745 GHz Span 25 MHz #Res BW 3 kHz #VBW 10 kHz Sweep 2.859 s (401 pts)</p> <p>Freq/Channel Center Freq 5.74500000 GHz Start Freq 5.73250000 GHz Stop Freq 5.75750000 GHz CF Step 2.50000000 MHz Auto Man Freq Offset 0.00000000 Hz Signal Track On Off</p>
5785	<p>Agilent R T Ref 10 dBm Atten 10 dB Mkr1 5.7868750 GHz #Peak Log 10 dB/ Offst 13.7 dB DI 8.0 dBm M1 S2 S3 FC AA Center 5.785 GHz Span 25 MHz #Res BW 3 kHz #VBW 10 kHz Sweep 2.859 s (401 pts)</p> <p>Freq/Channel Center Freq 5.78500000 GHz Start Freq 5.77250000 GHz Stop Freq 5.79750000 GHz CF Step 2.50000000 MHz Auto Man Freq Offset 0.00000000 Hz Signal Track On Off</p>
5825	<p>Agilent R T Ref 10 dBm Atten 10 dB Mkr1 5.8268750 GHz #Peak Log 10 dB/ Offst 13.7 dB DI 8.0 dBm M1 S2 S3 FC AA Center 5.825 GHz Span 25 MHz #Res BW 3 kHz #VBW 10 kHz Sweep 2.859 s (401 pts)</p> <p>Freq/Channel Center Freq 5.82500000 GHz Start Freq 5.81250000 GHz Stop Freq 5.83750000 GHz CF Step 2.50000000 MHz Auto Man Freq Offset 0.00000000 Hz Signal Track On Off</p>

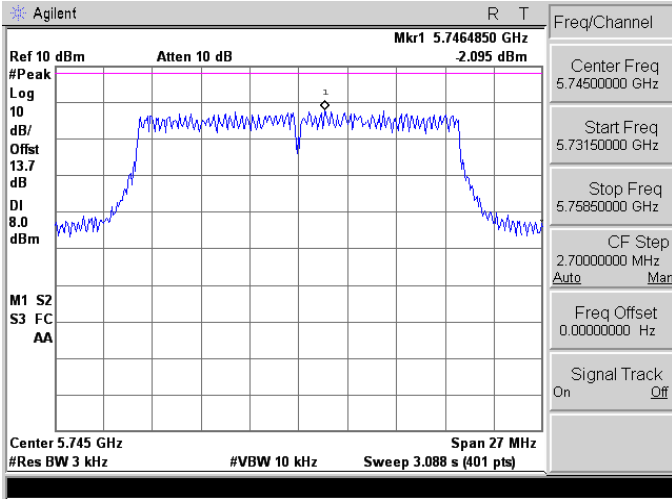
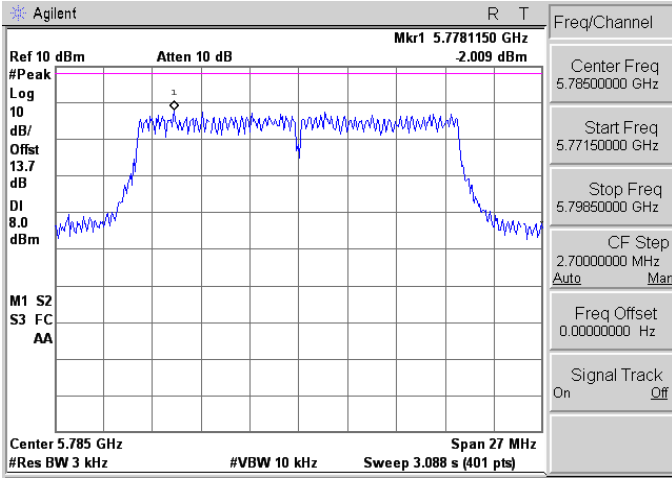
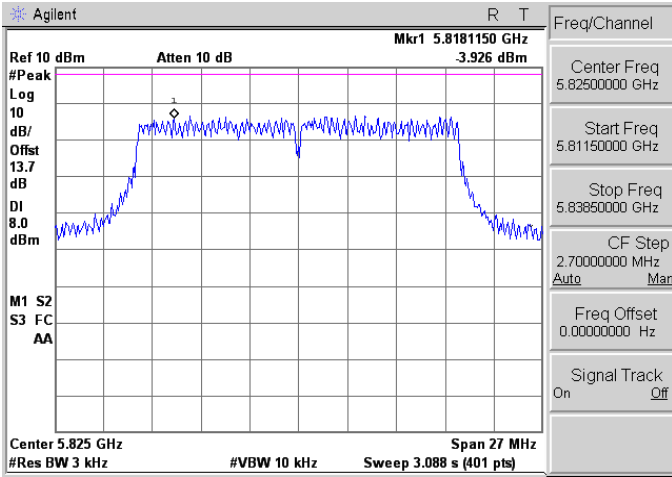
Mode 6: IEEE 802.11a U-NII Band III Link Mode_ANT-1

5745	
5785	
5825	

Mode 6: IEEE 802.11a U-NII Band III Link Mode_ANT-2

5745	<p>Agilent R T Ref 10 dBm Atten 10 dB Mkr1 5.7468750 GHz #Peak Log 10 dB/ Offst 13.7 dB DI 8.0 dBm M1 S2 S3 FC AA Center 5.745 GHz Span 25 MHz #Res BW 3 kHz #VBW 10 kHz Sweep 2.859 s (401 pts)</p> <p>Freq/Channel Center Freq 5.7450000 GHz Start Freq 5.73250000 GHz Stop Freq 5.75750000 GHz CF Step 2.50000000 MHz Auto Man Freq Offset 0.00000000 Hz Signal Track On Off</p>
5785	<p>Agilent R T Ref 10 dBm Atten 10 dB Mkr1 5.7793125 GHz #Peak Log 10 dB/ Offst 13.7 dB DI 8.0 dBm M1 S2 S3 FC AA Center 5.785 GHz Span 25 MHz #Res BW 3 kHz #VBW 10 kHz Sweep 2.859 s (401 pts)</p> <p>Freq/Channel Center Freq 5.7850000 GHz Start Freq 5.77250000 GHz Stop Freq 5.79750000 GHz CF Step 2.50000000 MHz Auto Man Freq Offset 0.00000000 Hz Signal Track On Off</p>
5825	<p>Agilent R T Ref 10 dBm Atten 10 dB Mkr1 5.8268750 GHz #Peak Log 10 dB/ Offst 13.7 dB DI 8.0 dBm M1 S2 S3 FC AA Center 5.825 GHz Span 25 MHz #Res BW 3 kHz #VBW 10 kHz Sweep 2.859 s (401 pts)</p> <p>Freq/Channel Center Freq 5.8250000 GHz Start Freq 5.81250000 GHz Stop Freq 5.83750000 GHz CF Step 2.50000000 MHz Auto Man Freq Offset 0.00000000 Hz Signal Track On Off</p>

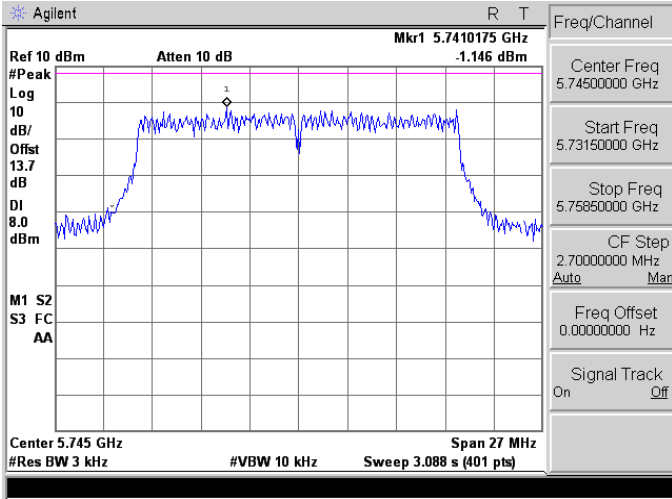
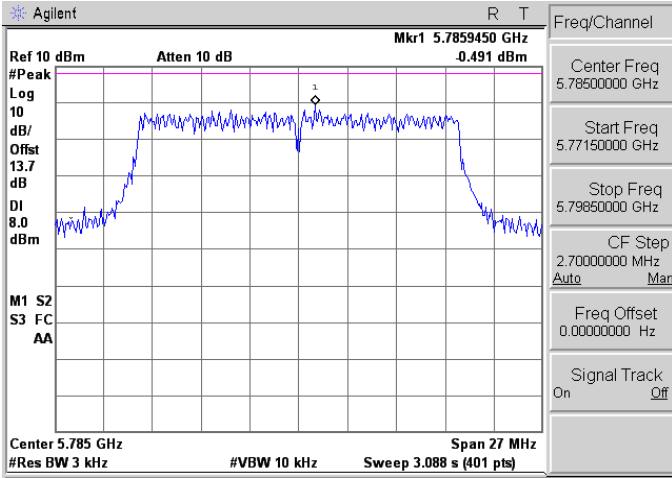
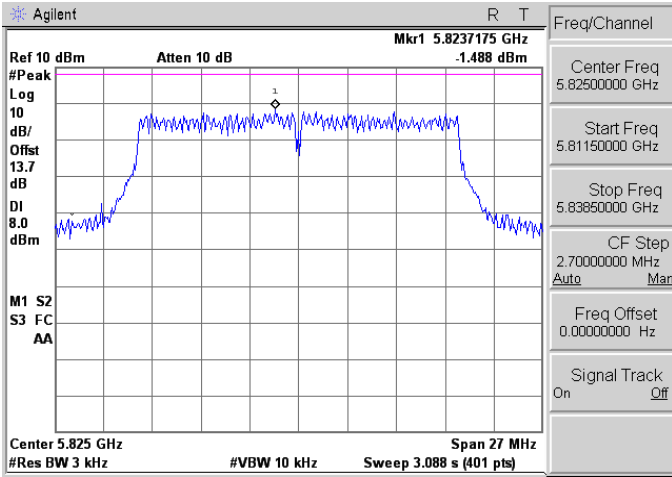
Mode 7: IEEE 802.11ac U-NII Band III 20MHz Link Mode _ ANT0

5745	 <p>Agilent R T Ref 10 dBm Atten 10 dB Mkr1 5.7464850 GHz #Peak 2.095 dBm Log dB/ 10 Offst 13.7 dB DI 8.0 dBm M1 S2 S3 FC AA Center 5.745 GHz Span 27 MHz #Res BW 3 kHz #VBW 10 kHz Sweep 3.088 s (401 pts)</p> <p>Freq/Channel Center Freq 5.7450000 GHz Start Freq 5.73150000 GHz Stop Freq 5.75850000 GHz CF Step 2.70000000 MHz Auto Man Freq Offset 0.00000000 Hz Signal Track On Off</p>
5785	 <p>Agilent R T Ref 10 dBm Atten 10 dB Mkr1 5.7781150 GHz #Peak 2.009 dBm Log dB/ 10 Offst 13.7 dB DI 8.0 dBm M1 S2 S3 FC AA Center 5.785 GHz Span 27 MHz #Res BW 3 kHz #VBW 10 kHz Sweep 3.088 s (401 pts)</p> <p>Freq/Channel Center Freq 5.7850000 GHz Start Freq 5.77150000 GHz Stop Freq 5.79850000 GHz CF Step 2.70000000 MHz Auto Man Freq Offset 0.00000000 Hz Signal Track On Off</p>
5825	 <p>Agilent R T Ref 10 dBm Atten 10 dB Mkr1 5.8181150 GHz #Peak 3.926 dBm Log dB/ 10 Offst 13.7 dB DI 8.0 dBm M1 S2 S3 FC AA Center 5.825 GHz Span 27 MHz #Res BW 3 kHz #VBW 10 kHz Sweep 3.088 s (401 pts)</p> <p>Freq/Channel Center Freq 5.8250000 GHz Start Freq 5.81150000 GHz Stop Freq 5.83850000 GHz CF Step 2.70000000 MHz Auto Man Freq Offset 0.00000000 Hz Signal Track On Off</p>

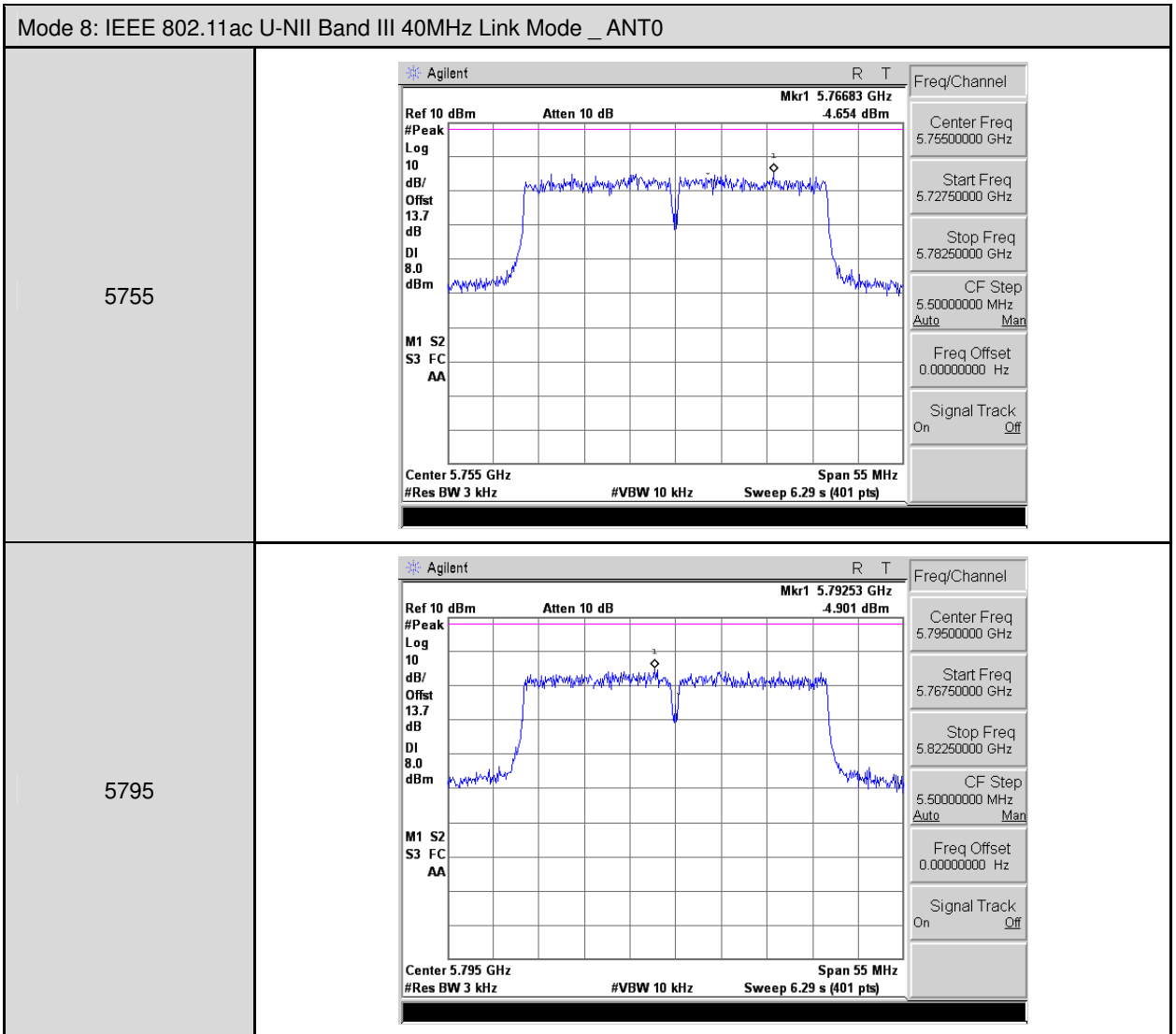
Mode 7: IEEE 802.11ac U-NII Band III 20MHz Link Mode _ ANT1

5745	<p>Agilent R T Ref 10 dBm Atten 10 dB Mkr1 5.7418950 GHz -1.756 dBm #Peak Log 10 dB/ Offst 13.7 dB DI 8.0 dBm M1 S2 S3 FC AA Center 5.745 GHz Span 27 MHz #Res BW 3 kHz #VBW 10 kHz Sweep 3.088 s (401 pts)</p>
5785	<p>Agilent R T Ref 10 dBm Atten 10 dB Mkr1 5.7768325 GHz -0.981 dBm #Peak Log 10 dB/ Offst 13.7 dB DI 8.0 dBm M1 S2 S3 FC AA Center 5.785 GHz Span 27 MHz #Res BW 3 kHz #VBW 10 kHz Sweep 3.088 s (401 pts)</p>
5825	<p>Agilent R T Ref 10 dBm Atten 10 dB Mkr1 5.8331000 GHz -1.758 dBm #Peak Log 10 dB/ Offst 13.7 dB DI 8.0 dBm M1 S2 S3 FC AA Center 5.825 GHz Span 27 MHz #Res BW 3 kHz #VBW 10 kHz Sweep 3.088 s (401 pts)</p>

Mode 7: IEEE 802.11ac U-NII Band III 20MHz Link Mode _ ANT2

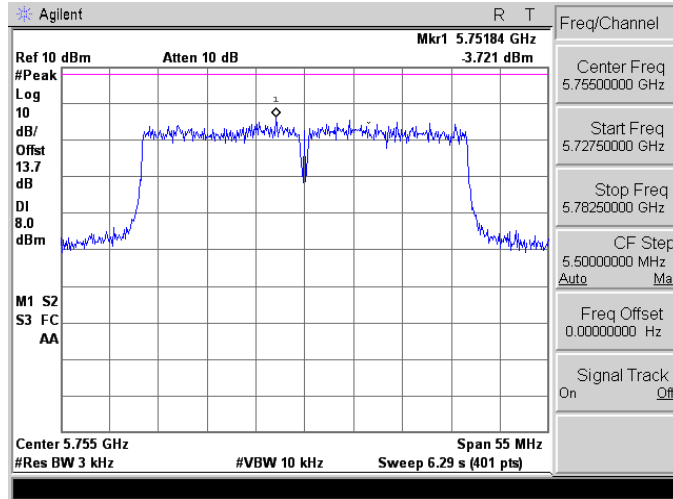
5745	 <p>Agilent R T Ref 10 dBm Atten 10 dB Mkr1 5.7410175 GHz -1.146 dBm #Peak Log dB/ 10 Offst 13.7 dB DI 8.0 dBm M1 S2 S3 FC AA Center 5.745 GHz Span 27 MHz #Res BW 3 kHz #VBW 10 kHz Sweep 3.088 s (401 pts)</p> <p>Freq/Channel Center Freq 5.7450000 GHz Start Freq 5.73150000 GHz Stop Freq 5.75850000 GHz CF Step 2.70000000 MHz Auto Man Freq Offset 0.00000000 Hz Signal Track On Off</p>
5785	 <p>Agilent R T Ref 10 dBm Atten 10 dB Mkr1 5.7859450 GHz -0.491 dBm #Peak Log dB/ 10 Offst 13.7 dB DI 8.0 dBm M1 S2 S3 FC AA Center 5.785 GHz Span 27 MHz #Res BW 3 kHz #VBW 10 kHz Sweep 3.088 s (401 pts)</p> <p>Freq/Channel Center Freq 5.7850000 GHz Start Freq 5.77150000 GHz Stop Freq 5.79850000 GHz CF Step 2.70000000 MHz Auto Man Freq Offset 0.00000000 Hz Signal Track On Off</p>
5825	 <p>Agilent R T Ref 10 dBm Atten 10 dB Mkr1 5.8237175 GHz -1.488 dBm #Peak Log dB/ 10 Offst 13.7 dB DI 8.0 dBm M1 S2 S3 FC AA Center 5.825 GHz Span 27 MHz #Res BW 3 kHz #VBW 10 kHz Sweep 3.088 s (401 pts)</p> <p>Freq/Channel Center Freq 5.8250000 GHz Start Freq 5.81150000 GHz Stop Freq 5.83850000 GHz CF Step 2.70000000 MHz Auto Man Freq Offset 0.00000000 Hz Signal Track On Off</p>

Mode 8: IEEE 802.11ac U-NII Band III 40MHz Link Mode _ ANT0

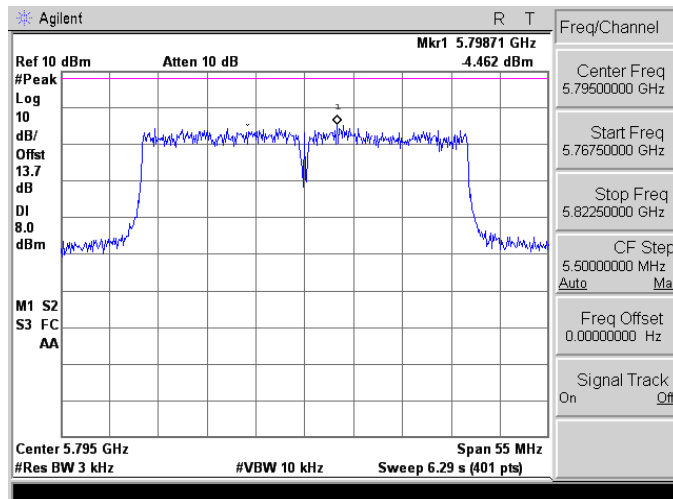


Mode 8: IEEE 802.11ac U-NII Band III 40MHz Link Mode _ ANT1

5755

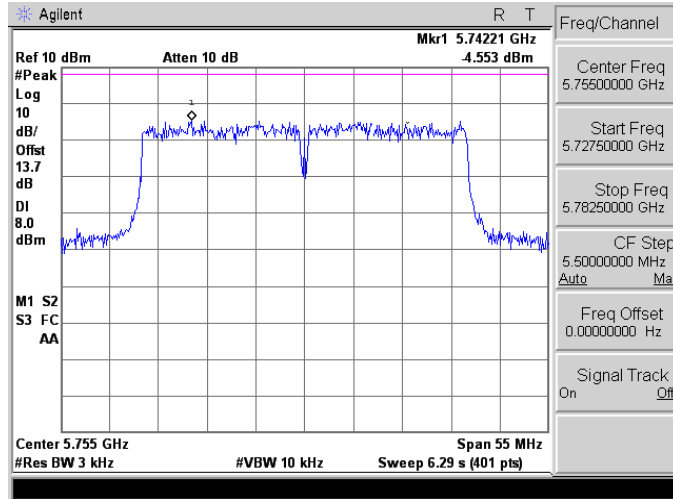


5795

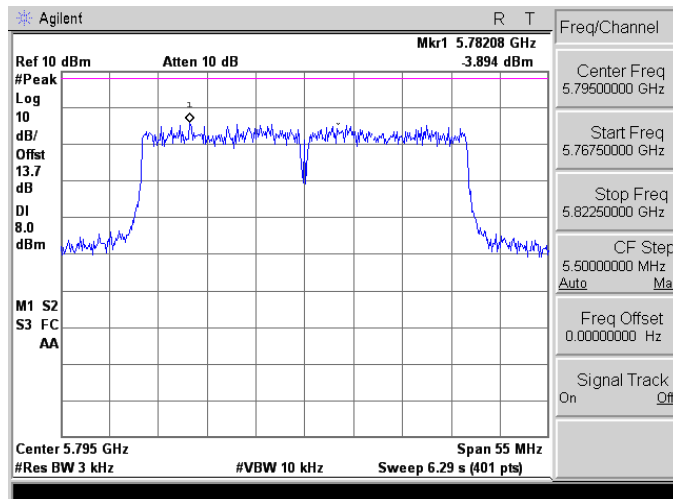


Mode 8: IEEE 802.11ac U-NII Band III 40MHz Link Mode _ ANT2

5755

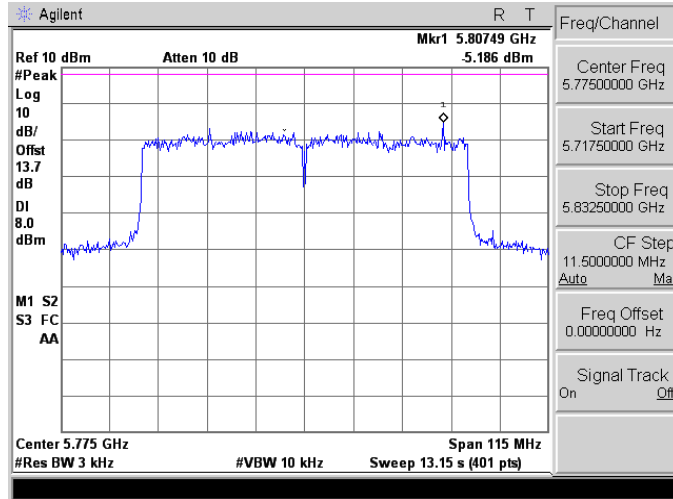


5795



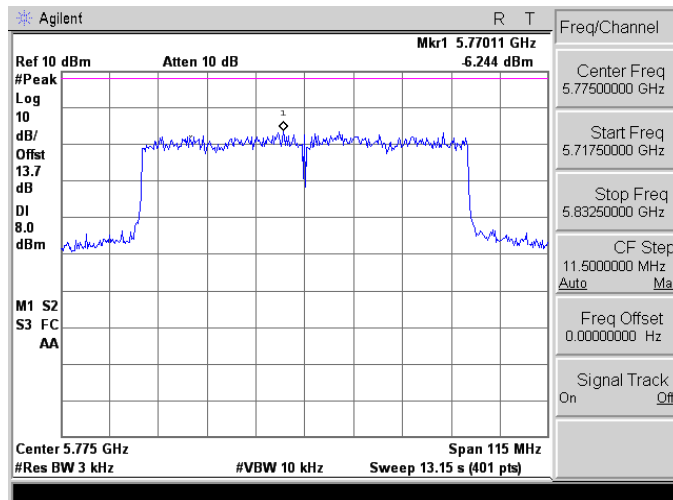
Mode 9: IEEE 802.11ac U-NII Band III 80MHz Link Mode _ANT0

5775



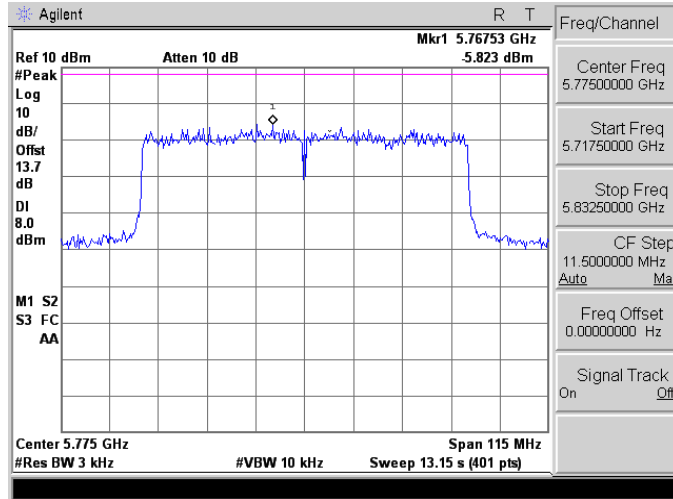
Mode 9: IEEE 802.11ac U-NII Band III 80MHz Link Mode _ANT1

5755



Mode 9: IEEE 802.11ac U-NII Band III 80MHz Link Mode _ ANT2

5775



Beamforming on

Mode 7: IEEE 802.11ac U-NII Band III 20MHz Link Mode _ ANT0

<p>5745</p>	
<p>5785</p>	
<p>5825</p>	

Mode 7: IEEE 802.11ac U-NII Band III 20MHz Link Mode _ ANT1

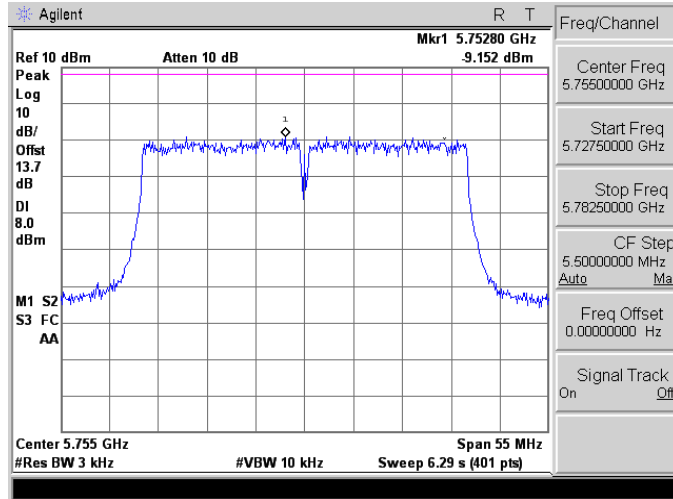
5745	<p>Agilent R T Ref 10 dBm Atten 10 dB Mkr1 5.7435150 GHz Peak Log 10 dB/ Offst 13.7 dB DI 8.0 dBm M1 S2 S3 FC AA Center 5.745 GHz Span 27 MHz #Res BW 3 kHz #VBW 10 kHz Sweep 3.088 s (401 pts)</p> <p>Freq/Channel Center Freq 5.74500000 GHz Start Freq 5.73150000 GHz Stop Freq 5.75850000 GHz CF Step 2.70000000 MHz Auto Man Freq Offset 0.00000000 Hz Signal Track On Off</p>
5785	<p>Agilent R T Ref 10 dBm Atten 10 dB Mkr1 5.7818275 GHz Peak Log 10 dB/ Offst 13.7 dB DI 8.0 dBm M1 S2 S3 FC AA Center 5.785 GHz Span 27 MHz #Res BW 3 kHz #VBW 10 kHz Sweep 3.088 s (401 pts)</p> <p>Freq/Channel Center Freq 5.78500000 GHz Start Freq 5.77150000 GHz Stop Freq 5.79850000 GHz CF Step 2.70000000 MHz Auto Man Freq Offset 0.00000000 Hz Signal Track On Off</p>
5825	<p>Agilent R T Ref 10 dBm Atten 10 dB Mkr1 5.8262150 GHz Peak Log 10 dB/ Offst 13.7 dB DI 8.0 dBm M1 S2 S3 FC AA Center 5.825 GHz Span 27 MHz #Res BW 3 kHz #VBW 10 kHz Sweep 3.088 s (401 pts)</p> <p>Freq/Channel Center Freq 5.82500000 GHz Start Freq 5.81150000 GHz Stop Freq 5.83850000 GHz CF Step 2.70000000 MHz Auto Man Freq Offset 0.00000000 Hz Signal Track On Off</p>

Mode 7: IEEE 802.11ac U-NII Band III 20MHz Link Mode _ ANT2

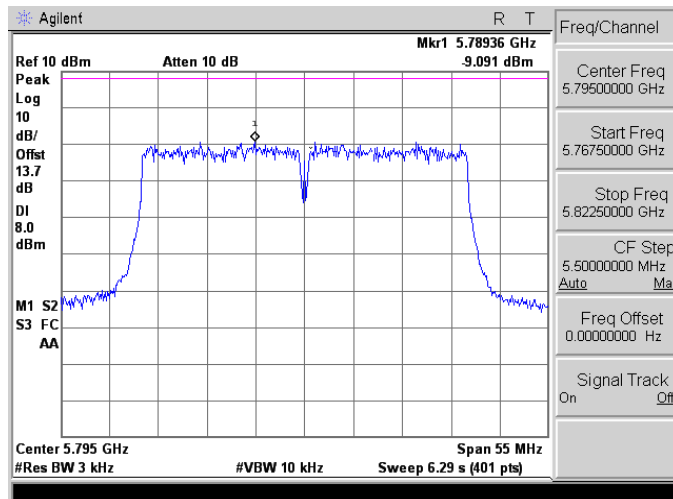
5745	<p>Agilent R T</p> <p>Ref 10 dBm Atten 10 dB Mkr1 5.7518850 GHz 5.971 dBm</p> <p>Peak Log 10 dB/Offst 13.7 dB DI 8.0 dBm</p> <p>M1 S2 S3 FC AA</p> <p>Center 5.745 GHz Span 27 MHz #Res BW 3 kHz #VBW 10 kHz Sweep 3.088 s (401 pts)</p> <p>Freq/Channel</p> <p>Center Freq 5.74500000 GHz</p> <p>Start Freq 5.73150000 GHz</p> <p>Stop Freq 5.75850000 GHz</p> <p>CF Step 2.70000000 MHz Auto Man</p> <p>Freq Offset 0.00000000 Hz</p> <p>Signal Track On Off</p>
5785	<p>Agilent R T</p> <p>Ref 10 dBm Atten 10 dB Mkr1 5.7853375 GHz 4.784 dBm</p> <p>Peak Log 10 dB/Offst 13.7 dB DI 8.0 dBm</p> <p>M1 S2 S3 FC AA</p> <p>Center 5.785 GHz Span 27 MHz #Res BW 3 kHz #VBW 10 kHz Sweep 3.088 s (401 pts)</p> <p>Freq/Channel</p> <p>Center Freq 5.78500000 GHz</p> <p>Start Freq 5.77150000 GHz</p> <p>Stop Freq 5.79850000 GHz</p> <p>CF Step 2.70000000 MHz Auto Man</p> <p>Freq Offset 0.00000000 Hz</p> <p>Signal Track On Off</p>
5825	<p>Agilent R T</p> <p>Ref 10 dBm Atten 10 dB Mkr1 5.8274975 GHz 5.138 dBm</p> <p>Peak Log 10 dB/Offst 13.7 dB DI 8.0 dBm</p> <p>M1 S2 S3 FC AA</p> <p>Center 5.825 GHz Span 27 MHz #Res BW 3 kHz #VBW 10 kHz Sweep 3.088 s (401 pts)</p> <p>Freq/Channel</p> <p>Center Freq 5.82500000 GHz</p> <p>Start Freq 5.81150000 GHz</p> <p>Stop Freq 5.83850000 GHz</p> <p>CF Step 2.70000000 MHz Auto Man</p> <p>Freq Offset 0.00000000 Hz</p> <p>Signal Track On Off</p>

Mode 8: IEEE 802.11ac U-NII Band III 40MHz Link Mode _ ANT0

5755

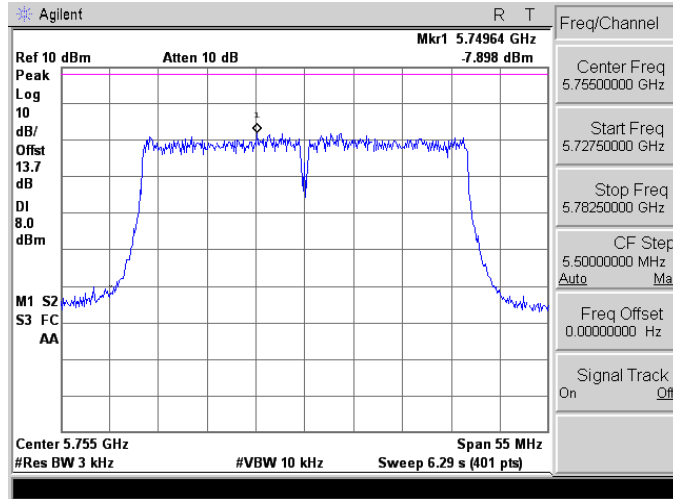


5795

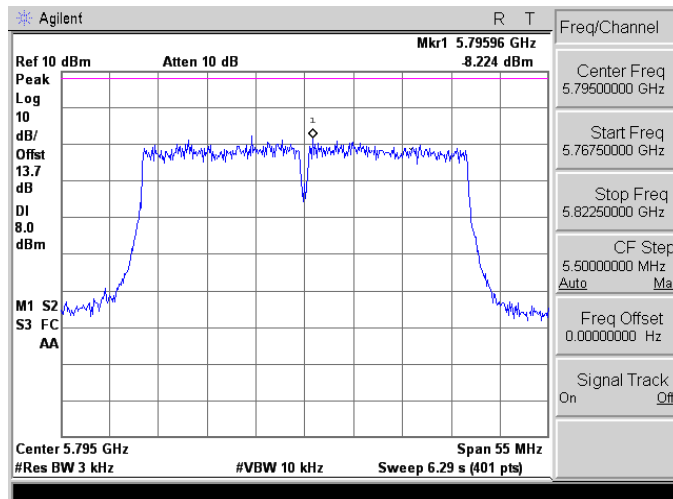


Mode 8: IEEE 802.11ac U-NII Band III 40MHz Link Mode _ ANT1

5755

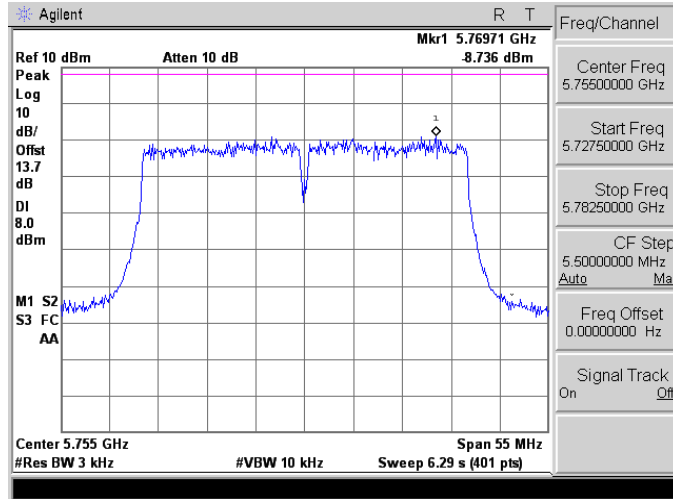


5795

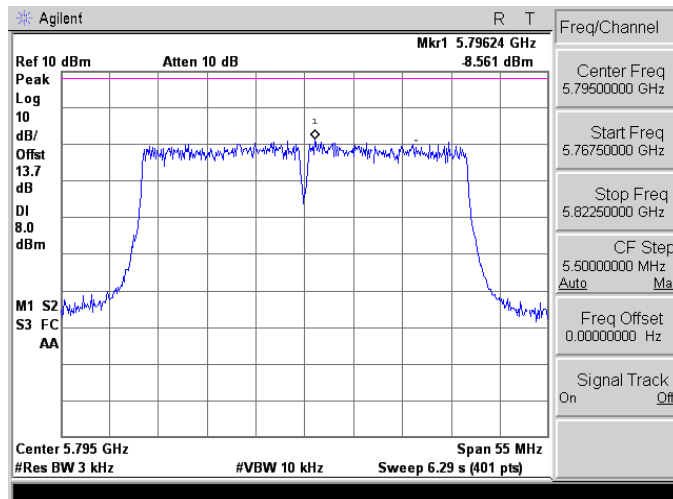


Mode 8: IEEE 802.11ac U-NII Band III 40MHz Link Mode _ ANT2

5755

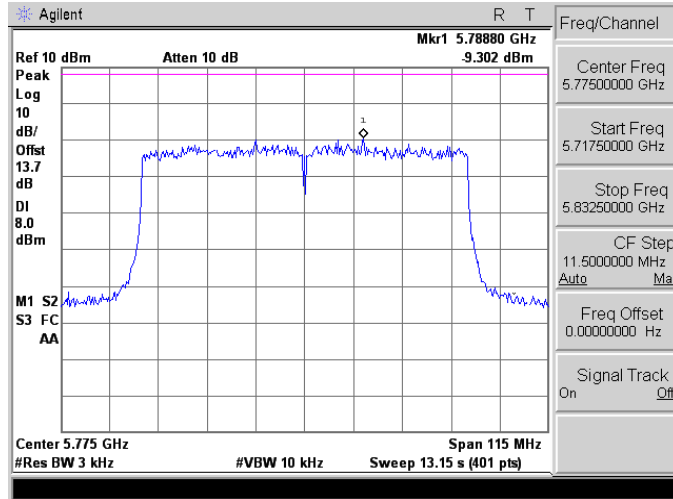


5795



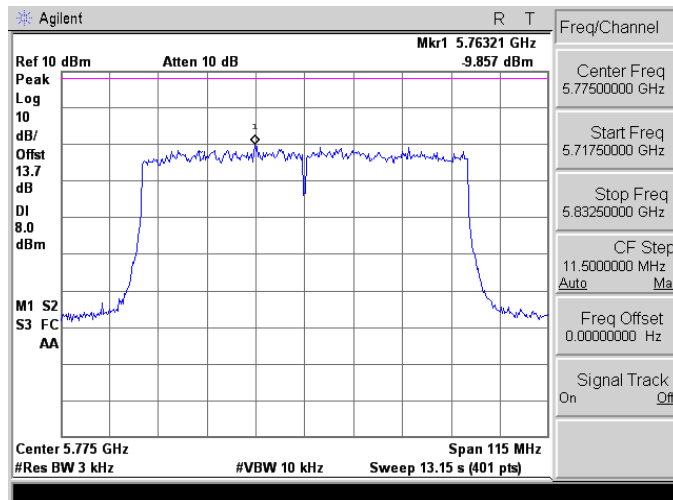
Mode 9: IEEE 802.11ac U-NII Band III 80MHz Link Mode _ ANT0

5775



Mode 9: IEEE 802.11ac U-NII Band III 80MHz Link Mode _ ANT1

5755



Mode 9: IEEE 802.11ac U-NII Band III 80MHz Link Mode _ ANT2

5775

