



# FCC RADIO TEST REPORT

**FCC ID** : TE7RE505X  
**Equipment** : AX1500 Wi-Fi Range Extender  
**Brand Name** : tp-link  
**Model Name** : RE505X  
**Applicant** : TP-Link Technologies Co., Ltd.  
Building 24 (floors 1,3,4,5) and 28 (floors1-4),  
Central Science and Technology Park,Nanshan  
Shenzhen, 518057 China  
**Manufacturer** : TP-Link Technologies Co., Ltd.  
Building 24 (floors 1,3,4,5) and 28 (floors1-4),  
Central Science and Technology Park,Nanshan  
Shenzhen, 518057 China  
**Standard** : 47 CFR FCC Part 15.407

The product was received on Sep. 23, 2019, and testing was started from Oct. 16, 2019 and completed on Nov. 27, 2019. We, SPORTON INTERNATIONAL INC. EMC & Wireless Communications Laboratory, would like to declare that the tested sample has been evaluated in accordance with the procedures given in ANSI C63.10-2013 and shown compliance with the applicable technical standards.

The report must not be used by the client to claim product certification, approval, or endorsement by TAF or any agency of government.

The test results in this variant report apply exclusively to the tested model / sample. Without written approval of SPORTON INTERNATIONAL INC. EMC & Wireless Communications Laboratory, the test report shall not be reproduced except in full.

Approved by: Sam Chen

**SPORTON INTERNATIONAL INC. EMC & Wireless Communications Laboratory**  
No. 52, Huaya 1st Rd., Guishan Dist., Taoyuan City, Taiwan (R.O.C.)



# Table of Contents

History of this test report.....3

Summary of Test Result.....4

**1 General Description .....5**

1.1 Information.....5

1.2 Applicable Standards .....10

1.3 Testing Location Information.....10

1.4 Measurement Uncertainty .....10

**2 Test Configuration of EUT .....11**

2.1 Test Channel Mode .....11

2.2 The Worst Case Measurement Configuration.....13

2.3 EUT Operation during Test .....14

2.4 Accessories .....15

2.5 Support Equipment.....15

2.6 Test Setup Diagram .....16

**3 Transmitter Test Result .....18**

3.1 Emission Bandwidth .....18

3.2 Maximum Conducted Output Power .....20

3.3 Peak Power Spectral Density.....22

3.4 Unwanted Emissions.....25

**4 Test Equipment and Calibration Data .....28**

**Appendix A. Test Results of Emission Bandwidth**

**Appendix B. Test Results of Maximum Conducted Output Power**

**Appendix C. Test Results of Peak Power Spectral Density**

**Appendix D. Test Results of Unwanted Emissions**

**Appendix E. Test Photos**

**Photographs of EUT v01**



### History of this test report

Report No.	Version	Description	Issued Date
FR991919-01	01	Initial issue of report	May 11, 2020
FR991919-01	02	Revise the information of Support Equipment on section 2.5.	May 15, 2020



### Summary of Test Result

Report Clause	Ref Std. Clause	Test Items	Result (PASS/FAIL)	Remark
1.1.2	15.203	Antenna Requirement	PASS	-
3.1	15.407(a)	Emission Bandwidth	PASS	-
3.2	15.407(a)	Maximum Conducted Output Power	PASS	-
3.3	15.407(a)	Peak Power Spectral Density	PASS	-
3.4	15.407(b)	Unwanted Emissions	PASS	-

**Declaration of Conformity:**

The test results with all measurement uncertainty excluded are presented in accordance with the regulation limits or requirements declared by manufacturers.

**Comments and Explanations:**

The declared of product specification for EUT presented in the report are provided by the manufacturer, and the manufacturer takes all the responsibilities for the accuracy of product specification.

**Reviewed by: Sam Chen**

**Report Producer: Viola Huang**



# 1 General Description

## 1.1 Information

### 1.1.1 RF General Information

Frequency Range (MHz)	IEEE Std. 802.11	Ch. Frequency (MHz)	Channel Number
5250-5350	a, n (HT20), ac (VHT20), ax (HEW20)	5260-5320	52-64 [4]
5470-5725		5500-5700	100-140 [11]
5250-5350	n (HT40), ac (VHT40), ax (HEW40)	5270-5310	54-62 [2]
5470-5725		5510-5670	102-134 [5]
5250-5350	ac (VHT80), ax (HEW80)	5290	58 [1]
5470-5725		5530-5610	106-122 [2]

Band	Mode	BWch (MHz)	Nant
5.25-5.35GHz	802.11a	20	2TX
5.25-5.35GHz	802.11n HT20	20	2TX
5.25-5.35GHz	802.11ac VHT20	20	2TX
5.25-5.35GHz	802.11ac VHT20-BF	20	2TX
5.25-5.35GHz	802.11ax HEW20	20	2TX
5.25-5.35GHz	802.11ax HEW20-BF	20	2TX
5.25-5.35GHz	802.11n HT40	40	2TX
5.25-5.35GHz	802.11ac VHT40	40	2TX
5.25-5.35GHz	802.11ac VHT40-BF	40	2TX
5.25-5.35GHz	802.11ax HEW40	40	2TX
5.25-5.35GHz	802.11ax HEW40-BF	40	2TX
5.25-5.35GHz	802.11ac VHT80	80	2TX
5.25-5.35GHz	802.11ac VHT80-BF	80	2TX
5.25-5.35GHz	802.11ax HEW80	80	2TX
5.25-5.35GHz	802.11ax HEW80-BF	80	2TX
5.47-5.725GHz	802.11a	20	2TX
5.47-5.725GHz	802.11n HT20	20	2TX
5.47-5.725GHz	802.11ac VHT20	20	2TX
5.47-5.725GHz	802.11ac VHT20-BF	20	2TX
5.47-5.725GHz	802.11ax HEW20	20	2TX
5.47-5.725GHz	802.11ax HEW20-BF	20	2TX
5.47-5.725GHz	802.11n HT40	40	2TX
5.47-5.725GHz	802.11ac VHT40	40	2TX
5.47-5.725GHz	802.11ac VHT40-BF	40	2TX
5.47-5.725GHz	802.11ax HEW40	40	2TX



Band	Mode	BWch (MHz)	Nant
5.47-5.725GHz	802.11ax HEW40-BF	40	2TX
5.47-5.725GHz	802.11ac VHT80	80	2TX
5.47-5.725GHz	802.11ac VHT80-BF	80	2TX
5.47-5.725GHz	802.11ax HEW80	80	2TX
5.47-5.725GHz	802.11ax HEW80-BF	80	2TX

**Note:**

- ◆ 11a, HT20 and HT40 use a combination of OFDM-BPSK, QPSK, 16QAM, 64QAM modulation.
- ◆ VHT20, VHT40, VHT80 use a combination of OFDM-BPSK, QPSK, 16QAM, 64QAM, 256QAM, 1024QAM modulation.
- ◆ HEW20, HEW40, HEW80 use a combination of OFDMA-BPSK, QPSK, 16QAM, 64QAM, 256QAM, 1024QAM modulation.
- ◆ BWch is the nominal channel bandwidth.



1.1.2 Antenna Information

Ant.	Port		Brand	Model Name	Antenna Type	Connector	Gain (dBi)	
	WLAN 2.4GHz	WLAN 5GHz					WLAN 2.4GHz	WLAN 5GHz
1	1	2	tp-link	3101502662	Dipole	I-PEX	3	5
2	2	1	tp-link	3101502662	Dipole	I-PEX	3	5

Note: The above information was declared by manufacturer.

**For 2.4GHz function:**

**For IEEE 802.11b mode (1TX/1RX):**

Only Port 1 can be used as transmitting/receiving antenna.

**For IEEE 802.11g/n mode (2TX/2RX):**

Port 1 and Port 2 can be used as transmitting/receiving antenna.

Port 1 and Port 2 could transmit/receive simultaneously.

**For 5GHz function:**

**For IEEE 802.11a/n/ac/ax mode (2TX/2RX):**

Port 1 and Port 2 can be used as transmitting/receiving antenna.

Port 1 and Port 2 could transmit/receive simultaneously.



1.1.3 Mode Test Duty Cycle

Mode	DC	DCF(dB)	T(s)	VBW(Hz) ≥ 1/T
802.11a	0.952	0.21	2.065m	1k
802.11ac VHT20-BF	0.933	0.3	3.84m	300
802.11ac VHT40-BF	0.945	0.25	3.025m	1k
802.11ac VHT80-BF	0.958	0.19	3.69m	300
802.11ax HEW20-BF	0.949	0.23	3.21m	1k
802.11ax HEW40-BF	0.944	0.25	3.248m	1k
802.11ax HEW80-BF	0.937	0.28	4.17m	300

Note:

- ◆ DC is Duty Cycle.
- ◆ DCF is Duty Cycle Factor.

1.1.4 EUT Operational Condition

<b>EUT Power Type</b>	Internal power supply			
<b>Beamforming Function</b>	<input checked="" type="checkbox"/>	With beamforming	<input type="checkbox"/>	Without beamforming
	For 802.11ac/ax in 5GHz			
<b>Weather Band</b>	<input checked="" type="checkbox"/>	With 5600~5650MHz	<input type="checkbox"/>	Without 5600~5650MHz
<b>Function</b>	<input type="checkbox"/>	Outdoor P2M	<input checked="" type="checkbox"/>	Indoor P2M
	<input type="checkbox"/>	Fixed P2P	<input type="checkbox"/>	Client
<b>TPC Function</b>	<input checked="" type="checkbox"/>	With TPC	<input type="checkbox"/>	Without TPC
<b>Test Software Version</b>	Mtool ver 3.1.0.3			

Note: The above information was declared by manufacturer.

1.1.5 Table for EUT support function

Function
AP (Master) Mode
Extender (Master + Client without radar detection) Mode





### 1.1.6 Table for Class II Change

This product is an extension of original one reported under Sporton project number: FR991919AB

Below is the table for the change of the product with respect to the original one.

<b>Modifications</b>	<b>Performance Checking</b>
Adding U-NII-2A and U-NII-2C bands (5250~5350 MHz, 5470~5725 MHz) for this device.	<ol style="list-style-type: none"><li>1. Emission Bandwidth</li><li>2. Maximum Conducted Output Power</li><li>3. Peak Power Spectral Density</li><li>4. Unwanted Emissions above 1GHz</li></ol>



### 1.2 Applicable Standards

According to the specifications of the manufacturer, the EUT must comply with the requirements of the following standards:

- ♦ 47 CFR FCC Part 15
- ♦ ANSI C63.10-2013
- ♦ FCC KDB 789033 D02 v02r01
- ♦ FCC KDB 662911 D01 v02r01
- ♦ FCC KDB 412172 D01 v01r01
- ♦ FCC KDB 414788 D01 v01r01

### 1.3 Testing Location Information

Testing Location		
<input type="checkbox"/>	HWA YA	ADD : No. 52, Huaya 1st Rd., Guishan Dist., Taoyuan City, Taiwan (R.O.C.) TEL : 886-3-327-3456 FAX : 886-3-327-0973
<input checked="" type="checkbox"/>	JHUBEI	ADD : No.8, Lane 724, Bo-ai St., Jhubei City, HsinChu County 302, Taiwan, R.O.C. TEL : 886-3-656-9065 FAX : 886-3-656-9085

Test Condition	Test Site No.	Test Engineer	Test Environment	Test Date
RF Conducted	TH01-CB	Eddie Weng	24~25.8°C / 57~59%	Oct. 21, 2019 ~ Nov. 27, 2019
Radiated>1GHz	03CH06-CB	KJ Chang	24.1~25.7°C / 55~58%	Oct. 16, 2019 ~ Nov. 26, 2019

Test site Designation No. TW0006 with FCC  
Test site registered number IC 4086D with Industry Canada.

### 1.4 Measurement Uncertainty

ISO/IEC 17025 requires that an estimate of the measurement uncertainties associated with the emissions test results be included in the report. The measurement uncertainties given below are based on a 95% confidence level (based on a coverage factor (k=2))

Test Items	Uncertainty	Remark
Radiated Emission (1GHz ~ 18GHz)	4.3 dB	Confidence levels of 95%
Radiated Emission (18GHz ~ 40GHz)	5.1 dB	Confidence levels of 95%
Conducted Emission	2.4 dB	Confidence levels of 95%
Output Power Measurement	1.5 dB	Confidence levels of 95%
Power Density Measurement	2.4 dB	Confidence levels of 95%
Bandwidth Measurement	2%	Confidence levels of 95%



## 2 Test Configuration of EUT

### 2.1 Test Channel Mode

Mode	Power Setting
802.11a_Nss1,(6Mbps)_2TX	-
5260MHz	77
5300MHz	78
5320MHz	75
5500MHz	71
5580MHz	77
5700MHz	60
802.11ac VHT20-BF_Nss1,(MCS0)_2TX	-
5260MHz	71
5300MHz	75
5320MHz	79
5500MHz	71
5580MHz	75
5700MHz	33
802.11ac VHT40-BF_Nss1,(MCS0)_2TX	-
5270MHz	89
5310MHz	38
5510MHz	25
5550MHz	94
5670MHz	60
802.11ac VHT80-BF_Nss1,(MCS0)_2TX	-
5290MHz	35
5530MHz	28
5610MHz	94
802.11ax HEW20-BF_Nss1,(MCS0)_2TX	-
5260MHz	75
5300MHz	79
5320MHz	79
5500MHz	50
5580MHz	79
5700MHz	30
802.11ax HEW40-BF_Nss1,(MCS0)_2TX	-
5270MHz	75
5310MHz	42
5510MHz	28
5550MHz	84



Mode	Power Setting
5670MHz	63
802.11ax HEW80-BF_Nss1,(MCS0)_2TX	-
5290MHz	35
5530MHz	28
5610MHz	28

**Note:**

- ◆ There are two modes of EUT. One is beamforming mode, and the other is non-beamforming mode, after evaluating, beamforming mode has been evaluated to be the worst case, so it was selected to test and record in this test report.
- ◆ VHT20/VHT40 covers HT20/HT40, due to same modulation. The power setting for 802.11n HT20 and HT40 are the same or lower than 802.11ac VHT20 and VHT40.



### 2.2 The Worst Case Measurement Configuration

The Worst Case Mode for Following Conformance Tests	
<b>Tests Item</b>	Emission Bandwidth Maximum Conducted Output Power Peak Power Spectral Density
<b>Test Condition</b>	Conducted measurement at transmit chains

The Worst Case Mode for Following Conformance Tests	
<b>Tests Item</b>	Unwanted Emissions
<b>Test Condition</b>	Radiated measurement If EUT consist of multiple antenna assembly (multiple antenna are used in EUT regardless of spatial multiplexing MIMO configuration), the radiated test should be performed with highest antenna gain of each antenna type.
<b>Operating Mode &gt; 1GHz</b>	CTX
The EUT was performed at Y axis + antenna in vertical, Z axis + antenna in 90° and Z axis + antenna in 180° position, and the worst case was found at Z axis + antenna in 180°. So the measurement will follow this same test configuration.	
1	EUT in Z axis + antenna in 180°

The Worst Case Mode for Following Conformance Tests	
<b>Tests Item</b>	Simultaneous Transmission Analysis - Co-location RF Exposure Evaluation
<b>Operating Mode</b>	
1	WLAN 2.4GHz + WLAN 5GHz
Refer to Sporton Test Report No.: FA991919-01 for Co-location RF Exposure Evaluation.	



## **2.3 EUT Operation during Test**

For CTX Mode:

non-beamforming mode:

The EUT was programmed to be in continuously transmitting mode.

beamforming mode:

During the test, the following programs under WIN 7 were executed.

The program was executed as follows:

1. During the test, the EUT operation to normal function.
2. Executed command fixed test channel under Telnet.
3. Executed "Lantest.exe" to link with the remote workstation to transmit and receive packet by RX device and transmit duty cycle no less than 98%.



## 2.4 Accessories

N/A

## 2.5 Support Equipment

For Radiated (above 1GHz) and RF Conducted:

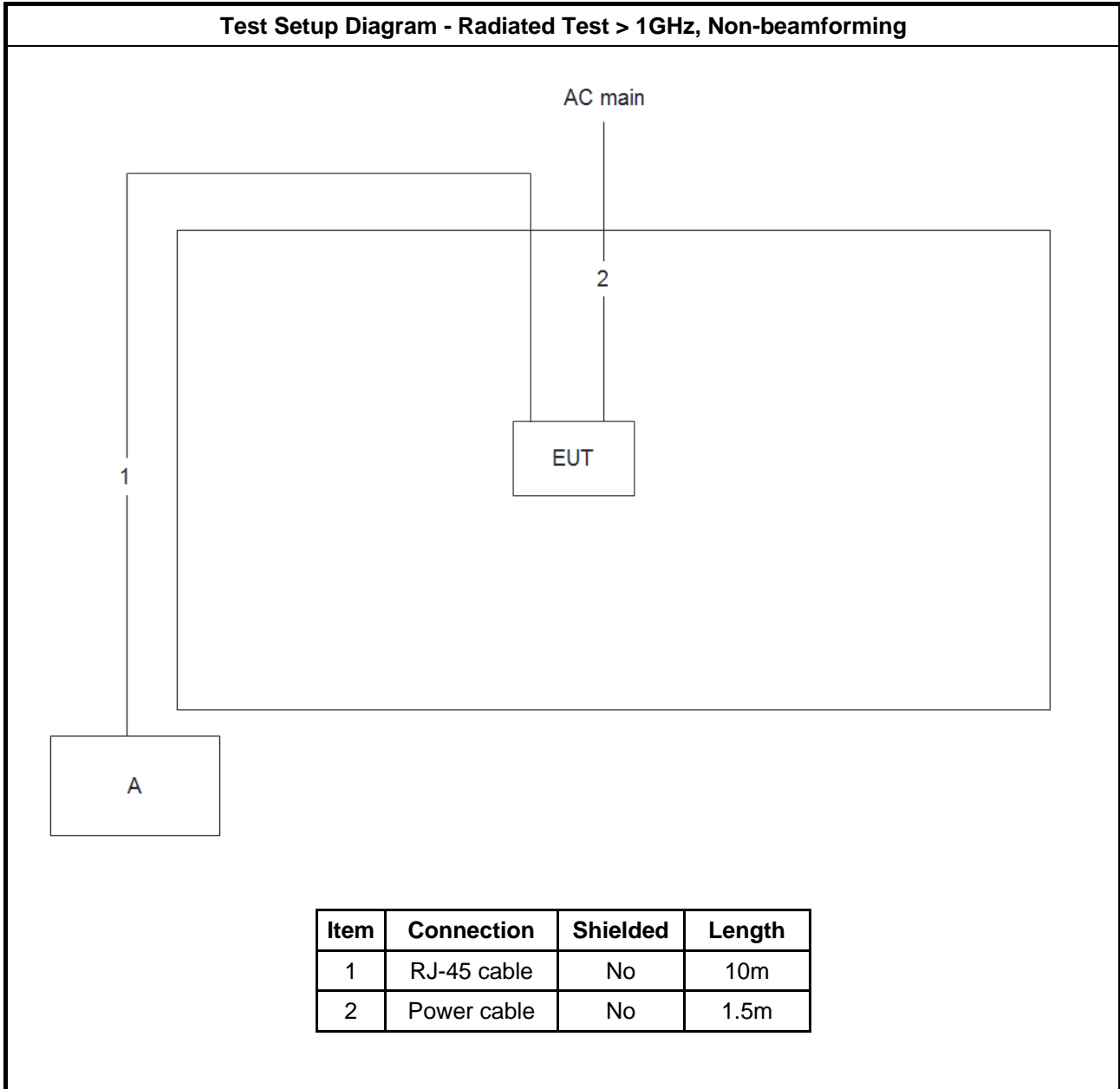
Non-beamforming mode:

Support Equipment				
No.	Equipment	Brand Name	Model Name	FCC ID
A	Notebook	DELL	E4300	N/A

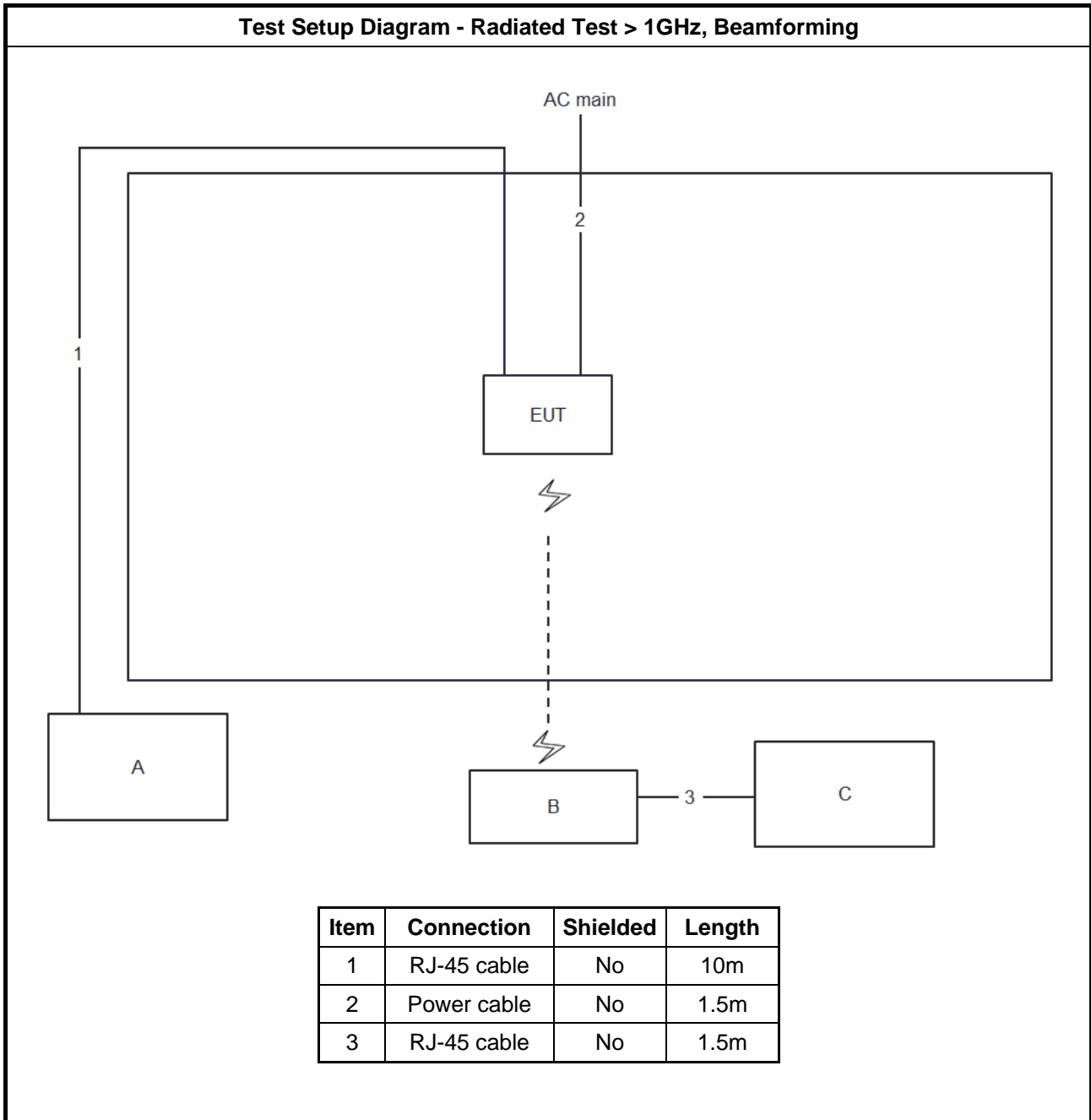
Bbeamforming mode:

Support Equipment				
No.	Equipment	Brand Name	Model Name	FCC ID
A	Notebook	DELL	E4300	N/A
B	RX device	tp-link	RE505X	TE7RE505X
C	Notebook	DELL	E4300	N/A

## 2.6 Test Setup Diagram









### 3 Transmitter Test Result

#### 3.1 Emission Bandwidth

##### 3.1.1 Emission Bandwidth Limit

Emission Bandwidth Limit	
<b>UNII Devices</b>	
<input type="checkbox"/>	For the 5.15-5.25 GHz band, N/A
<input checked="" type="checkbox"/>	For the 5.25-5.35 GHz band, the maximum conducted output power shall not exceed the lesser of 250 mW or 11 dBm + 10 log B, where B is the 26 dB emission bandwidth in MHz.
<input checked="" type="checkbox"/>	For the 5.47-5.725 GHz band, the maximum conducted output power shall not exceed the lesser of 250 mW or 11 dBm + 10 log B, where B is the 26 dB emission bandwidth in MHz.
<input type="checkbox"/>	For the 5.725-5.85 GHz band, 6 dB emission bandwidth ≥ 500kHz.
<b>LE-LAN Devices</b>	
<input type="checkbox"/>	For the band 5.15-5.25 GHz, the maximum e.i.r.p. shall not exceed 200 mW or 10 + 10 log B, dBm, whichever power is less. B is the 99% emission bandwidth in MHz.
<input type="checkbox"/>	For the 5.25-5.35 GHz band, the maximum e.i.r.p. shall not exceed 1.0 W or 17 + 10 log B, dBm, whichever power is less. B is the 99% emission bandwidth in MHz
<input type="checkbox"/>	For the 5.47-5.6 GHz band and 5.65-5.725 GHz band, the maximum e.i.r.p. shall not exceed 1.0 W or 17 + 10 log B, dBm, whichever power is less. B is the 99% emission bandwidth in MHz
<input type="checkbox"/>	For the 5.725-5.85 GHz band, 6 dB emission bandwidth ≥ 500kHz.

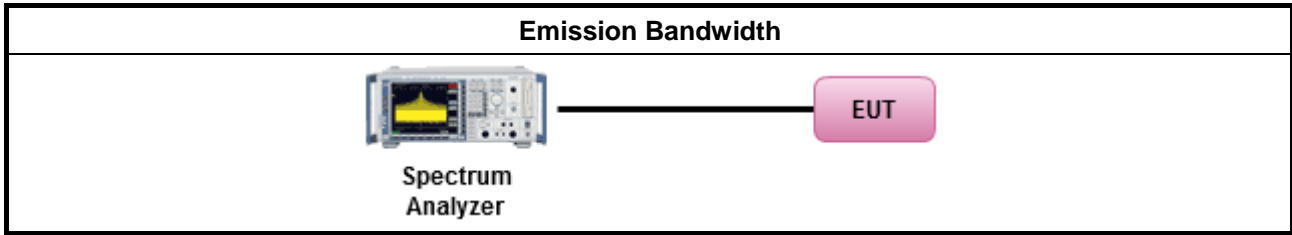
##### 3.1.2 Measuring Instruments

Refer a test equipment and calibration data table in this test report.

##### 3.1.3 Test Procedures

Test Method	
▪ For the emission bandwidth shall be measured using one of the options below:	
<input checked="" type="checkbox"/>	Refer as FCC KDB 789033, clause C for EBW and clause D for OBW measurement.
<input type="checkbox"/>	Refer as ANSI C63.10, clause 6.9.1 for occupied bandwidth testing.
<input type="checkbox"/>	Refer as IC RSS-Gen, clause 4.6 for bandwidth testing.

### 3.1.4 Test Setup



### 3.1.5 Test Result of Emission Bandwidth

Refer as Appendix A



### 3.2 Maximum Conducted Output Power

#### 3.2.1 Maximum Conducted Output Power Limit

Maximum Conducted Output Power Limit	
<b>UNII Devices</b>	
<input type="checkbox"/> For the 5.15-5.25 GHz band:	
	<ul style="list-style-type: none"> <li>▪ Outdoor AP: the maximum conducted output power (<math>P_{Out}</math>) shall not exceed the lesser of 1 W. If <math>G_{TX} &gt; 6</math> dBi, then <math>P_{Out} = 30 - (G_{TX} - 6)</math>. e.i.r.p. at any elevation angle above 30 degrees <math>\leq 125mW</math> [21dBm]</li> <li>▪ Indoor AP: the maximum conducted output power (<math>P_{Out}</math>) shall not exceed the lesser of 1 W. If <math>G_{TX} &gt; 6</math> dBi, then <math>P_{Out} = 30 - (G_{TX} - 6)</math></li> <li>▪ Point-to-point AP: the maximum conducted output power (<math>P_{Out}</math>) shall not exceed the lesser of 1 W. If <math>G_{TX} &gt; 23</math> dBi, then <math>P_{Out} = 30 - (G_{TX} - 23)</math>.</li> <li>▪ Mobile or Portable Client: the maximum conducted output power (<math>P_{Out}</math>) shall not exceed the lesser of 250 mW. If <math>G_{TX} &gt; 6</math> dBi, then <math>P_{Out} = 24 - (G_{TX} - 6)</math>.</li> </ul>
<input checked="" type="checkbox"/> For the 5.25-5.35 GHz band, the maximum conducted output power ( $P_{Out}$ ) shall not exceed the lesser of 250 mW or $11 \text{ dBm} + 10 \log B$ , where B is the 26 dB emission bandwidth in MHz. If $G_{TX} > 6$ dBi, then $P_{Out} = 24 - (G_{TX} - 6)$ .	
<input checked="" type="checkbox"/> For the 5.47-5.725 GHz band, the maximum conducted output power ( $P_{Out}$ ) shall not exceed the lesser of 250 mW or $11 \text{ dBm} + 10 \log B$ , where B is the 26 dB emission bandwidth in MHz. If $G_{TX} > 6$ dBi, then $P_{Out} = 24 - (G_{TX} - 6)$ .	
<input type="checkbox"/> For the 5.725-5.85 GHz band:	
	<ul style="list-style-type: none"> <li>▪ Point-to-multipoint systems (P2M): the maximum conducted output power (<math>P_{Out}</math>) shall not exceed the lesser of 1 W. If <math>G_{TX} &gt; 6</math> dBi, then <math>P_{Out} = 30 - (G_{TX} - 6)</math>.</li> <li>▪ Point-to-point systems (P2P): the maximum conducted output power (<math>P_{Out}</math>) shall not exceed the lesser of 1 W.</li> </ul>
<b>LE-LAN Devices</b>	
<input type="checkbox"/> For the 5.15-5.25 GHz band, the maximum e.i.r.p. shall not exceed 200 mW or $10 + 10 \log B$ , dBm, whichever power is less. B is the 99% emission bandwidth in MHz.	
<input type="checkbox"/> For the 5.25-5.35 GHz band, the maximum e.i.r.p. shall not exceed 1.0 W or $17 + 10 \log B$ , dBm, whichever power is less. B is the 99% emission bandwidth in MHz	
<input type="checkbox"/> For the 5.47-5.6 GHz band and 5.65-5.725 GHz band, the maximum e.i.r.p. shall not exceed 1.0 W or $17 + 10 \log B$ , dBm, whichever power is less. B is the 99% emission bandwidth in MHz	
<input type="checkbox"/> For the 5.725-5.85 GHz band:	
	<ul style="list-style-type: none"> <li>▪ Point-to-multipoint systems (P2M): the maximum conducted output power (<math>P_{Out}</math>) shall not exceed the lesser of 1 W. If <math>G_{TX} &gt; 6</math> dBi, then <math>P_{Out} = 30 - (G_{TX} - 6)</math>.</li> <li>▪ Point-to-point systems (P2P): the maximum conducted output power (<math>P_{Out}</math>) shall not exceed the lesser of 1 W.</li> </ul>
$P_{Out}$ = maximum conducted output power in dBm, $G_{TX}$ = the maximum transmitting antenna directional gain in dBi.	


### 3.2.2 Measuring Instruments

Refer a test equipment and calibration data table in this test report.

### 3.2.3 Test Procedures

Test Method	
<ul style="list-style-type: none"> <li>▪ Maximum Conducted Output Power</li> </ul>	
Average over on/off periods with duty factor	
<input type="checkbox"/> Refer as FCC KDB 789033, clause E Method SA-2 (spectral trace averaging).	
<input type="checkbox"/> Refer as FCC KDB 789033, clause E Method SA-2 Alt. (RMS detection with slow sweep speed)	
Wideband RF power meter and average over on/off periods with duty factor	
<input checked="" type="checkbox"/> Refer as FCC KDB 789033, clause E Method PM-G (using an RF average power meter).	
<ul style="list-style-type: none"> <li>▪ For conducted measurement.</li> </ul>	
<ul style="list-style-type: none"> <li>▪ If the EUT supports multiple transmit chains using options given below: Refer as FCC KDB 662911, In-band power measurements. Using the measure-and-sum approach, measured all transmit ports individually. Sum the power (in linear power units e.g., mW) of all ports for each individual sample and save them.</li> </ul>	
<ul style="list-style-type: none"> <li>▪ If multiple transmit chains, EIRP calculation could be following as methods:  <math>P_{total} = P_1 + P_2 + \dots + P_n</math>            (calculated in linear unit [mW] and transfer to log unit [dBm])  <math>EIRP_{total} = P_{total} + DG</math> </li> </ul>	

### 3.2.4 Test Setup



### 3.2.5 Test Result of Maximum Conducted Output Power

Refer as Appendix B



### 3.3 Peak Power Spectral Density

#### 3.3.1 Peak Power Spectral Density Limit

Peak Power Spectral Density Limit	
<b>UNII Devices</b>	
<input type="checkbox"/> For the 5.15-5.25 GHz band:	
	<ul style="list-style-type: none"> <li>▪ Outdoor AP: the peak power spectral density (PPSD) shall not exceed the lesser of 17dBm/MHz. If <math>G_{TX} &gt; 6</math> dBi, then <math>P_{Out} = 17 - (G_{TX} - 6)</math>.</li> <li>▪ Indoor AP: the peak power spectral density (PPSD) shall not exceed the lesser of 17dBm/MHz. If <math>G_{TX} &gt; 6</math> dBi, then <math>P_{Out} = 17 - (G_{TX} - 6)</math>.</li> <li>▪ Point-to-point AP: the peak power spectral density (PPSD) shall not exceed the lesser of 17dBm/MHz. If <math>G_{TX} &gt; 23</math> dBi, then <math>P_{Out} = 17 - (G_{TX} - 23)</math>.</li> <li>▪ Mobile or Portable Client: the peak power spectral density (PPSD) <math>\leq 11</math> dBm/MHz. If <math>G_{TX} &gt; 6</math> dBi, then <math>PPSD = 11 - (G_{TX} - 6)</math>.</li> </ul>
<input checked="" type="checkbox"/> For the 5.25-5.35 GHz band, the peak power spectral density (PPSD) $\leq 11$ dBm/MHz. If $G_{TX} > 6$ dBi, then $PPSD = 11 - (G_{TX} - 6)$ .	
<input checked="" type="checkbox"/> For the 5.47-5.725 GHz band, the peak power spectral density (PPSD) $\leq 11$ dBm/MHz. If $G_{TX} > 6$ dBi, then $PPSD = 11 - (G_{TX} - 6)$ .	
<input type="checkbox"/> For the 5.725-5.85 GHz band:	
	<ul style="list-style-type: none"> <li>▪ Point-to-multipoint systems (P2M): the peak power spectral density (PPSD) <math>\leq 30</math> dBm/500kHz. If <math>G_{TX} &gt; 6</math> dBi, then <math>PPSD = 30 - (G_{TX} - 6)</math>.</li> <li>▪ Point-to-point systems (P2P): the peak power spectral density (PPSD) <math>\leq 30</math> dBm/500kHz.</li> </ul>
<b>LE-LAN Devices</b>	
<input type="checkbox"/> For the 5.15-5.25 GHz band, the e.i.r.p. peak power spectral density (PPSD) $\leq 10$ dBm/MHz.	
<input type="checkbox"/> For the 5.25-5.35 GHz band, the peak power spectral density (PPSD) $\leq 11$ dBm/MHz.	
	<ul style="list-style-type: none"> <li>▪ e.i.r.p. greater than 200 mW shall comply with the following e.i.r.p. at different elevations, where <math>\theta</math> is the angle above the local horizontal plane (of the Earth) as shown below:            -13 dBW/MHz for <math>0^\circ \leq \theta &lt; 8^\circ</math> ; -13 - 0.716 (<math>\theta-8</math>) dBW/MHz for <math>8^\circ \leq \theta &lt; 40^\circ</math>            -35.9 - 1.22 (<math>\theta-40</math>) dBW/MHz for <math>40^\circ \leq \theta \leq 45^\circ</math> ; -42 dBW/MHz for <math>\theta &gt; 45^\circ</math></li> </ul>
<input type="checkbox"/> For the 5.47-5.6 GHz band and 5.65-5.725 GHz band, the peak power spectral density (PPSD) $\leq 11$ dBm/MHz.	
<input type="checkbox"/> For the 5.725-5.85 GHz band:	
	<ul style="list-style-type: none"> <li>▪ Point-to-multipoint systems (P2M): the peak power spectral density (PPSD) <math>\leq 30</math> dBm/500kHz. If <math>G_{TX} &gt; 6</math> dBi, then <math>PPSD = 30 - (G_{TX} - 6)</math>.</li> <li>▪ Point-to-point systems (P2P): the peak power spectral density (PPSD) <math>\leq 30</math> dBm/500kHz.</li> </ul>
<p><b>PPSD</b> = peak power spectral density that he same method as used to determine the conducted output power shall be used to determine the power spectral density. And power spectral density in dBm/MHz  <b><math>G_{TX}</math></b> = the maximum transmitting antenna directional gain in dBi.</p>	

#### 3.3.2 Measuring Instruments

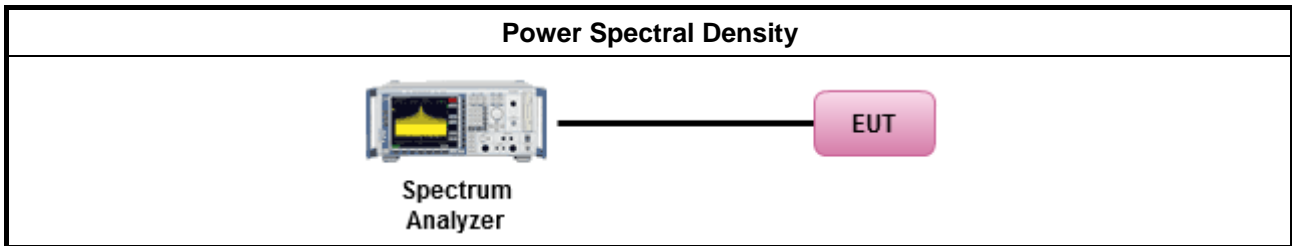
Refer a test equipment and calibration data table in this test report.



3.3.3 Test Procedures

Test Method	
<ul style="list-style-type: none"> <li>▪ Peak power spectral density procedures that the same method as used to determine the conducted output power shall be used to determine the peak power spectral density and use the peak search function on the spectrum analyzer to find the peak of the spectrum. For the peak power spectral density shall be measured using below options:</li> </ul>	
<input type="checkbox"/>	Refer as FCC KDB 789033, F5) power spectral density can be measured using resolution bandwidths < 1 MHz provided that the results are integrated over 1 MHz bandwidth
[duty cycle ≥ 98% or external video / power trigger]	
<input checked="" type="checkbox"/>	Refer as FCC KDB 789033, clause E Method SA-1 (spectral trace averaging).
<input type="checkbox"/>	Refer as FCC KDB 789033, clause E Method SA-1 Alt. (RMS detection with slow sweep speed)
duty cycle < 98% and average over on/off periods with duty factor	
<input checked="" type="checkbox"/>	Refer as FCC KDB 789033, clause E Method SA-2 (spectral trace averaging).
<input type="checkbox"/>	Refer as FCC KDB 789033, clause E Method SA-2 Alt. (RMS detection with slow sweep speed)
<ul style="list-style-type: none"> <li>▪ For conducted measurement.</li> </ul>	
<ul style="list-style-type: none"> <li>▪ If the EUT supports multiple transmit chains using options given below:</li> </ul>	
<input checked="" type="checkbox"/>	Option 1: Measure and sum the spectra across the outputs. Refer as FCC KDB 662911, In-band power spectral density (PSD). Sample all transmit ports simultaneously using a spectrum analyzer for each transmit port. Where the trace bin-by-bin of each transmit port summing can be performed. (i.e., in the first spectral bin of output 1 is summed with that in the first spectral bin of output 2 and that from the first spectral bin of output 3, and so on up to the NTX output to obtain the value for the first frequency bin of the summed spectrum.). Add up the amplitude (power) values for the different transmit chains and use this as the new data trace.
<input type="checkbox"/>	Option 2: Measure and sum spectral maxima across the outputs. With this technique, spectra are measured at each output of the device at the required resolution bandwidth. The maximum value (peak) of each spectrum is determined. These maximum values are then summed mathematically in linear power units across the outputs. These operations shall be performed separately over frequency spans that have different out-of-band or spurious emission limits,
<input type="checkbox"/>	Option 3: Measure and add 10 log(N) dB, where N is the number of transmit chains. Refer as FCC KDB 662911, In-band power spectral density (PSD). Performed at each transmit chains and each transmit chains shall be compared with the limit have been reduced with 10 log(N). Or each transmit chains shall be add 10 log(N) to compared with the limit.
<ul style="list-style-type: none"> <li>▪ If multiple transmit chains, EIRP PPSD calculation could be following as methods:  <math>PPSD_{total} = PPSD_1 + PPSD_2 + \dots + PPSD_n</math>            (calculated in linear unit [mW] and transfer to log unit [dBm])  <math>EIRP_{total} = PPSD_{total} + DG</math> </li> </ul>	

### 3.3.4 Test Setup



### 3.3.5 Test Result of Peak Power Spectral Density

Refer as Appendix C





### 3.4 Unwanted Emissions

#### 3.4.1 Transmitter Unwanted Emissions Limit

Unwanted emissions below 1 GHz and restricted band emissions above 1GHz limit			
Frequency Range (MHz)	Field Strength (uV/m)	Field Strength (dBuV/m)	Measure Distance (m)
0.009~0.490	2400/F(kHz)	48.5 - 13.8	300
0.490~1.705	24000/F(kHz)	33.8 - 23	30
1.705~30.0	30	29	30
30~88	100	40	3
88~216	150	43.5	3
216~960	200	46	3
Above 960	500	54	3

Note 1: Test distance for frequencies at or above 30 MHz, measurements may be performed at a distance other than the limit distance provided they are not performed in the near field and the emissions to be measured can be detected by the measurement equipment. When performing measurements at a distance other than that specified, the results shall be extrapolated to the specified distance using an extrapolation factor of 20 dB/decade (inverse of linear distance for field-strength measurements, inverse of linear distance-squared for power-density measurements).

Note 2: Test distance for frequencies at below 30 MHz, measurements may be performed at a distance closer than the EUT limit distance; however, an attempt should be made to avoid making measurements in the near field. When performing measurements below 30 MHz at a closer distance than the limit distance, the results shall be extrapolated to the specified distance by either making measurements at a minimum of two or more distances on at least one radial to determine the proper extrapolation factor or by using the square of an inverse linear distance extrapolation factor (40 dB/decade). The test report shall specify the extrapolation method used to determine compliance of the EUT.

Note 3: Using the distance of 1m during the test for above 18 GHz, and the test value to correct for the distance factor at 3m.

Un-restricted band emissions above 1GHz Limit	
Operating Band	Limit
<input type="checkbox"/> 5.15 - 5.25 GHz	e.i.r.p. -27 dBm [68.2 dBuV/m@3m]
<input checked="" type="checkbox"/> 5.25 - 5.35 GHz	e.i.r.p. -27 dBm [68.2 dBuV/m@3m]
<input checked="" type="checkbox"/> 5.47 - 5.725 GHz	e.i.r.p. -27 dBm [68.2 dBuV/m@3m]
<input type="checkbox"/> 5.725 - 5.85 GHz	all emissions shall be limited to a level of -27 dBm/MHz at 75 MHz or more above or below the band edge increasing linearly to 10 dBm/MHz at 25 MHz above or below the band edge, and from 25 MHz above or below the band edge increasing linearly to a level of 15.6 dBm/MHz at 5 MHz above or below the band edge, and from 5 MHz above or below the band edge increasing linearly to a level of 27 dBm/MHz at the band edge.

Note 1: Measurements may be performed at a distance other than the limit distance provided they are not performed in the near field and the emissions to be measured can be detected by the measurement equipment. When performing measurements at a distance other than that specified, the results shall be extrapolated to the specified distance using an extrapolation factor of 20 dB/decade (inverse of



linear distance for field-strength measurements, inverse of linear distance-squared for power-density measurements).

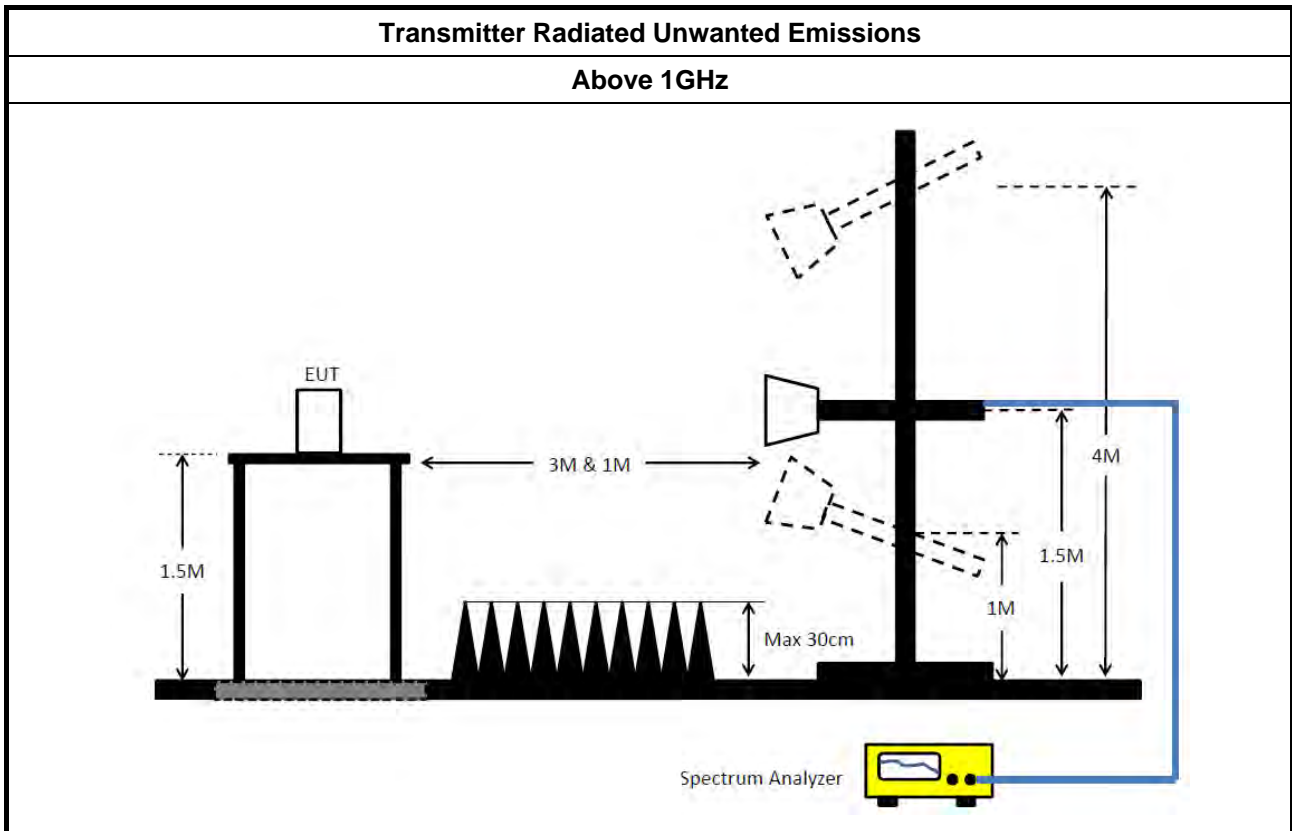
**3.4.2 Measuring Instruments**

Refer a test equipment and calibration data table in this test report.

**3.4.3 Test Procedures**

Test Method	
	<ul style="list-style-type: none"> <li>▪ Measurements may be performed at a distance other than the limit distance provided they are not performed in the near field and the emissions to be measured can be detected by the measurement equipment. Measurements shall not be performed at a distance greater than 30 m for frequencies above 30 MHz, unless it can be further demonstrated that measurements at a distance of 30 m or less are impractical. When performing measurements at a distance other than that specified, the results shall be extrapolated to the specified distance using an extrapolation factor of 20 dB/decade (inverse of linear distance for field-strength measurements, inverse of linear distance-squared for power-density measurements).</li> </ul>
	<ul style="list-style-type: none"> <li>▪ The average emission levels shall be measured in [duty cycle ≥ 98 or duty factor].</li> </ul>
	<ul style="list-style-type: none"> <li>▪ For the transmitter unwanted emissions shall be measured using following options below:               <ul style="list-style-type: none"> <li>▪ Refer as FCC KDB 789033, clause G)2) for unwanted emissions into non-restricted bands.</li> <li>▪ Refer as FCC KDB 789033, clause G)1) for unwanted emissions into restricted bands.                   <ul style="list-style-type: none"> <li><input type="checkbox"/> Refer as FCC KDB 789033, G)6) Method AD (Trace Averaging).</li> <li><input checked="" type="checkbox"/> Refer as FCC KDB 789033, G)6) Method VB (Reduced VBW).</li> <li><input type="checkbox"/> Refer as ANSI C63.10, clause 11.12.2.5.3 (Reduced VBW). VBW ≥ 1/T, where T is pulse time.</li> <li><input type="checkbox"/> Refer as ANSI C63.10, clause 7.5 average value of pulsed emissions.</li> <li><input checked="" type="checkbox"/> Refer as FCC KDB 789033, clause G)5) measurement procedure peak limit.</li> <li><input type="checkbox"/> Refer as ANSI C63.10, clause 4.1.4.2.2 measurement procedure peak limit.</li> </ul> </li> </ul> </li> </ul>
	<ul style="list-style-type: none"> <li>▪ For radiated measurement.               <ul style="list-style-type: none"> <li>▪ Refer as ANSI C63.10, clause 6.4 for radiated emissions below 30 MHz and test distance is 3m.</li> <li>▪ Refer as ANSI C63.10, clause 6.5 for radiated emissions 30 MHz to 1 GHz and test distance is 3m.</li> <li>▪ Refer as ANSI C63.10, clause 6.6 for radiated emissions above 1GHz.</li> </ul> </li> </ul>
	<ul style="list-style-type: none"> <li>▪ The any unwanted emissions level shall not exceed the fundamental emission level.</li> </ul>
	<ul style="list-style-type: none"> <li>▪ All amplitude of spurious emissions that are attenuated by more than 20 dB below the permissible value has no need to be reported.</li> </ul>

### 3.4.4 Test Setup



### 3.4.5 Measurement Results Calculation

The measured Level is calculated using:

Corrected Reading: Antenna Factor + Cable Loss + Read Level - Preamp Factor = Level.

### 3.4.6 Transmitter Unwanted Emissions (Below 30MHz)

There is a comparison data of both open-field test site and alternative test site - semi-Anechoic chamber according to KDB414788 Radiated Test Site, and the result came out very similar.

All amplitude of spurious emissions that are attenuated by more than 20 dB below the permissible value has no need to be reported.

The radiated emissions were investigated from 9 kHz or the lowest frequency generated within the device, up to the 10 harmonic or 40 GHz, whichever is appropriate.

### 3.4.7 Test Result of Transmitter Unwanted Emissions

Refer as Appendix D



## 4 Test Equipment and Calibration Data

Instrument	Manufacturer	Model No.	Serial No.	Characteristics	Calibration Date	Calibration Due Date	Remark
Horn Antenna	SCHWARZBECK	BBHA9120D	9120D-1292	1GHz~18GHz	Jul. 17, 2019	Jul. 16, 2020	Radiation (03CH06-CB)
Horn Antenna	SCHWARZBECK	BBHA 9170	BBHA9170507	15GHz ~ 40GHz	Jun. 12, 2019	Jun. 11, 2020	Radiation (03CH06-CB)
Pre-Amplifier	Agilent	83017A	MY53270064	0.5GHz ~ 26.5GHz	May 08, 2019	May 07, 2020	Radiation (03CH06-CB)
Pre-Amplifier	MITEQ	TTA1840-35-HG	1864479	18GHz ~ 40GHz	Jul. 03, 2019	Jul. 02, 2020	Radiation (03CH06-CB)
Spectrum Analyzer	R&S	FSP40	100056	9kHz ~ 40GHz	Jan. 31, 2019	Jan. 30, 2020	Radiation (03CH06-CB)
RF Cable-high	HUBER+SUHNER	RG402	High Cable-05	1GHz~18GHz	Oct. 07, 2019	Oct. 06, 2020	Radiation (03CH06-CB)
RF Cable-high	HUBER+SUHNER	RG402	High Cable-05+24	1GHz~18GHz	Oct. 07, 2019	Oct. 06, 2020	Radiation (03CH06-CB)
RF Cable-high	Woken	RG402	High Cable-40G#1	18GHz ~ 40 GHz	Jul. 24, 2019	Jul. 23, 2020	Radiation (03CH06-CB)
RF Cable-high	Woken	RG402	High Cable-40G#2	18GHz ~ 40 GHz	Jul. 24, 2019	Jul. 23, 2020	Radiation (03CH06-CB)
Spectrum analyzer	R&S	FSV40	100979	9kHz~40GHz	Feb. 25, 2019	Feb. 24, 2020	Conducted (TH01-CB)
RF Cable-high	Woken	RG402	High Cable-06	1 GHz – 26.5 GHz	Oct. 07, 2019	Oct. 06, 2020	Conducted (TH01-CB)
RF Cable-high	Woken	RG402	High Cable-07	1 GHz –26.5 GHz	Oct. 07, 2019	Oct. 06, 2020	Conducted (TH01-CB)
RF Cable-high	Woken	RG402	High Cable-08	1 GHz –26.5 GHz	Oct. 07, 2019	Oct. 06, 2020	Conducted (TH01-CB)
RF Cable-high	Woken	RG402	High Cable-09	1 GHz –26.5 GHz	Oct. 07, 2019	Oct. 06, 2020	Conducted (TH01-CB)
RF Cable-high	Woken	RG402	High Cable-10	1 GHz –26.5 GHz	Oct. 07, 2019	Oct. 06, 2020	Conducted (TH01-CB)
RF Cable-high	Woken	RG402	High Cable-28	1 GHz –26.5 GHz	Nov. 19, 2018	Nov. 18, 2019	Conducted (TH01-CB)
RF Cable-high	Woken	RG402	High Cable-28	1 GHz –26.5 GHz	Nov. 18, 2019	Nov. 17, 2020	Conducted (TH01-CB)
Power Sensor	Agilent	E9327A	US40442088	50MHz~18GHz	Jan. 15, 2019	Jan. 14, 2020	Conducted (TH01-CB)
Power Meter	Agilent	E4416A	GB41291199	50MHz~18GHz	Jan. 15, 2019	Jan. 14, 2020	Conducted (TH01-CB)

Note: Calibration Interval of instruments listed above is one year.

**Summary**

Mode	Max-N dB (Hz)	Max-OBW (Hz)	ITU-Code	Min-N dB (Hz)	Min-OBW (Hz)
5.25-5.35GHz	-	-	-	-	-
802.11a_Nss1,(6Mbps)_2TX	27.05M	16.667M	16M7D7W	22.1M	16.542M
802.11ac VHT20-BF_Nss1,(MCS0)_2TX	23.97M	17.871M	17M9D7W	22.17M	17.781M
802.11ac VHT40-BF_Nss1,(MCS0)_2TX	86.94M	38.381M	38M4D7W	39.78M	36.222M
802.11ac VHT80-BF_Nss1,(MCS0)_2TX	81.24M	75.922M	75M9D7W	80.76M	75.682M
802.11ax HEW20-BF_Nss1,(MCS0)_2TX	28.98M	19.01M	19M0D7W	22.77M	18.981M
802.11ax HEW40-BF_Nss1,(MCS0)_2TX	54.6M	37.721M	37M7D7W	40.14M	37.541M
802.11ax HEW80-BF_Nss1,(MCS0)_2TX	80.88M	77.121M	77M1D7W	80.64M	77.001M
5.47-5.725GHz	-	-	-	-	-
802.11a_Nss1,(6Mbps)_2TX	27.425M	16.642M	16M6D7W	21.25M	16.492M
802.11ac VHT20-BF_Nss1,(MCS0)_2TX	28.98M	17.901M	17M9D7W	21.69M	17.721M
802.11ac VHT40-BF_Nss1,(MCS0)_2TX	74.4M	36.522M	36M5D7W	39.84M	36.222M
802.11ac VHT80-BF_Nss1,(MCS0)_2TX	109.92M	76.042M	76M0D7W	80.76M	75.682M
802.11ax HEW20-BF_Nss1,(MCS0)_2TX	35.61M	19.07M	19M1D7W	21.51M	18.921M
802.11ax HEW40-BF_Nss1,(MCS0)_2TX	70.56M	37.781M	37M8D7W	40.02M	37.541M
802.11ax HEW80-BF_Nss1,(MCS0)_2TX	81.36M	77.121M	77M1D7W	80.88M	77.001M

**Max-N dB** = Maximum 6dB down bandwidth for 5.725-5.85GHz band / Maximum 26dB down bandwidth for other band;

**Max-OBW** = Maximum 99% occupied bandwidth;

**Min-N dB** = Minimum 6dB down bandwidth for 5.725-5.85GHz band / Maximum 26dB down bandwidth for other band;

**Min-OBW** = Minimum 99% occupied bandwidth;

**Result**

Mode	Result	Limit (Hz)	Port 1-N dB (Hz)	Port 1-OBW (Hz)	Port 2-N dB (Hz)	Port 2-OBW (Hz)
802.11a_Nss1,(6Mbps)_2TX	-	-	-	-	-	-
5260MHz	Pass	Inf	27.05M	16.667M	26.9M	16.617M
5300MHz	Pass	Inf	26.9M	16.592M	26.95M	16.617M
5320MHz	Pass	Inf	25.875M	16.542M	22.1M	16.567M
5500MHz	Pass	Inf	21.9M	16.592M	21.85M	16.567M
5580MHz	Pass	Inf	27.425M	16.642M	22.075M	16.592M
5700MHz	Pass	Inf	21.525M	16.492M	21.25M	16.567M
802.11ac VHT20-BF_Nss1,(MCS0)_2TX	-	-	-	-	-	-
5260MHz	Pass	Inf	23.97M	17.841M	22.59M	17.781M
5300MHz	Pass	Inf	22.17M	17.811M	23.76M	17.841M
5320MHz	Pass	Inf	23.19M	17.871M	22.68M	17.781M
5500MHz	Pass	Inf	26.55M	17.901M	24.03M	17.781M
5580MHz	Pass	Inf	28.98M	17.871M	22.74M	17.811M
5700MHz	Pass	Inf	21.78M	17.751M	21.69M	17.721M
802.11ac VHT40-BF_Nss1,(MCS0)_2TX	-	-	-	-	-	-
5270MHz	Pass	Inf	86.94M	38.381M	70.2M	36.702M
5310MHz	Pass	Inf	40.08M	36.282M	39.78M	36.222M
5510MHz	Pass	Inf	39.84M	36.282M	40.38M	36.282M
5550MHz	Pass	Inf	74.22M	36.522M	74.4M	36.522M
5670MHz	Pass	Inf	48.36M	36.282M	45.6M	36.222M
802.11ac VHT80-BF_Nss1,(MCS0)_2TX	-	-	-	-	-	-
5290MHz	Pass	Inf	80.76M	75.922M	81.24M	75.682M
5530MHz	Pass	Inf	80.76M	75.682M	82.8M	75.922M
5610MHz	Pass	Inf	109.92M	75.922M	81.84M	76.042M
802.11ax HEW20-BF_Nss1,(MCS0)_2TX	-	-	-	-	-	-
5260MHz	Pass	Inf	28.98M	18.981M	28.62M	18.981M
5300MHz	Pass	Inf	23.43M	18.981M	25.44M	19.01M
5320MHz	Pass	Inf	23.07M	18.981M	22.77M	18.981M
5500MHz	Pass	Inf	28.29M	18.981M	21.6M	18.951M
5580MHz	Pass	Inf	35.61M	19.07M	28.71M	18.951M
5700MHz	Pass	Inf	21.57M	18.951M	21.51M	18.921M
802.11ax HEW40-BF_Nss1,(MCS0)_2TX	-	-	-	-	-	-
5270MHz	Pass	Inf	51.18M	37.721M	54.6M	37.721M
5310MHz	Pass	Inf	40.44M	37.541M	40.14M	37.541M
5510MHz	Pass	Inf	40.26M	37.541M	40.02M	37.541M
5550MHz	Pass	Inf	70.56M	37.781M	58.5M	37.721M
5670MHz	Pass	Inf	45.84M	37.601M	46.38M	37.601M
802.11ax HEW80-BF_Nss1,(MCS0)_2TX	-	-	-	-	-	-
5290MHz	Pass	Inf	80.88M	77.121M	80.64M	77.001M
5530MHz	Pass	Inf	81M	77.121M	80.88M	77.001M
5610MHz	Pass	Inf	81.36M	77.001M	81.12M	77.001M

**Port X-N dB** = Port X 6dB down bandwidth for 5.725-5.85GHz band / 26dB down bandwidth for other band

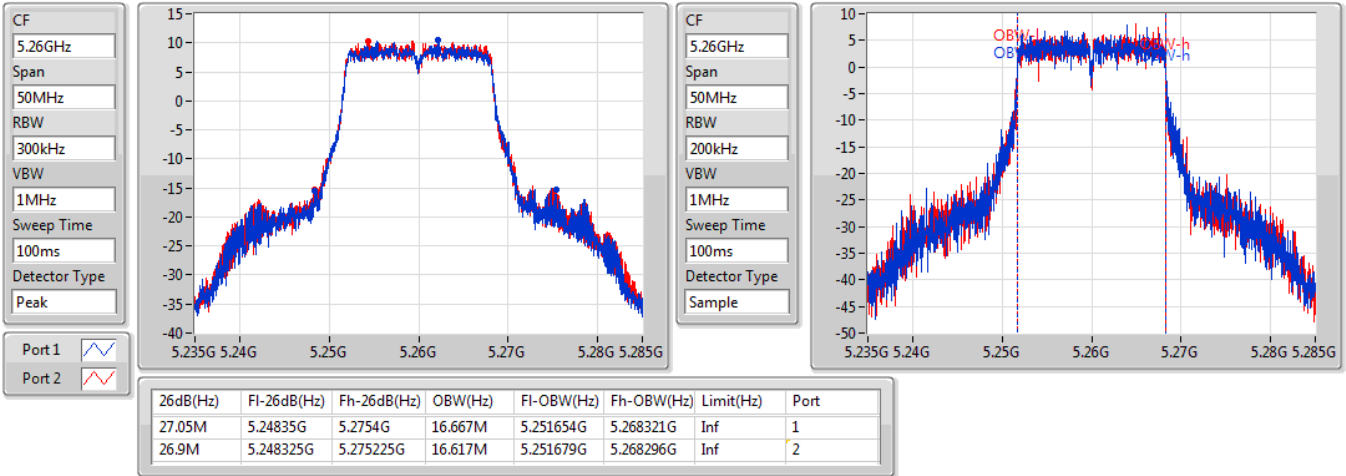
**Port X-OBW** = Port X 99% occupied bandwidth;

### 802.11a\_Nss1,(6Mbps)\_2TX

EBW

5260MHz

21/10/2019

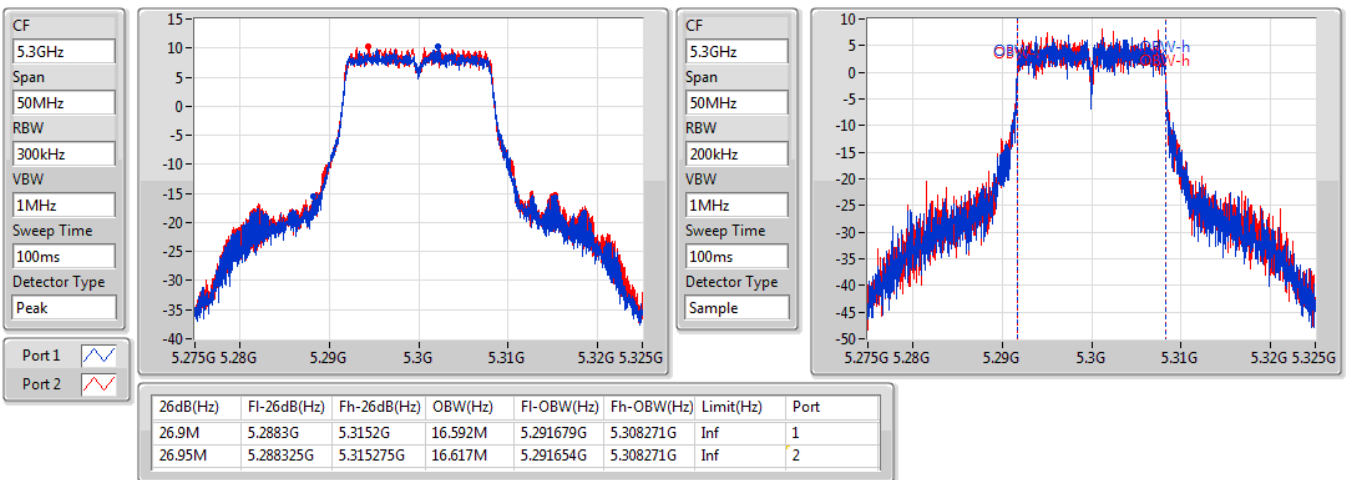


### 802.11a\_Nss1,(6Mbps)\_2TX

EBW

5300MHz

21/10/2019



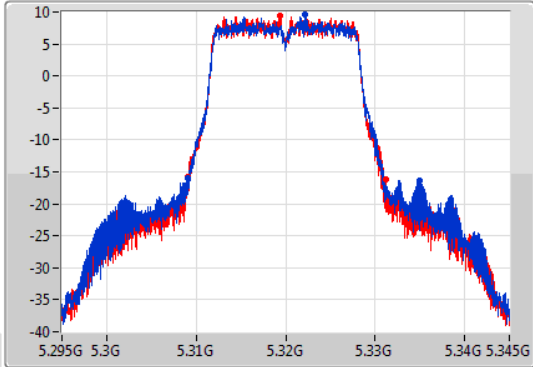
### 802.11a\_Nss1,(6Mbps)\_2TX

EBW

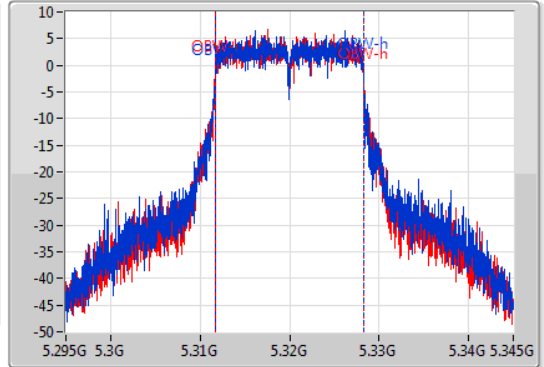
5320MHz

21/10/2019

CF  
5.32GHz  
Span  
50MHz  
RBW  
300kHz  
VBW  
1MHz  
Sweep Time  
100ms  
Detector Type  
Peak



CF  
5.32GHz  
Span  
50MHz  
RBW  
200kHz  
VBW  
1MHz  
Sweep Time  
100ms  
Detector Type  
Sample



26dB(Hz)	Fl-26dB(Hz)	Fh-26dB(Hz)	OBW(Hz)	Fl-OBW(Hz)	Fh-OBW(Hz)	Limit(Hz)	Port
25.875M	5.3091G	5.334975G	16.542M	5.311704G	5.328246G	Inf	1
22.1M	5.30905G	5.33115G	16.567M	5.311704G	5.328271G	Inf	2

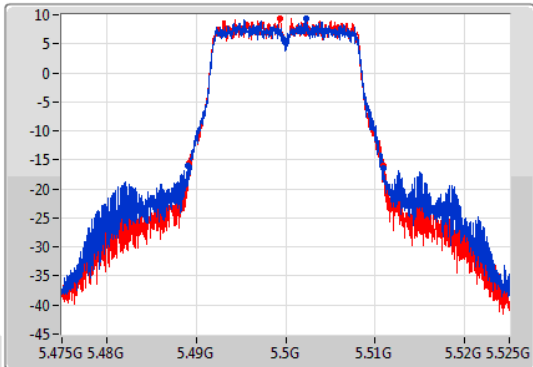
### 802.11a\_Nss1,(6Mbps)\_2TX

EBW

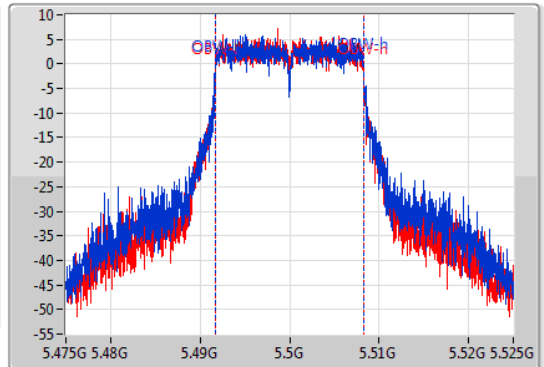
5500MHz

21/10/2019

CF  
5.5GHz  
Span  
50MHz  
RBW  
300kHz  
VBW  
1MHz  
Sweep Time  
100ms  
Detector Type  
Peak



CF  
5.5GHz  
Span  
50MHz  
RBW  
200kHz  
VBW  
1MHz  
Sweep Time  
100ms  
Detector Type  
Sample



26dB(Hz)	Fl-26dB(Hz)	Fh-26dB(Hz)	OBW(Hz)	Fl-OBW(Hz)	Fh-OBW(Hz)	Limit(Hz)	Port
21.9M	5.4891G	5.511G	16.592M	5.491704G	5.508296G	Inf	1
21.85M	5.48915G	5.511G	16.567M	5.491704G	5.508271G	Inf	2



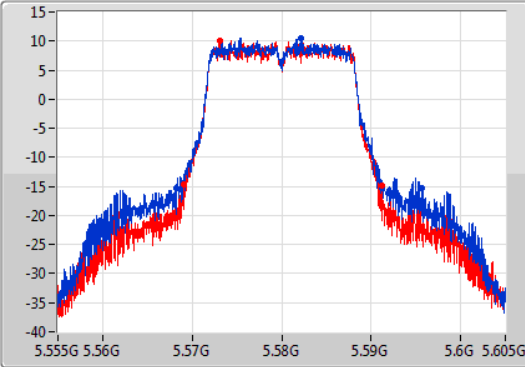
### 802.11a\_Nss1,(6Mbps)\_2TX

EBW

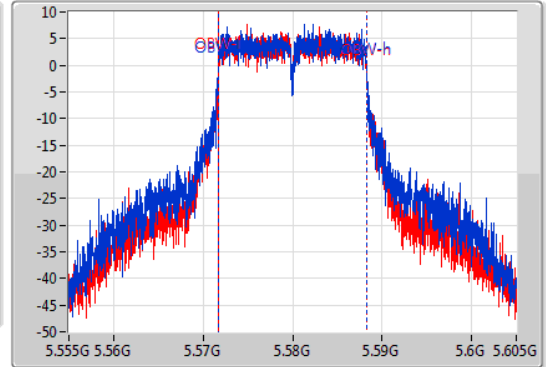
5580MHz

21/10/2019

CF  
5.58GHz  
Span  
50MHz  
RBW  
300kHz  
VBW  
1MHz  
Sweep Time  
100ms  
Detector Type  
Peak



CF  
5.58GHz  
Span  
50MHz  
RBW  
200kHz  
VBW  
1MHz  
Sweep Time  
100ms  
Detector Type  
Sample



26dB(Hz)	Fl-26dB(Hz)	Fh-26dB(Hz)	OBW(Hz)	Fl-OBW(Hz)	Fh-OBW(Hz)	Limit(Hz)	Port
27.425M	5.56825G	5.595675G	16.642M	5.571654G	5.588296G	Inf	1
22.075M	5.569075G	5.59115G	16.592M	5.571704G	5.588296G	Inf	2

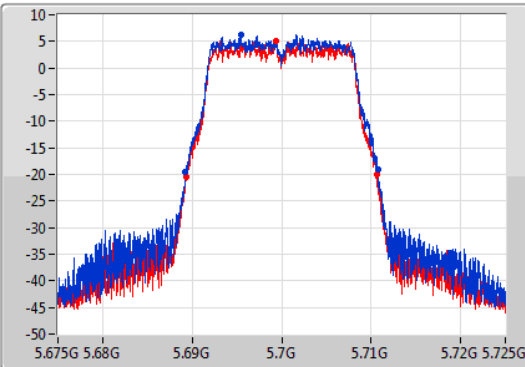
### 802.11a\_Nss1,(6Mbps)\_2TX

EBW

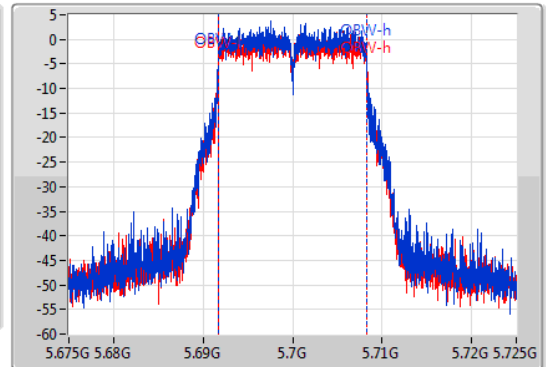
5700MHz

21/10/2019

CF  
5.7GHz  
Span  
50MHz  
RBW  
300kHz  
VBW  
1MHz  
Sweep Time  
100ms  
Detector Type  
Peak



CF  
5.7GHz  
Span  
50MHz  
RBW  
200kHz  
VBW  
1MHz  
Sweep Time  
100ms  
Detector Type  
Sample



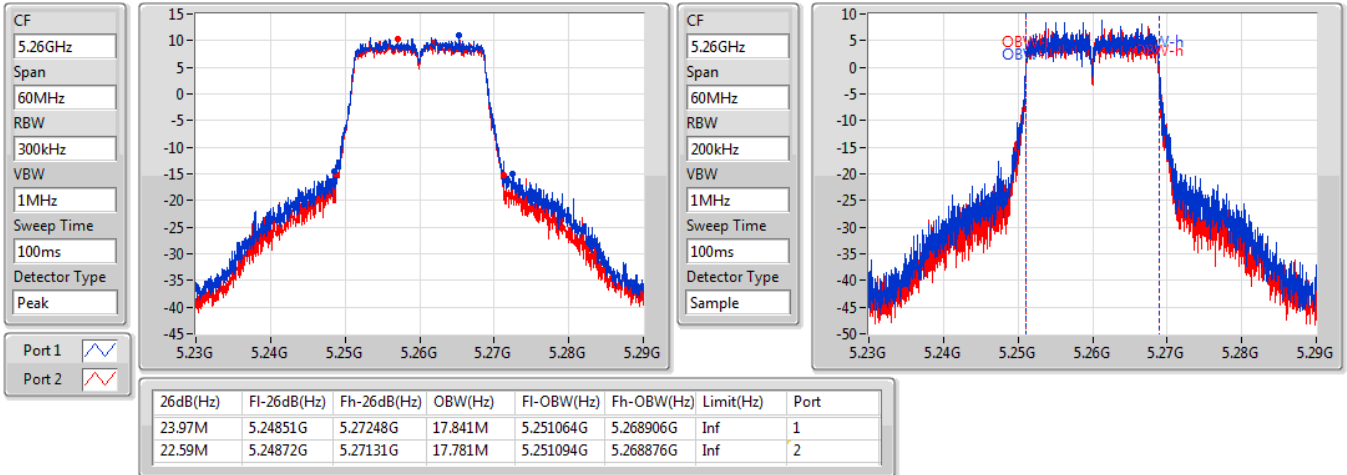
26dB(Hz)	Fl-26dB(Hz)	Fh-26dB(Hz)	OBW(Hz)	Fl-OBW(Hz)	Fh-OBW(Hz)	Limit(Hz)	Port
21.525M	5.689275G	5.7108G	16.492M	5.691729G	5.708221G	Inf	1
21.25M	5.68935G	5.7106G	16.567M	5.691704G	5.708271G	Inf	2

### 802.11ac VHT20-BF\_Nss1,(MCS0)\_2TX

EBW

5260MHz

04/11/2019

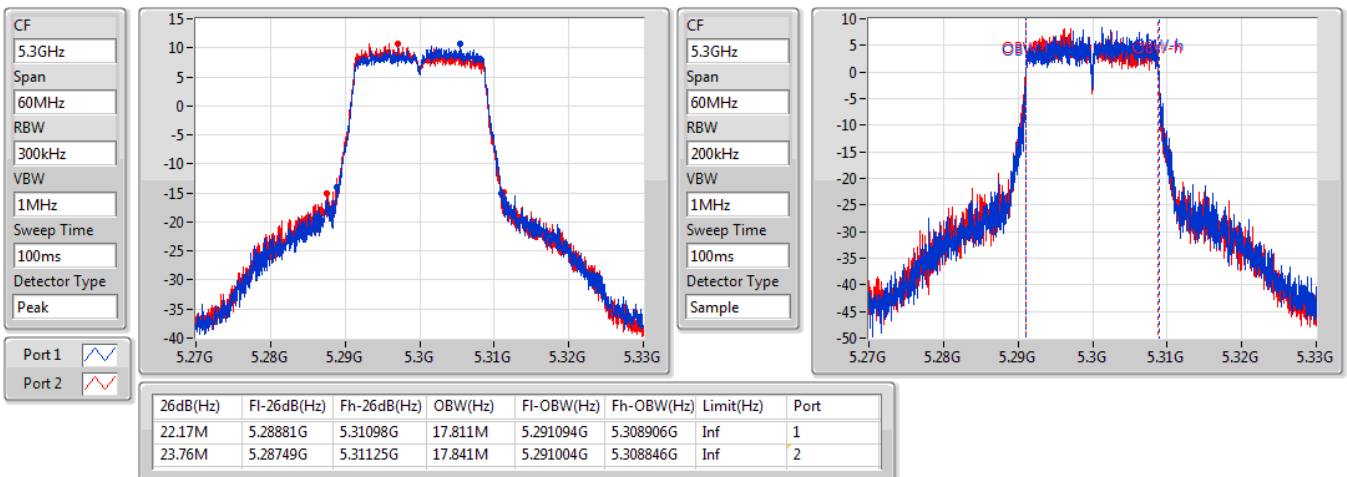


### 802.11ac VHT20-BF\_Nss1,(MCS0)\_2TX

EBW

5300MHz

04/11/2019



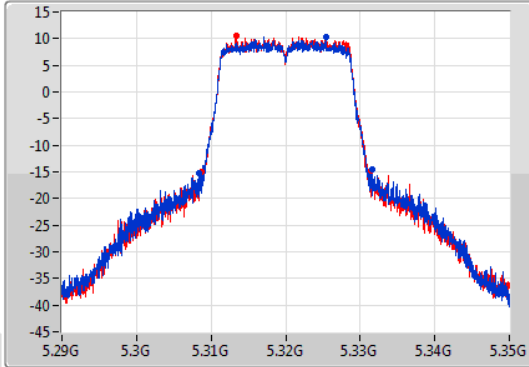
802.11ac VHT20-BF\_Nss1,(MCS0)\_2TX

EBW

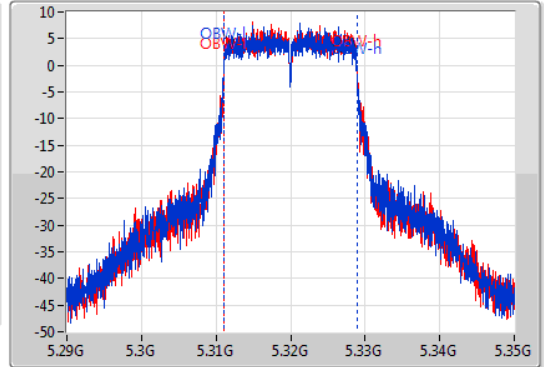
5320MHz

04/11/2019

CF  
5.32GHz  
Span  
60MHz  
RBW  
300kHz  
VBW  
1MHz  
Sweep Time  
100ms  
Detector Type  
Peak



CF  
5.32GHz  
Span  
60MHz  
RBW  
200kHz  
VBW  
1MHz  
Sweep Time  
100ms  
Detector Type  
Sample



26dB(Hz)	Fl-26dB(Hz)	Fh-26dB(Hz)	OBW(Hz)	Fl-OBW(Hz)	Fh-OBW(Hz)	Limit(Hz)	Port
23.19M	5.30842G	5.33161G	17.871M	5.311034G	5.328906G	Inf	1
22.68M	5.30872G	5.3314G	17.781M	5.311094G	5.328876G	Inf	2

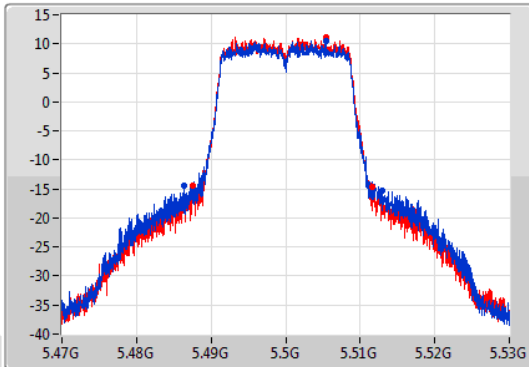
802.11ac VHT20-BF\_Nss1,(MCS0)\_2TX

EBW

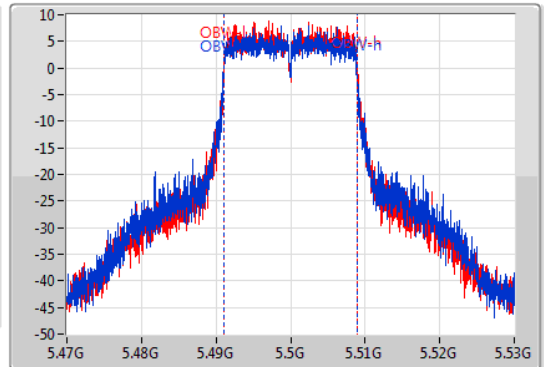
5500MHz

04/11/2019

CF  
5.5GHz  
Span  
60MHz  
RBW  
300kHz  
VBW  
1MHz  
Sweep Time  
100ms  
Detector Type  
Peak



CF  
5.5GHz  
Span  
60MHz  
RBW  
200kHz  
VBW  
1MHz  
Sweep Time  
100ms  
Detector Type  
Sample



26dB(Hz)	Fl-26dB(Hz)	Fh-26dB(Hz)	OBW(Hz)	Fl-OBW(Hz)	Fh-OBW(Hz)	Limit(Hz)	Port
26.55M	5.48641G	5.51296G	17.901M	5.491004G	5.508906G	Inf	1
24.03M	5.48752G	5.51155G	17.781M	5.491124G	5.508906G	Inf	2

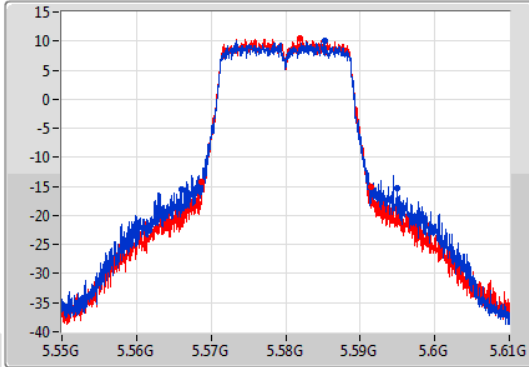
### 802.11ac VHT20-BF\_Nss1,(MCS0)\_2TX

EBW

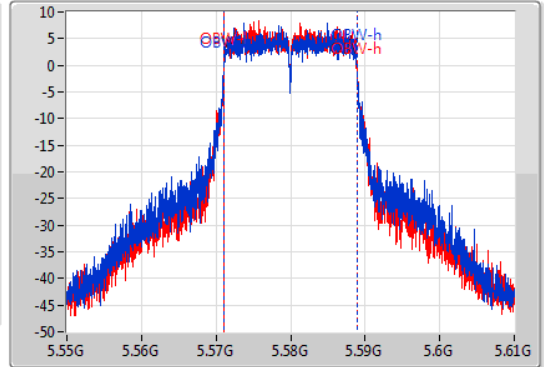
5580MHz

04/11/2019

CF: 5.58GHz  
 Span: 60MHz  
 RBW: 300kHz  
 VBW: 1MHz  
 Sweep Time: 100ms  
 Detector Type: Peak  
 Port 1:   
 Port 2:



CF: 5.58GHz  
 Span: 60MHz  
 RBW: 200kHz  
 VBW: 1MHz  
 Sweep Time: 100ms  
 Detector Type: Sample



26dB(Hz)	Fl-26dB(Hz)	Fh-26dB(Hz)	OBW(Hz)	Fl-OBW(Hz)	Fh-OBW(Hz)	Limit(Hz)	Port
28.98M	5.56605G	5.59503G	17.871M	5.571004G	5.588876G	Inf	1
22.74M	5.56872G	5.59146G	17.811M	5.571064G	5.588876G	Inf	2

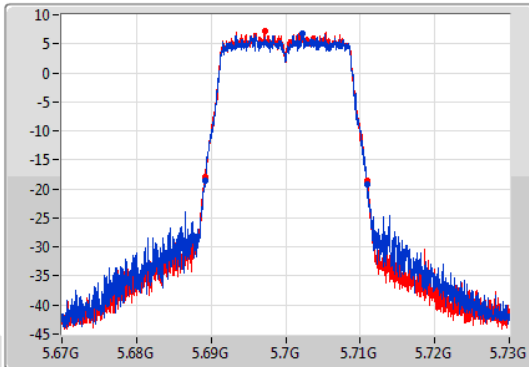
### 802.11ac VHT20-BF\_Nss1,(MCS0)\_2TX

EBW

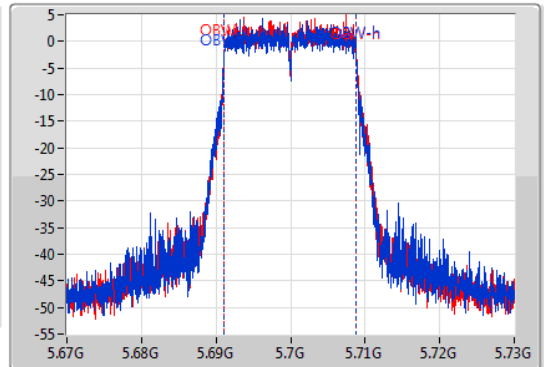
5700MHz

04/11/2019

CF: 5.7GHz  
 Span: 60MHz  
 RBW: 300kHz  
 VBW: 1MHz  
 Sweep Time: 100ms  
 Detector Type: Peak  
 Port 1:   
 Port 2:



CF: 5.7GHz  
 Span: 60MHz  
 RBW: 200kHz  
 VBW: 1MHz  
 Sweep Time: 100ms  
 Detector Type: Sample



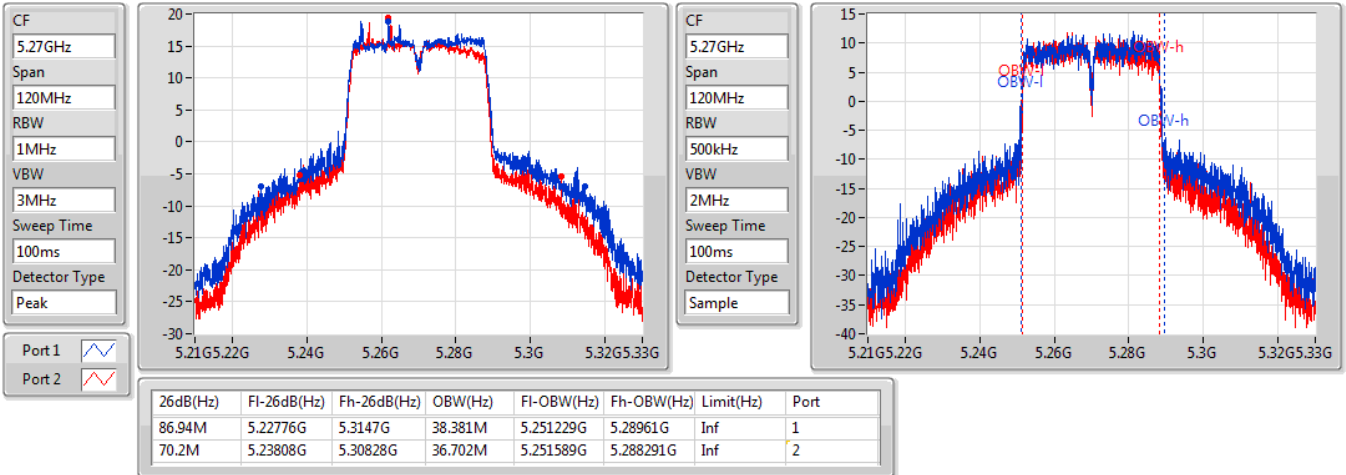
26dB(Hz)	Fl-26dB(Hz)	Fh-26dB(Hz)	OBW(Hz)	Fl-OBW(Hz)	Fh-OBW(Hz)	Limit(Hz)	Port
21.78M	5.68914G	5.71092G	17.751M	5.691094G	5.708846G	Inf	1
21.69M	5.6892G	5.71089G	17.721M	5.691124G	5.708846G	Inf	2

### 802.11ac VHT40-BF\_Nss1,(MCS0)\_2TX

EBW

5270MHz

04/11/2019

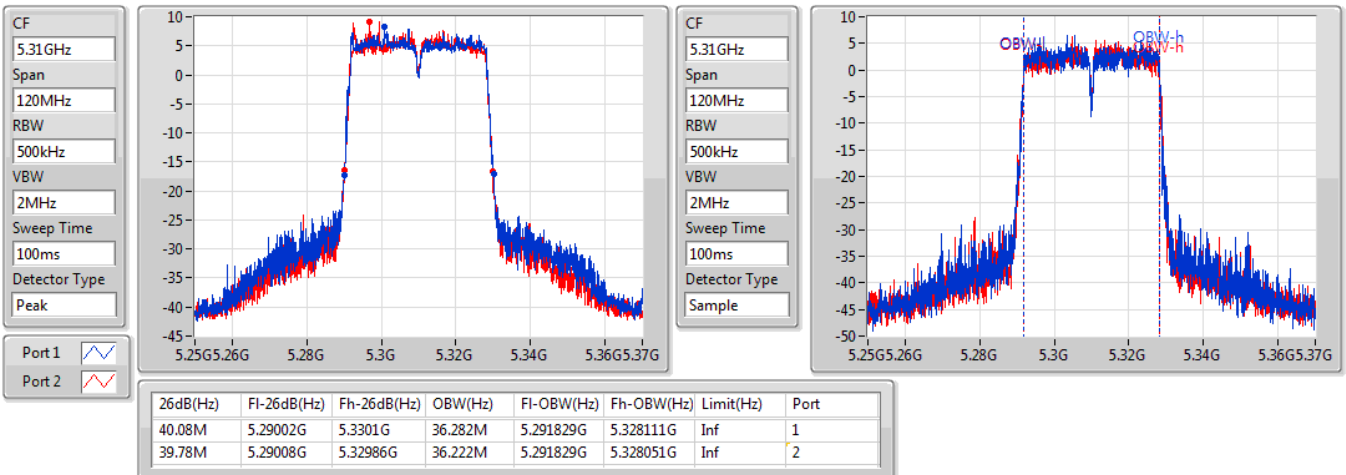


### 802.11ac VHT40-BF\_Nss1,(MCS0)\_2TX

EBW

5310MHz

04/11/2019

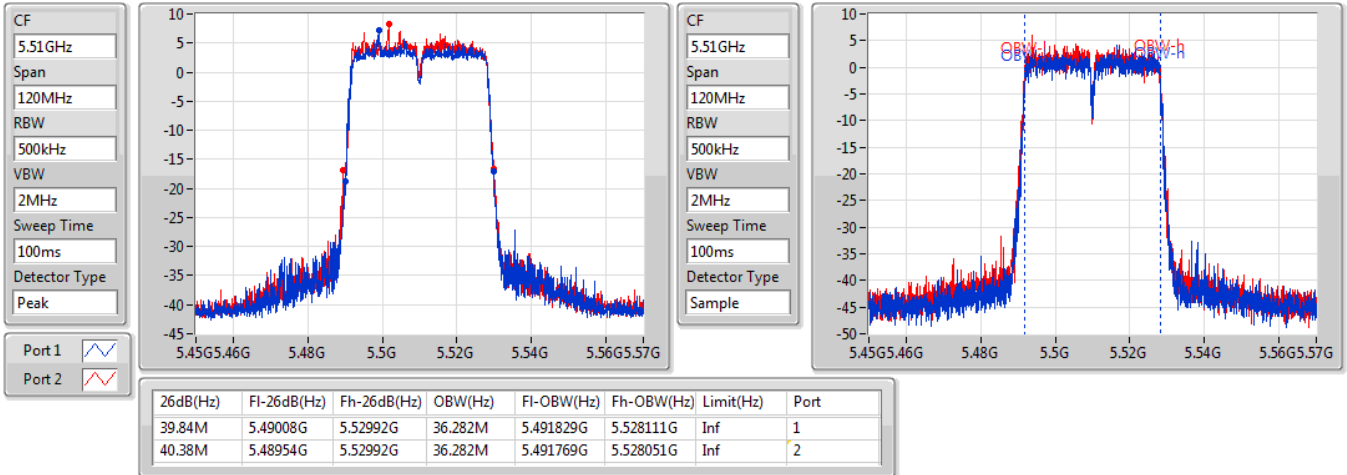


802.11ac VHT40-BF\_Nss1,(MCS0)\_2TX

EBW

5510MHz

04/11/2019

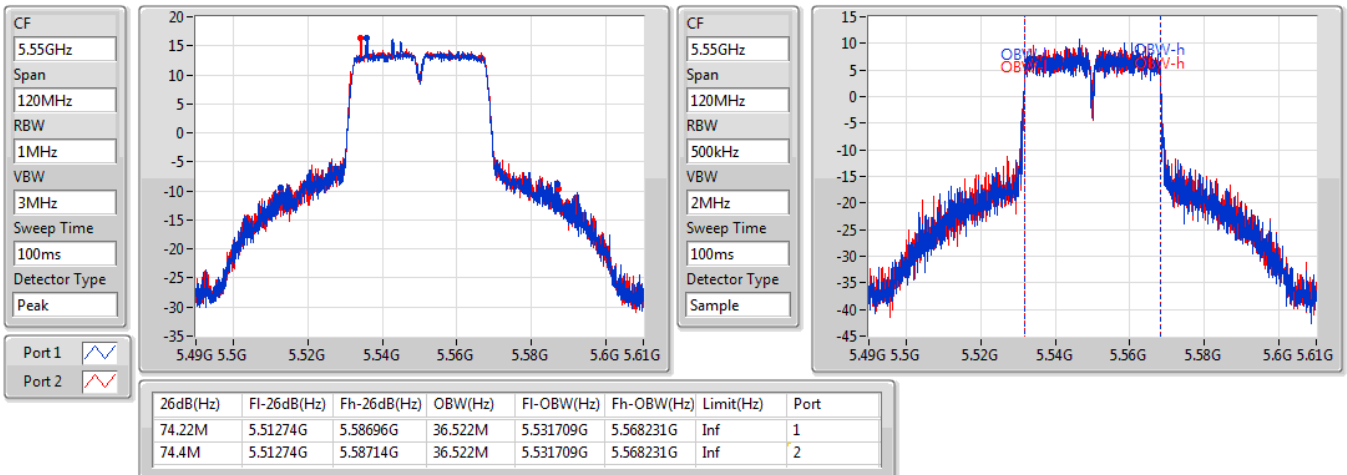


802.11ac VHT40-BF\_Nss1,(MCS0)\_2TX

EBW

5550MHz

04/11/2019



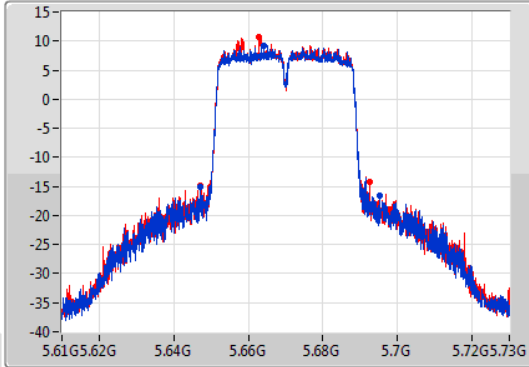
### 802.11ac VHT40-BF\_Nss1,(MCS0)\_2TX

EBW

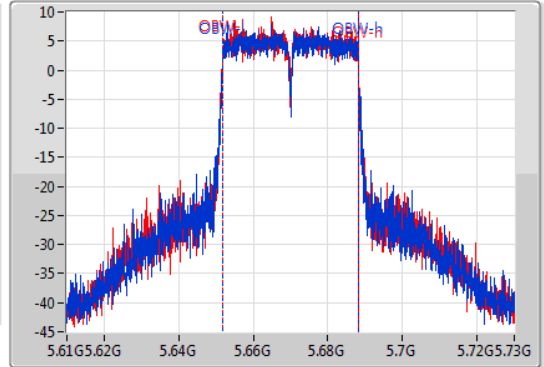
5670MHz

04/11/2019

CF  
5.67GHz  
Span  
120MHz  
RBW  
500kHz  
VBW  
2MHz  
Sweep Time  
100ms  
Detector Type  
Peak



CF  
5.67GHz  
Span  
120MHz  
RBW  
500kHz  
VBW  
2MHz  
Sweep Time  
100ms  
Detector Type  
Sample



26dB(Hz)	Fl-26dB(Hz)	Fh-26dB(Hz)	OBW(Hz)	Fl-OBW(Hz)	Fh-OBW(Hz)	Limit(Hz)	Port
48.36M	5.64696G	5.69532G	36.282M	5.651829G	5.688111G	Inf	1
45.6M	5.64702G	5.69262G	36.222M	5.651829G	5.688051G	Inf	2

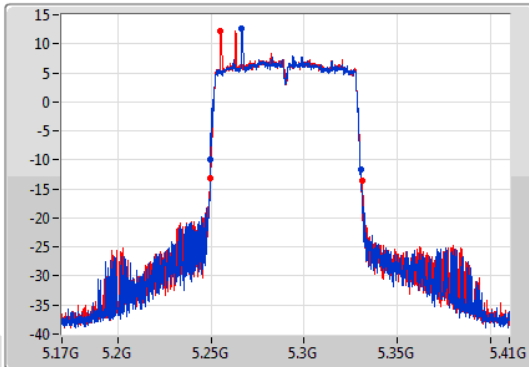
### 802.11ac VHT80-BF\_Nss1,(MCS0)\_2TX

EBW

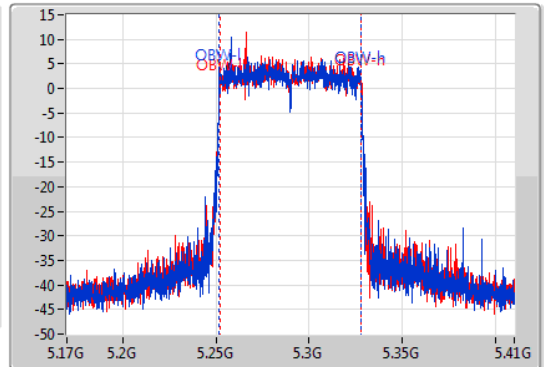
5290MHz

04/11/2019

CF  
5.29GHz  
Span  
240MHz  
RBW  
1MHz  
VBW  
3MHz  
Sweep Time  
100ms  
Detector Type  
Peak



CF  
5.29GHz  
Span  
240MHz  
RBW  
1MHz  
VBW  
3MHz  
Sweep Time  
100ms  
Detector Type  
Sample



26dB(Hz)	Fl-26dB(Hz)	Fh-26dB(Hz)	OBW(Hz)	Fl-OBW(Hz)	Fh-OBW(Hz)	Limit(Hz)	Port
80.76M	5.24956G	5.33032G	75.922M	5.251859G	5.327781G	Inf	1
81.24M	5.24956G	5.3308G	75.682M	5.252099G	5.327781G	Inf	2

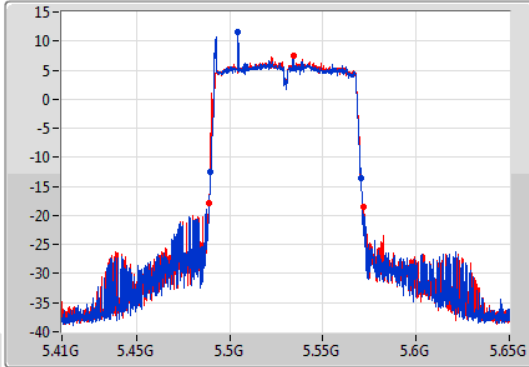
802.11ac VHT80-BF\_Nss1,(MCS0)\_2TX

EBW

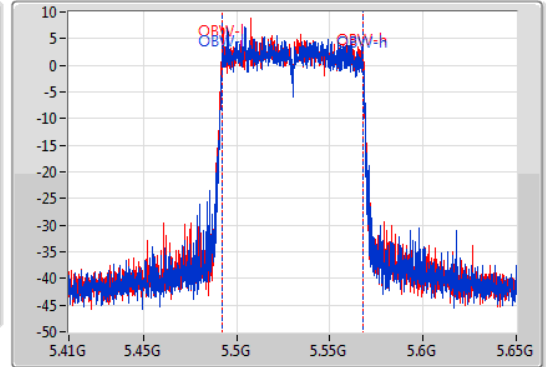
5530MHz

04/11/2019

CF  
5.53GHz  
Span  
240MHz  
RBW  
1MHz  
VBW  
3MHz  
Sweep Time  
100ms  
Detector Type  
Peak



CF  
5.53GHz  
Span  
240MHz  
RBW  
1MHz  
VBW  
3MHz  
Sweep Time  
100ms  
Detector Type  
Sample



26dB(Hz)	Fl-26dB(Hz)	Fh-26dB(Hz)	OBW(Hz)	Fl-OBW(Hz)	Fh-OBW(Hz)	Limit(Hz)	Port
80.76M	5.4898G	5.57056G	75.682M	5.492099G	5.567781G	Inf	1
82.8M	5.48908G	5.57188G	75.922M	5.491979G	5.567901G	Inf	2

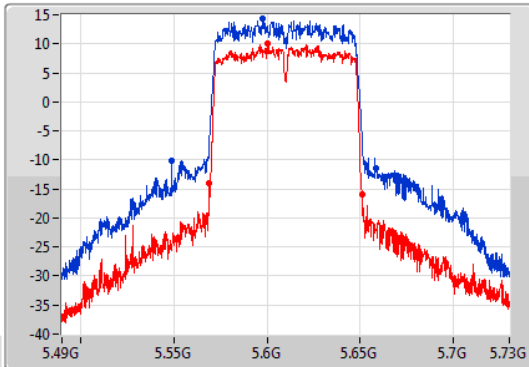
802.11ac VHT80-BF\_Nss1,(MCS0)\_2TX

EBW

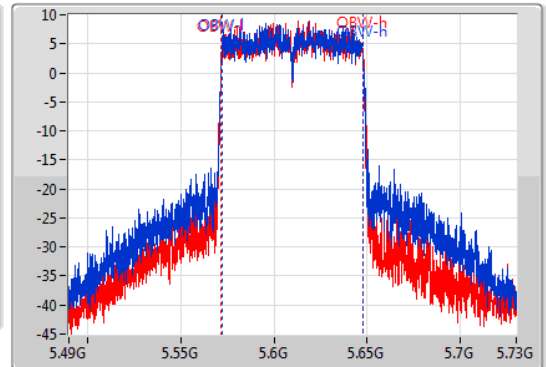
5610MHz

27/11/2019

CF  
5.61GHz  
Span  
240MHz  
RBW  
2MHz  
VBW  
10MHz  
Sweep Time  
100ms  
Detector Type  
Peak



CF  
5.61GHz  
Span  
240MHz  
RBW  
1MHz  
VBW  
3MHz  
Sweep Time  
100ms  
Detector Type  
Sample



26dB(Hz)	Fl-26dB(Hz)	Fh-26dB(Hz)	OBW(Hz)	Fl-OBW(Hz)	Fh-OBW(Hz)	Limit(Hz)	Port
109.92M	5.5488G	5.65872G	75.922M	5.571979G	5.647901G	Inf	1
81.84M	5.56908G	5.65092G	76.042M	5.571859G	5.647901G	Inf	2

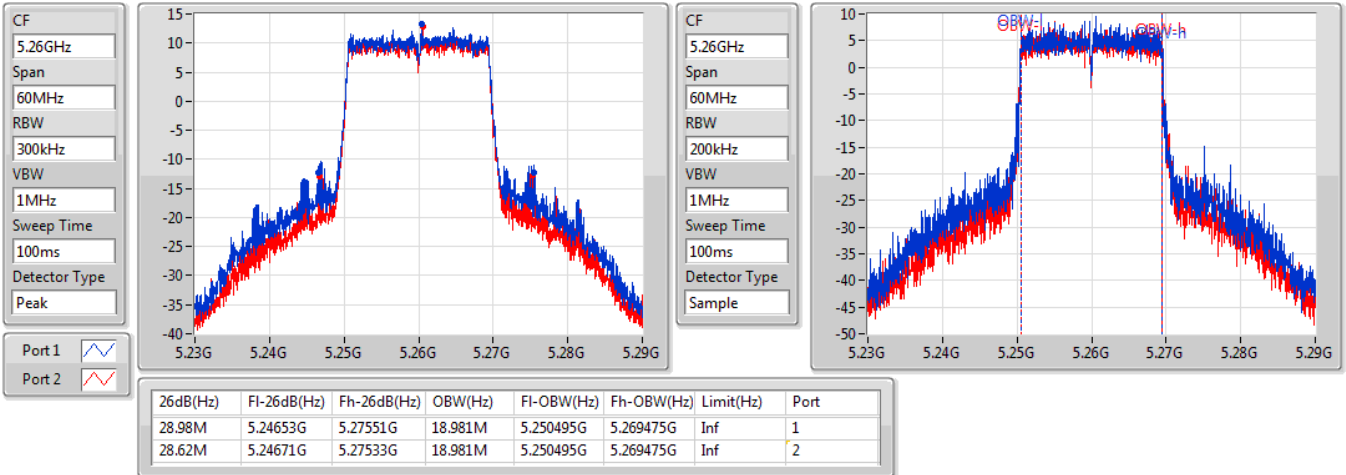


### 802.11ax HEW20-BF\_Nss1,(MCS0)\_2TX

EBW

5260MHz

04/11/2019

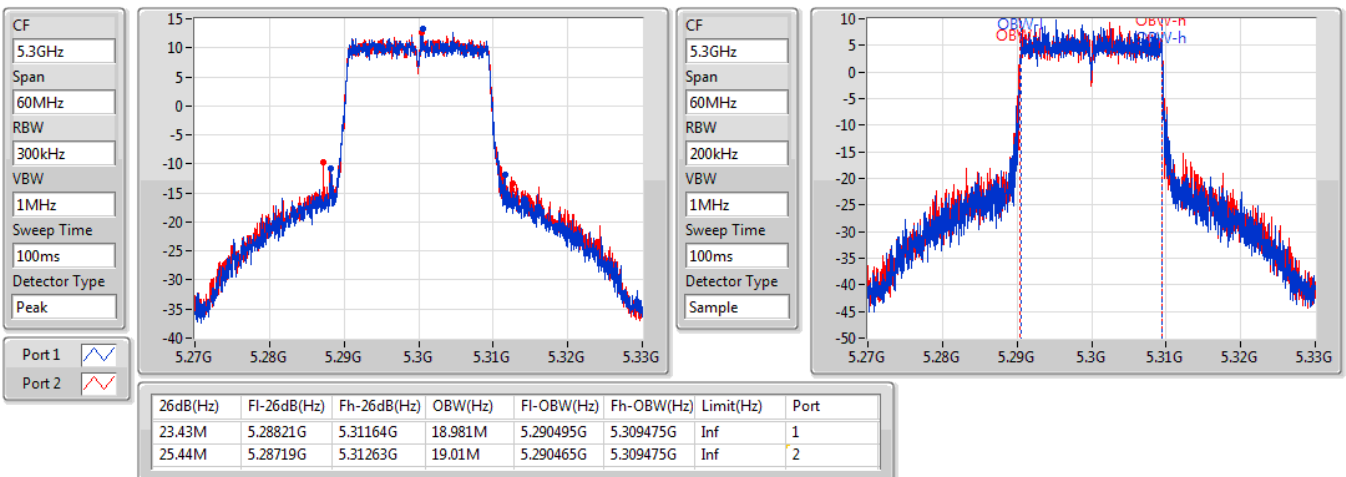


### 802.11ax HEW20-BF\_Nss1,(MCS0)\_2TX

EBW

5300MHz

04/11/2019

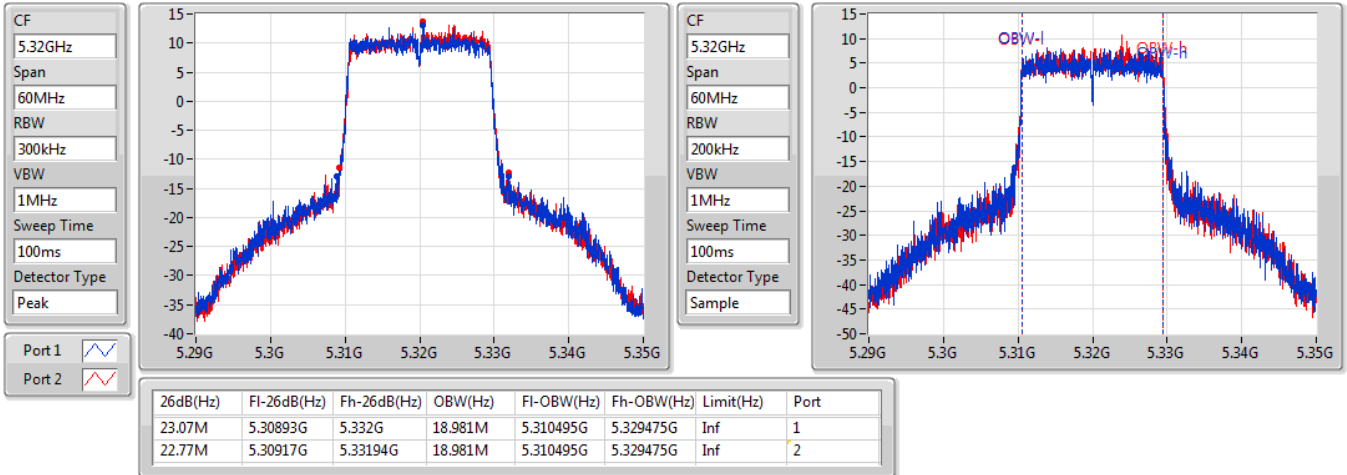


### 802.11ax HEW20-BF\_Nss1,(MCS0)\_2TX

EBW

5320MHz

04/11/2019

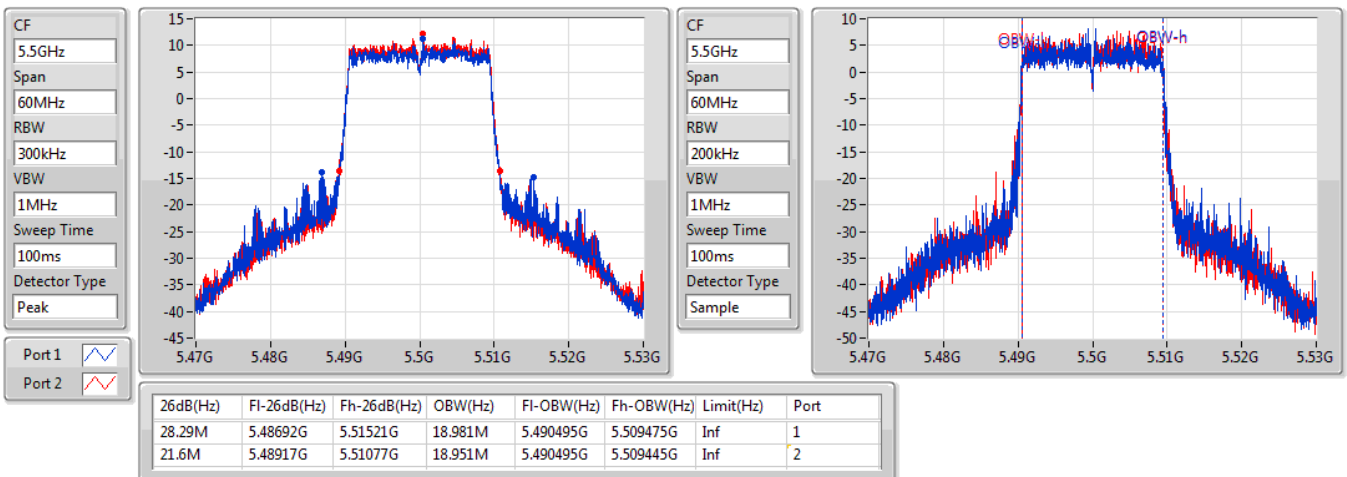


### 802.11ax HEW20-BF\_Nss1,(MCS0)\_2TX

EBW

5500MHz

04/11/2019

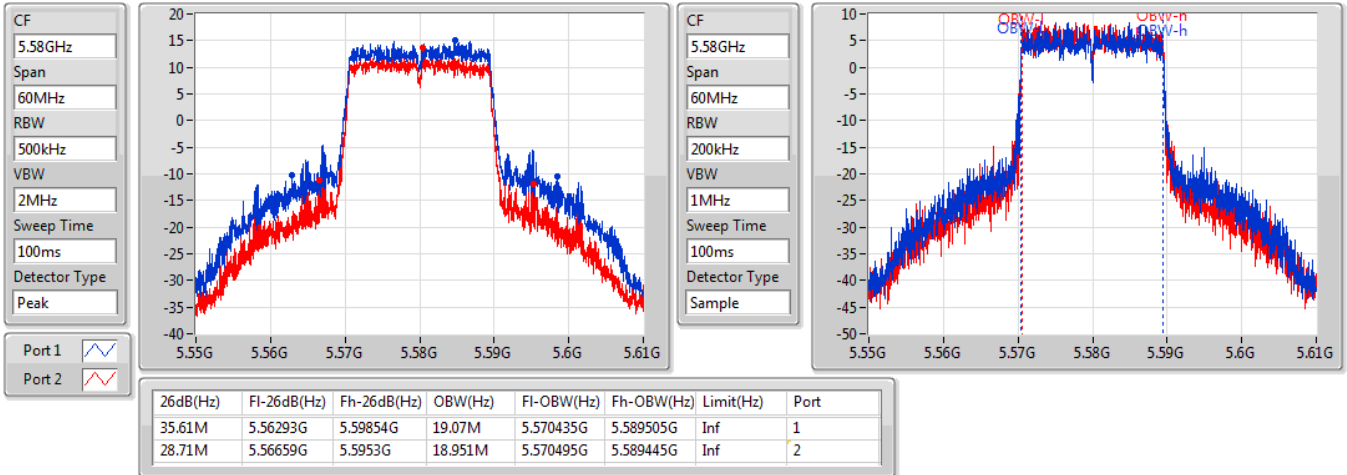


802.11ax HEW20-BF\_Nss1,(MCS0)\_2TX

EBW

5580MHz

04/11/2019

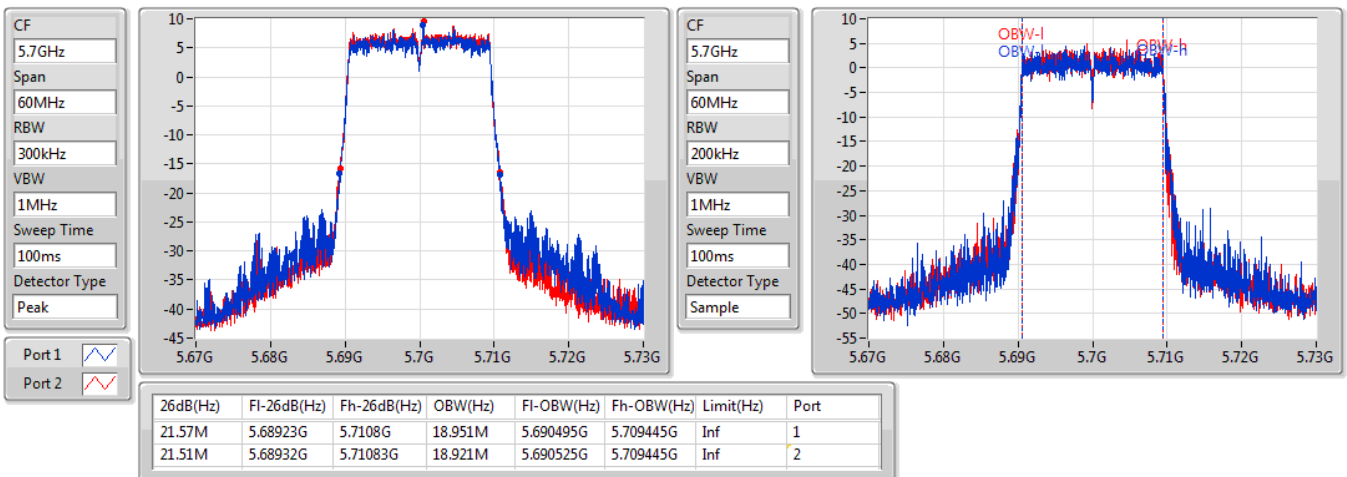


802.11ax HEW20-BF\_Nss1,(MCS0)\_2TX

EBW

5700MHz

04/11/2019

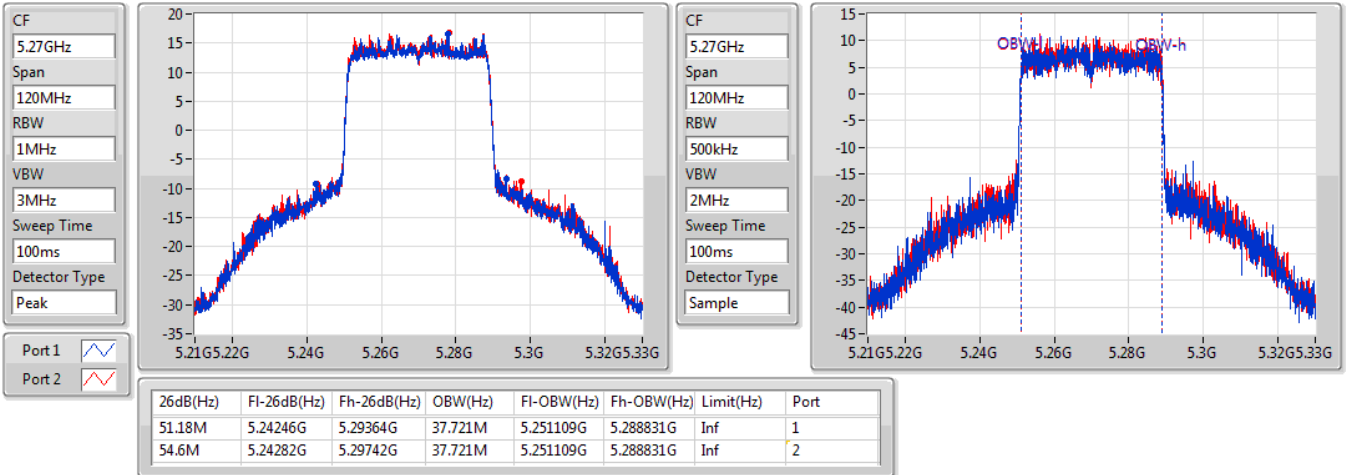


### 802.11ax HEW40-BF\_Nss1,(MCS0)\_2TX

EBW

5270MHz

04/11/2019

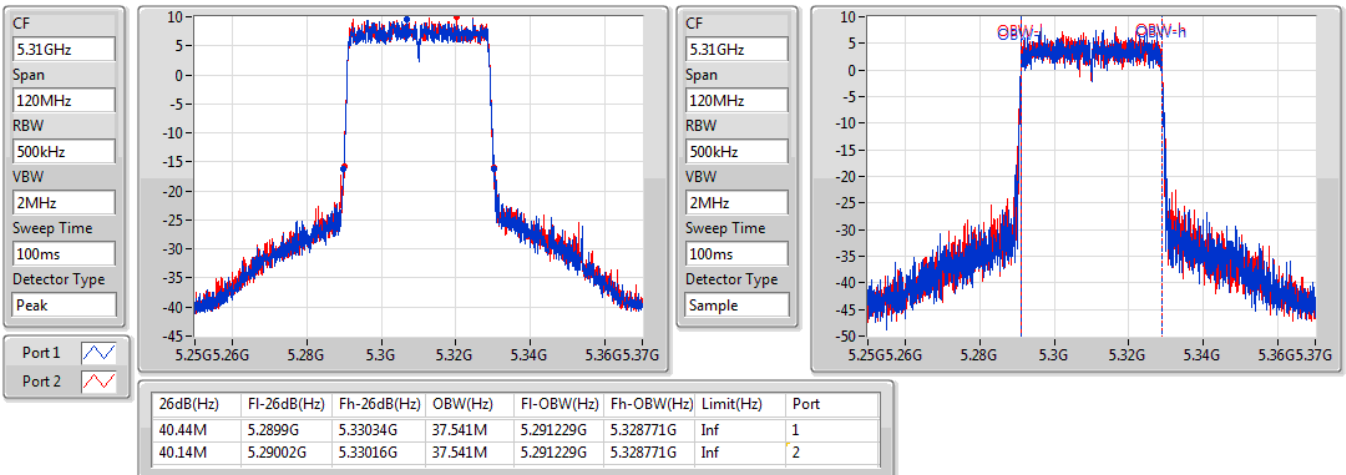


### 802.11ax HEW40-BF\_Nss1,(MCS0)\_2TX

EBW

5310MHz

04/11/2019

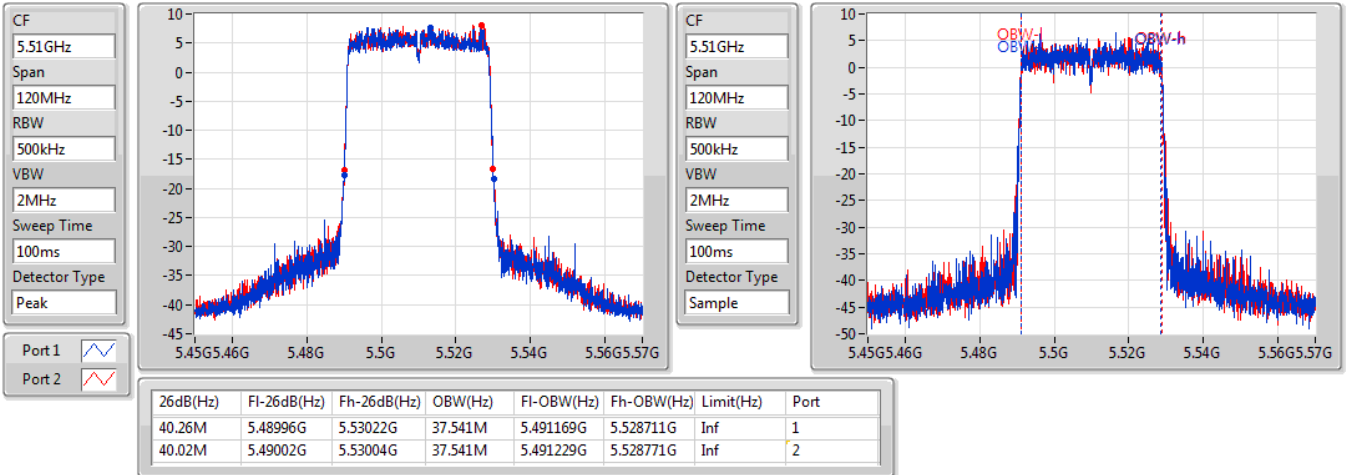


### 802.11ax HEW40-BF\_Nss1,(MCS0)\_2TX

EBW

5510MHz

04/11/2019

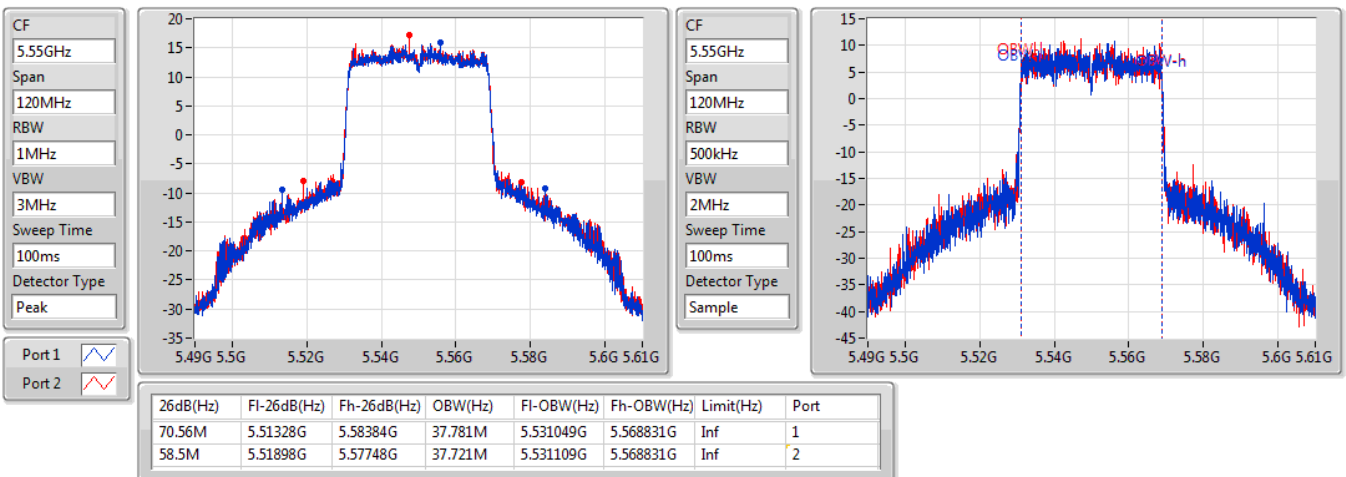


### 802.11ax HEW40-BF\_Nss1,(MCS0)\_2TX

EBW

5550MHz

04/11/2019

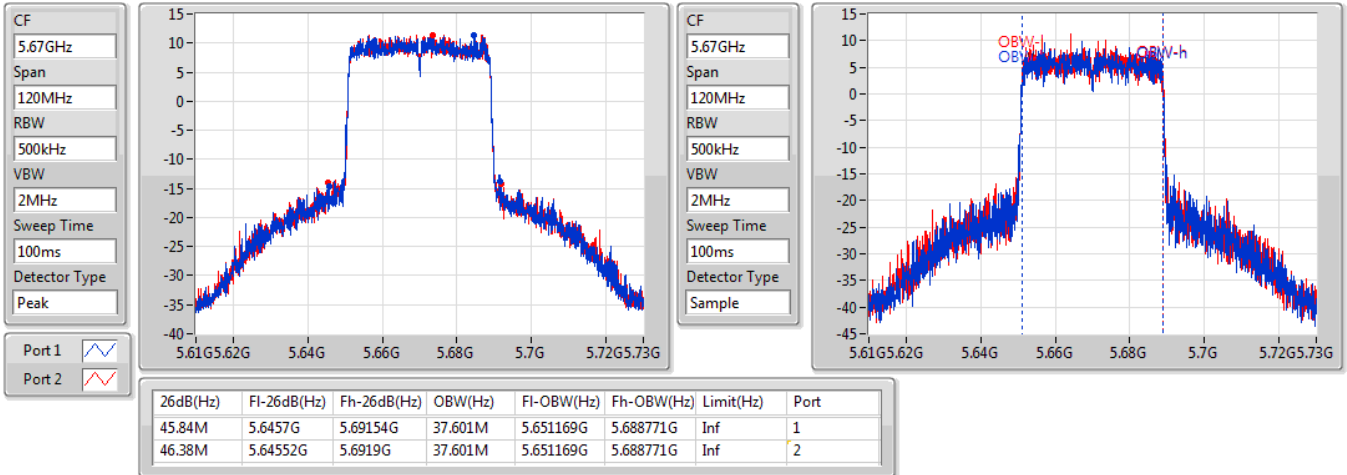


### 802.11ax HEW40-BF\_Nss1,(MCS0)\_2TX

EBW

5670MHz

04/11/2019

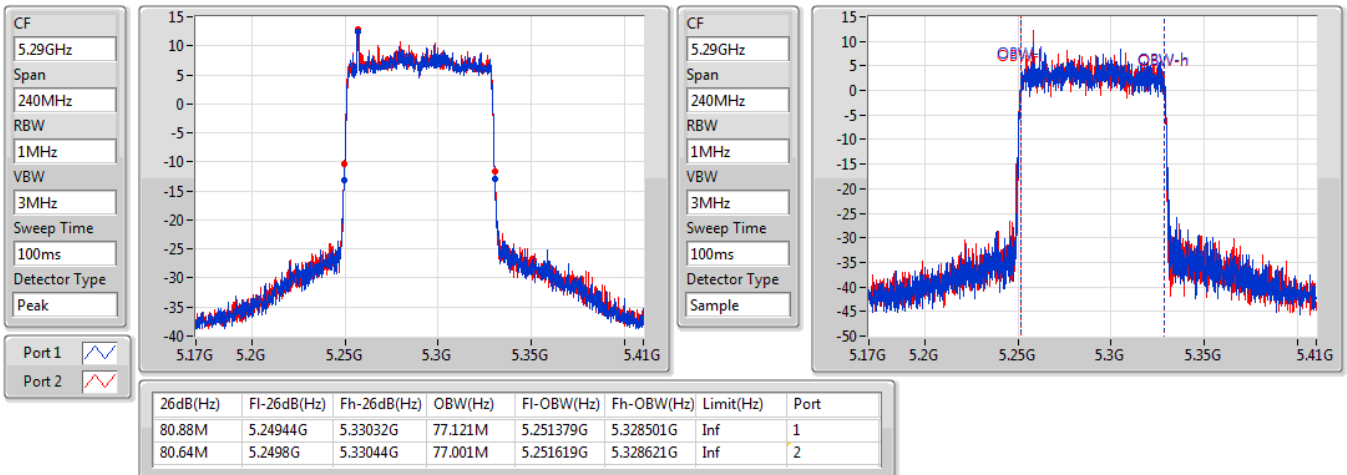


### 802.11ax HEW80-BF\_Nss1,(MCS0)\_2TX

EBW

5290MHz

04/11/2019



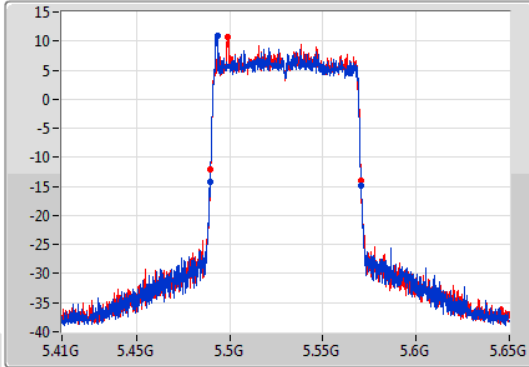
### 802.11ax HEW80-BF\_Nss1,(MCS0)\_2TX

EBW

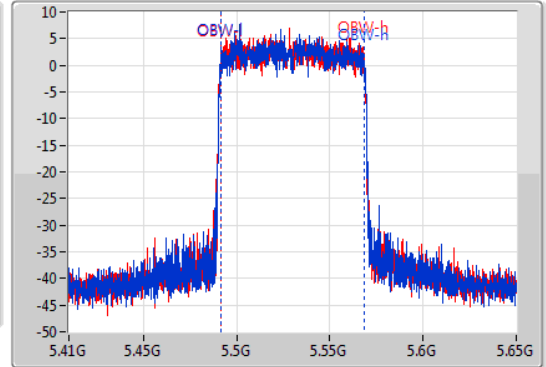
5530MHz

04/11/2019

CF: 5.53GHz  
 Span: 240MHz  
 RBW: 1MHz  
 VBW: 3MHz  
 Sweep Time: 100ms  
 Detector Type: Peak  
 Port 1:   
 Port 2:



CF: 5.53GHz  
 Span: 240MHz  
 RBW: 1MHz  
 VBW: 3MHz  
 Sweep Time: 100ms  
 Detector Type: Sample



26dB(Hz)	Fl-26dB(Hz)	Fh-26dB(Hz)	OBW(Hz)	Fl-OBW(Hz)	Fh-OBW(Hz)	Limit(Hz)	Port
81M	5.48944G	5.57044G	77.121M	5.491379G	5.568501G	Inf	1
80.88M	5.48956G	5.57044G	77.001M	5.491379G	5.568381G	Inf	2

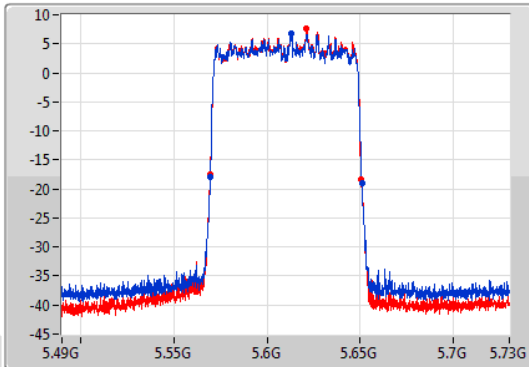
### 802.11ax HEW80-BF\_Nss1,(MCS0)\_2TX

EBW

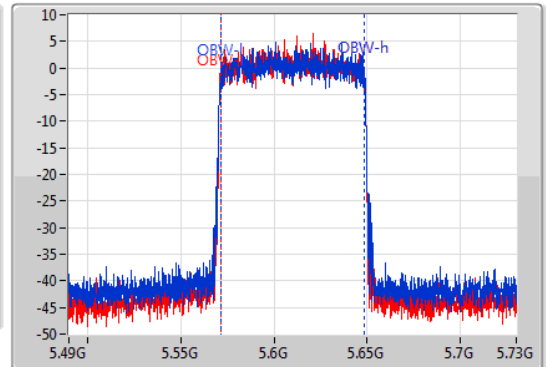
5610MHz

27/11/2019

CF: 5.61GHz  
 Span: 240MHz  
 RBW: 1MHz  
 VBW: 3MHz  
 Sweep Time: 100ms  
 Detector Type: Peak  
 Port 1:   
 Port 2:



CF: 5.61GHz  
 Span: 240MHz  
 RBW: 1MHz  
 VBW: 3MHz  
 Sweep Time: 100ms  
 Detector Type: Sample



26dB(Hz)	Fl-26dB(Hz)	Fh-26dB(Hz)	OBW(Hz)	Fl-OBW(Hz)	Fh-OBW(Hz)	Limit(Hz)	Port
81.36M	5.56956G	5.65092G	77.001M	5.571499G	5.648501G	Inf	1
81.12M	5.56956G	5.65068G	77.001M	5.571379G	5.648381G	Inf	2



**Summary**

Mode	Total Power (dBm)	Total Power (W)
5.25-5.35GHz	-	-
802.11a_Nss1,(6Mbps)_2TX	22.68	0.18535
802.11ac VHT20-BF_Nss1,(MCS0)_2TX	21.53	0.14223
802.11ac VHT40-BF_Nss1,(MCS0)_2TX	21.93	0.15596
802.11ac VHT80-BF_Nss1,(MCS0)_2TX	17.81	0.06039
802.11ax HEW20-BF_Nss1,(MCS0)_2TX	21.67	0.14689
802.11ax HEW40-BF_Nss1,(MCS0)_2TX	21.92	0.15560
802.11ax HEW80-BF_Nss1,(MCS0)_2TX	18.40	0.06918
5.47-5.725GHz	-	-
802.11a_Nss1,(6Mbps)_2TX	22.83	0.19187
802.11ac VHT20-BF_Nss1,(MCS0)_2TX	21.40	0.13804
802.11ac VHT40-BF_Nss1,(MCS0)_2TX	21.93	0.15596
802.11ac VHT80-BF_Nss1,(MCS0)_2TX	21.87	0.15382
802.11ax HEW20-BF_Nss1,(MCS0)_2TX	21.32	0.13552
802.11ax HEW40-BF_Nss1,(MCS0)_2TX	21.75	0.14962
802.11ax HEW80-BF_Nss1,(MCS0)_2TX	21.03	0.12677





Result

Mode	Result	DG (dBi)	Port 1 (dBm)	Port 2 (dBm)	Total Power (dBm)	Power Limit (dBm)
802.11a_Nss1,(6Mbps)_2TX	-	-	-	-	-	-
5260MHz	Pass	5.00	19.59	19.57	22.59	23.98
5300MHz	Pass	5.00	19.51	19.83	22.68	23.98
5320MHz	Pass	5.00	18.82	18.77	21.81	23.98
5500MHz	Pass	5.00	18.29	18.64	21.48	23.98
5580MHz	Pass	5.00	19.98	19.66	22.83	23.98
5700MHz	Pass	5.00	15.67	14.45	18.11	23.98
802.11ac VHT20-BF_Nss1,(MCS0)_2TX	-	-	-	-	-	-
5260MHz	Pass	8.01	18.36	18.28	21.33	21.97
5300MHz	Pass	8.01	18.56	18.01	21.30	21.97
5320MHz	Pass	8.01	18.7	18.34	21.53	21.97
5500MHz	Pass	8.01	18.07	18.68	21.40	21.97
5580MHz	Pass	8.01	18.06	18.47	21.28	21.97
5700MHz	Pass	8.01	14.45	14.66	17.57	21.97
802.11ac VHT40-BF_Nss1,(MCS0)_2TX	-	-	-	-	-	-
5270MHz	Pass	8.01	19.36	18.44	21.93	21.97
5310MHz	Pass	8.01	14.51	14.9	17.72	21.97
5510MHz	Pass	8.01	13.36	13.79	16.59	21.97
5550MHz	Pass	8.01	18.74	19.09	21.93	21.97
5670MHz	Pass	8.01	17.12	17.62	20.39	21.97
802.11ac VHT80-BF_Nss1,(MCS0)_2TX	-	-	-	-	-	-
5290MHz	Pass	8.01	14.74	14.86	17.81	21.97
5530MHz	Pass	8.01	14.18	14.43	17.32	21.97
5610MHz	Pass	8.01	18.76	18.95	21.87	21.97
802.11ax HEW20-BF_Nss1,(MCS0)_2TX	-	-	-	-	-	-
5260MHz	Pass	8.01	18.66	17.99	21.35	21.97
5300MHz	Pass	8.01	18.46	18.85	21.67	21.97
5320MHz	Pass	8.01	17.96	18.73	21.37	21.97
5500MHz	Pass	8.01	16.22	17.11	19.70	21.97
5580MHz	Pass	8.01	17.88	18.7	21.32	21.97
5700MHz	Pass	8.01	14.18	14.47	17.34	21.97
802.11ax HEW40-BF_Nss1,(MCS0)_2TX	-	-	-	-	-	-
5270MHz	Pass	8.01	18.49	19.29	21.92	21.97
5310MHz	Pass	8.01	15.26	15.94	18.62	21.97
5510MHz	Pass	8.01	14.38	13.85	17.13	21.97
5550MHz	Pass	8.01	18.43	19.02	21.75	21.97
5670MHz	Pass	8.01	17.36	17.58	20.48	21.97
802.11ax HEW80-BF_Nss1,(MCS0)_2TX	-	-	-	-	-	-
5290MHz	Pass	8.01	15.44	15.33	18.40	21.97
5530MHz	Pass	8.01	13.99	14.22	17.12	21.97
5610MHz	Pass	8.01	18.08	17.96	21.03	21.97

DG = Directional Gain; Port X = Port X output power

**Summary**

Mode	PD (dBm/RBW)
5.25-5.35GHz	-
802.11a_Nss1,(6Mbps)_2TX	8.95
802.11ac VHT20-BF_Nss1,(MCS0)_2TX	8.98
802.11ac VHT40-BF_Nss1,(MCS0)_2TX	7.09
802.11ac VHT80-BF_Nss1,(MCS0)_2TX	-0.02
802.11ax HEW20-BF_Nss1,(MCS0)_2TX	8.95
802.11ax HEW40-BF_Nss1,(MCS0)_2TX	6.66
802.11ax HEW80-BF_Nss1,(MCS0)_2TX	0.17
5.47-5.725GHz	-
802.11a_Nss1,(6Mbps)_2TX	8.84
802.11ac VHT20-BF_Nss1,(MCS0)_2TX	8.89
802.11ac VHT40-BF_Nss1,(MCS0)_2TX	7.11
802.11ac VHT80-BF_Nss1,(MCS0)_2TX	2.48
802.11ax HEW20-BF_Nss1,(MCS0)_2TX	8.9
802.11ax HEW40-BF_Nss1,(MCS0)_2TX	6.31
802.11ax HEW80-BF_Nss1,(MCS0)_2TX	-1.04

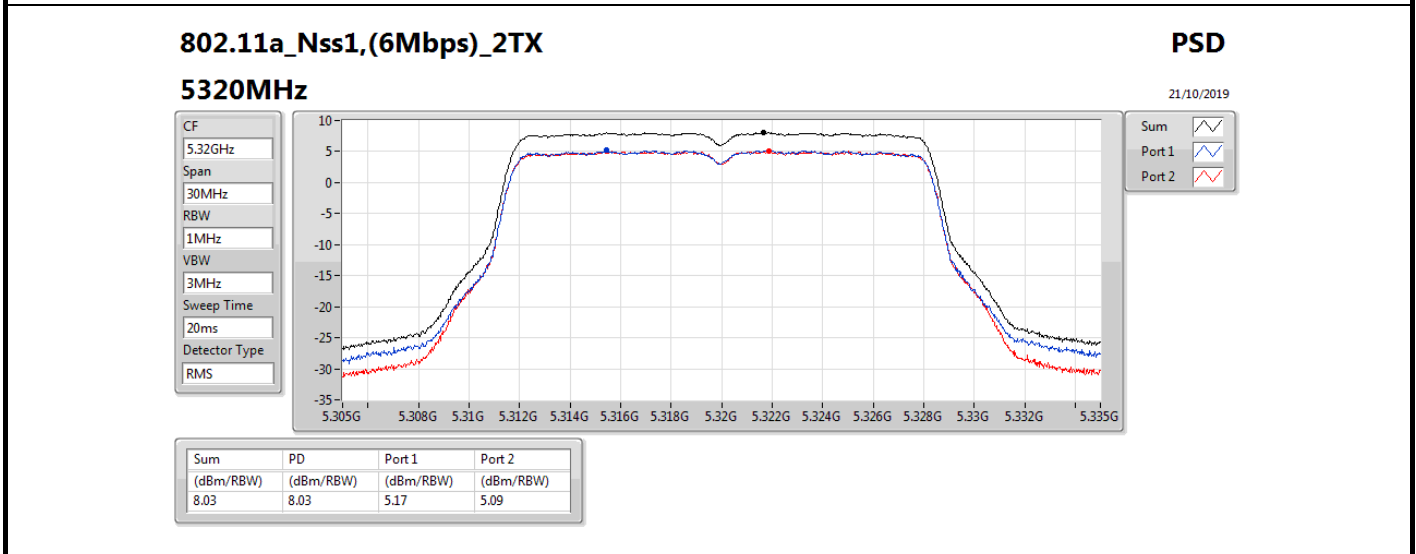
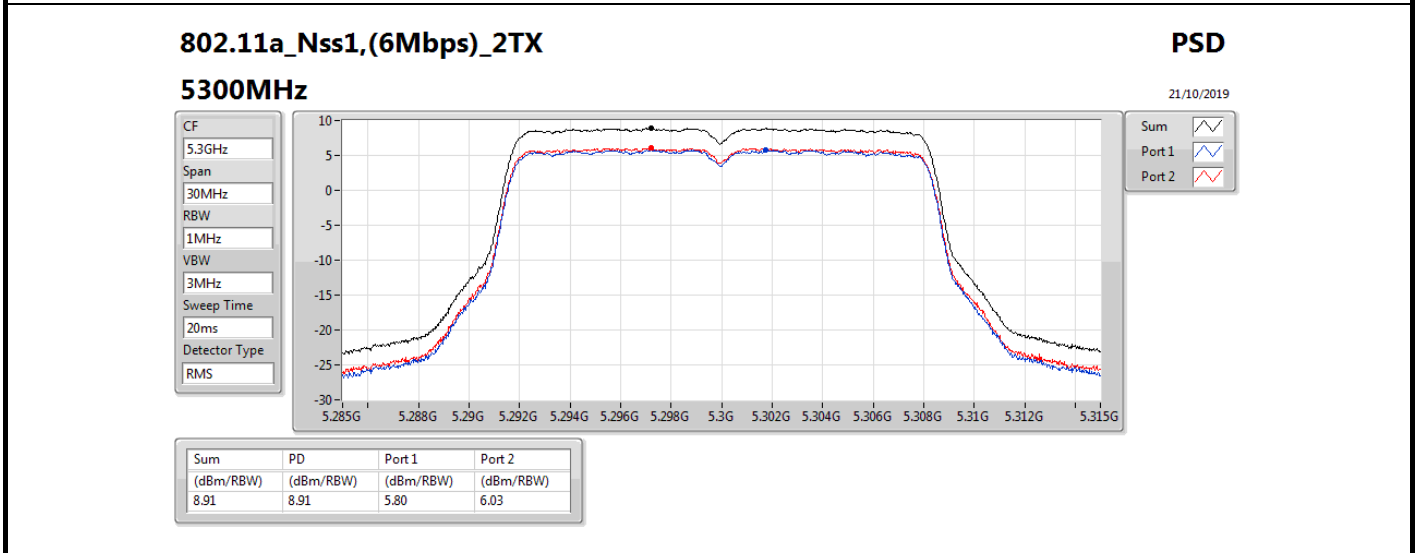
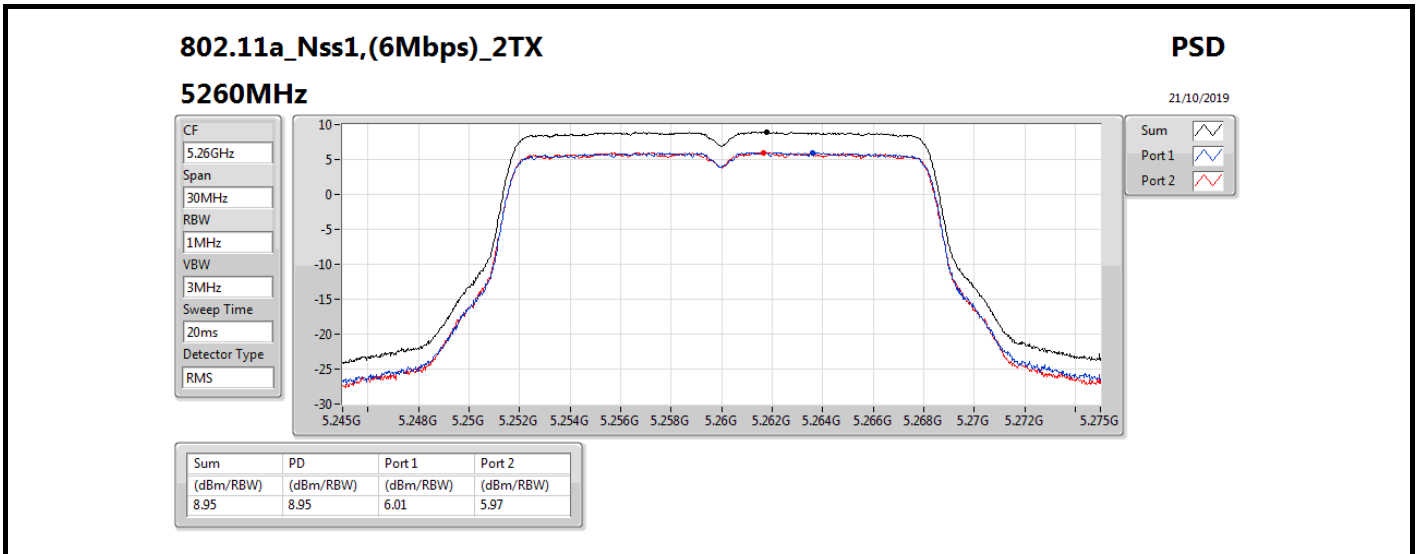
RBW = 500 kHz for 5.725-5.85GHz band / 1MHz for other band;

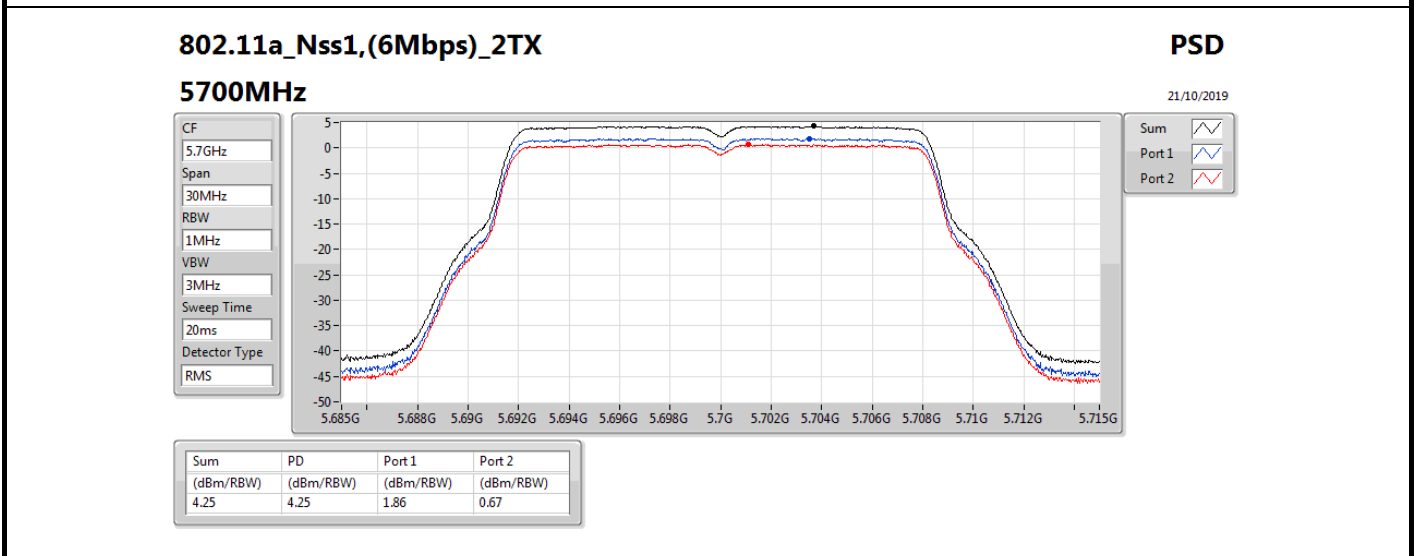
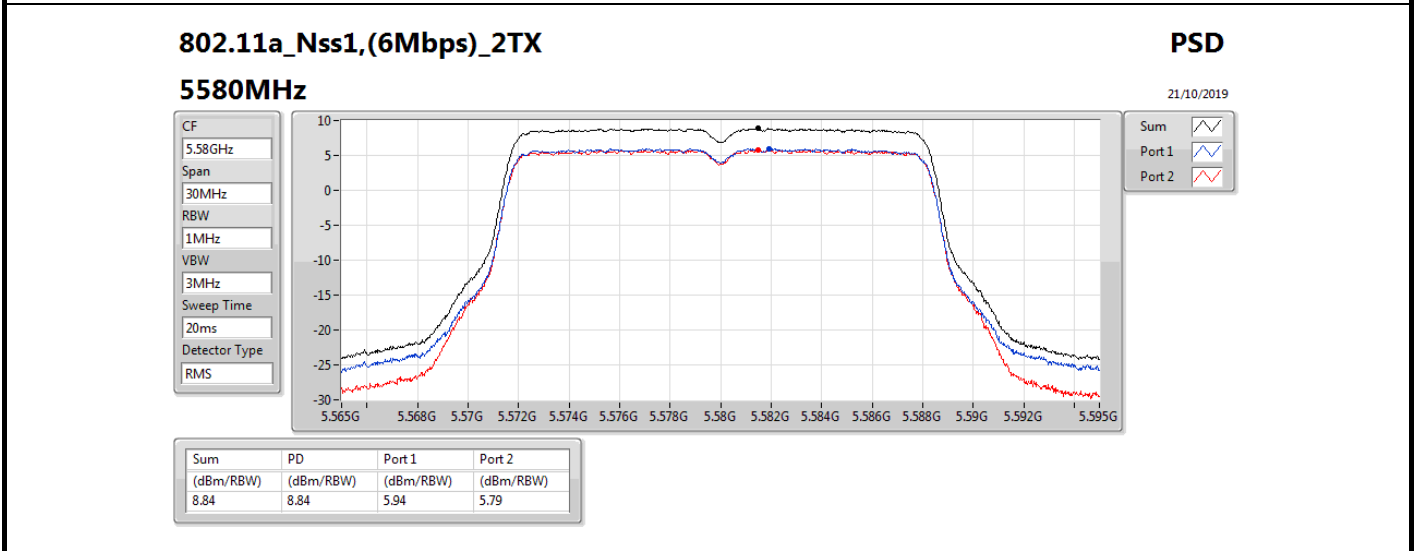
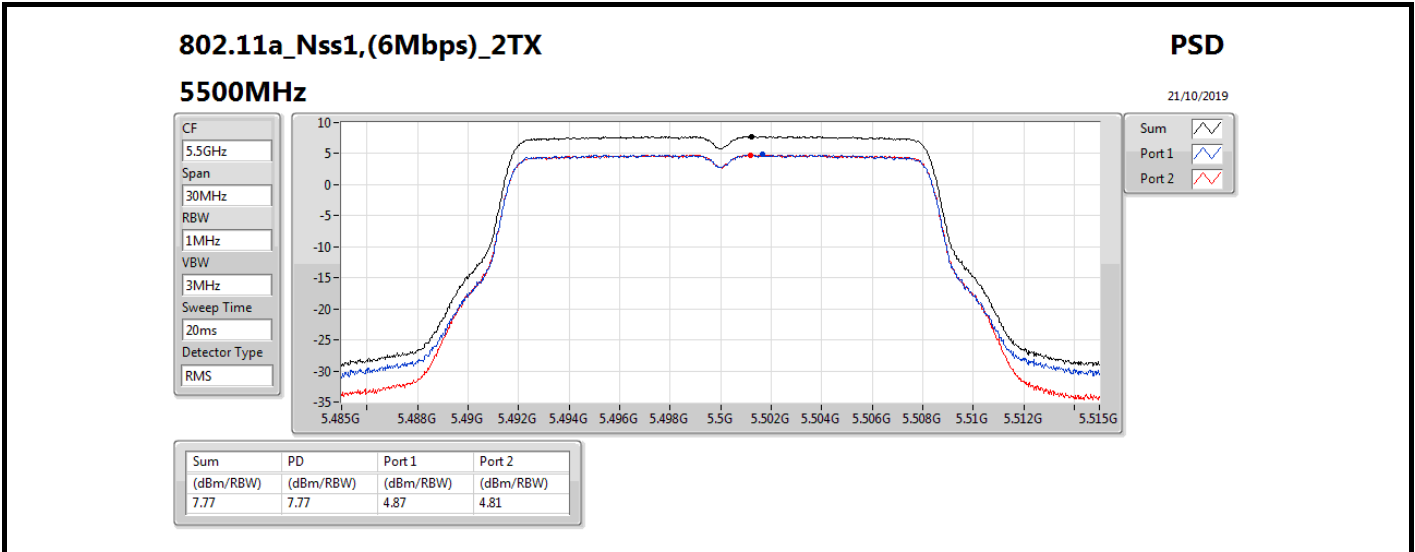
**Result**

Mode	Result	DG (dBi)	Port 1 (dBm/RBW)	Port 2 (dBm/RBW)	PD (dBm/RBW)	PD Limit (dBm/RBW)
802.11a_Nss1,(6Mbps)_2TX	-	-	-	-	-	-
5260MHz	Pass	8.01	6.01	5.97	8.95	8.99
5300MHz	Pass	8.01	5.8	6.03	8.91	8.99
5320MHz	Pass	8.01	5.17	5.09	8.03	8.99
5500MHz	Pass	8.01	4.87	4.81	7.77	8.99
5580MHz	Pass	8.01	5.94	5.79	8.84	8.99
5700MHz	Pass	8.01	1.86	0.67	4.25	8.99
802.11ac VHT20-BF_Nss1,(MCS0)_2TX	-	-	-	-	-	-
5260MHz	Pass	8.01	6.29	5.78	8.96	8.99
5300MHz	Pass	8.01	6.2	6.44	8.98	8.99
5320MHz	Pass	8.01	5.87	6.17	8.97	8.99
5500MHz	Pass	8.01	5.42	6.26	8.74	8.99
5580MHz	Pass	8.01	5.73	6.15	8.89	8.99
5700MHz	Pass	8.01	2.36	2.66	5.50	8.99
802.11ac VHT40-BF_Nss1,(MCS0)_2TX	-	-	-	-	-	-
5270MHz	Pass	8.01	4.69	3.97	7.09	8.99
5310MHz	Pass	8.01	0.15	0.21	2.86	8.99
5510MHz	Pass	8.01	-1.8	-0.88	1.52	8.99
5550MHz	Pass	8.01	4.1	4.15	7.11	8.99
5670MHz	Pass	8.01	2.19	2.23	5.19	8.99
802.11ac VHT80-BF_Nss1,(MCS0)_2TX	-	-	-	-	-	-
5290MHz	Pass	8.01	-3.16	-2.78	-0.02	8.99
5530MHz	Pass	8.01	-3.97	-3.83	-0.98	8.99
5610MHz	Pass	8.01	-0.34	-0.72	2.48	8.99
802.11ax HEW20-BF_Nss1,(MCS0)_2TX	-	-	-	-	-	-
5260MHz	Pass	8.01	6.31	5.71	8.95	8.99
5300MHz	Pass	8.01	6.02	5.98	8.93	8.99
5320MHz	Pass	8.01	5.88	6.34	8.86	8.99
5500MHz	Pass	8.01	4.05	4.93	7.46	8.99
5580MHz	Pass	8.01	5.8	6.34	8.90	8.99
5700MHz	Pass	8.01	1.79	2.13	4.87	8.99
802.11ax HEW40-BF_Nss1,(MCS0)_2TX	-	-	-	-	-	-
5270MHz	Pass	8.01	3.66	3.81	6.66	8.99
5310MHz	Pass	8.01	0.5	0.52	3.48	8.99
5510MHz	Pass	8.01	-1.24	-1.09	1.78	8.99
5550MHz	Pass	8.01	3.22	3.41	6.31	8.99
5670MHz	Pass	8.01	2.44	2.55	5.47	8.99
802.11ax HEW80-BF_Nss1,(MCS0)_2TX	-	-	-	-	-	-
5290MHz	Pass	8.01	-2.79	-2.75	0.17	8.99
5530MHz	Pass	8.01	-4.1	-3.86	-1.04	8.99
5610MHz	Pass	8.01	-5.53	-5.31	-2.46	8.99

**DG** = Directional Gain; **RBW** = 500 kHz for 5.725-5.85GHz band / 1MHz for other band;

**PD** = trace bin-by-bin of each transmits port summing can be performed maximum power density; **Port X** = Port X power density;





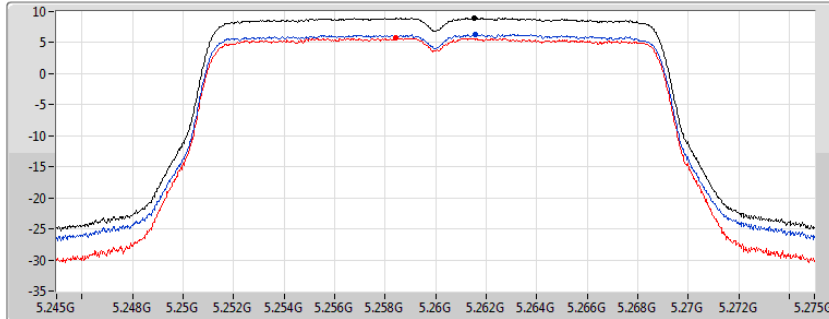
802.11ac VHT20-BF\_Nss1,(MCS0)\_2TX

PSD

5260MHz

04/11/2019

CF  
5.26GHz  
Span  
30MHz  
RBW  
1MHz  
VBW  
3MHz  
Sweep Time  
20ms  
Detector Type  
RMS



Sum  
Port 1  
Port 2

Sum	PD	Port 1	Port 2
(dBm/RBW)	(dBm/RBW)	(dBm/RBW)	(dBm/RBW)
8.96	8.96	6.29	5.78

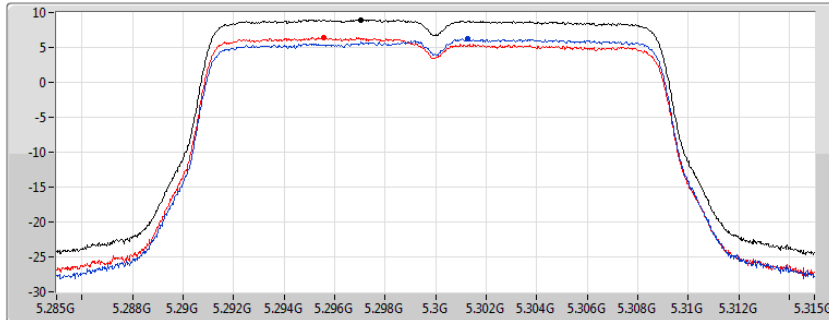
802.11ac VHT20-BF\_Nss1,(MCS0)\_2TX

PSD

5300MHz

04/11/2019

CF  
5.3GHz  
Span  
30MHz  
RBW  
1MHz  
VBW  
3MHz  
Sweep Time  
20ms  
Detector Type  
RMS



Sum  
Port 1  
Port 2

Sum	PD	Port 1	Port 2
(dBm/RBW)	(dBm/RBW)	(dBm/RBW)	(dBm/RBW)
8.98	8.98	6.20	6.44

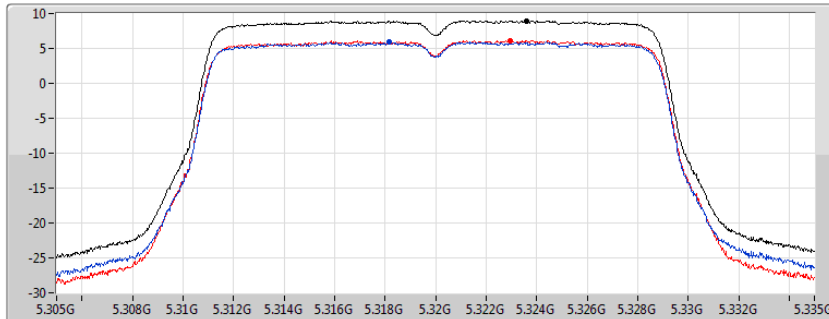
802.11ac VHT20-BF\_Nss1,(MCS0)\_2TX

PSD

5320MHz

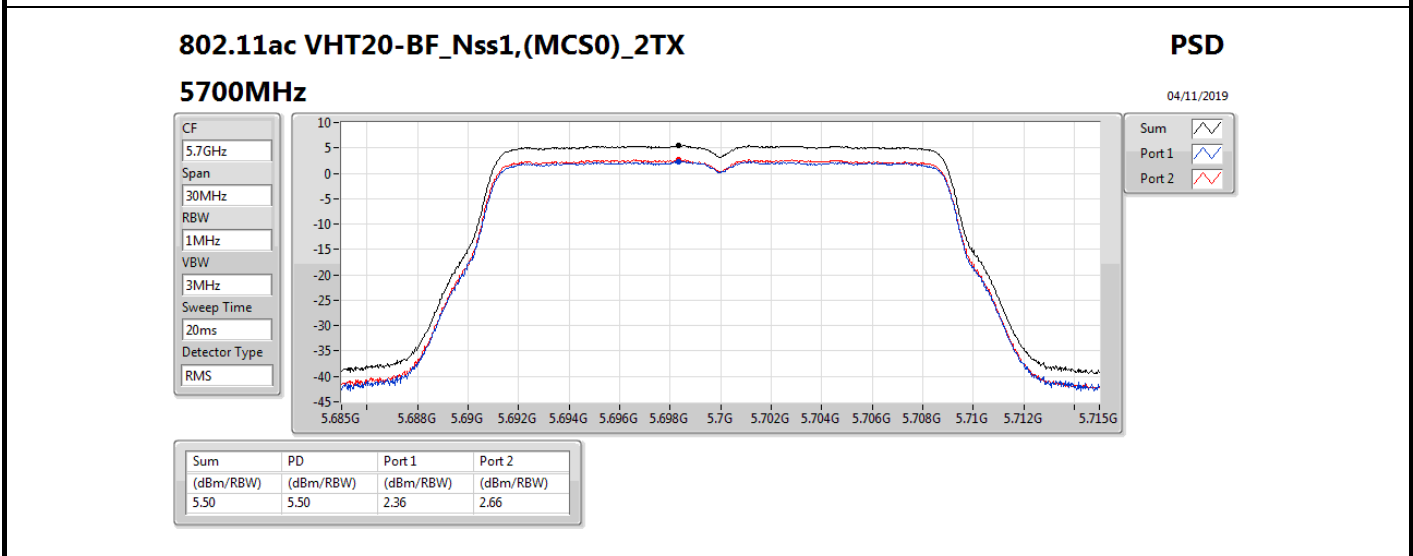
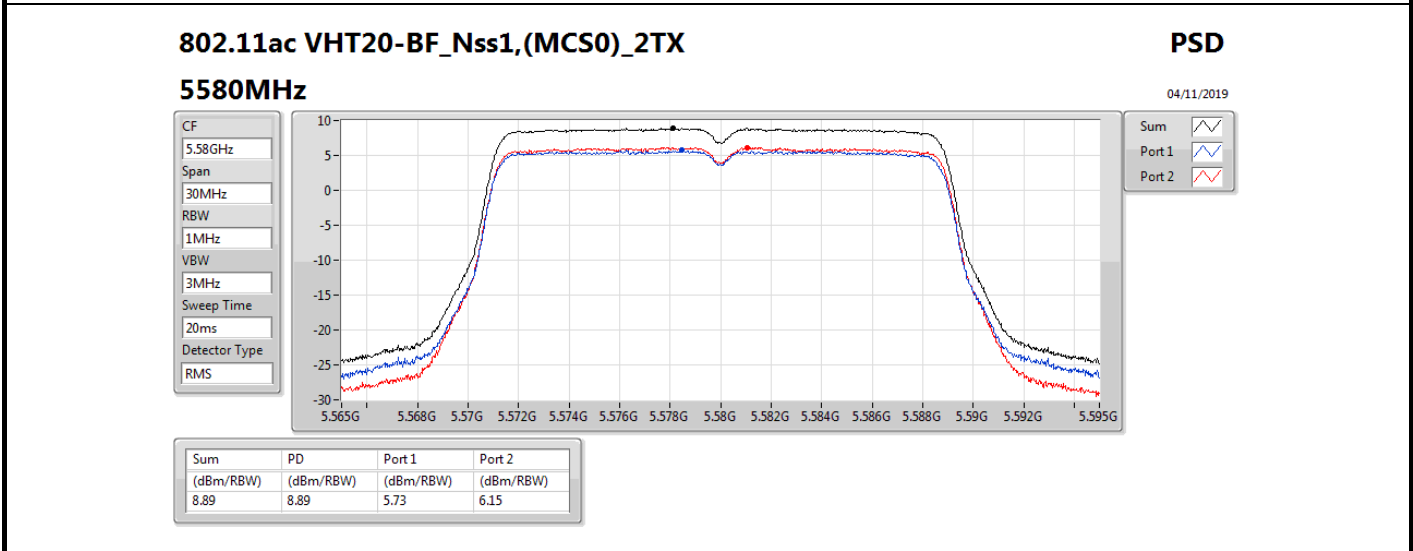
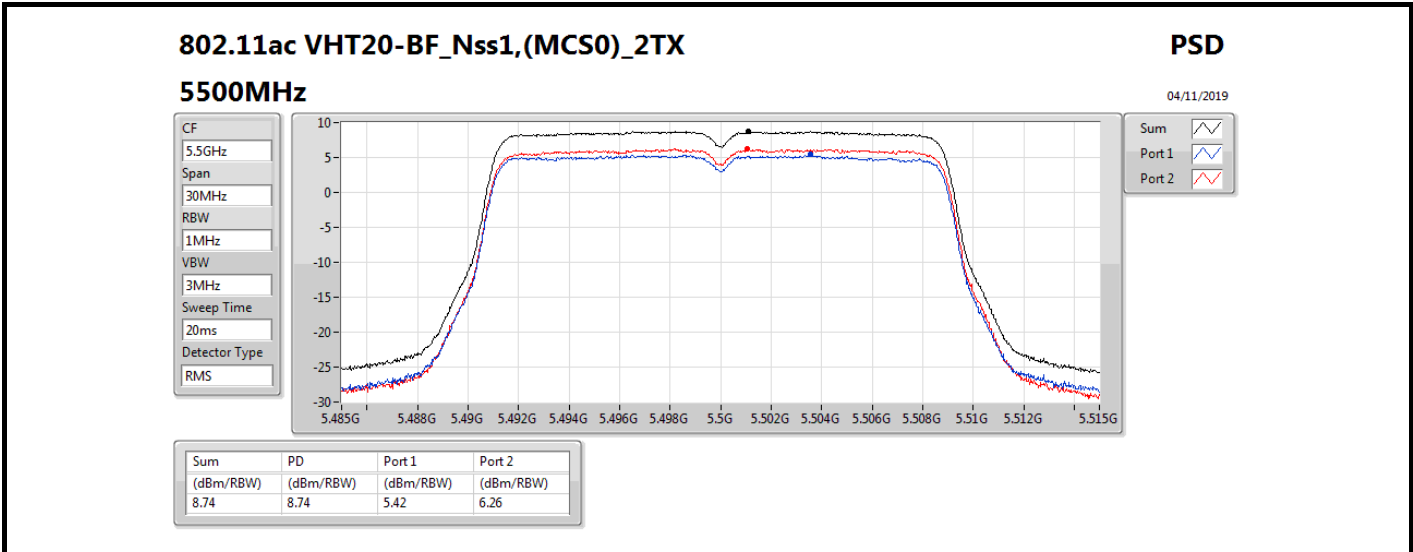
04/11/2019

CF  
5.32GHz  
Span  
30MHz  
RBW  
1MHz  
VBW  
3MHz  
Sweep Time  
20ms  
Detector Type  
RMS



Sum  
Port 1  
Port 2

Sum	PD	Port 1	Port 2
(dBm/RBW)	(dBm/RBW)	(dBm/RBW)	(dBm/RBW)
8.97	8.97	5.87	6.17



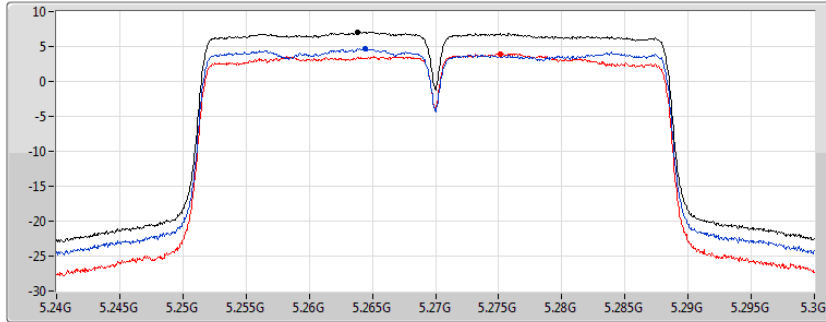
802.11ac VHT40-BF\_Nss1,(MCS0)\_2TX

PSD

5270MHz

04/11/2019

CF  
5.27GHz  
Span  
60MHz  
RBW  
1MHz  
VBW  
3MHz  
Sweep Time  
20ms  
Detector Type  
RMS



Sum  
Port 1  
Port 2

Sum	PD	Port 1	Port 2
(dBm/RBW)	(dBm/RBW)	(dBm/RBW)	(dBm/RBW)
7.09	7.09	4.69	3.97

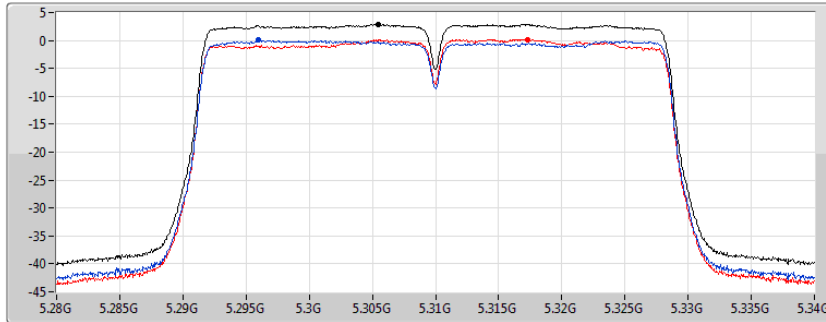
802.11ac VHT40-BF\_Nss1,(MCS0)\_2TX

PSD

5310MHz

04/11/2019

CF  
5.31GHz  
Span  
60MHz  
RBW  
1MHz  
VBW  
3MHz  
Sweep Time  
20ms  
Detector Type  
RMS



Sum  
Port 1  
Port 2

Sum	PD	Port 1	Port 2
(dBm/RBW)	(dBm/RBW)	(dBm/RBW)	(dBm/RBW)
2.86	2.86	0.15	0.21

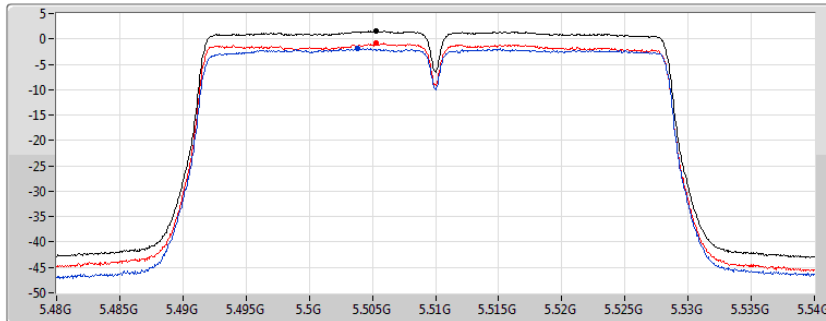
802.11ac VHT40-BF\_Nss1,(MCS0)\_2TX

PSD

5510MHz

04/11/2019

CF  
5.51GHz  
Span  
60MHz  
RBW  
1MHz  
VBW  
3MHz  
Sweep Time  
20ms  
Detector Type  
RMS



Sum  
Port 1  
Port 2

Sum	PD	Port 1	Port 2
(dBm/RBW)	(dBm/RBW)	(dBm/RBW)	(dBm/RBW)
1.52	1.52	-1.80	-0.88



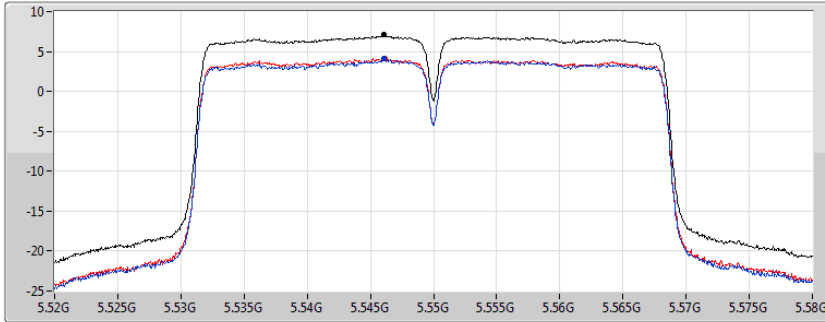
802.11ac VHT40-BF\_Nss1,(MCS0)\_2TX

PSD

5550MHz

04/11/2019

CF  
5.55GHz  
Span  
60MHz  
RBW  
1MHz  
VBW  
3MHz  
Sweep Time  
20ms  
Detector Type  
RMS



Sum  
Port 1  
Port 2

Sum	PD	Port 1	Port 2
(dBm/RBW)	(dBm/RBW)	(dBm/RBW)	(dBm/RBW)
7.11	7.11	4.10	4.15

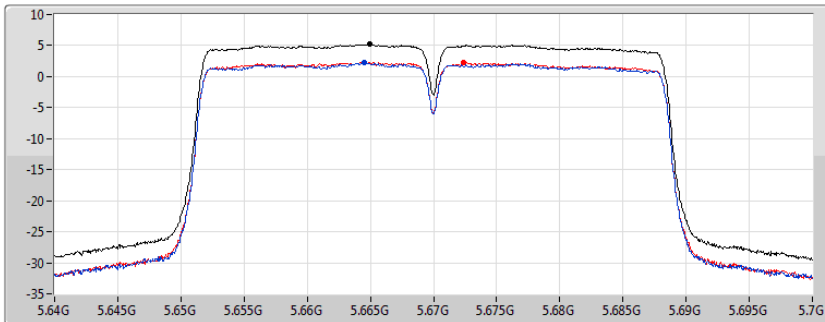
802.11ac VHT40-BF\_Nss1,(MCS0)\_2TX

PSD

5670MHz

04/11/2019

CF  
5.67GHz  
Span  
60MHz  
RBW  
1MHz  
VBW  
3MHz  
Sweep Time  
20ms  
Detector Type  
RMS



Sum  
Port 1  
Port 2

Sum	PD	Port 1	Port 2
(dBm/RBW)	(dBm/RBW)	(dBm/RBW)	(dBm/RBW)
5.19	5.19	2.19	2.23

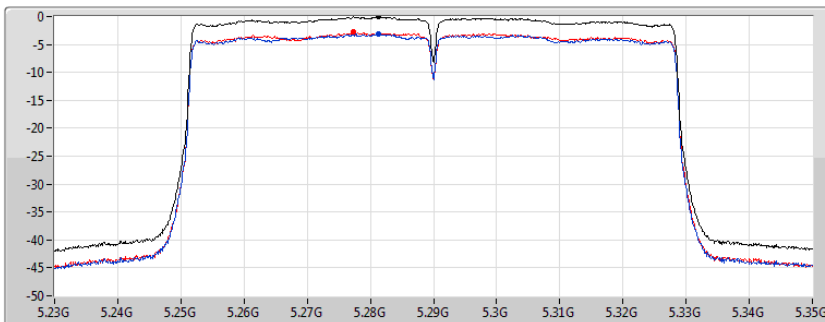
802.11ac VHT80-BF\_Nss1,(MCS0)\_2TX

PSD

5290MHz

04/11/2019

CF  
5.29GHz  
Span  
120MHz  
RBW  
1MHz  
VBW  
3MHz  
Sweep Time  
20ms  
Detector Type  
RMS



Sum  
Port 1  
Port 2

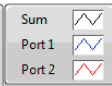
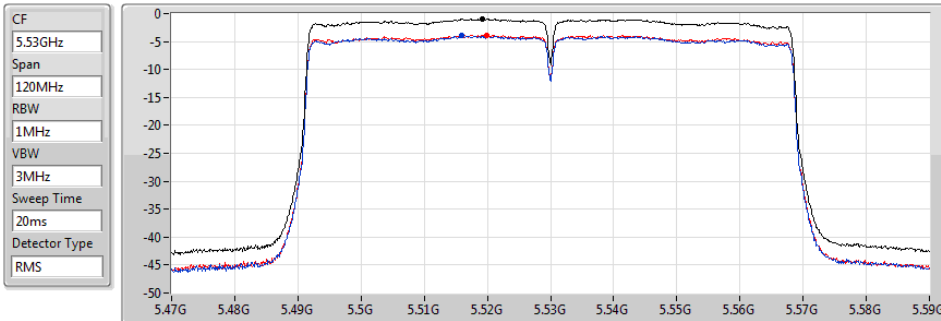
Sum	PD	Port 1	Port 2
(dBm/RBW)	(dBm/RBW)	(dBm/RBW)	(dBm/RBW)
-0.02	-0.02	-3.16	-2.78

802.11ac VHT80-BF\_Nss1,(MCS0)\_2TX

PSD

5530MHz

04/11/2019



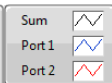
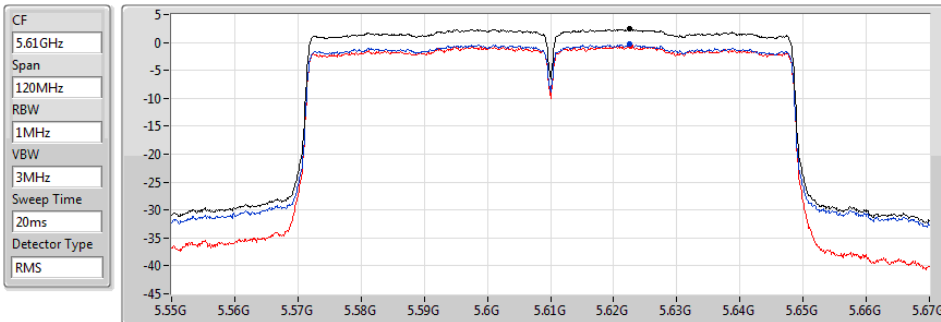
Sum	PD	Port 1	Port 2
(dBm/RBW)	(dBm/RBW)	(dBm/RBW)	(dBm/RBW)
-0.98	-0.98	-3.97	-3.83

802.11ac VHT80-BF\_Nss1,(MCS0)\_2TX

PSD

5610MHz

27/11/2019



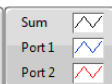
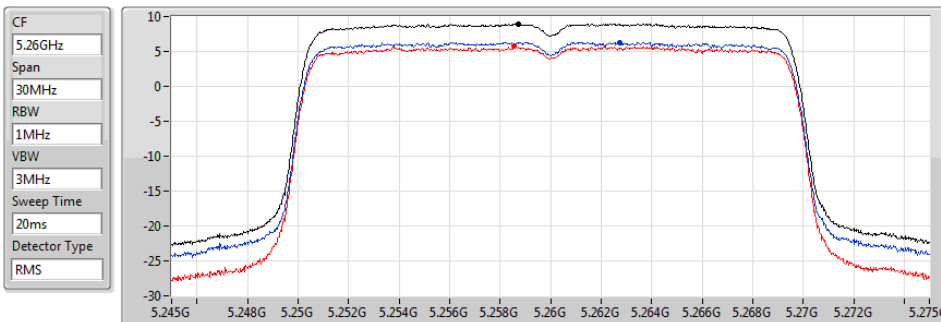
Sum	PD	Port 1	Port 2
(dBm/RBW)	(dBm/RBW)	(dBm/RBW)	(dBm/RBW)
2.48	2.48	-0.34	-0.72

802.11ax HEW20-BF\_Nss1,(MCS0)\_2TX

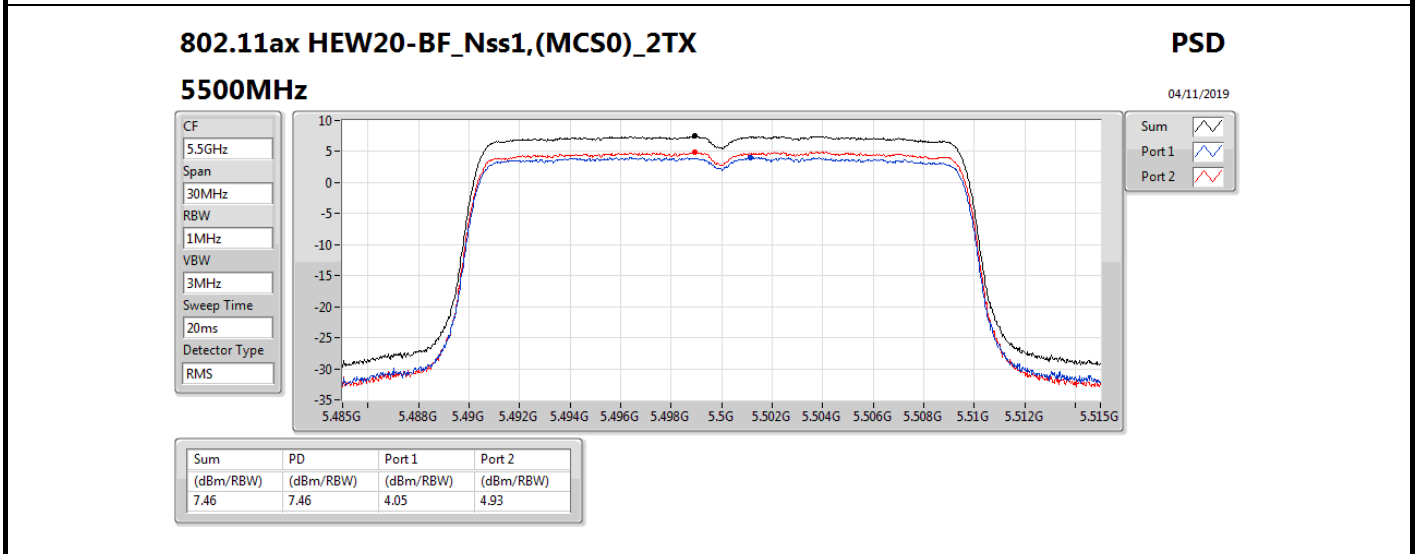
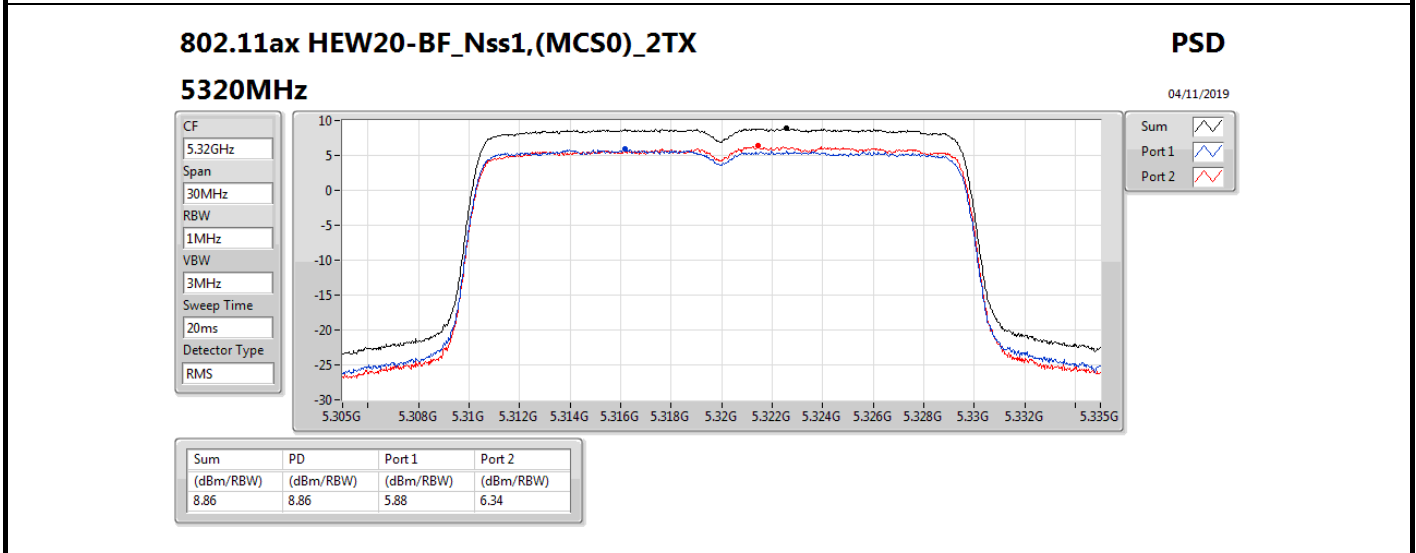
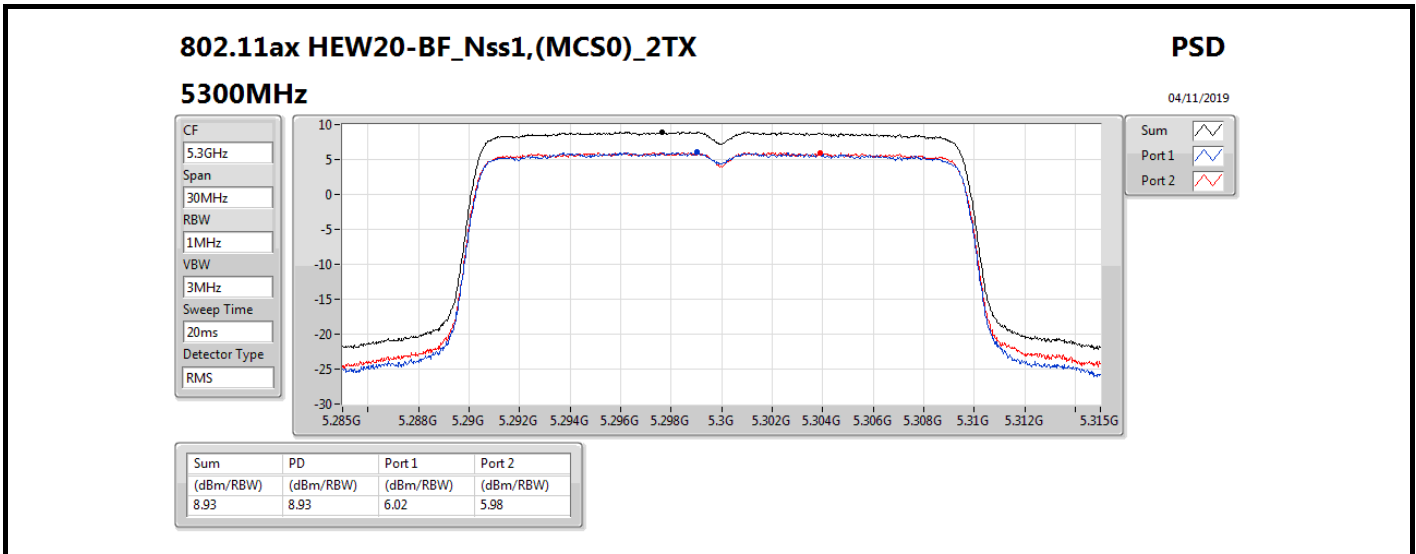
PSD

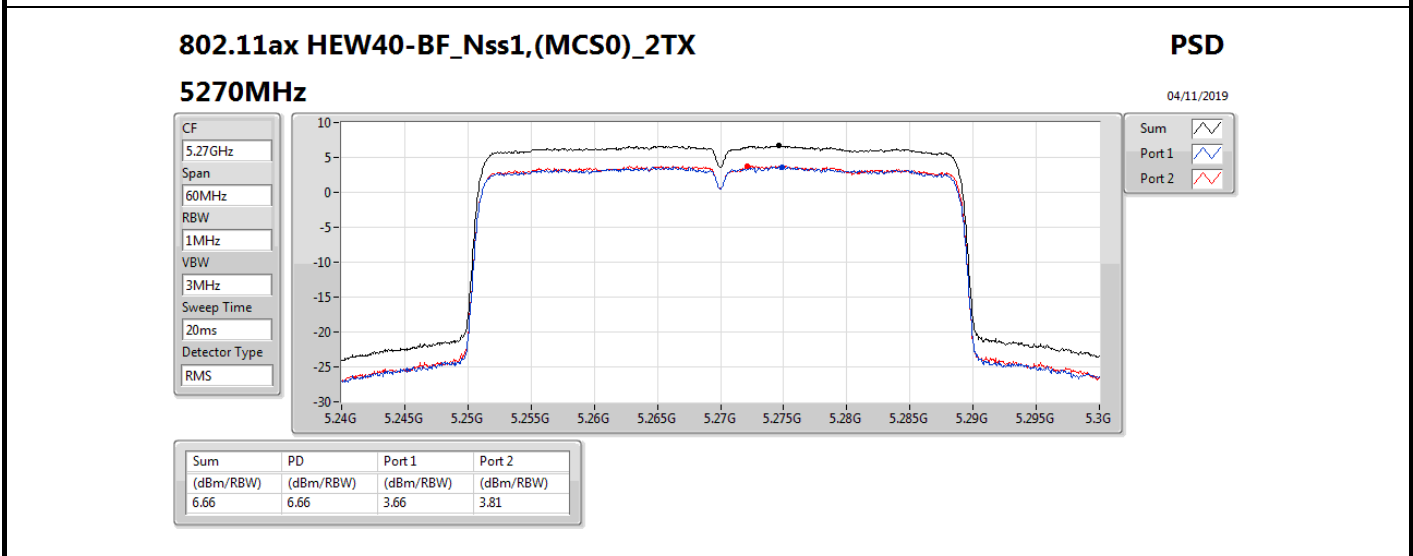
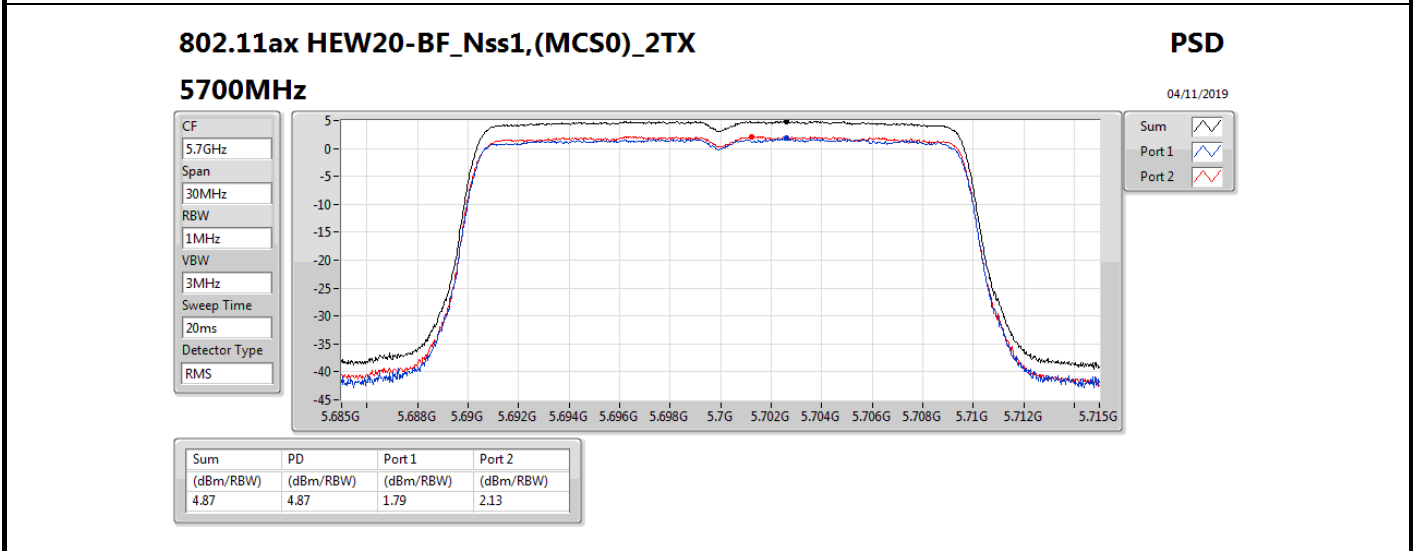
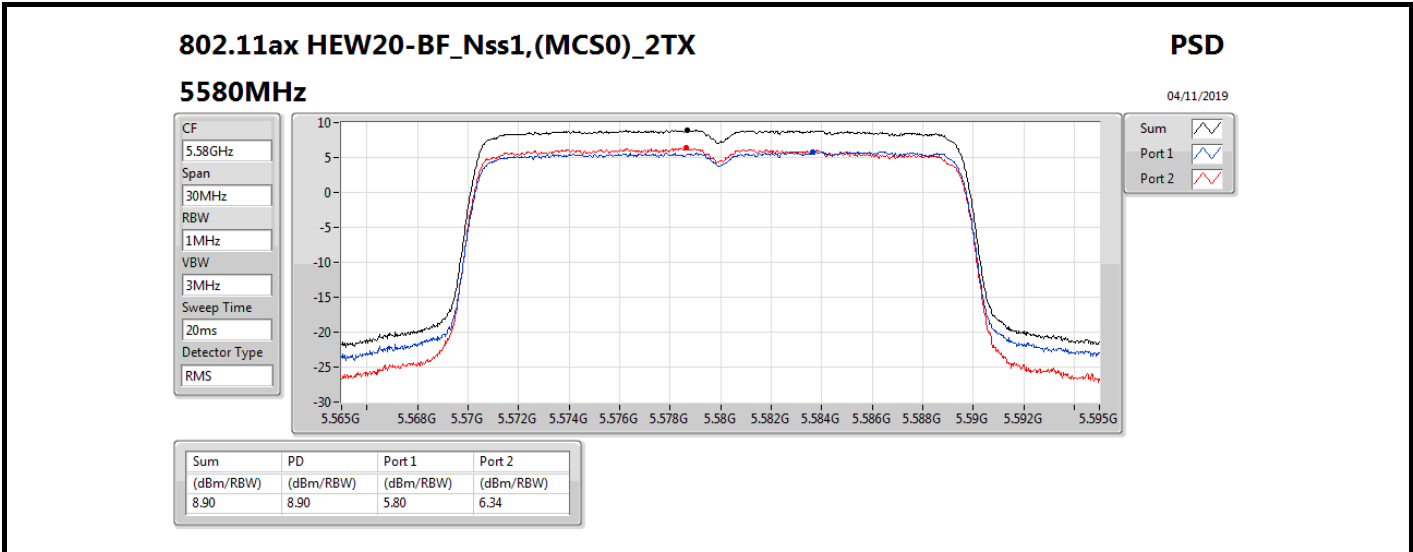
5260MHz

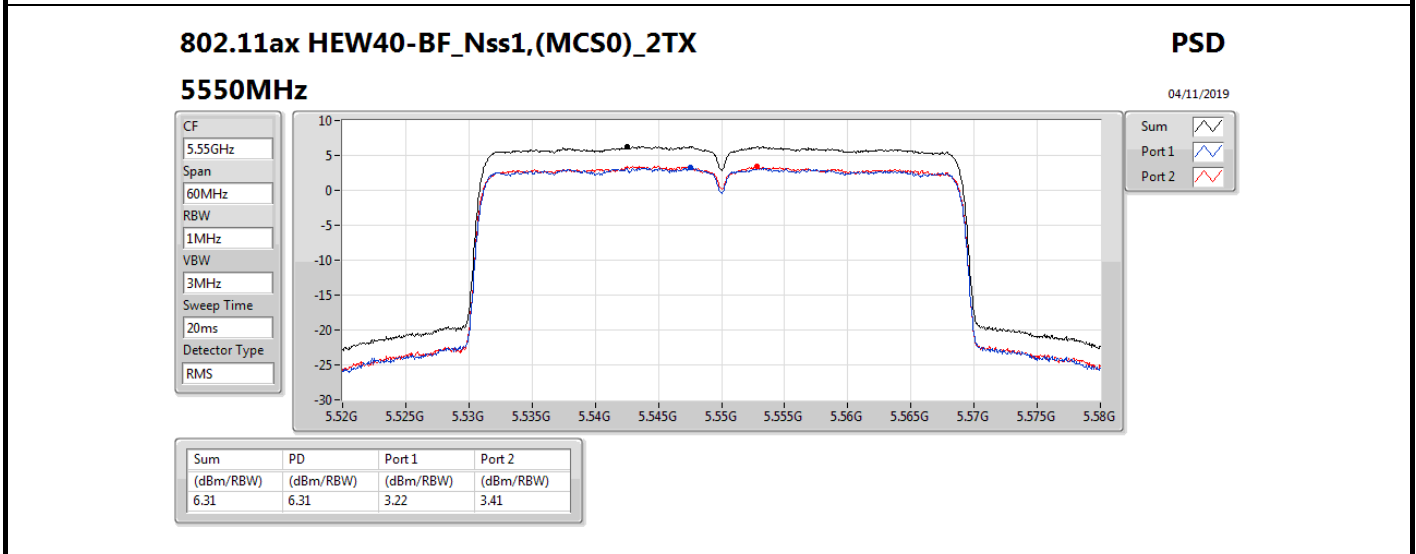
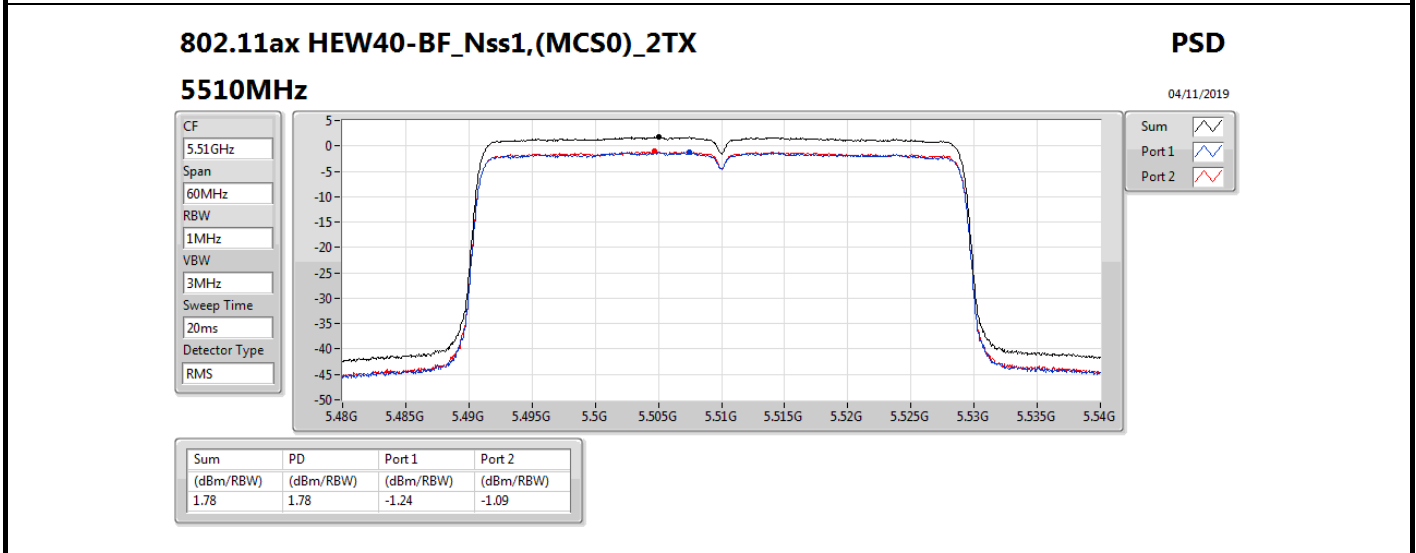
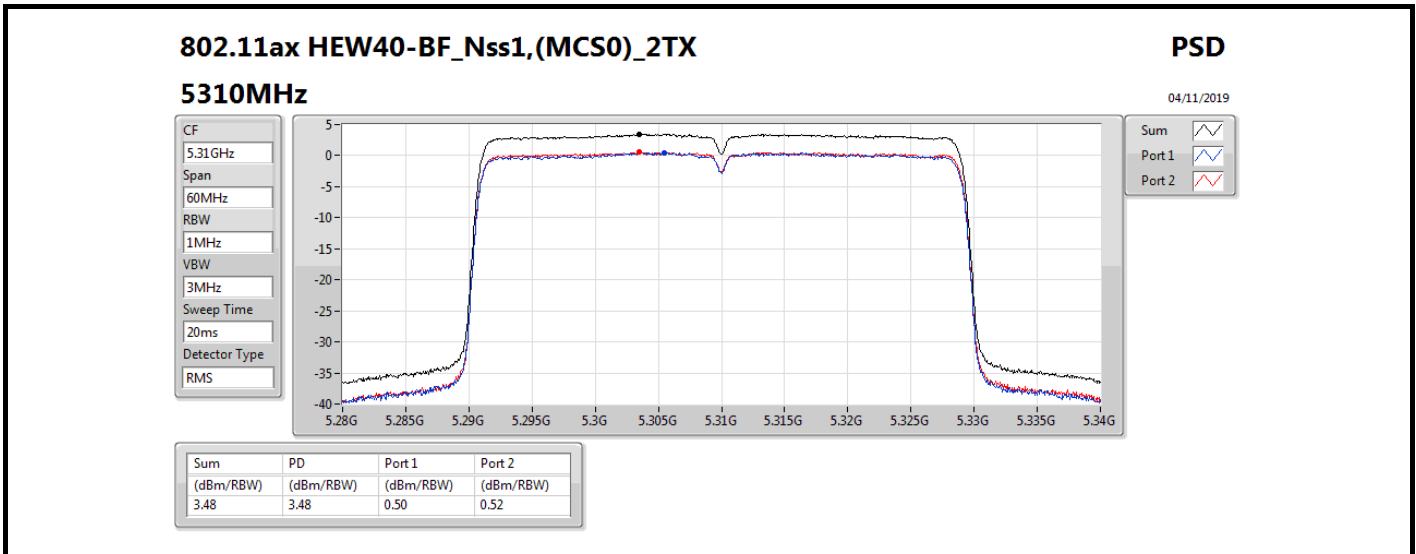
04/11/2019

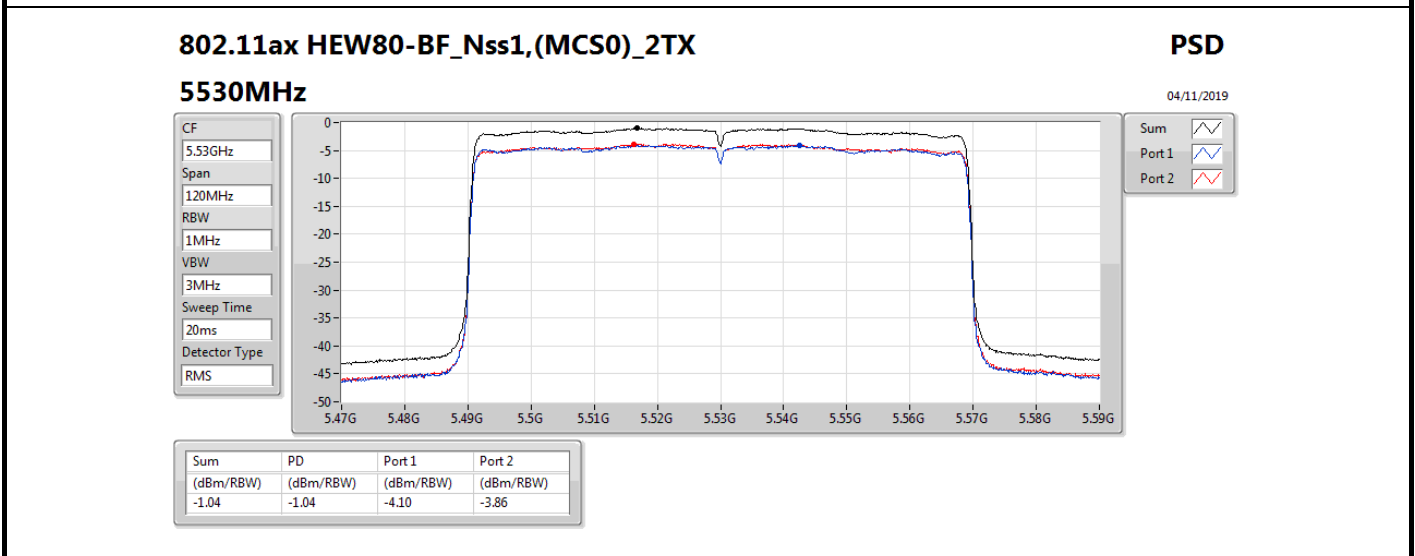
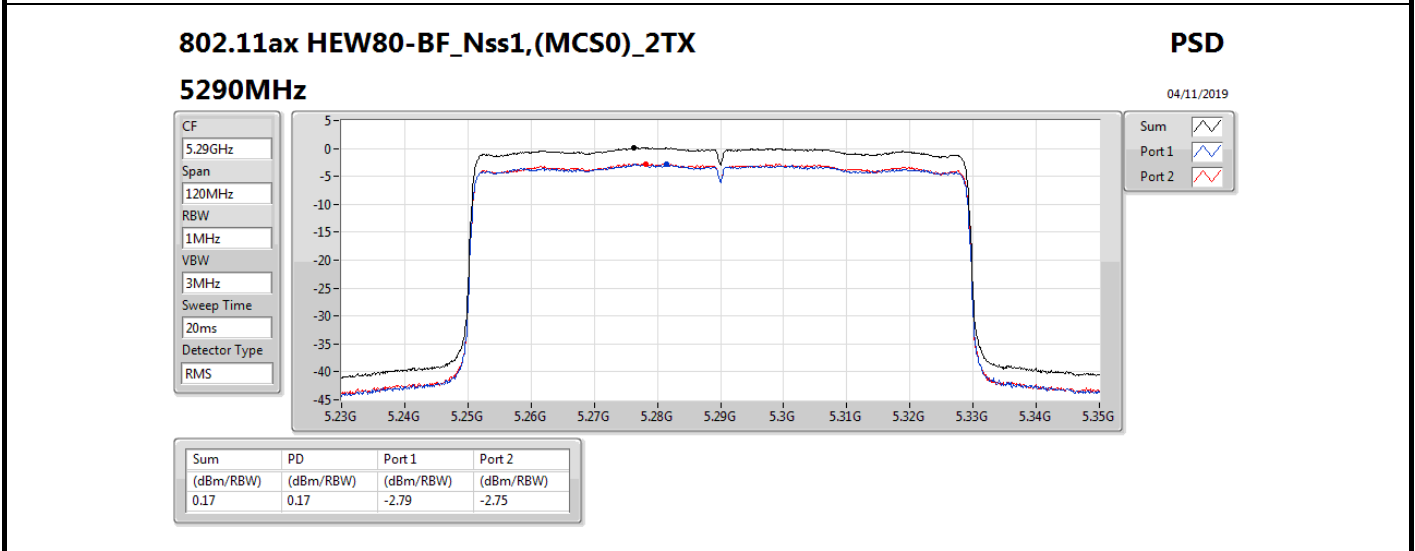
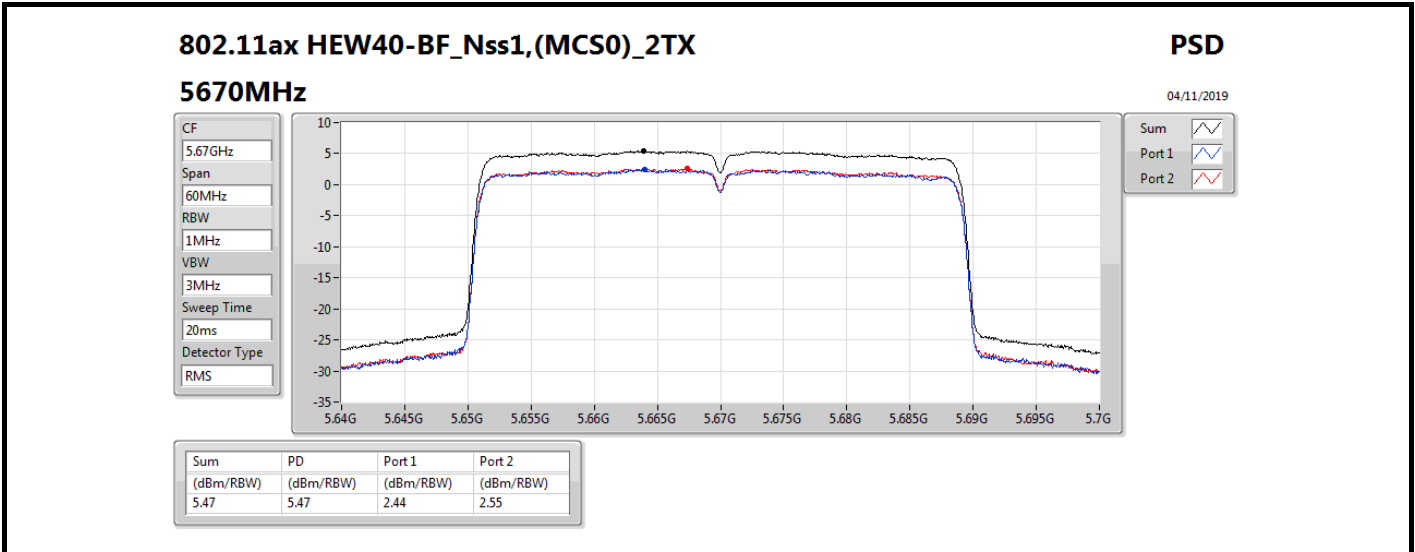


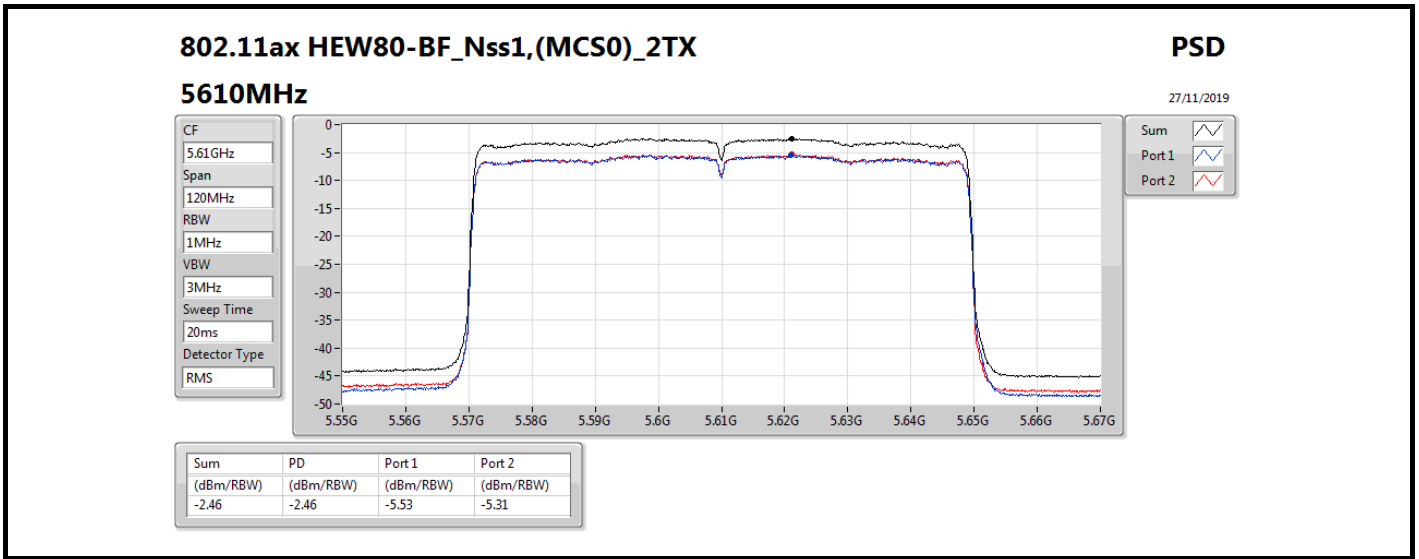
Sum	PD	Port 1	Port 2
(dBm/RBW)	(dBm/RBW)	(dBm/RBW)	(dBm/RBW)
8.95	8.95	6.31	5.71













Summary

Mode	Result	Type	Freq (Hz)	Level (dBuV/m)	Limit (dBuV/m)	Margin (dB)	Factor (dB)	Dist (m)	Condition	Azimuth (°)	Height (m)	Comments
5.25-5.35GHz	-	-	-	-	-	-	-	-	-	-	-	-
802.11ac VHT40-BF_Nss1,(MCS0)_2TX	Pass	PK	5.351G	73.97	74.00	-0.03	5.81	3	Horizontal	269	2.02	-

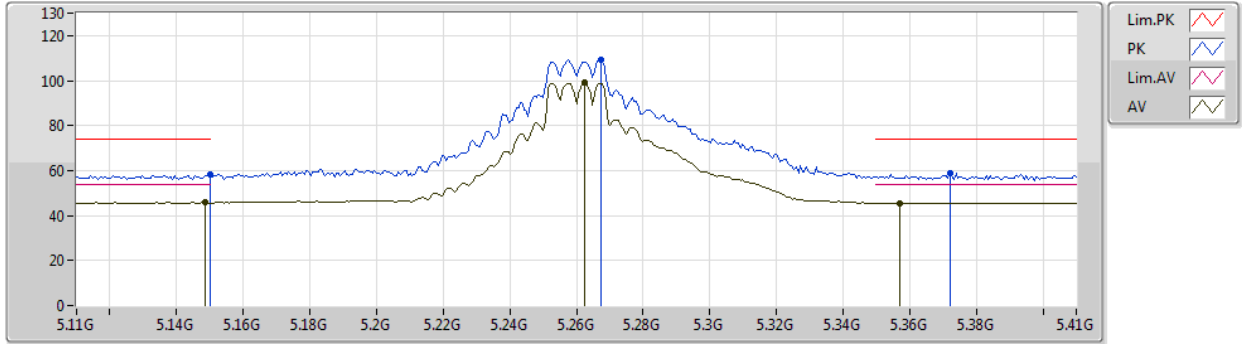




802.11a\_Nss1,(6Mbps)\_2TX

16/10/2019

5260MHz\_TX



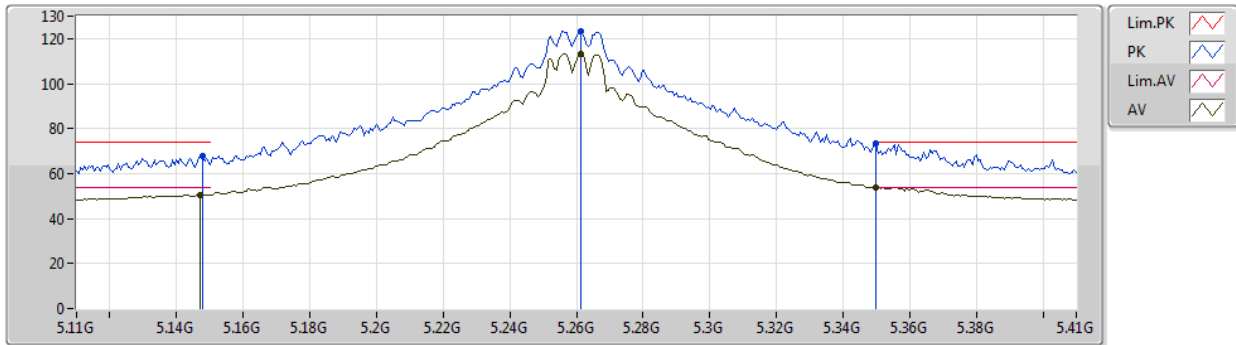
EUT\_Z\_ANT180\_2TX  
 Setting 93  
 02-G-3-10  
 FSU(100015)

Type	Freq (Hz)	Level (dBuV/m)	Limit (dBuV/m)	Margin (dB)	Factor (dB)	Dist (m)	Condition	Azimuth (°)	Height (m)	Comment	Raw (dBuV)
PK	5.15G	58.07	74.00	-15.93	7.94	3	Vertical	183	2.99	-	50.13
AV	5.1484G	46.10	54.00	-7.90	7.94	3	Vertical	183	2.99	-	38.16
PK	5.2672G	109.53	Inf	-Inf	8.16	3	Vertical	183	2.99	-	101.37
AV	5.2624G	98.99	Inf	-Inf	8.15	3	Vertical	183	2.99	-	90.84
PK	5.3722G	58.76	74.00	-15.24	8.30	3	Vertical	183	2.99	-	50.46
AV	5.3572G	45.66	54.00	-8.34	8.28	3	Vertical	183	2.99	-	37.38

802.11a\_Nss1,(6Mbps)\_2TX

16/10/2019

5260MHz\_TX



EUT\_Z\_ANT180\_2TX  
 Setting 93  
 02-G-3-10  
 FSU(100015)

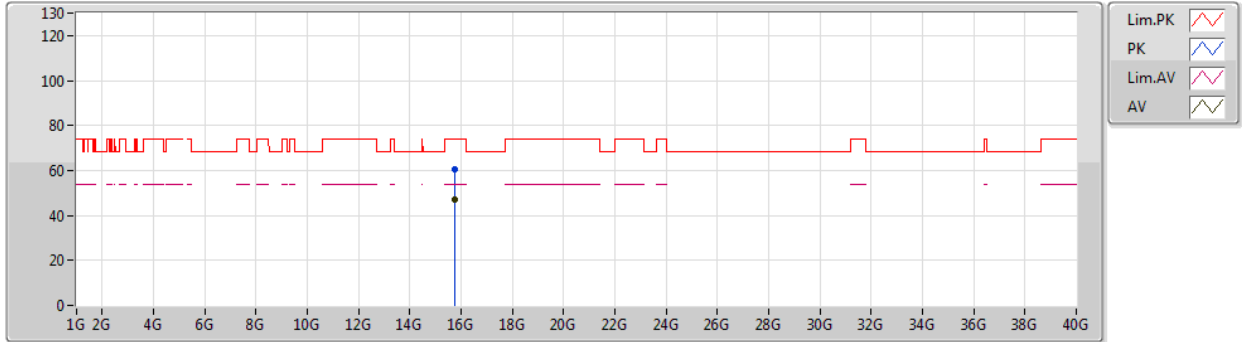
Type	Freq (Hz)	Level (dBuV/m)	Limit (dBuV/m)	Margin (dB)	Factor (dB)	Dist (m)	Condition	Azimuth (°)	Height (m)	Comment	Raw (dBuV)
PK	5.1478G	67.56	74.00	-6.44	7.94	3	Horizontal	262	2.30	-	59.62
AV	5.1472G	50.68	54.00	-3.32	7.94	3	Horizontal	262	2.30	-	42.74
PK	5.2612G	123.20	Inf	-Inf	8.15	3	Horizontal	262	2.30	-	115.05
AV	5.2612G	112.98	Inf	-Inf	8.15	3	Horizontal	262	2.30	-	104.83
PK	5.35G	73.47	74.00	-0.53	8.28	3	Horizontal	262	2.30	-	65.19
AV	5.35G	53.84	54.00	-0.16	8.28	3	Horizontal	262	2.30	-	45.56



802.11a\_Nss1,(6Mbps)\_2TX

16/10/2019

5260MHz\_TX



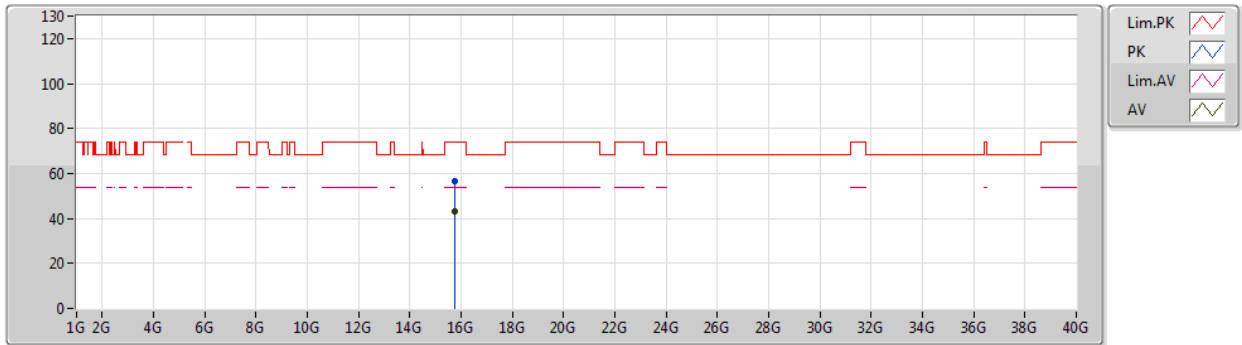
EUT Z\_ANT180\_2TX  
 Setting 93  
 02-G-3  
 FSU(100015)

Type	Freq (Hz)	Level (dBuV/m)	Limit (dBuV/m)	Margin (dB)	Factor (dB)	Dist (m)	Condition	Azimuth (°)	Height (m)	Comment	Raw (dBuV)
PK	15.77236G	60.38	74.00	-13.62	15.45	3	Vertical	81	2.62	-	44.93
AV	15.77824G	47.23	54.00	-6.77	15.44	3	Vertical	81	2.62	-	31.79

802.11a\_Nss1,(6Mbps)\_2TX

16/10/2019

5260MHz\_TX



EUT Z\_ANT180\_2TX  
 Setting 93  
 02-G-3  
 FSU(100015)

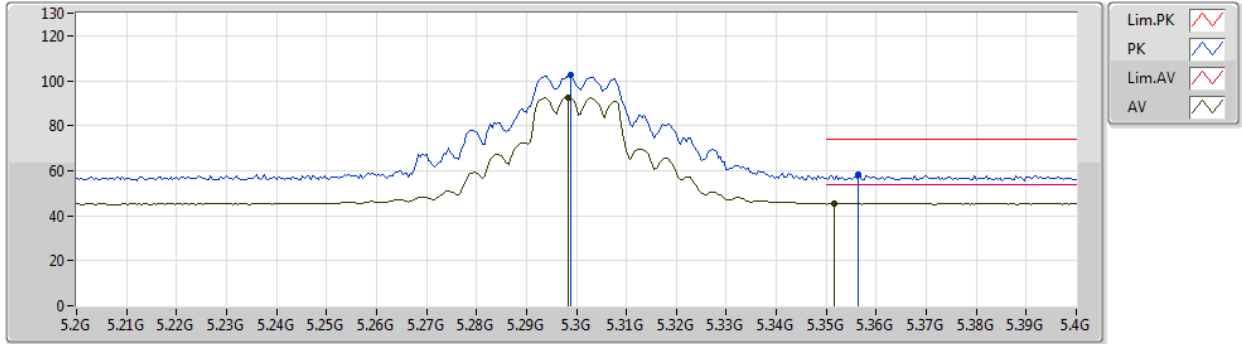
Type	Freq (Hz)	Level (dBuV/m)	Limit (dBuV/m)	Margin (dB)	Factor (dB)	Dist (m)	Condition	Azimuth (°)	Height (m)	Comment	Raw (dBuV)
PK	15.77832G	56.78	74.00	-17.22	15.44	3	Horizontal	13	1.58	-	41.34
AV	15.77804G	43.27	54.00	-10.73	15.44	3	Horizontal	13	1.58	-	27.83



802.11a\_Nss1,(6Mbps)\_2TX

16/10/2019

5300MHz\_TX



EUT Z\_ANT180\_2TX  
 Setting 89  
 02-G-3-10  
 FSU(100015)

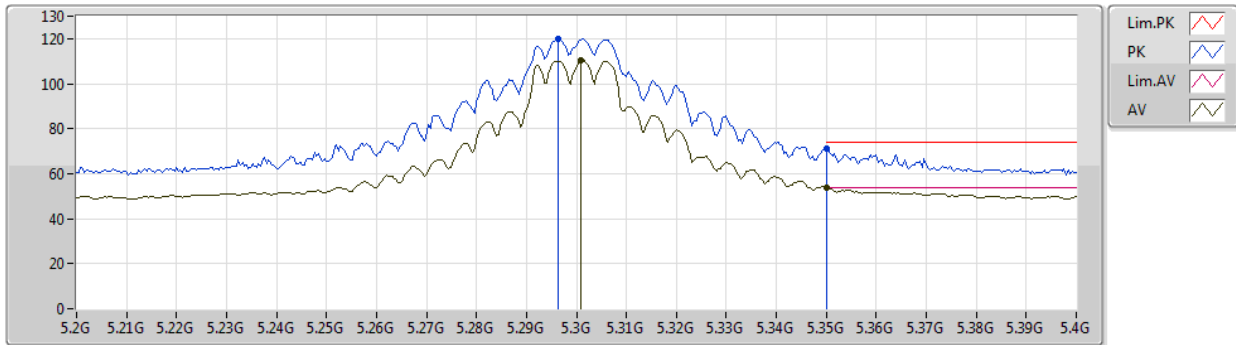
Type	Freq (Hz)	Level (dBuV/m)	Limit (dBuV/m)	Margin (dB)	Factor (dB)	Dist (m)	Condition	Azimuth (°)	Height (m)	Comment	Raw (dBuV)
PK	5.2988G	102.37	Inf	-Inf	8.21	3	Vertical	88	2.38	-	94.16
AV	5.2984G	92.71	Inf	-Inf	8.21	3	Vertical	88	2.38	-	84.50
PK	5.3564G	58.26	74.00	-15.74	8.28	3	Vertical	88	2.38	-	49.98
AV	5.3516G	45.56	54.00	-8.44	8.28	3	Vertical	88	2.38	-	37.28



802.11a\_Nss1,(6Mbps)\_2TX

16/10/2019

5300MHz\_TX



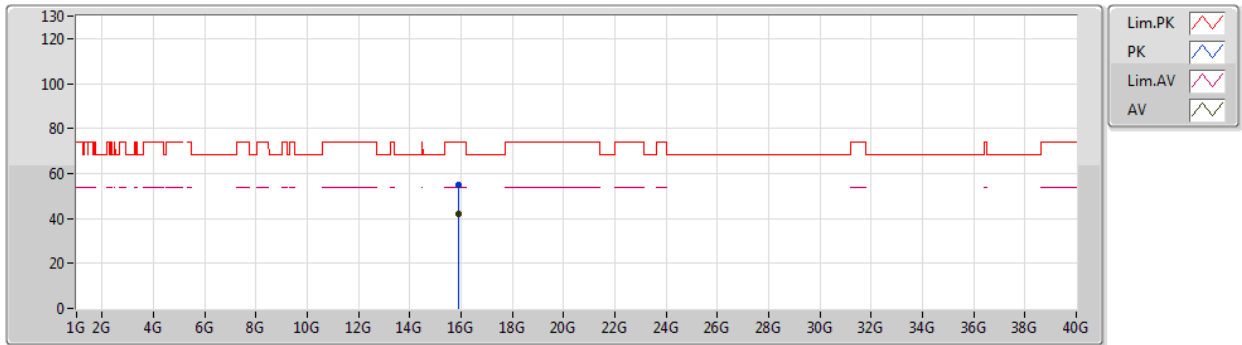
EUT Z\_ANT180\_2TX  
 Setting 89  
 02-G-3-10  
 FSU(100015)

Type	Freq (Hz)	Level (dBuV/m)	Limit (dBuV/m)	Margin (dB)	Factor (dB)	Dist (m)	Condition	Azimuth (°)	Height (m)	Comment	Raw (dBuV)
PK	5.2964G	119.91	Inf	-Inf	8.21	3	Horizontal	249	2.16	-	111.70
AV	5.3008G	110.39	Inf	-Inf	8.21	3	Horizontal	249	2.16	-	102.18
PK	5.35G	71.33	74.00	-2.67	8.28	3	Horizontal	249	2.16	-	63.05
AV	5.35G	53.87	54.00	-0.13	8.28	3	Horizontal	249	2.16	-	45.59

802.11a\_Nss1,(6Mbps)\_2TX

16/10/2019

5300MHz\_TX



EUT Z\_ANT180\_2TX  
 Setting 89  
 02-G-3  
 FSU(100015)

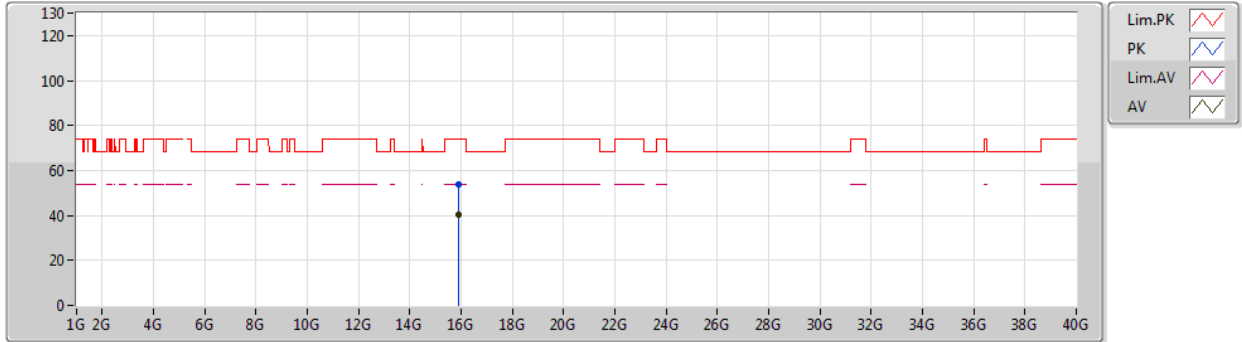
Type	Freq (Hz)	Level (dBuV/m)	Limit (dBuV/m)	Margin (dB)	Factor (dB)	Dist (m)	Condition	Azimuth (°)	Height (m)	Comment	Raw (dBuV)
PK	15.89536G	55.17	74.00	-18.83	15.14	3	Vertical	257	2.17	-	40.03
AV	15.90052G	41.75	54.00	-12.25	15.13	3	Vertical	257	2.17	-	26.62



802.11a\_Nss1,(6Mbps)\_2TX

16/10/2019

5300MHz\_TX



EUT Z\_ANT180\_2TX  
 Setting 89  
 02-G-3  
 FSU(100015)

Type	Freq (Hz)	Level (dBuV/m)	Limit (dBuV/m)	Margin (dB)	Factor (dB)	Dist (m)	Condition	Azimuth (°)	Height (m)	Comment	Raw (dBuV)
PK	15.89784G	53.53	74.00	-20.47	15.14	3	Horizontal	203	2.45	-	38.39
AV	15.8994G	40.10	54.00	-13.90	15.13	3	Horizontal	203	2.45	-	24.97

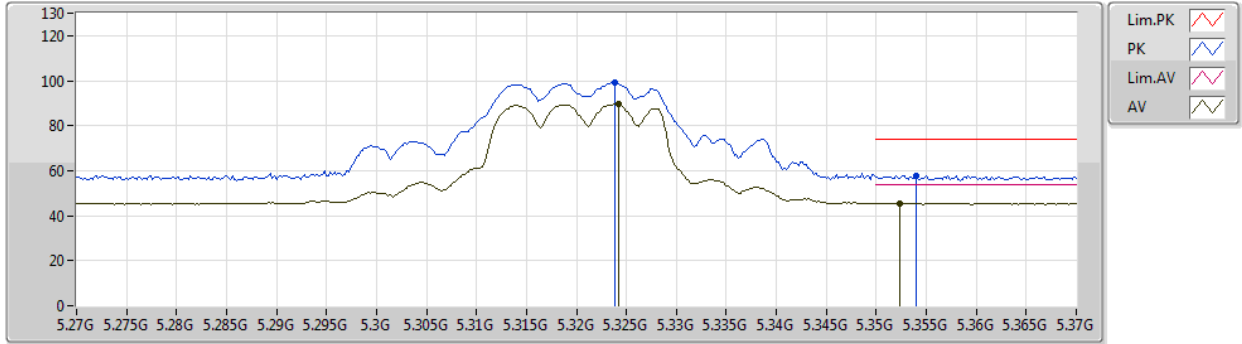




802.11a\_Nss1,(6Mbps)\_2TX

16/10/2019

5320MHz\_TX



EUT Z\_ANT180\_2TX  
 Setting 75  
 02-G-3-10  
 FSU(100015)

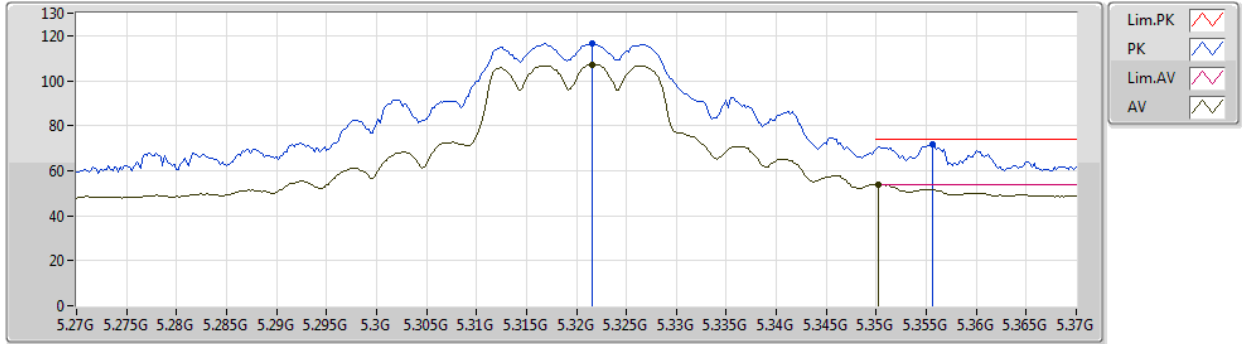
Type	Freq (Hz)	Level (dBuV/m)	Limit (dBuV/m)	Margin (dB)	Factor (dB)	Dist (m)	Condition	Azimuth (°)	Height (m)	Comment	Raw (dBuV)
PK	5.3238G	99.12	Inf	-Inf	8.24	3	Vertical	88	2.36	-	90.88
AV	5.3242G	89.72	Inf	-Inf	8.24	3	Vertical	88	2.36	-	81.48
PK	5.354G	57.91	74.00	-16.09	8.28	3	Vertical	88	2.36	-	49.63
AV	5.3524G	45.52	54.00	-8.48	8.28	3	Vertical	88	2.36	-	37.24



802.11a\_Nss1,(6Mbps)\_2TX

16/10/2019

5320MHz\_TX



EUT Z\_ANT180\_2TX  
 Setting 75  
 02-G-3-10  
 FSU(100015)

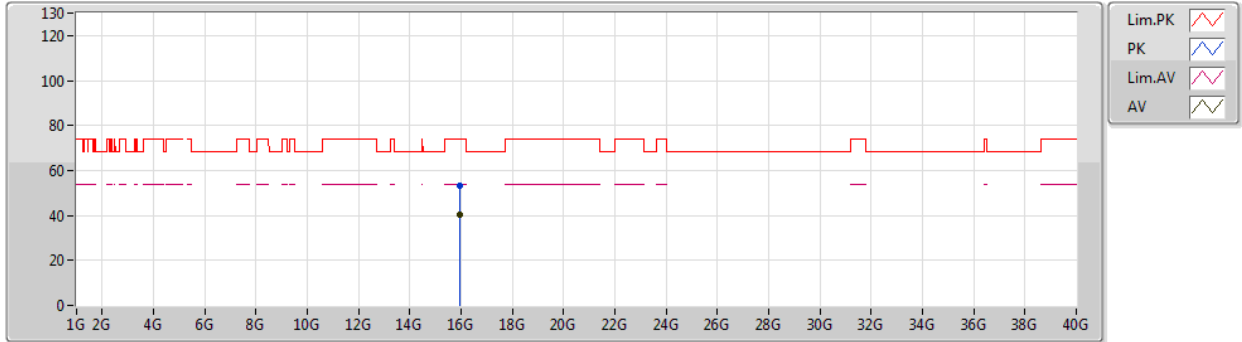
Type	Freq (Hz)	Level (dBuV/m)	Limit (dBuV/m)	Margin (dB)	Factor (dB)	Dist (m)	Condition	Azimuth (°)	Height (m)	Comment	Raw (dBuV)
PK	5.3216G	116.63	Inf	-Inf	8.23	3	Horizontal	256	2.56	-	108.40
AV	5.3216G	107.09	Inf	-Inf	8.23	3	Horizontal	256	2.56	-	98.86
PK	5.3556G	71.76	74.00	-2.24	8.28	3	Horizontal	256	2.56	-	63.48
AV	5.3502G	53.89	54.00	-0.11	8.28	3	Horizontal	256	2.56	-	45.61



802.11a\_Nss1,(6Mbps)\_2TX

16/10/2019

5320MHz\_TX



EUT\_Z\_ANT180\_2TX  
 Setting 75  
 02-G-3  
 FSU(100015)

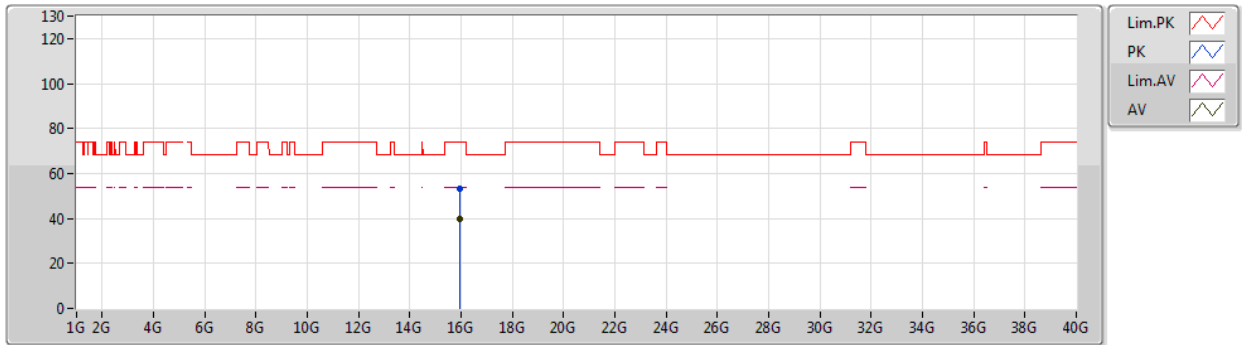
Type	Freq (Hz)	Level (dBuV/m)	Limit (dBuV/m)	Margin (dB)	Factor (dB)	Dist (m)	Condition	Azimuth (°)	Height (m)	Comment	Raw (dBuV)
PK	15.958G	53.42	74.00	-20.58	14.97	3	Vertical	227	1.58	-	38.45
AV	15.95564G	40.24	54.00	-13.76	14.98	3	Vertical	227	1.58	-	25.26



802.11a\_Nss1,(6Mbps)\_2TX

16/10/2019

5320MHz\_TX



EUT\_Z\_ANT180\_2TX  
 Setting 75  
 02-G-3  
 FSU(100015)

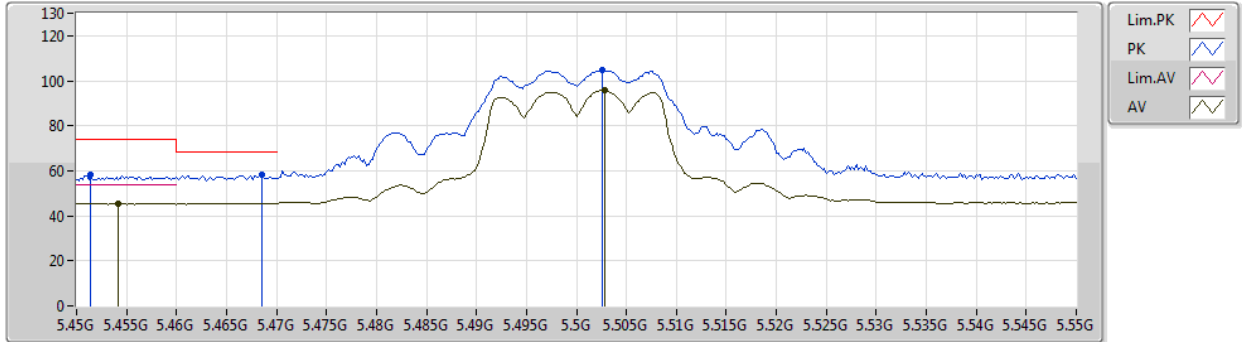
Type	Freq (Hz)	Level (dBuV/m)	Limit (dBuV/m)	Margin (dB)	Factor (dB)	Dist (m)	Condition	Azimuth (°)	Height (m)	Comment	Raw (dBuV)
PK	15.96216G	53.49	74.00	-20.51	14.96	3	Horizontal	137	1.79	-	38.53
AV	15.9622G	39.80	54.00	-14.20	14.96	3	Horizontal	137	1.79	-	24.84



802.11a\_Nss1,(6Mbps)\_2TX

16/10/2019

5500MHz\_TX



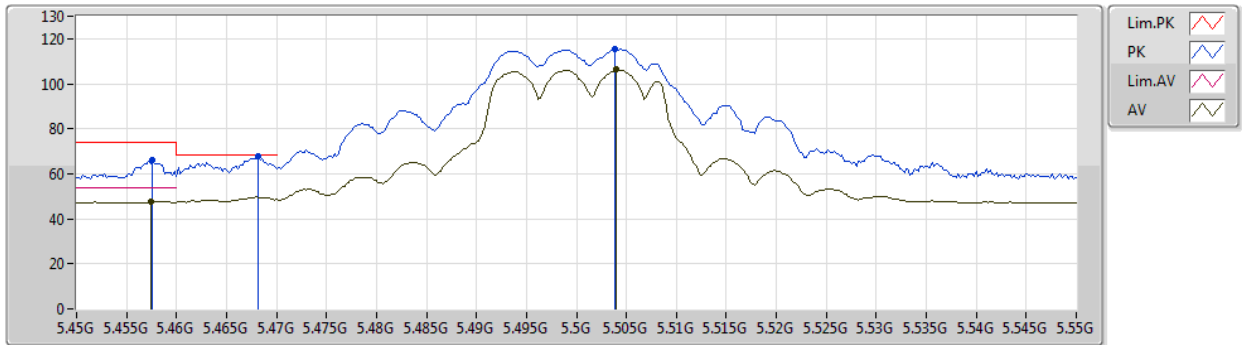
EUT Z\_ANT180\_2TX  
 Setting 71  
 02-G-3-10  
 FSU(100015)

Type	Freq (Hz)	Level (dBuV/m)	Limit (dBuV/m)	Margin (dB)	Factor (dB)	Dist (m)	Condition	Azimuth (°)	Height (m)	Comment	Raw (dBuV)
PK	5.4514G	58.51	74.00	-15.49	8.44	3	Vertical	1	3.00	-	50.07
AV	5.4542G	45.48	54.00	-8.52	8.44	3	Vertical	1	3.00	-	37.04
PK	5.4686G	58.06	68.20	-10.14	8.46	3	Vertical	1	3.00	-	49.60
PK	5.5026G	105.02	Inf	-Inf	8.52	3	Vertical	1	3.00	-	96.50
AV	5.5028G	95.76	Inf	-Inf	8.52	3	Vertical	1	3.00	-	87.24

802.11a\_Nss1,(6Mbps)\_2TX

16/10/2019

5500MHz\_TX



EUT Z\_ANT180\_2TX  
 Setting 71  
 02-G-3-10  
 FSU(100015)

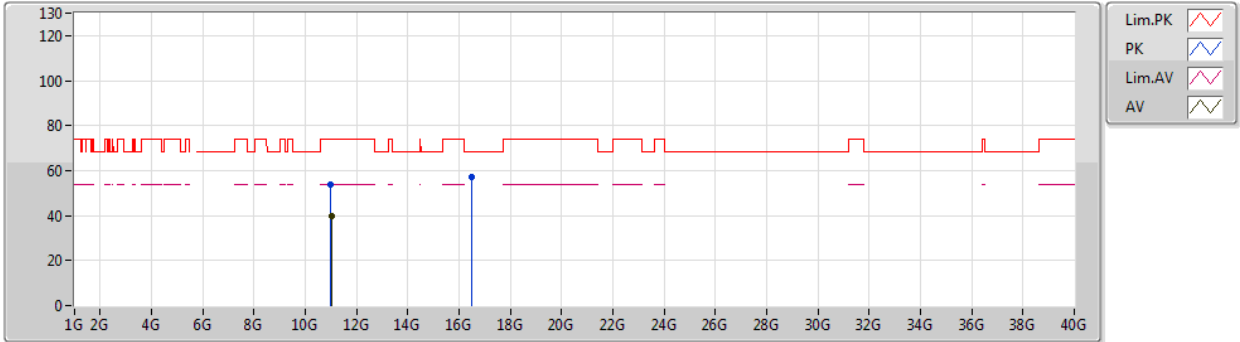
Type	Freq (Hz)	Level (dBuV/m)	Limit (dBuV/m)	Margin (dB)	Factor (dB)	Dist (m)	Condition	Azimuth (°)	Height (m)	Comment	Raw (dBuV)
PK	5.4576G	65.86	74.00	-8.14	8.44	3	Horizontal	78	2.91	-	57.42
AV	5.4574G	47.72	54.00	-6.28	8.44	3	Horizontal	78	2.91	-	39.28
PK	5.4682G	67.93	68.20	-0.27	8.46	3	Horizontal	78	2.91	-	59.47
PK	5.5038G	115.37	Inf	-Inf	8.52	3	Horizontal	78	2.91	-	106.85
AV	5.504G	106.40	Inf	-Inf	8.52	3	Horizontal	78	2.91	-	97.88



802.11a\_Nss1,(6Mbps)\_2TX

16/10/2019

5500MHz\_TX



EUT\_Z\_ANT180\_2TX  
 Setting 71  
 02-G-3  
 FSU(100015)

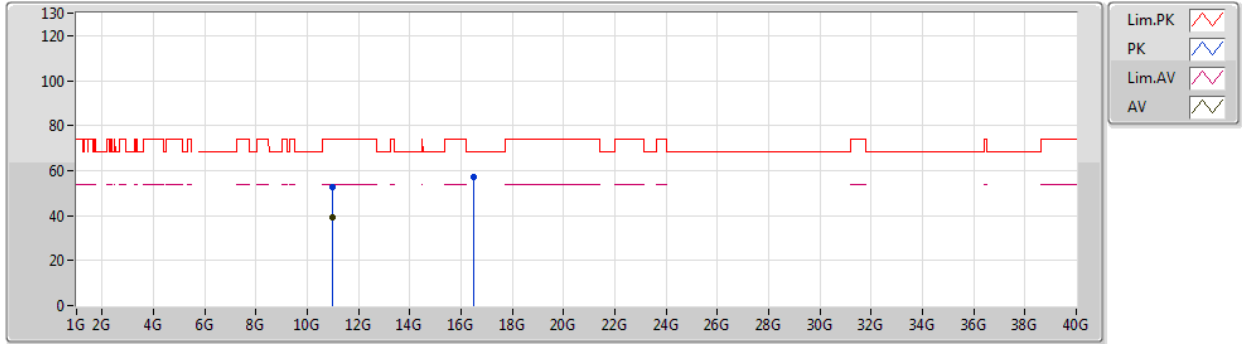
Type	Freq (Hz)	Level (dBuV/m)	Limit (dBuV/m)	Margin (dB)	Factor (dB)	Dist (m)	Condition	Azimuth (°)	Height (m)	Comment	Raw (dBuV)
PK	11.00012G	53.77	74.00	-20.23	14.26	3	Vertical	65	2.01	-	39.51
AV	11.00916G	39.60	54.00	-14.40	14.27	3	Vertical	65	2.01	-	25.33
PK	16.50356G	57.41	68.20	-10.79	17.10	3	Vertical	43	2.85	-	40.31



802.11a\_Nss1,(6Mbps)\_2TX

16/10/2019

5500MHz\_TX



EUT\_Z\_ANT180\_2TX  
 Setting 71  
 02-G-3  
 FSU(100015)

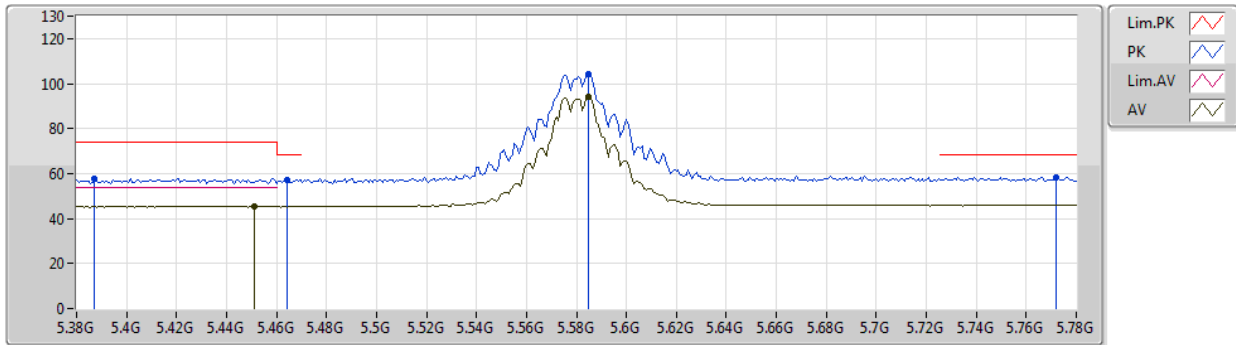
Type	Freq (Hz)	Level (dBuV/m)	Limit (dBuV/m)	Margin (dB)	Factor (dB)	Dist (m)	Condition	Azimuth (°)	Height (m)	Comment	Raw (dBuV)
PK	11.00008G	52.94	74.00	-21.06	14.26	3	Horizontal	134	2.80	-	38.68
AV	11.0072G	39.48	54.00	-14.52	14.27	3	Horizontal	134	2.80	-	25.21
PK	16.50268G	57.04	68.20	-11.16	17.10	3	Horizontal	330	1.66	-	39.94



802.11a\_Nss1,(6Mbps)\_2TX

16/10/2019

5580MHz\_TX



EUT\_Z\_ANT180\_2TX  
 Setting 90  
 02-G-3-10  
 FSU(100015)

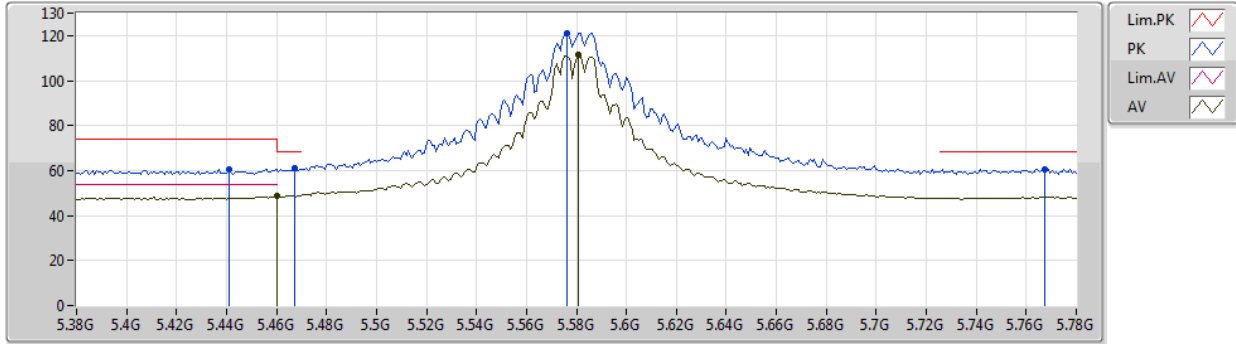
Type	Freq (Hz)	Level (dBuV/m)	Limit (dBuV/m)	Margin (dB)	Factor (dB)	Dist (m)	Condition	Azimuth (°)	Height (m)	Comment	Raw (dBuV)
PK	5.3872G	57.91	74.00	-16.09	8.33	3	Vertical	82	2.32	-	49.58
PK	5.464G	57.34	68.20	-10.86	8.45	3	Vertical	82	2.32	-	48.89
AV	5.4512G	45.46	54.00	-8.54	8.44	3	Vertical	82	2.32	-	37.02
PK	5.5848G	104.17	Inf	-Inf	8.57	3	Vertical	82	2.32	-	95.60
AV	5.5848G	93.94	Inf	-Inf	8.57	3	Vertical	82	2.32	-	85.37
PK	5.772G	58.44	68.20	-9.76	8.85	3	Vertical	82	2.32	-	49.59



802.11a\_Nss1,(6Mbps)\_2TX

16/10/2019

5580MHz\_TX



EUT\_Z\_ANT180\_2TX  
 Setting 90  
 02-G-3-10  
 FSU(100015)

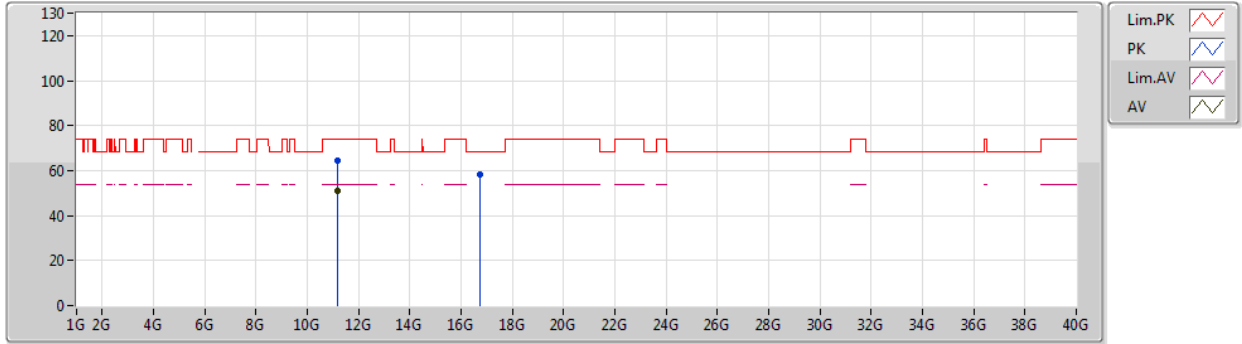
Type	Freq (Hz)	Level (dBuV/m)	Limit (dBuV/m)	Margin (dB)	Factor (dB)	Dist (m)	Condition	Azimuth (°)	Height (m)	Comment	Raw (dBuV)
PK	5.4408G	60.68	74.00	-13.32	8.41	3	Horizontal	263	2.21	-	52.27
PK	5.4672G	60.80	68.20	-7.40	8.46	3	Horizontal	263	2.21	-	52.34
AV	5.46G	48.61	54.00	-5.39	8.45	3	Horizontal	263	2.21	-	40.16
PK	5.576G	121.21	Inf	-Inf	8.57	3	Horizontal	263	2.21	-	112.64
AV	5.5808G	111.43	Inf	-Inf	8.57	3	Horizontal	263	2.21	-	102.86
PK	5.7672G	60.67	68.20	-7.53	8.85	3	Horizontal	263	2.21	-	51.82



802.11a\_Nss1,(6Mbps)\_2TX

16/10/2019

5580MHz\_TX



EUT Z\_ANT180\_2TX  
 Setting 90  
 02-G-3  
 FSU(100015)

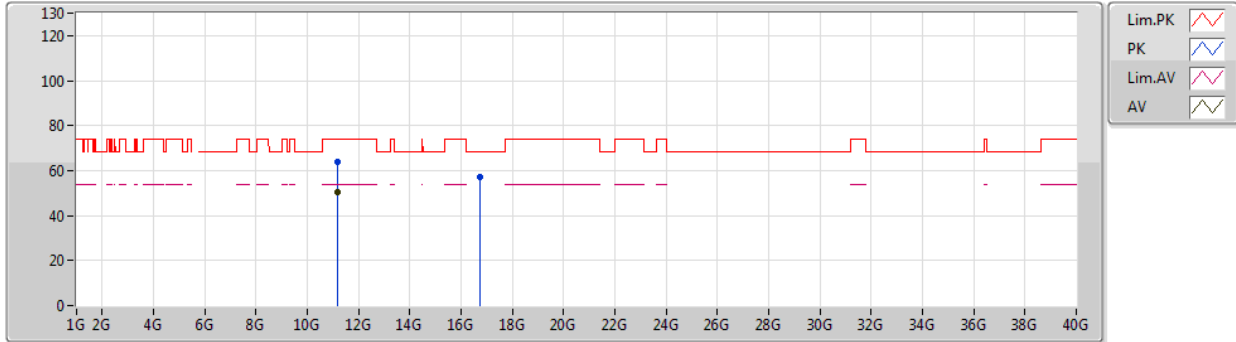
Type	Freq (Hz)	Level (dBuV/m)	Limit (dBuV/m)	Margin (dB)	Factor (dB)	Dist (m)	Condition	Azimuth (°)	Height (m)	Comment	Raw (dBuV)
PK	11.15768G	64.42	74.00	-9.58	14.46	3	Vertical	131	1.76	-	49.96
AV	11.15856G	51.25	54.00	-2.75	14.46	3	Vertical	131	1.76	-	36.79
PK	16.74148G	58.54	68.20	-9.66	18.16	3	Vertical	31	2.06	-	40.38



802.11a\_Nss1,(6Mbps)\_2TX

16/10/2019

5580MHz\_TX



EUT\_Z\_ANT180\_2TX  
 Setting 90  
 02-G-3  
 FSU(100015)

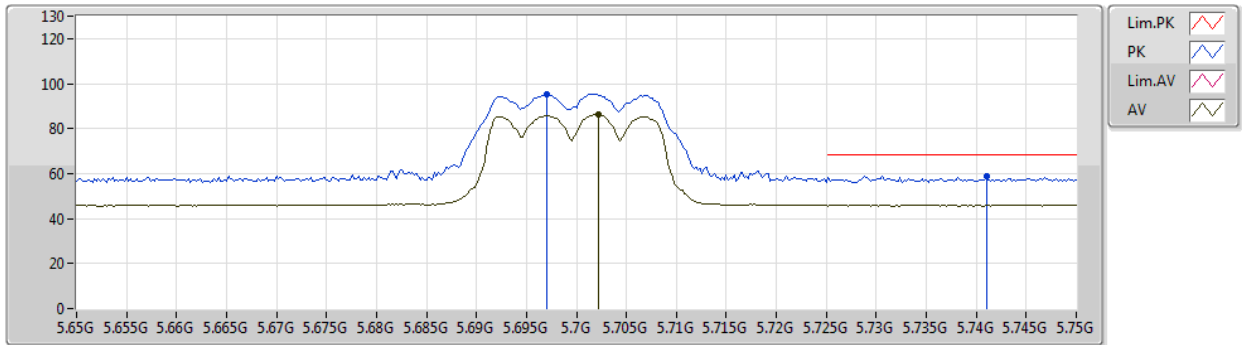
Type	Freq (Hz)	Level (dBuV/m)	Limit (dBuV/m)	Margin (dB)	Factor (dB)	Dist (m)	Condition	Azimuth (°)	Height (m)	Comment	Raw (dBuV)
PK	11.15772G	63.77	74.00	-10.23	14.46	3	Horizontal	139	1.76	-	49.31
AV	11.15904G	50.36	54.00	-3.64	14.46	3	Horizontal	139	1.76	-	35.90
PK	16.7408G	57.09	68.20	-11.11	18.16	3	Horizontal	325	1.34	-	38.93



802.11a\_Nss1,(6Mbps)\_2TX

16/10/2019

5700MHz\_TX



EUT Z\_ANT180\_2TX  
 Setting 60  
 02-G-3-10  
 FSU(100015)

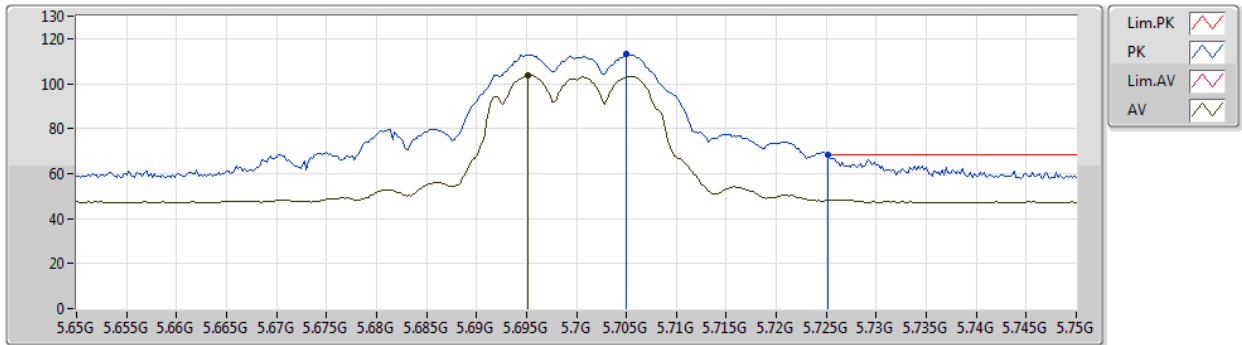
Type	Freq (Hz)	Level (dBuV/m)	Limit (dBuV/m)	Margin (dB)	Factor (dB)	Dist (m)	Condition	Azimuth (°)	Height (m)	Comment	Raw (dBuV)
PK	5.697G	95.50	Inf	-Inf	8.75	3	Vertical	69	1.09	-	86.75
AV	5.7022G	86.12	Inf	-Inf	8.75	3	Vertical	69	1.09	-	77.37
PK	5.741G	59.06	68.20	-9.14	8.80	3	Vertical	69	1.09	-	50.26



802.11a\_Nss1,(6Mbps)\_2TX

16/10/2019

5700MHz\_TX



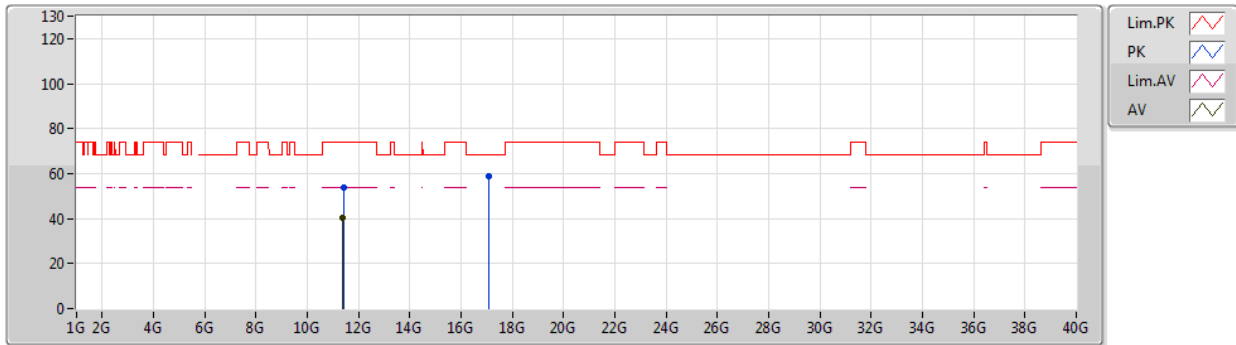
EUT\_Z\_ANT180\_2TX  
 Setting 60  
 02-G-3-10  
 FSU(100015)

Type	Freq (Hz)	Level (dBuV/m)	Limit (dBuV/m)	Margin (dB)	Factor (dB)	Dist (m)	Condition	Azimuth (°)	Height (m)	Comment	Raw (dBuV)
PK	5.705G	112.99	Inf	-Inf	8.76	3	Horizontal	74	2.16	-	104.23
AV	5.6952G	103.73	Inf	-Inf	8.74	3	Horizontal	74	2.16	-	94.99
PK	5.7252G	68.15	68.20	-0.05	8.79	3	Horizontal	74	2.16	-	59.36

802.11a\_Nss1,(6Mbps)\_2TX

16/10/2019

5700MHz\_TX



EUT Z\_ANT180\_2TX  
 Setting 60  
 02-G-3-10  
 FSU(100015)

Type	Freq (Hz)	Level (dBuV/m)	Limit (dBuV/m)	Margin (dB)	Factor (dB)	Dist (m)	Condition	Azimuth (°)	Height (m)	Comment	Raw (dBuV)
PK	11.40756G	53.61	74.00	-20.39	14.79	3	Vertical	79	2.98	-	38.82
AV	11.39204G	40.10	54.00	-13.90	14.76	3	Vertical	79	2.98	-	25.34
PK	17.09052G	58.86	68.20	-9.34	19.85	3	Vertical	314	1.80	-	39.01

802.11a\_Nss1,(6Mbps)\_2TX

16/10/2019

5700MHz\_TX



EUT\_Z\_ANT180\_2TX  
 Setting 60  
 02-G-3-10  
 FSU(100015)

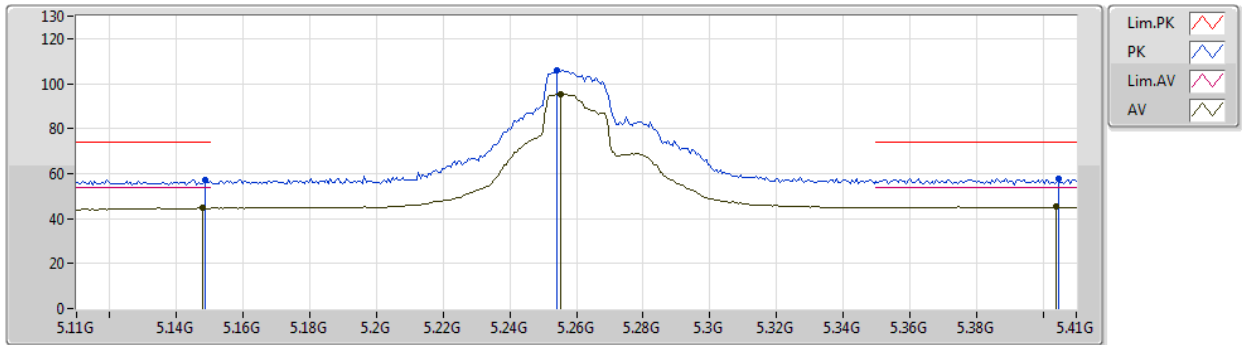
Type	Freq (Hz)	Level (dBuV/m)	Limit (dBuV/m)	Margin (dB)	Factor (dB)	Dist (m)	Condition	Azimuth (°)	Height (m)	Comment	Raw (dBuV)
PK	11.4016G	53.34	74.00	-20.66	14.77	3	Horizontal	54	2.47	-	38.57
AV	11.4016G	40.09	54.00	-13.91	14.77	3	Horizontal	54	2.47	-	25.32
PK	17.10072G	58.37	68.20	-9.83	19.90	3	Horizontal	89	1.92	-	38.47



802.11ac VHT20-BF\_Nss1,(MCS0)\_2TX

31/10/2019

5260MHz\_TX



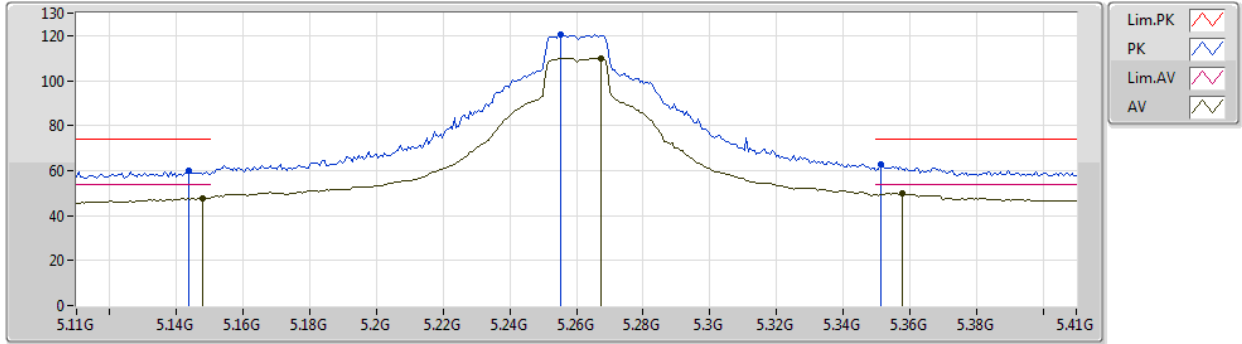
EUT\_Z\_2TX\_ANT 180  
 Setting 200  
 03-C-4-10  
 FSP(100019)

Type	Freq (Hz)	Level (dBuV/m)	Limit (dBuV/m)	Margin (dB)	Factor (dB)	Dist (m)	Condition	Azimuth (°)	Height (m)	Comment	Raw (dBuV)
PK	5.1484G	57.34	74.00	-16.66	5.50	3	Vertical	174	2.80	-	51.84
AV	5.1478G	44.58	54.00	-9.42	5.50	3	Vertical	174	2.80	-	39.08
PK	5.254G	105.99	Inf	-Inf	5.72	3	Vertical	174	2.80	-	100.27
AV	5.2552G	95.29	Inf	-Inf	5.72	3	Vertical	174	2.80	-	89.57
PK	5.4046G	57.91	74.00	-16.09	5.85	3	Vertical	174	2.80	-	52.06
AV	5.404G	45.14	54.00	-8.86	5.85	3	Vertical	174	2.80	-	39.29

802.11ac VHT20-BF\_Nss1,(MCS0)\_2TX

31/10/2019

5260MHz\_TX



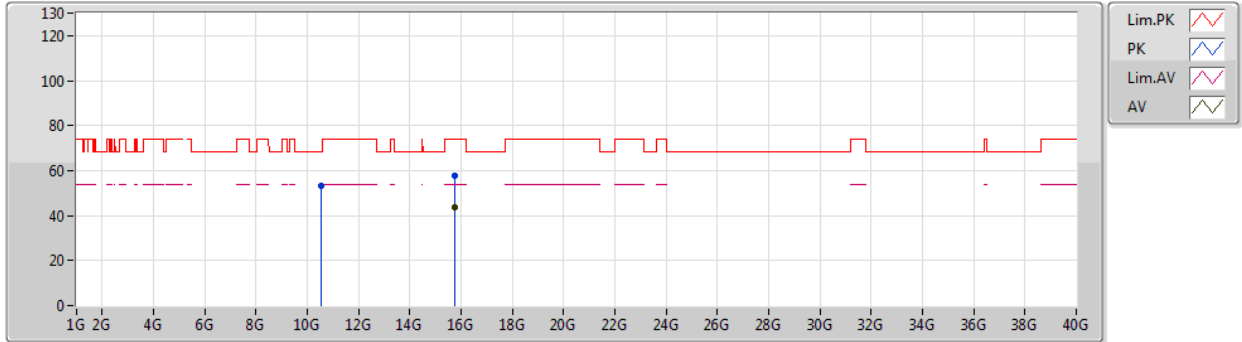
EUT\_Z\_2TX\_ANT 180  
 Setting 200  
 03-C-4-10  
 FSP(100019)

Type	Freq (Hz)	Level (dBuV/m)	Limit (dBuV/m)	Margin (dB)	Factor (dB)	Dist (m)	Condition	Azimuth (°)	Height (m)	Comment	Raw (dBuV)
PK	5.1436G	59.74	74.00	-14.26	5.48	3	Horizontal	273	2.25	-	54.26
AV	5.1478G	47.63	54.00	-6.37	5.50	3	Horizontal	273	2.25	-	42.13
PK	5.2552G	120.54	Inf	-Inf	5.72	3	Horizontal	273	2.25	-	114.82
AV	5.2672G	110.00	Inf	-Inf	5.74	3	Horizontal	273	2.25	-	104.26
PK	5.3512G	62.64	74.00	-11.36	5.81	3	Horizontal	273	2.25	-	56.83
AV	5.3578G	49.78	54.00	-4.22	5.82	3	Horizontal	273	2.25	-	43.96

802.11ac VHT20-BF\_Nss1,(MCS0)\_2TX

31/10/2019

5260MHz\_TX



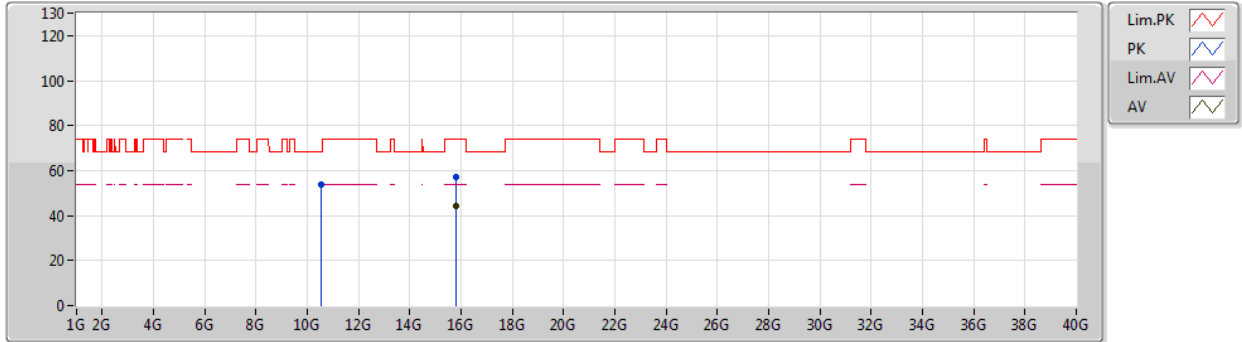
EUT\_Z\_2TX\_ANT 180  
 Setting 200  
 03-C-4  
 FSP(100019)

Type	Freq (Hz)	Level (dBuV/m)	Limit (dBuV/m)	Margin (dB)	Factor (dB)	Dist (m)	Condition	Azimuth (°)	Height (m)	Comment	Raw (dBuV)
PK	10.53176G	53.36	68.20	-14.84	12.34	3	Vertical	74	2.84	-	41.02
PK	15.7656G	57.62	74.00	-16.38	13.58	3	Vertical	333	2.85	-	44.04
AV	15.76326G	43.88	54.00	-10.12	13.60	3	Vertical	333	2.85	-	30.28

802.11ac VHT20-BF\_Nss1,(MCS0)\_2TX

31/10/2019

5260MHz\_TX



EUT Z\_2TX\_ANT 180  
 Setting 200  
 03-C-4  
 FSP(100019)

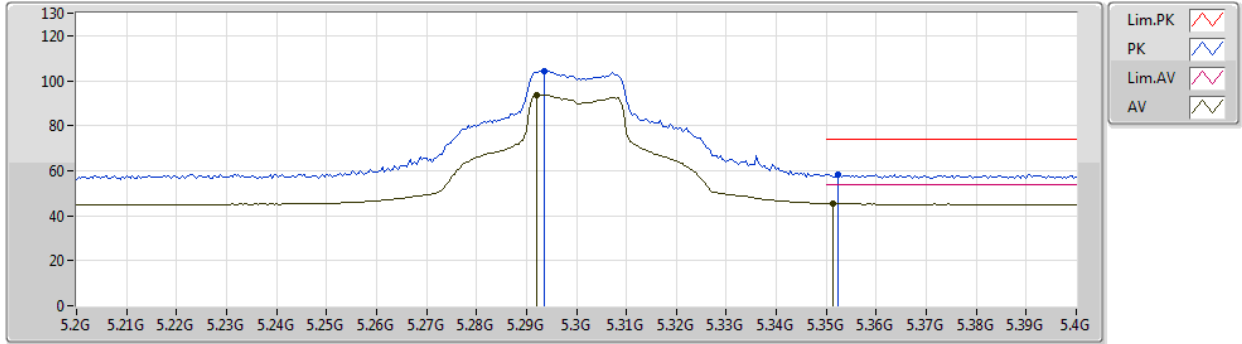
Type	Freq (Hz)	Level (dBuV/m)	Limit (dBuV/m)	Margin (dB)	Factor (dB)	Dist (m)	Condition	Azimuth (°)	Height (m)	Comment	Raw (dBuV)
PK	10.52216G	53.61	68.20	-14.59	12.33	3	Horizontal	120	1.06	-	41.28
PK	15.7905G	57.43	74.00	-16.57	13.50	3	Horizontal	82	1.93	-	43.93
AV	15.79044G	44.10	54.00	-9.90	13.50	3	Horizontal	82	1.93	-	30.60



802.11ac VHT20-BF\_Nss1,(MCS0)\_2TX

31/10/2019

5300MHz\_TX



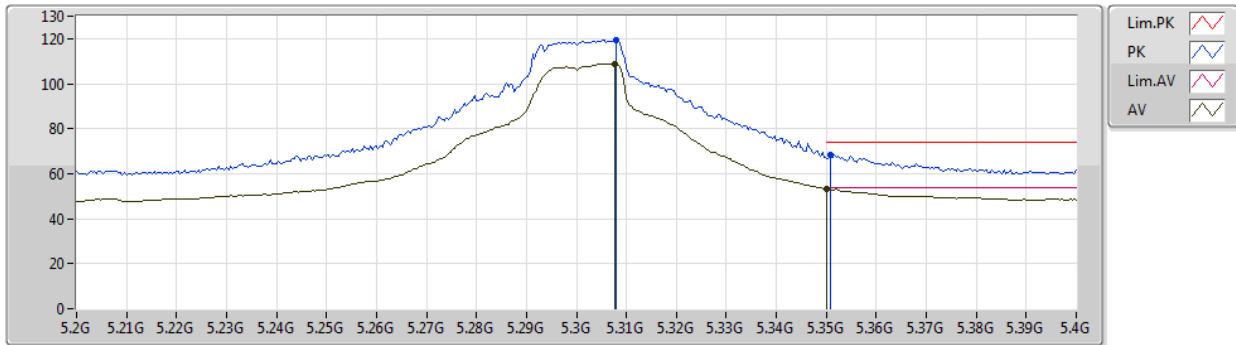
EUT\_Z\_2TX\_ANT 180  
 Setting 200  
 03-C-4-10  
 FSP(100019)

Type	Freq (Hz)	Level (dBuV/m)	Limit (dBuV/m)	Margin (dB)	Factor (dB)	Dist (m)	Condition	Azimuth (°)	Height (m)	Comment	Raw (dBuV)
PK	5.2936G	104.27	Inf	-Inf	5.78	3	Vertical	343	2.37	-	98.49
AV	5.292G	93.69	Inf	-Inf	5.77	3	Vertical	343	2.37	-	87.92
PK	5.3524G	58.32	74.00	-15.68	5.81	3	Vertical	343	2.37	-	52.51
AV	5.3512G	45.47	54.00	-8.53	5.81	3	Vertical	343	2.37	-	39.66

802.11ac VHT20-BF\_Nss1,(MCS0)\_2TX

31/10/2019

5300MHz\_TX



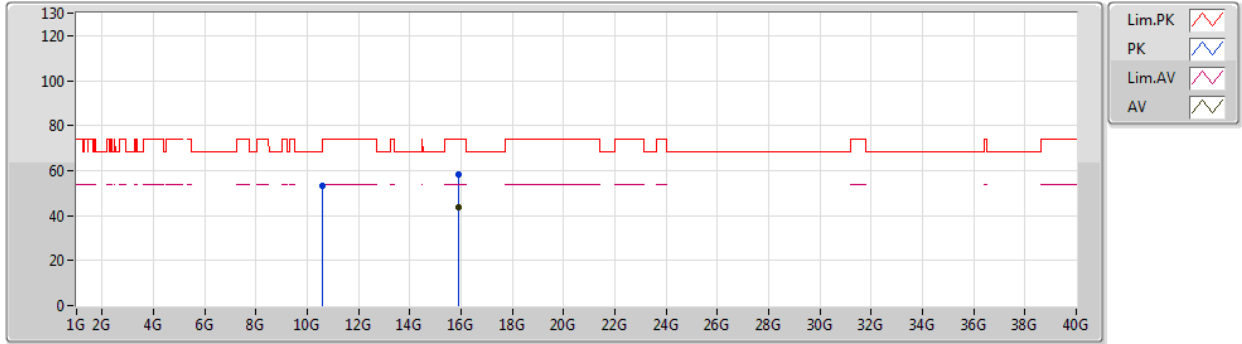
EUT\_Z\_2TX\_ANT 180  
 Setting 200  
 03-C-4-10  
 FSP(100019)

Type	Freq (Hz)	Level (dBuV/m)	Limit (dBuV/m)	Margin (dB)	Factor (dB)	Dist (m)	Condition	Azimuth (°)	Height (m)	Comment	Raw (dBuV)
PK	5.308G	119.44	Inf	-Inf	5.80	3	Horizontal	278	2.02	-	113.64
AV	5.3076G	108.78	Inf	-Inf	5.80	3	Horizontal	278	2.02	-	102.98
PK	5.3508G	68.32	74.00	-5.68	5.81	3	Horizontal	278	2.02	-	62.51
AV	5.35G	53.23	54.00	-0.77	5.81	3	Horizontal	278	2.02	-	47.42

802.11ac VHT20-BF\_Nss1,(MCS0)\_2TX

31/10/2019

5300MHz\_TX



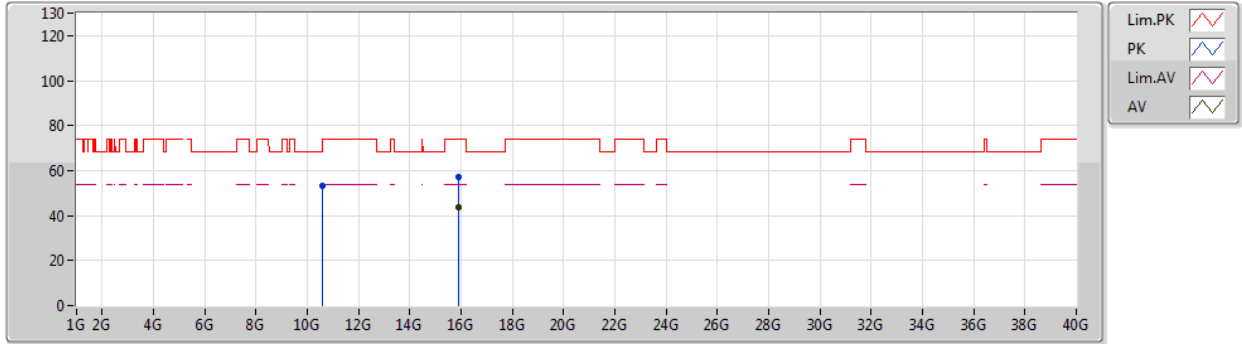
EUT\_Z\_2TX\_ANT 180  
 Setting 200  
 03-C-4  
 FSP(100019)

Type	Freq (Hz)	Level (dBuV/m)	Limit (dBuV/m)	Margin (dB)	Factor (dB)	Dist (m)	Condition	Azimuth (°)	Height (m)	Comment	Raw (dBuV)
PK	10.58512G	53.29	68.20	-14.91	12.39	3	Vertical	342	2.91	-	40.90
PK	15.88638G	58.10	74.00	-15.90	13.15	3	Vertical	244	2.13	-	44.95
AV	15.89154G	43.78	54.00	-10.22	13.14	3	Vertical	244	2.13	-	30.64

802.11ac VHT20-BF\_Nss1,(MCS0)\_2TX

31/10/2019

5300MHz\_TX



EUT\_Z\_2TX\_ANT 180  
 Setting 200  
 03-C-4  
 FSP(100019)

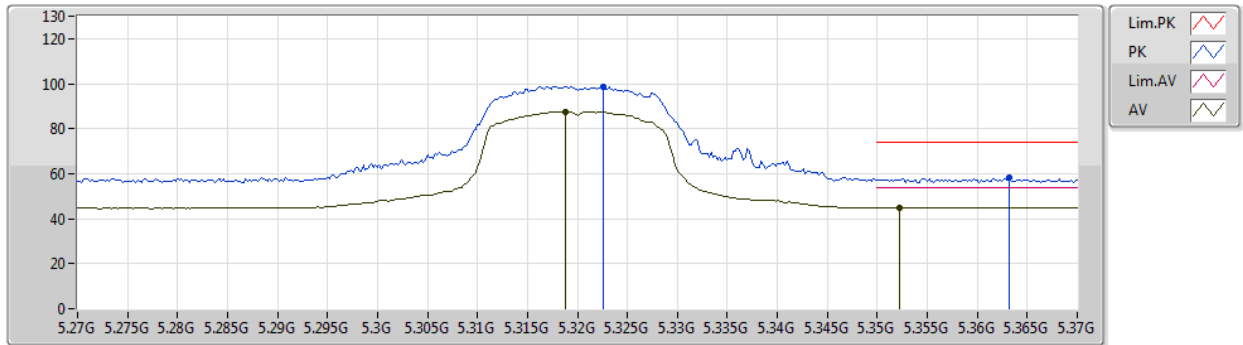
Type	Freq (Hz)	Level (dBuV/m)	Limit (dBuV/m)	Margin (dB)	Factor (dB)	Dist (m)	Condition	Azimuth (°)	Height (m)	Comment	Raw (dBuV)
PK	10.57396G	53.36	68.20	-14.84	12.37	3	Horizontal	57	1.13	-	40.99
PK	15.89184G	57.32	74.00	-16.68	13.13	3	Horizontal	120	2.74	-	44.19
AV	15.9057G	43.64	54.00	-10.36	13.07	3	Horizontal	120	2.74	-	30.57



802.11ac VHT20-BF\_Nss1,(MCS0)\_2TX

01/11/2019

5320MHz\_TX



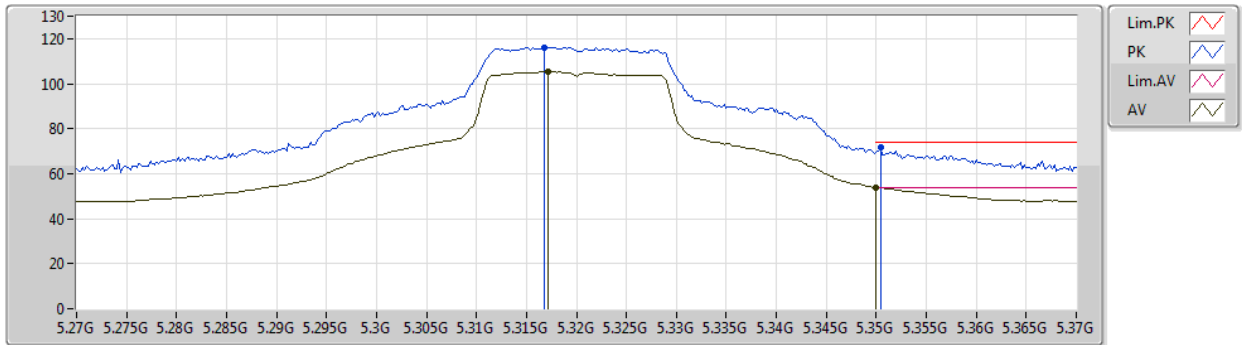
EUT\_Z\_2TX\_ANT 180  
 Setting 84  
 03-C-4-10  
 FSP(100019)

Type	Freq (Hz)	Level (dBuV/m)	Limit (dBuV/m)	Margin (dB)	Factor (dB)	Dist (m)	Condition	Azimuth (°)	Height (m)	Comment	Raw (dBuV)
PK	5.3226G	98.89	Inf	-Inf	5.80	3	Vertical	30	2.00	-	93.09
AV	5.3188G	87.59	Inf	-Inf	5.80	3	Vertical	30	2.00	-	81.79
PK	5.3632G	58.30	74.00	-15.70	5.81	3	Vertical	30	2.00	-	52.49
AV	5.3522G	44.98	54.00	-9.02	5.81	3	Vertical	30	2.00	-	39.17

802.11ac VHT20-BF\_Nss1,(MCS0)\_2TX

01/11/2019

5320MHz\_TX



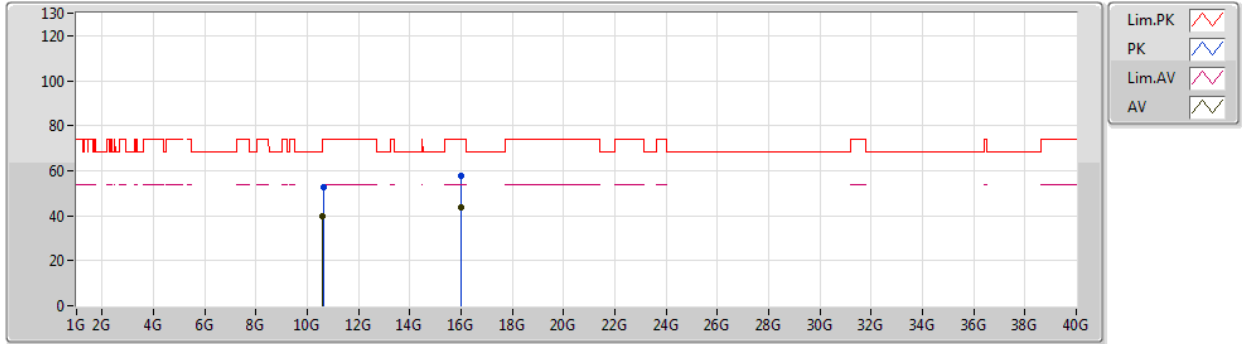
EUT\_Z\_2TX\_ANT 180  
 Setting 84  
 03-C-4-10  
 FSP(100019)

Type	Freq (Hz)	Level (dBuV/m)	Limit (dBuV/m)	Margin (dB)	Factor (dB)	Dist (m)	Condition	Azimuth (°)	Height (m)	Comment	Raw (dBuV)
PK	5.3168G	116.24	Inf	-Inf	5.80	3	Horizontal	270	2.10	-	110.44
AV	5.3172G	105.35	Inf	-Inf	5.80	3	Horizontal	270	2.10	-	99.55
PK	5.3504G	71.79	74.00	-2.21	5.81	3	Horizontal	270	2.10	-	65.98
AV	5.35G	53.96	54.00	-0.04	5.81	3	Horizontal	270	2.10	-	48.15

802.11ac VHT20-BF\_Nss1,(MCS0)\_2TX

01/11/2019

5320MHz\_TX



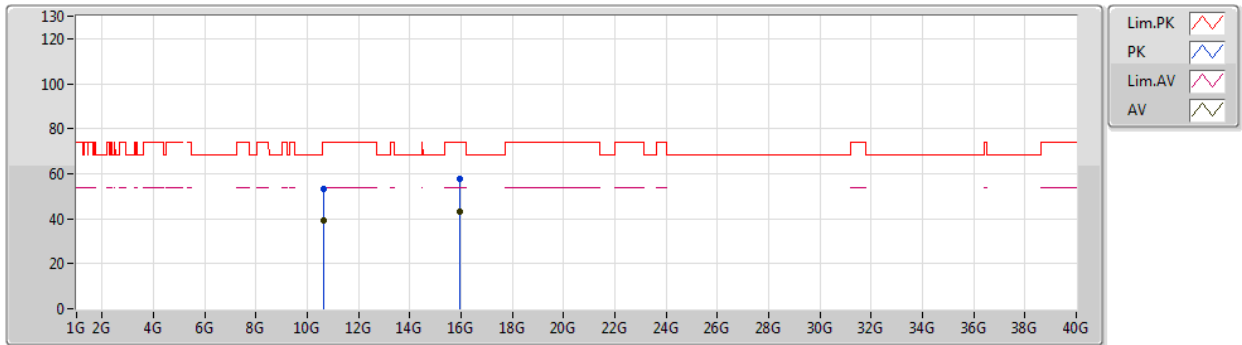
EUT\_Z\_2TX\_ANT 180  
 Setting 84  
 03-C-4  
 FSP(100019)

Type	Freq (Hz)	Level (dBuV/m)	Limit (dBuV/m)	Margin (dB)	Factor (dB)	Dist (m)	Condition	Azimuth (°)	Height (m)	Comment	Raw (dBuV)
PK	10.6262G	52.74	74.00	-21.26	12.43	3	Vertical	280	1.91	-	40.31
AV	10.61264G	39.65	54.00	-14.35	12.41	3	Vertical	280	1.91	-	27.24
PK	16.0046G	57.68	74.00	-16.32	12.75	3	Vertical	183	1.13	-	44.93
AV	16.0088G	43.73	54.00	-10.27	12.77	3	Vertical	183	1.13	-	30.96

802.11ac VHT20-BF\_Nss1,(MCS0)\_2TX

01/11/2019

5320MHz\_TX



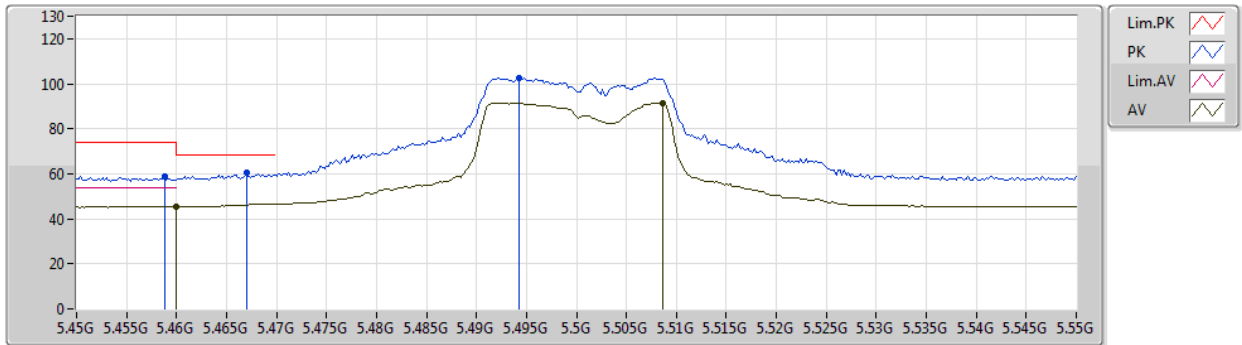
EUT\_Z\_2TX\_ANT 180  
 Setting 84  
 03-C-4  
 FSP(100019)

Type	Freq (Hz)	Level (dBuV/m)	Limit (dBuV/m)	Margin (dB)	Factor (dB)	Dist (m)	Condition	Azimuth (°)	Height (m)	Comment	Raw (dBuV)
PK	10.6262G	53.06	74.00	-20.94	12.43	3	Horizontal	334	2.29	-	40.63
AV	10.62728G	39.47	54.00	-14.53	12.43	3	Horizontal	334	2.29	-	27.04
PK	15.95708G	57.87	74.00	-16.13	12.89	3	Horizontal	215	1.14	-	44.98
AV	15.95598G	43.37	54.00	-10.63	12.89	3	Horizontal	215	1.14	-	30.48

802.11ac VHT20-BF\_Nss1,(MCS0)\_2TX

31/10/2019

5500MHz\_TX



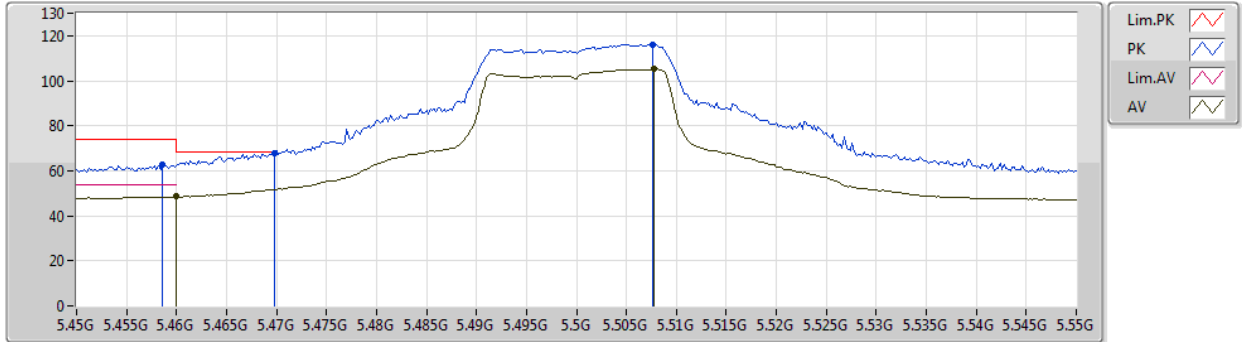
EUT\_Z\_2TX\_ANT 180  
 Setting 75  
 03-C-4-10  
 FSP(100019)

Type	Freq (Hz)	Level (dBuV/m)	Limit (dBuV/m)	Margin (dB)	Factor (dB)	Dist (m)	Condition	Azimuth (°)	Height (m)	Comment	Raw (dBuV)
PK	5.4588G	58.61	74.00	-15.39	6.01	3	Vertical	174	2.71	-	52.60
AV	5.46G	45.41	54.00	-8.59	6.01	3	Vertical	174	2.71	-	39.40
PK	5.467G	60.37	68.20	-7.83	6.03	3	Vertical	174	2.71	-	54.34
PK	5.4942G	102.74	Inf	-Inf	6.10	3	Vertical	174	2.71	-	96.64
AV	5.5086G	91.52	Inf	-Inf	6.12	3	Vertical	174	2.71	-	85.40

802.11ac VHT20-BF\_Nss1,(MCS0)\_2TX

31/10/2019

5500MHz\_TX



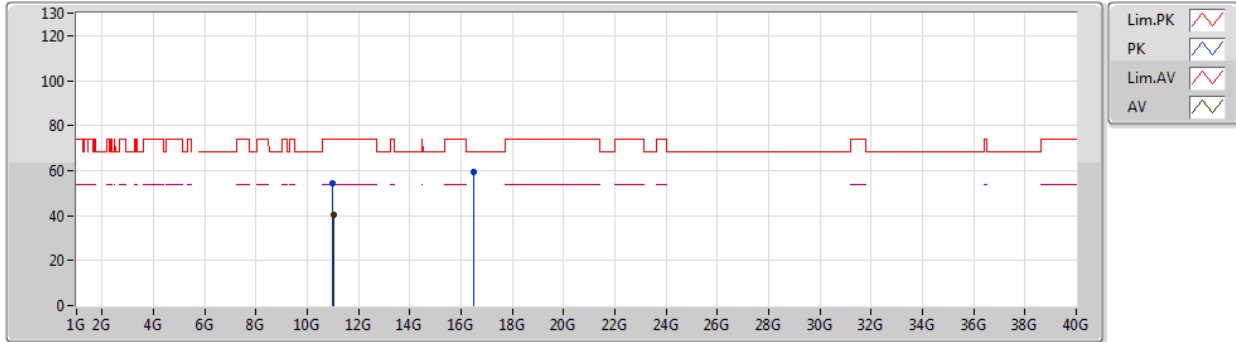
EUT\_Z\_2TX\_ANT 180  
 Setting 75  
 03-C-4-10  
 FSP(100019)

Type	Freq (Hz)	Level (dBuV/m)	Limit (dBuV/m)	Margin (dB)	Factor (dB)	Dist (m)	Condition	Azimuth (°)	Height (m)	Comment	Raw (dBuV)
PK	5.4586G	62.50	74.00	-11.50	6.01	3	Horizontal	80	2.23	-	56.49
AV	5.46G	48.47	54.00	-5.53	6.01	3	Horizontal	80	2.23	-	42.46
PK	5.4698G	67.99	68.20	-0.21	6.04	3	Horizontal	80	2.23	-	61.95
PK	5.5076G	116.23	Inf	-Inf	6.12	3	Horizontal	80	2.23	-	110.11
AV	5.5078G	105.19	Inf	-Inf	6.12	3	Horizontal	80	2.23	-	99.07

802.11ac VHT20-BF\_Nss1,(MCS0)\_2TX

31/10/2019

5500MHz\_TX



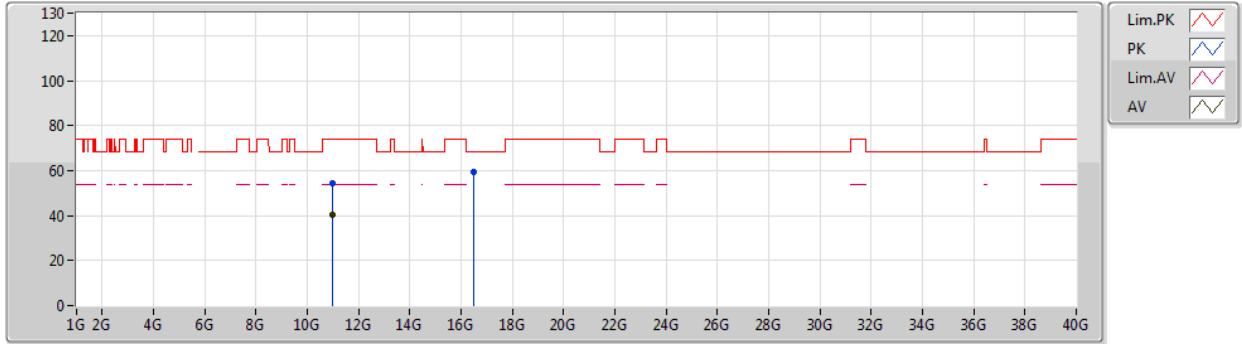
EUT\_Z\_2TX\_ANT 180  
 Setting 75  
 03-C-4  
 FSP(100019)

Type	Freq (Hz)	Level (dBuV/m)	Limit (dBuV/m)	Margin (dB)	Factor (dB)	Dist (m)	Condition	Azimuth (°)	Height (m)	Comment	Raw (dBuV)
PK	10.98746G	54.36	74.00	-19.64	12.73	3	Vertical	31	2.21	-	41.63
AV	11.00942G	40.25	54.00	-13.75	12.75	3	Vertical	31	2.21	-	27.50
PK	16.4724G	59.57	68.20	-8.63	14.34	3	Vertical	20	2.55	-	45.23

802.11ac VHT20-BF\_Nss1,(MCS0)\_2TX

31/10/2019

5500MHz\_TX



EUT\_Z\_2TX\_ANT 180  
 Setting 75  
 03-C-4  
 FSP(100019)

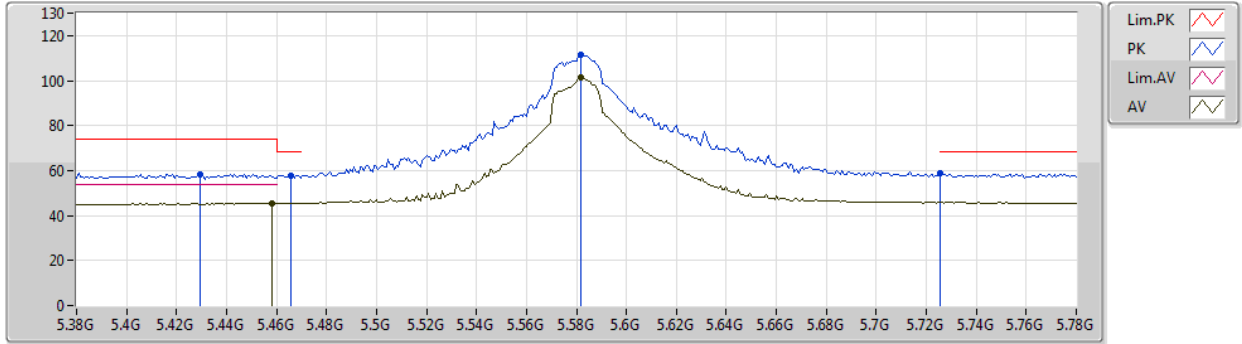
Type	Freq (Hz)	Level (dBuV/m)	Limit (dBuV/m)	Margin (dB)	Factor (dB)	Dist (m)	Condition	Azimuth (°)	Height (m)	Comment	Raw (dBuV)
PK	11.0054G	54.44	74.00	-19.56	12.74	3	Horizontal	293	2.78	-	41.70
AV	11.00474G	40.35	54.00	-13.65	12.74	3	Horizontal	293	2.78	-	27.61
PK	16.48416G	59.12	68.20	-9.08	14.38	3	Horizontal	94	2.30	-	44.74



802.11ac VHT20-BF\_Nss1,(MCS0)\_2TX

01/11/2019

5580MHz\_TX



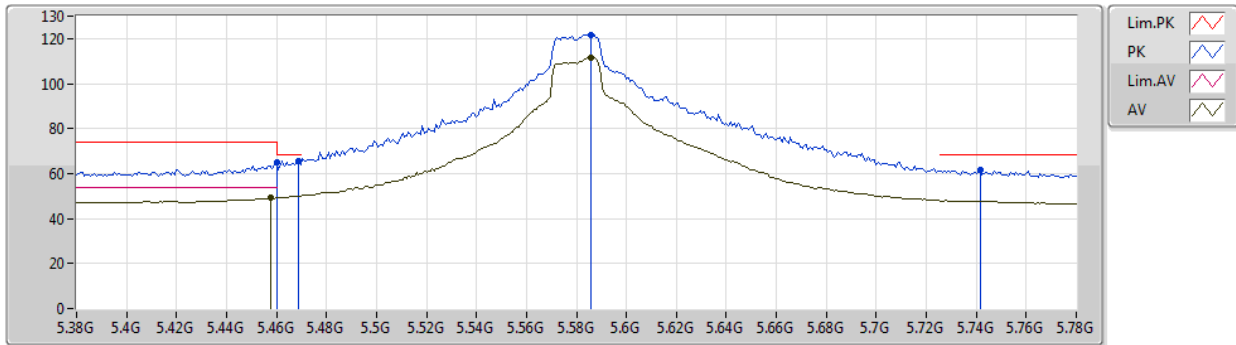
EUT\_Z\_2TX\_ANT 180  
 Setting 188  
 03-C-4-10  
 FSP(100019)

Type	Freq (Hz)	Level (dBuV/m)	Limit (dBuV/m)	Margin (dB)	Factor (dB)	Dist (m)	Condition	Azimuth (°)	Height (m)	Comment	Raw (dBuV)
PK	5.4296G	58.26	74.00	-15.74	5.92	3	Vertical	166	2.66	-	52.34
AV	5.4584G	45.34	54.00	-8.66	6.01	3	Vertical	166	2.66	-	39.33
PK	5.4656G	57.93	68.20	-10.27	6.03	3	Vertical	166	2.66	-	51.90
PK	5.5816G	111.56	Inf	-Inf	6.16	3	Vertical	166	2.66	-	105.40
AV	5.5816G	101.15	Inf	-Inf	6.16	3	Vertical	166	2.66	-	94.99
PK	5.7256G	58.62	68.20	-9.58	5.89	3	Vertical	166	2.66	-	52.73

802.11ac VHT20-BF\_Nss1,(MCS0)\_2TX

01/11/2019

5580MHz\_TX



EUT\_Z\_2TX\_ANT 180  
 Setting 188  
 03-C-4-10  
 FSP(100019)

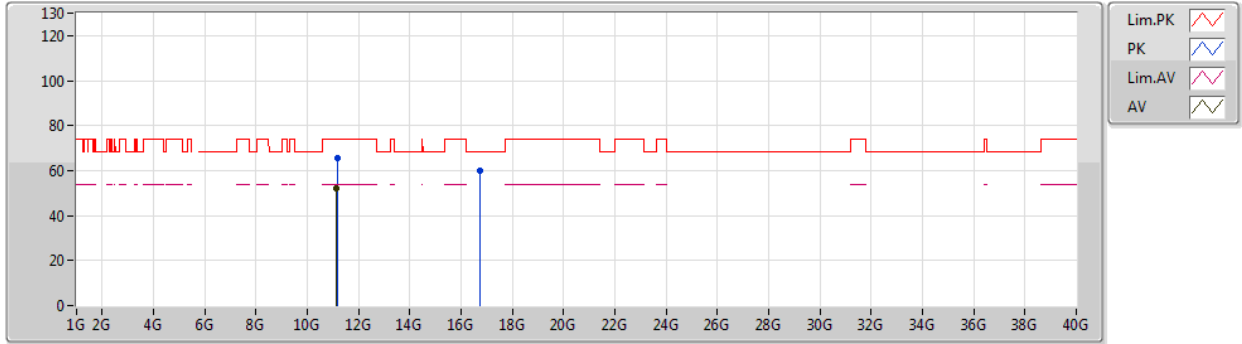
Type	Freq (Hz)	Level (dBuV/m)	Limit (dBuV/m)	Margin (dB)	Factor (dB)	Dist (m)	Condition	Azimuth (°)	Height (m)	Comment	Raw (dBuV)
PK	5.46G	64.75	74.00	-9.25	6.01	3	Horizontal	92	2.12	-	58.74
AV	5.4576G	49.24	54.00	-4.76	6.00	3	Horizontal	92	2.12	-	43.24
PK	5.4688G	65.55	68.20	-2.65	6.03	3	Horizontal	92	2.12	-	59.52
PK	5.5856G	121.75	Inf	-Inf	6.16	3	Horizontal	92	2.12	-	115.59
AV	5.5856G	111.68	Inf	-Inf	6.16	3	Horizontal	92	2.12	-	105.52
PK	5.7416G	61.54	68.20	-6.66	5.87	3	Horizontal	92	2.12	-	55.67



802.11ac VHT20-BF\_Nss1,(MCS0)\_2TX

01/11/2019

5580MHz\_TX



EUT\_Z\_2TX\_ANT 180  
 Setting 188  
 03-C-4  
 FSP(100019)

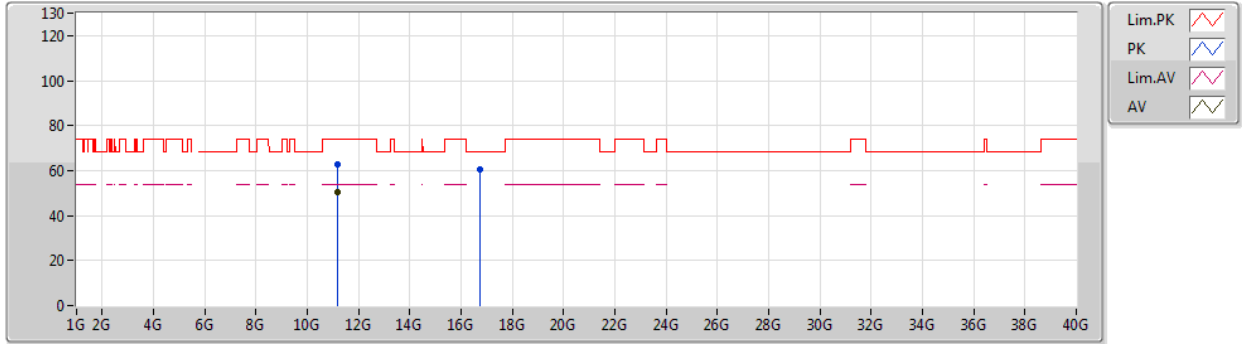
Type	Freq (Hz)	Level (dBuV/m)	Limit (dBuV/m)	Margin (dB)	Factor (dB)	Dist (m)	Condition	Azimuth (°)	Height (m)	Comment	Raw (dBuV)
PK	11.157G	65.66	74.00	-8.34	12.82	3	Vertical	196	2.40	-	52.84
AV	11.15376G	52.31	54.00	-1.69	12.83	3	Vertical	196	2.40	-	39.48
PK	16.74996G	60.23	68.20	-7.97	15.28	3	Vertical	0	1.50	-	44.95



802.11ac VHT20-BF\_Nss1,(MCS0)\_2TX

01/11/2019

5580MHz\_TX



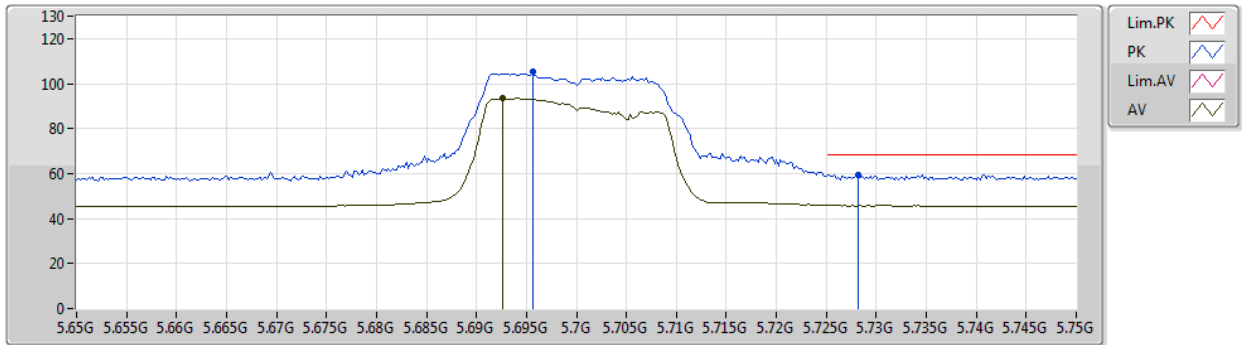
EUT\_Z\_2TX\_ANT 180  
 Setting 188  
 03-C-4  
 FSP(100019)

Type	Freq (Hz)	Level (dBuV/m)	Limit (dBuV/m)	Margin (dB)	Factor (dB)	Dist (m)	Condition	Azimuth (°)	Height (m)	Comment	Raw (dBuV)
PK	11.17236G	62.99	74.00	-11.01	12.83	3	Horizontal	194	1.86	-	50.16
AV	11.17296G	50.33	54.00	-3.67	12.83	3	Horizontal	194	1.86	-	37.50
PK	16.7472G	60.41	68.20	-7.79	15.27	3	Horizontal	89	2.77	-	45.14

802.11ac VHT20-BF\_Nss1,(MCS0)\_2TX

01/11/2019

5700MHz\_TX



EUT\_Z\_2TX\_ANT 180  
 Setting 33  
 03-C-4-10  
 FSP(100019)

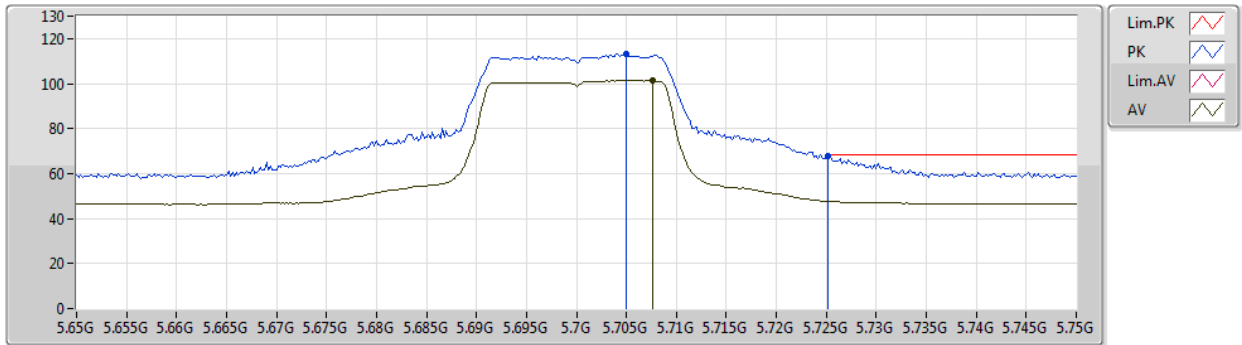
Type	Freq (Hz)	Level (dBuV/m)	Limit (dBuV/m)	Margin (dB)	Factor (dB)	Dist (m)	Condition	Azimuth (°)	Height (m)	Comment	Raw (dBuV)
PK	5.6956G	105.25	Inf	-Inf	5.94	3	Vertical	184	2.80	-	99.31
AV	5.6926G	93.58	Inf	-Inf	5.95	3	Vertical	184	2.80	-	87.63
PK	5.7282G	59.60	68.20	-8.60	5.88	3	Vertical	184	2.80	-	53.72



802.11ac VHT20-BF\_Nss1,(MCS0)\_2TX

01/11/2019

5700MHz\_TX



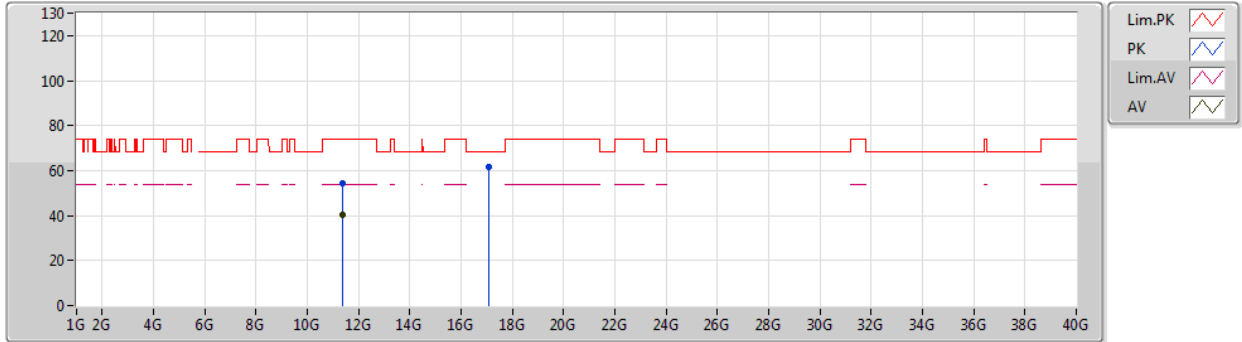
EUT\_Z\_2TX\_ANT 180  
 Setting 33  
 03-C-4-10  
 FSP(100019)

Type	Freq (Hz)	Level (dBuV/m)	Limit (dBuV/m)	Margin (dB)	Factor (dB)	Dist (m)	Condition	Azimuth (°)	Height (m)	Comment	Raw (dBuV)
PK	5.705G	113.24	Inf	-Inf	5.92	3	Horizontal	270	1.98	-	107.32
AV	5.7076G	101.52	Inf	-Inf	5.92	3	Horizontal	270	1.98	-	95.60
PK	5.7252G	68.04	68.20	-0.16	5.89	3	Horizontal	270	1.98	-	62.15

802.11ac VHT20-BF\_Nss1,(MCS0)\_2TX

01/11/2019

5700MHz\_TX



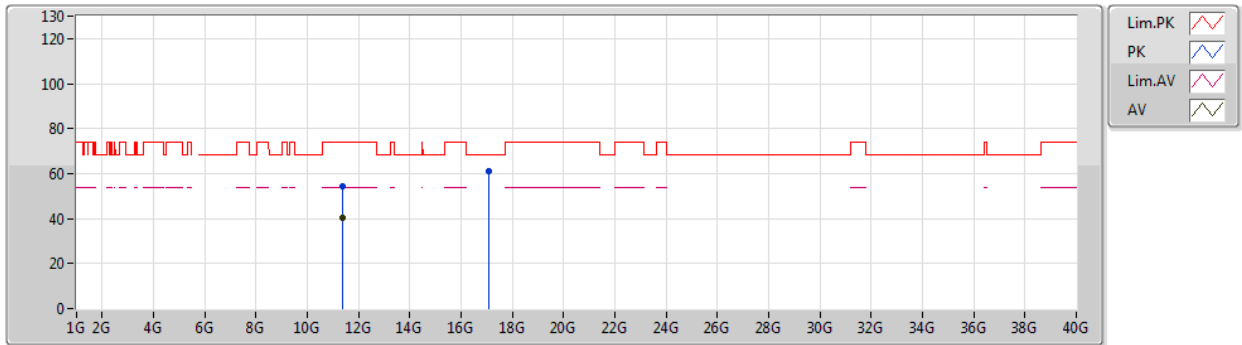
EUT Z\_2TX\_ANT 180  
 Setting 33  
 03-C-4  
 FSP(100019)

Type	Freq (Hz)	Level (dBuV/m)	Limit (dBuV/m)	Margin (dB)	Factor (dB)	Dist (m)	Condition	Azimuth (°)	Height (m)	Comment	Raw (dBuV)
PK	11.3964G	54.22	74.00	-19.78	12.96	3	Vertical	309	2.51	-	41.26
AV	11.38644G	40.43	54.00	-13.57	12.95	3	Vertical	309	2.51	-	27.48
PK	17.10072G	61.37	68.20	-6.83	16.64	3	Vertical	190	2.91	-	44.73

802.11ac VHT20-BF\_Nss1,(MCS0)\_2TX

01/11/2019

5700MHz\_TX



EUT\_Z\_2TX\_ANT 180  
 Setting 33  
 03-C-4  
 FSP(100019)

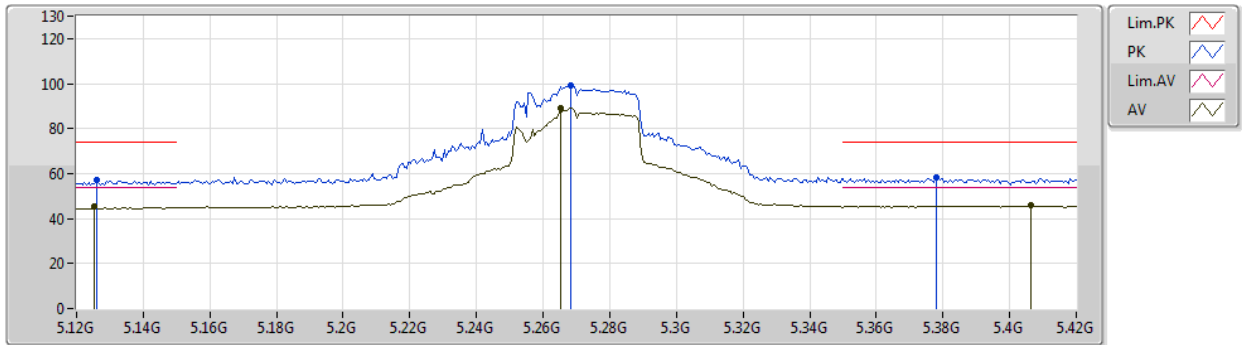
Type	Freq (Hz)	Level (dBuV/m)	Limit (dBuV/m)	Margin (dB)	Factor (dB)	Dist (m)	Condition	Azimuth (°)	Height (m)	Comment	Raw (dBuV)
PK	11.39958G	54.17	74.00	-19.83	12.96	3	Horizontal	318	1.44	-	41.21
AV	11.38572G	40.50	54.00	-13.50	12.95	3	Horizontal	318	1.44	-	27.55
PK	17.10366G	61.02	68.20	-7.18	16.66	3	Horizontal	251	2.11	-	44.36



802.11ac VHT40-BF\_Nss1,(MCS0)\_2TX

01/11/2019

5270MHz\_TX



EUT\_Z\_2TX\_ANT 180  
 Setting 141  
 03-C-4-10  
 FSP(100019)

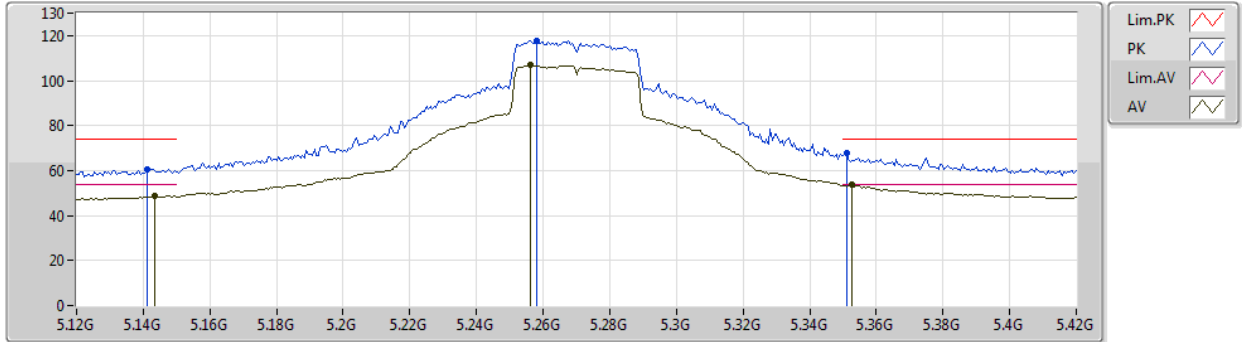
Type	Freq (Hz)	Level (dBuV/m)	Limit (dBuV/m)	Margin (dB)	Factor (dB)	Dist (m)	Condition	Azimuth (°)	Height (m)	Comment	Raw (dBuV)
PK	5.126G	57.19	74.00	-16.81	5.44	3	Vertical	29	1.79	-	51.75
AV	5.1254G	45.24	54.00	-8.76	5.44	3	Vertical	29	1.79	-	39.80
PK	5.2682G	99.13	Inf	-Inf	5.75	3	Vertical	29	1.79	-	93.38
AV	5.2652G	89.34	Inf	-Inf	5.74	3	Vertical	29	1.79	-	83.60
PK	5.378G	58.48	74.00	-15.52	5.83	3	Vertical	29	1.79	-	52.65
AV	5.4062G	45.68	54.00	-8.32	5.86	3	Vertical	29	1.79	-	39.82



802.11ac VHT40-BF\_Nss1,(MCS0)\_2TX

01/11/2019

5270MHz\_TX



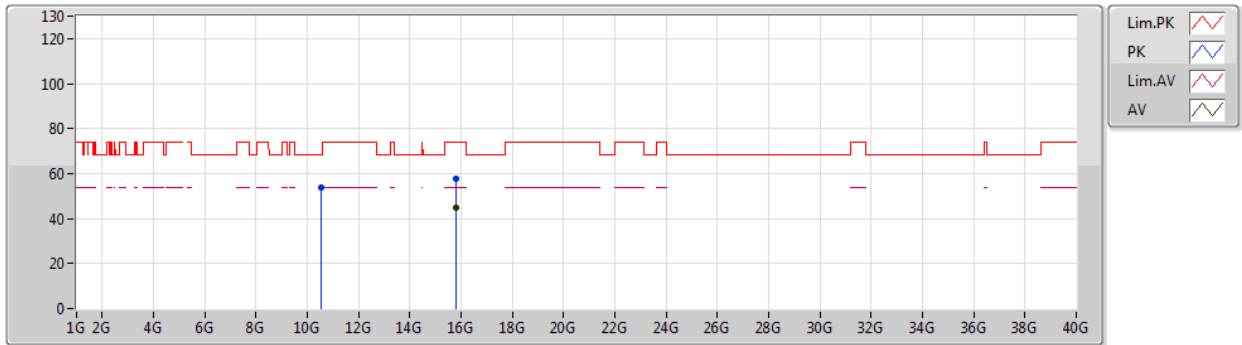
EUT\_Z\_2TX\_ANT 180  
 Setting 141  
 03-C-4-10  
 FSP(100019)

Type	Freq (Hz)	Level (dBuV/m)	Limit (dBuV/m)	Margin (dB)	Factor (dB)	Dist (m)	Condition	Azimuth (°)	Height (m)	Comment	Raw (dBuV)
PK	5.141G	60.50	74.00	-13.50	5.48	3	Horizontal	273	2.29	-	55.02
AV	5.1434G	48.61	54.00	-5.39	5.48	3	Horizontal	273	2.29	-	43.13
PK	5.258G	117.65	Inf	-Inf	5.73	3	Horizontal	273	2.29	-	111.92
AV	5.2562G	107.10	Inf	-Inf	5.72	3	Horizontal	273	2.29	-	101.38
PK	5.351G	67.63	74.00	-6.37	5.81	3	Horizontal	273	2.29	-	61.82
AV	5.3528G	53.77	54.00	-0.23	5.81	3	Horizontal	273	2.29	-	47.96

802.11ac VHT40-BF\_Nss1,(MCS0)\_2TX

01/11/2019

5270MHz\_TX



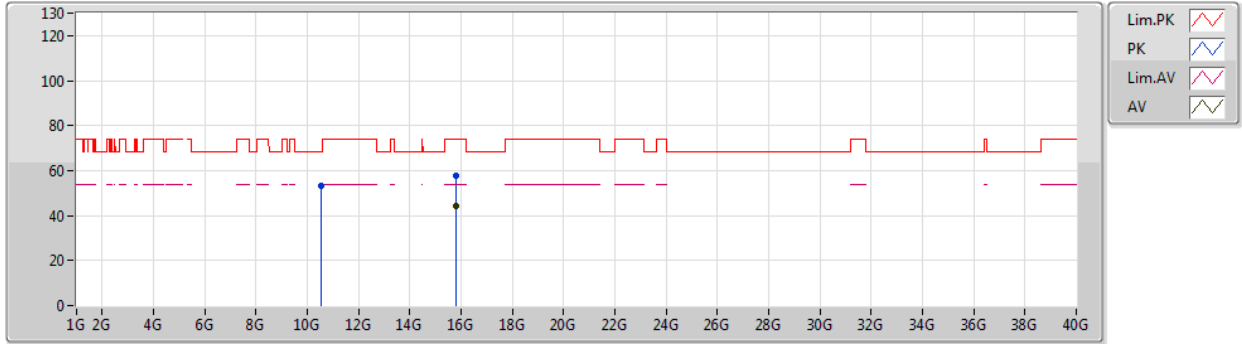
EUT\_Z\_2TX\_ANT 180  
 Setting 141  
 03-C-4  
 FSP(100019)

Type	Freq (Hz)	Level (dBuV/m)	Limit (dBuV/m)	Margin (dB)	Factor (dB)	Dist (m)	Condition	Azimuth (°)	Height (m)	Comment	Raw (dBuV)
PK	10.5253G	53.82	68.20	-14.38	12.34	3	Vertical	38	2.40	-	41.48
PK	15.81036G	57.76	74.00	-16.24	13.43	3	Vertical	325	1.47	-	44.33
AV	15.81048G	44.76	54.00	-9.24	13.43	3	Vertical	325	1.47	-	31.33

802.11ac VHT40-BF\_Nss1,(MCS0)\_2TX

01/11/2019

5270MHz\_TX



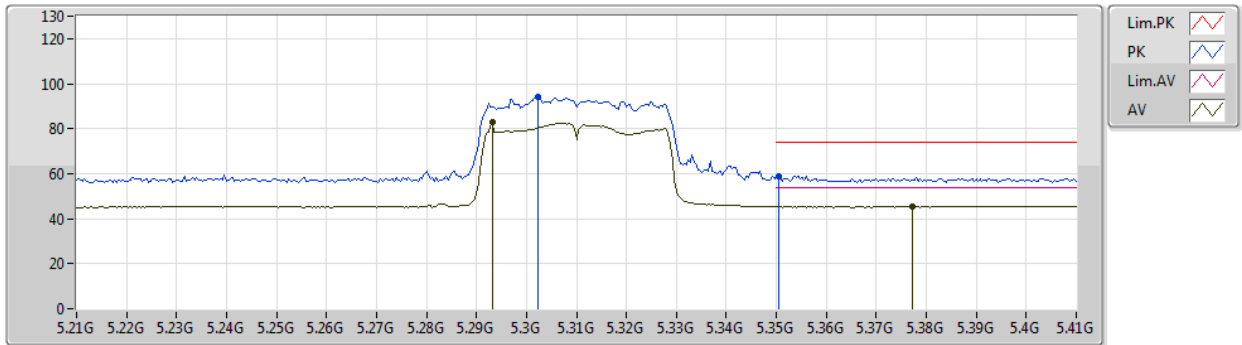
EUT\_Z\_2TX\_ANT 180  
 Setting 141  
 03-C-4  
 FSP(100019)

Type	Freq (Hz)	Level (dBuV/m)	Limit (dBuV/m)	Margin (dB)	Factor (dB)	Dist (m)	Condition	Azimuth (°)	Height (m)	Comment	Raw (dBuV)
PK	10.525G	53.30	68.20	-14.90	12.34	3	Horizontal	69	2.90	-	40.96
PK	15.80376G	57.73	74.00	-16.27	13.45	3	Horizontal	180	2.37	-	44.28
AV	15.80358G	44.50	54.00	-9.50	13.45	3	Horizontal	180	2.37	-	31.05

802.11ac VHT40-BF\_Nss1,(MCS0)\_2TX

04/11/2019

5310MHz\_TX



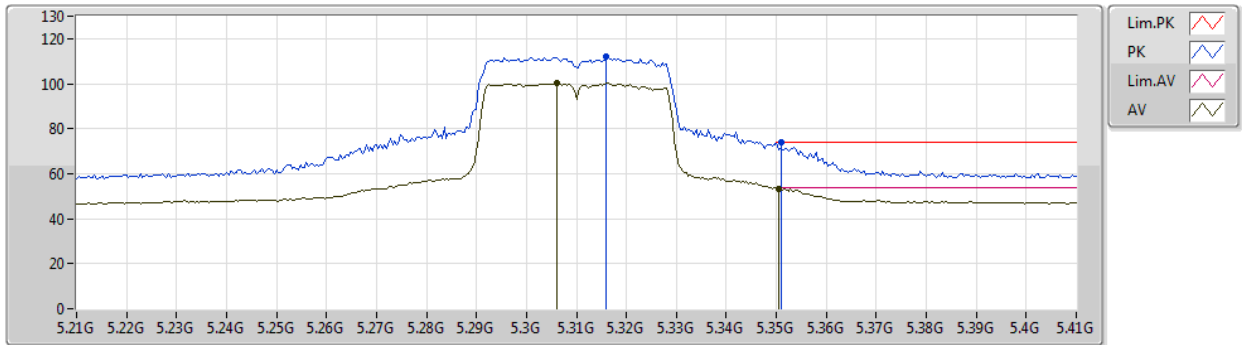
EUT\_Z\_2TX\_ANT 180  
 Setting 38  
 03-C-4-10  
 FSP(100019)

Type	Freq (Hz)	Level (dBuV/m)	Limit (dBuV/m)	Margin (dB)	Factor (dB)	Dist (m)	Condition	Azimuth (°)	Height (m)	Comment	Raw (dBuV)
PK	5.3024G	94.22	Inf	-Inf	5.79	3	Vertical	331	2.98	-	88.43
AV	5.2932G	82.76	Inf	-Inf	5.78	3	Vertical	331	2.98	-	76.98
PK	5.3504G	59.06	74.00	-14.94	5.81	3	Vertical	331	2.98	-	53.25
AV	5.3772G	45.64	54.00	-8.36	5.83	3	Vertical	331	2.98	-	39.81

802.11ac VHT40-BF\_Nss1,(MCS0)\_2TX

04/11/2019

5310MHz\_TX



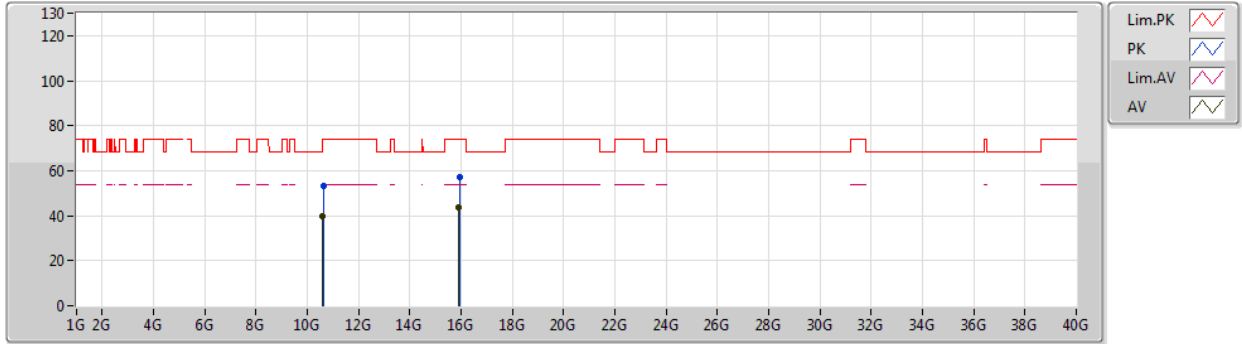
EUT\_Z\_2TX\_ANT 180  
 Setting 38  
 03-C-4-10  
 FSP(100019)

Type	Freq (Hz)	Level (dBuV/m)	Limit (dBuV/m)	Margin (dB)	Factor (dB)	Dist (m)	Condition	Azimuth (°)	Height (m)	Comment	Raw (dBuV)
PK	5.316G	111.95	Inf	-Inf	5.80	3	Horizontal	269	2.02	-	106.15
AV	5.306G	100.04	Inf	-Inf	5.80	3	Horizontal	269	2.02	-	94.24
PK	5.351G	73.97	74.00	-0.03	5.81	3	Horizontal	269	2.02	-	68.16
AV	5.3504G	53.24	54.00	-0.76	5.81	3	Horizontal	269	2.02	-	47.43

802.11ac VHT40-BF\_Nss1,(MCS0)\_2TX

04/11/2019

5310MHz\_TX



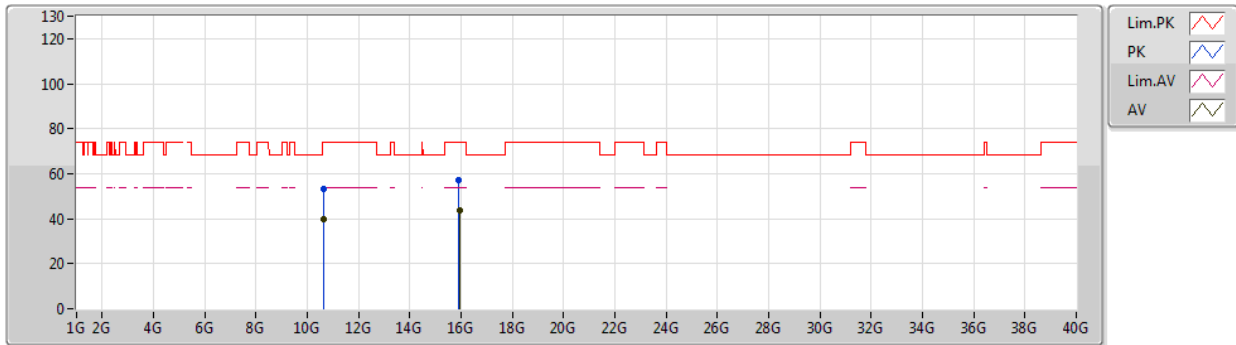
EUT\_Z\_2TX\_ANT 180  
 Setting 38  
 03-C-4  
 FSP(100019)

Type	Freq (Hz)	Level (dBuV/m)	Limit (dBuV/m)	Margin (dB)	Factor (dB)	Dist (m)	Condition	Azimuth (°)	Height (m)	Comment	Raw (dBuV)
PK	10.62632G	53.13	74.00	-20.87	12.43	3	Vertical	166	2.22	-	40.70
AV	10.61284G	39.74	54.00	-14.26	12.41	3	Vertical	166	2.22	-	27.33
PK	15.93896G	57.43	74.00	-16.57	12.96	3	Vertical	61	2.01	-	44.47
AV	15.92036G	43.85	54.00	-10.15	13.03	3	Vertical	61	2.01	-	30.82

802.11ac VHT40-BF\_Nss1,(MCS0)\_2TX

04/11/2019

5310MHz\_TX



EUT\_Z\_2TX\_ANT 180  
 Setting 38  
 03-C-4  
 FSP(100019)

Type	Freq (Hz)	Level (dBuV/m)	Limit (dBuV/m)	Margin (dB)	Factor (dB)	Dist (m)	Condition	Azimuth (°)	Height (m)	Comment	Raw (dBuV)
PK	10.6256G	53.18	74.00	-20.82	12.43	3	Horizontal	278	1.97	-	40.75
AV	10.62416G	39.72	54.00	-14.28	12.41	3	Horizontal	278	1.97	-	27.31
PK	15.92584G	57.38	74.00	-16.62	13.00	3	Horizontal	53	2.55	-	44.38
AV	15.9368G	43.87	54.00	-10.13	12.97	3	Horizontal	53	2.55	-	30.90

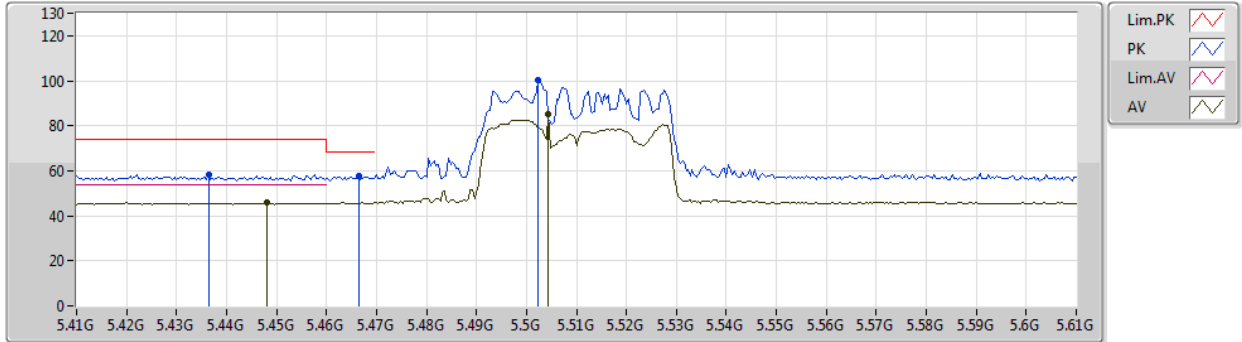




802.11ac VHT40-BF\_Nss1,(MCS0)\_2TX

01/11/2019

5510MHz\_TX



EUT\_Z\_2TX\_ANT 180  
 Setting 25  
 03-E-2-10  
 FSP(100019)

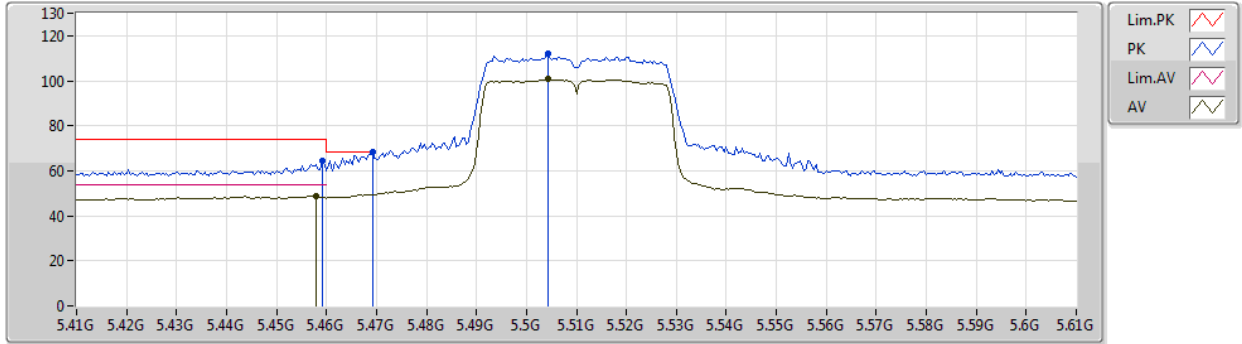
Type	Freq (Hz)	Level (dBuV/m)	Limit (dBuV/m)	Margin (dB)	Factor (dB)	Dist (m)	Condition	Azimuth (°)	Height (m)	Comment	Raw (dBuV)
PK	5.4364G	58.39	74.00	-15.61	5.95	3	Vertical	3	2.90	-	52.44
AV	5.448G	45.72	54.00	-8.28	5.98	3	Vertical	3	2.90	-	39.74
PK	5.4664G	57.64	68.20	-10.56	6.03	3	Vertical	3	2.90	-	51.61
PK	5.5024G	100.17	Inf	-Inf	6.12	3	Vertical	3	2.90	-	94.05
AV	5.5044G	85.40	Inf	-Inf	6.13	3	Vertical	3	2.90	-	79.27



802.11ac VHT40-BF\_Nss1,(MCS0)\_2TX

01/11/2019

5510MHz\_TX



EUT\_Z\_2TX\_ANT 180  
 Setting 25  
 03-E-2-10  
 FSP(100019)

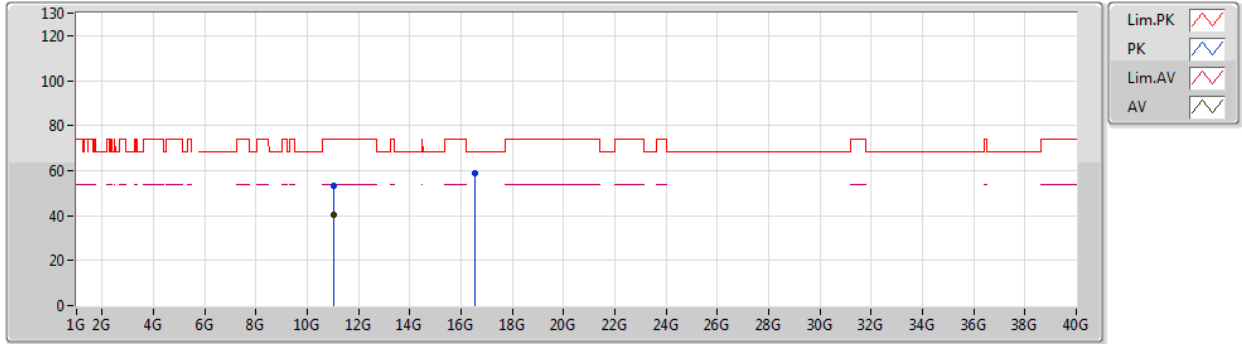
Type	Freq (Hz)	Level (dBuV/m)	Limit (dBuV/m)	Margin (dB)	Factor (dB)	Dist (m)	Condition	Azimuth (°)	Height (m)	Comment	Raw (dBuV)
PK	5.4592G	64.66	74.00	-9.34	6.01	3	Horizontal	95	2.24	-	58.65
AV	5.458G	48.88	54.00	-5.12	6.00	3	Horizontal	95	2.24	-	42.88
PK	5.4692G	68.13	68.20	-0.07	6.03	3	Horizontal	95	2.24	-	62.10
PK	5.5044G	111.97	Inf	-Inf	6.13	3	Horizontal	95	2.24	-	105.84
AV	5.5044G	100.62	Inf	-Inf	6.13	3	Horizontal	95	2.24	-	94.49



802.11ac VHT40-BF\_Nss1,(MCS0)\_2TX

01/11/2019

5510MHz\_TX



EUT\_Z\_2TX\_ANT 180  
 Setting 25  
 03-E-2  
 FSP(100019)

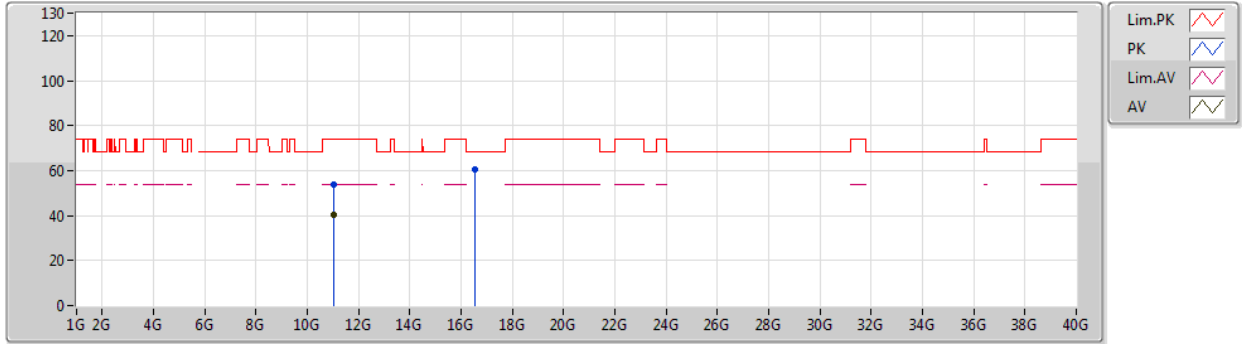
Type	Freq (Hz)	Level (dBuV/m)	Limit (dBuV/m)	Margin (dB)	Factor (dB)	Dist (m)	Condition	Azimuth (°)	Height (m)	Comment	Raw (dBuV)
PK	11.00854G	53.40	74.00	-20.60	12.75	3	Vertical	235	2.74	-	40.65
AV	11.02558G	40.44	54.00	-13.56	12.76	3	Vertical	235	2.74	-	27.68
PK	16.5363G	59.09	68.20	-9.11	14.56	3	Vertical	311	1.19	-	44.53



802.11ac VHT40-BF\_Nss1,(MCS0)\_2TX

01/11/2019

5510MHz\_TX



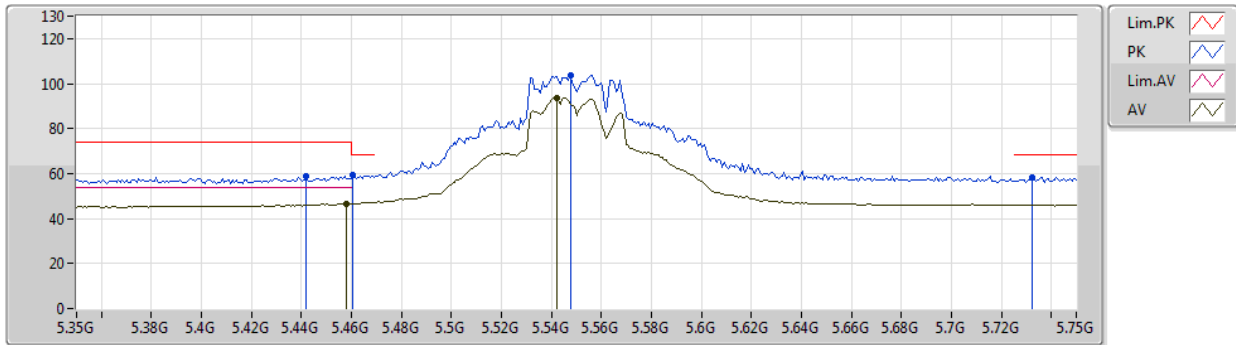
EUT\_Z\_2TX\_ANT 180  
 Setting 25  
 03-E-2  
 FSP(100019)

Type	Freq (Hz)	Level (dBuV/m)	Limit (dBuV/m)	Margin (dB)	Factor (dB)	Dist (m)	Condition	Azimuth (°)	Height (m)	Comment	Raw (dBuV)
PK	11.03296G	53.66	74.00	-20.34	12.75	3	Horizontal	258	2.43	-	40.91
AV	11.0344G	40.45	54.00	-13.55	12.75	3	Horizontal	258	2.43	-	27.70
PK	16.5447G	60.57	68.20	-7.63	14.59	3	Horizontal	109	3.00	-	45.98

802.11ac VHT40-BF\_Nss1,(MCS0)\_2TX

04/11/2019

5550MHz\_TX



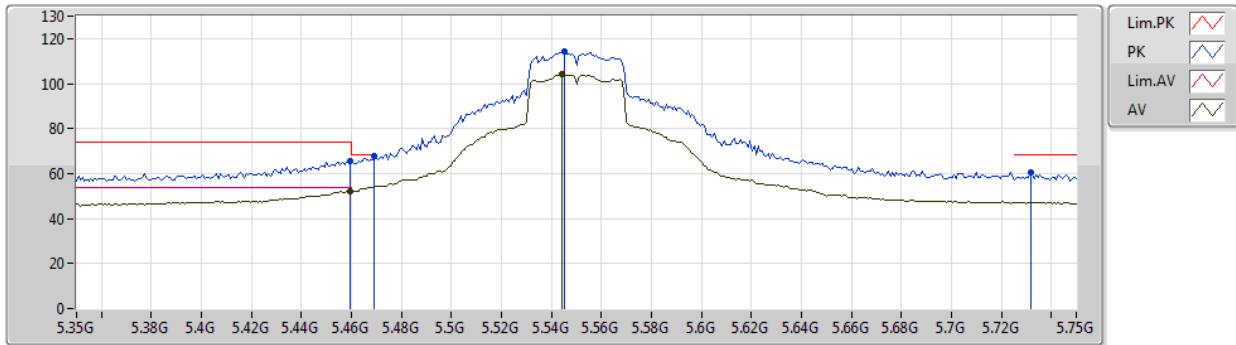
EUT\_Z\_2TX\_ANT 180  
 Setting 150  
 03-E-2-10  
 FSP(100019)

Type	Freq (Hz)	Level (dBuV/m)	Limit (dBuV/m)	Margin (dB)	Factor (dB)	Dist (m)	Condition	Azimuth (°)	Height (m)	Comment	Raw (dBuV)
PK	5.442G	59.10	74.00	-14.90	5.96	3	Vertical	360	2.84	-	53.14
PK	5.4604G	59.36	68.20	-8.84	6.01	3	Vertical	360	2.84	-	53.35
AV	5.458G	46.53	54.00	-7.47	6.00	3	Vertical	360	2.84	-	40.53
PK	5.5476G	103.78	Inf	-Inf	6.15	3	Vertical	360	2.84	-	97.63
AV	5.542G	93.78	Inf	-Inf	6.15	3	Vertical	360	2.84	-	87.63
PK	5.7324G	58.44	68.20	-9.76	5.88	3	Vertical	360	2.84	-	52.56

802.11ac VHT40-BF\_Nss1,(MCS0)\_2TX

04/11/2019

5550MHz\_TX



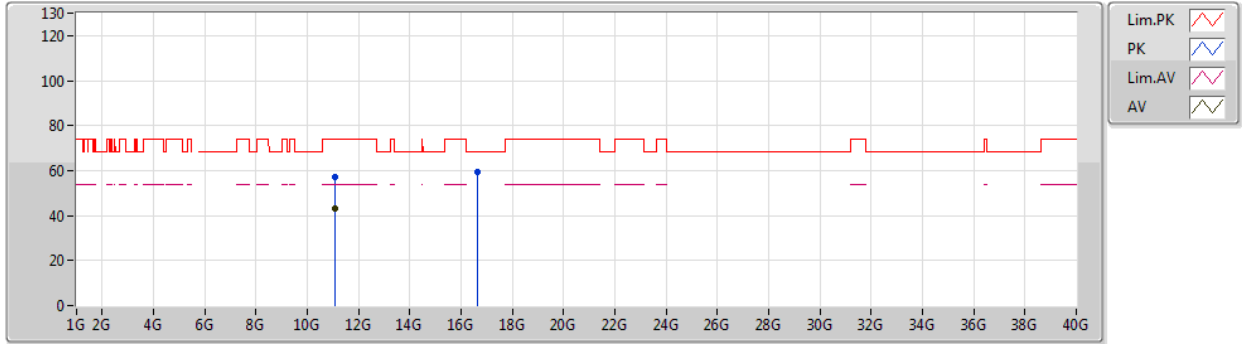
EUT\_Z\_2TX\_ANT 180  
 Setting 150  
 03-E-2-10  
 FSP(100019)

Type	Freq (Hz)	Level (dBuV/m)	Limit (dBuV/m)	Margin (dB)	Factor (dB)	Dist (m)	Condition	Azimuth (°)	Height (m)	Comment	Raw (dBuV)
PK	5.4596G	65.53	74.00	-8.47	6.01	3	Horizontal	276	2.26	-	59.52
AV	5.4596G	52.07	54.00	-1.93	6.01	3	Horizontal	276	2.26	-	46.06
PK	5.4692G	67.82	68.20	-0.38	6.03	3	Horizontal	276	2.26	-	61.79
PK	5.5452G	114.32	Inf	-Inf	6.14	3	Horizontal	276	2.26	-	108.18
AV	5.5444G	104.13	Inf	-Inf	6.15	3	Horizontal	276	2.26	-	97.98
PK	5.7316G	60.37	68.20	-7.83	5.88	3	Horizontal	276	2.26	-	54.49

802.11ac VHT40-BF\_Nss1,(MCS0)\_2TX

04/11/2019

5550MHz\_TX



EUT Z\_2TX\_ANT 180  
 Setting 150  
 03-E-2  
 FSP(100019)

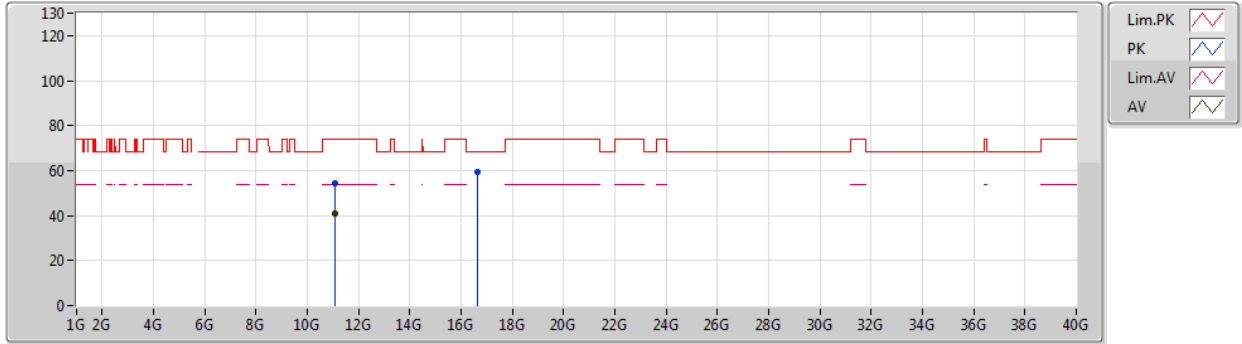
Type	Freq (Hz)	Level (dBuV/m)	Limit (dBuV/m)	Margin (dB)	Factor (dB)	Dist (m)	Condition	Azimuth (°)	Height (m)	Comment	Raw (dBuV)
PK	11.0943G	56.93	74.00	-17.07	12.79	3	Vertical	236	2.76	-	44.14
AV	11.10006G	43.31	54.00	-10.69	12.79	3	Vertical	236	2.76	-	30.52
PK	16.64904G	59.29	68.20	-8.91	14.95	3	Vertical	65	1.72	-	44.34



802.11ac VHT40-BF\_Nss1,(MCS0)\_2TX

04/11/2019

5550MHz\_TX



EUT\_Z\_2TX\_ANT 180  
 Setting 150  
 03-E-2  
 FSP(100019)

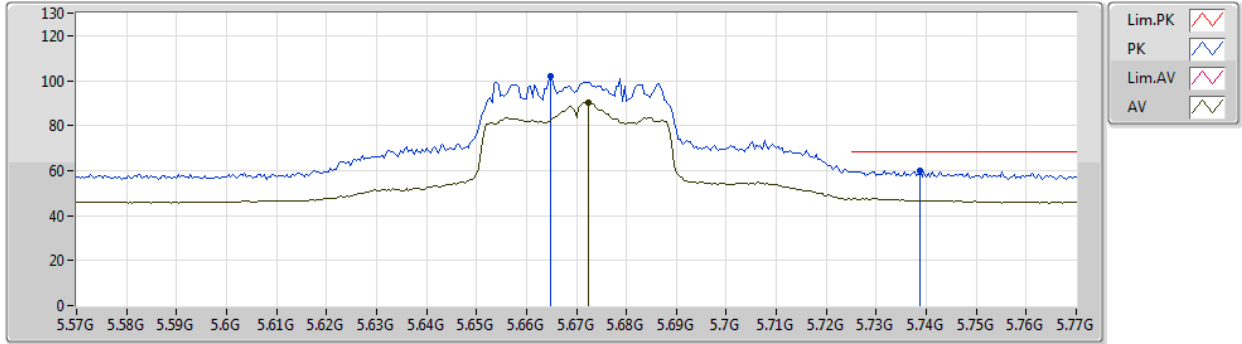
Type	Freq (Hz)	Level (dBuV/m)	Limit (dBuV/m)	Margin (dB)	Factor (dB)	Dist (m)	Condition	Azimuth (°)	Height (m)	Comment	Raw (dBuV)
PK	11.0997G	54.46	74.00	-19.54	12.79	3	Horizontal	350	2.40	-	41.67
AV	11.09928G	41.14	54.00	-12.86	12.79	3	Horizontal	350	2.40	-	28.35
PK	16.6395G	59.66	68.20	-8.54	14.91	3	Horizontal	267	1.15	-	44.75



802.11ac VHT40-BF\_Nss1,(MCS0)\_2TX

04/11/2019

5670MHz\_TX



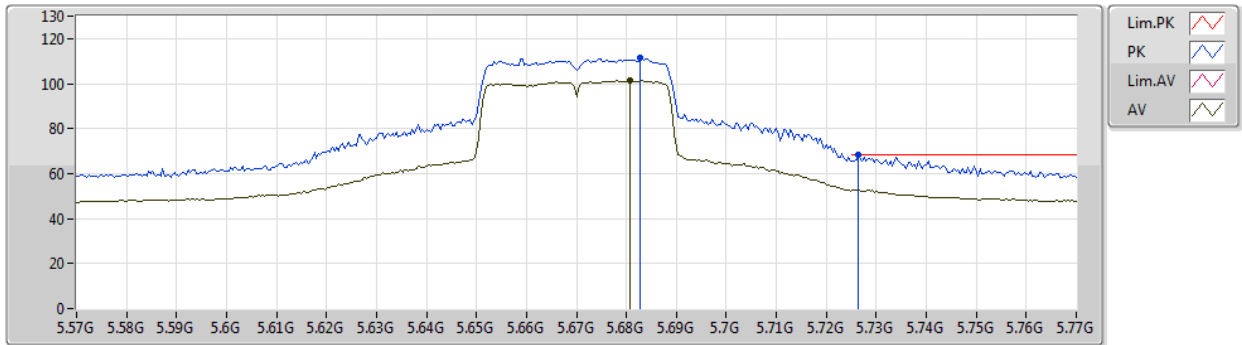
EUT\_Z\_2TX\_ANT 180  
 Setting 60  
 03-E-2-10  
 FSP(100019)

Type	Freq (Hz)	Level (dBuV/m)	Limit (dBuV/m)	Margin (dB)	Factor (dB)	Dist (m)	Condition	Azimuth (°)	Height (m)	Comment	Raw (dBuV)
PK	5.6648G	102.20	Inf	-Inf	6.02	3	Vertical	0	2.94	-	96.18
AV	5.6724G	90.35	Inf	-Inf	6.00	3	Vertical	0	2.94	-	84.35
PK	5.7388G	60.15	68.20	-8.05	5.87	3	Vertical	0	2.94	-	54.28

802.11ac VHT40-BF\_Nss1,(MCS0)\_2TX

04/11/2019

5670MHz\_TX



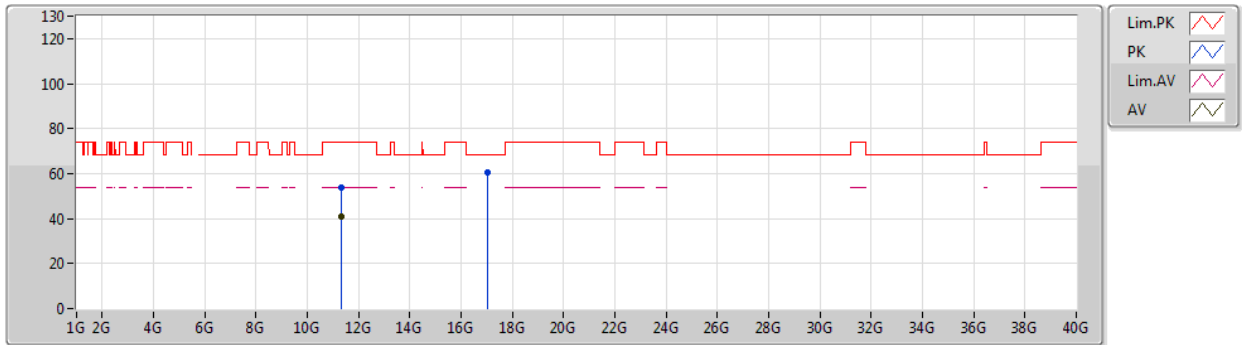
EUT\_Z\_2TX\_ANT 180  
 Setting 60  
 03-E-2-10  
 FSP(100019)

Type	Freq (Hz)	Level (dBuV/m)	Limit (dBuV/m)	Margin (dB)	Factor (dB)	Dist (m)	Condition	Azimuth (°)	Height (m)	Comment	Raw (dBuV)
PK	5.6828G	111.42	Inf	-Inf	5.97	3	Horizontal	85	2.44	-	105.45
AV	5.6808G	101.24	Inf	-Inf	5.97	3	Horizontal	85	2.44	-	95.27
PK	5.7264G	68.09	68.20	-0.11	5.89	3	Horizontal	85	2.44	-	62.20

802.11ac VHT40-BF\_Nss1,(MCS0)\_2TX

04/11/2019

5670MHz\_TX



EUT\_Z\_2TX\_ANT 180  
 Setting 60  
 03-E-2  
 FSP(100019)

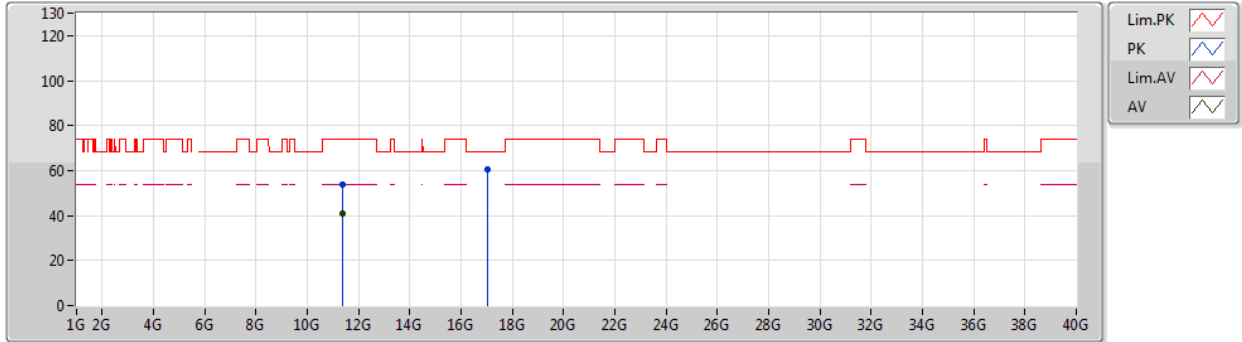
Type	Freq (Hz)	Level (dBuV/m)	Limit (dBuV/m)	Margin (dB)	Factor (dB)	Dist (m)	Condition	Azimuth (°)	Height (m)	Comment	Raw (dBuV)
PK	11.32842G	53.76	74.00	-20.24	12.92	3	Vertical	179	2.01	-	40.84
AV	11.3302G	40.87	54.00	-13.13	12.93	3	Vertical	179	2.01	-	27.94
PK	17.0127G	60.58	68.20	-7.62	16.19	3	Vertical	315	2.85	-	44.39



802.11ac VHT40-BF\_Nss1,(MCS0)\_2TX

04/11/2019

5670MHz\_TX



EUT\_Z\_2TX\_ANT 180  
 Setting 60  
 03-E-2  
 FSP(100019)

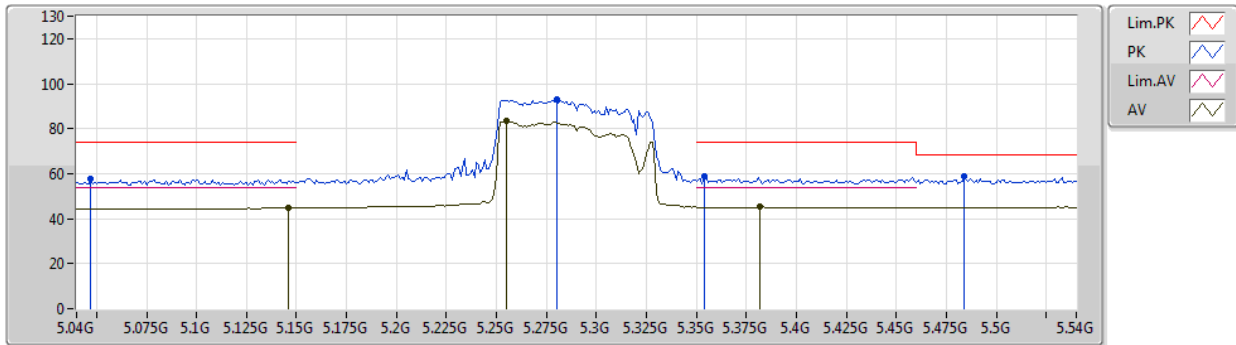
Type	Freq (Hz)	Level (dBuV/m)	Limit (dBuV/m)	Margin (dB)	Factor (dB)	Dist (m)	Condition	Azimuth (°)	Height (m)	Comment	Raw (dBuV)
PK	11.3544G	53.81	74.00	-20.19	12.93	3	Horizontal	4	2.38	-	40.88
AV	11.35422G	40.83	54.00	-13.17	12.93	3	Horizontal	4	2.38	-	27.90
PK	17.01306G	60.53	68.20	-7.67	16.20	3	Horizontal	287	1.51	-	44.33



802.11ac VHT80-BF\_Nss1,(MCS0)\_2TX

01/11/2019

5290MHz\_TX



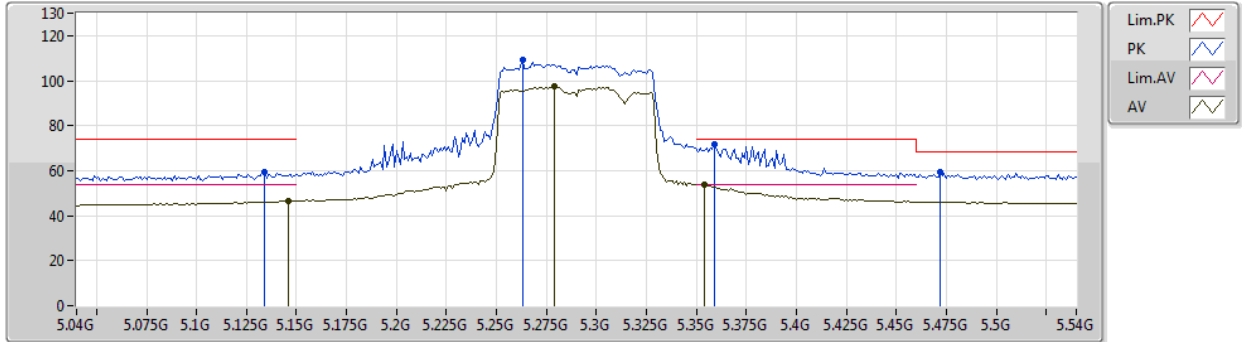
EUT\_Z\_2TX\_ANT 180  
 Setting 35  
 03-E-2-10  
 FSP(100019)

Type	Freq (Hz)	Level (dBuV/m)	Limit (dBuV/m)	Margin (dB)	Factor (dB)	Dist (m)	Condition	Azimuth (°)	Height (m)	Comment	Raw (dBuV)
PK	5.047G	57.76	74.00	-16.24	5.19	3	Vertical	335	2.91	-	52.57
AV	5.146G	44.83	54.00	-9.17	5.50	3	Vertical	335	2.91	-	39.33
PK	5.28G	92.84	Inf	-Inf	5.76	3	Vertical	335	2.91	-	87.08
AV	5.255G	83.23	Inf	-Inf	5.72	3	Vertical	335	2.91	-	77.51
PK	5.354G	58.83	74.00	-15.17	5.81	3	Vertical	335	2.91	-	53.02
AV	5.382G	45.14	54.00	-8.86	5.83	3	Vertical	335	2.91	-	39.31
PK	5.484G	59.00	68.20	-9.20	6.07	3	Vertical	335	2.91	-	52.93

802.11ac VHT80-BF\_Nss1,(MCS0)\_2TX

01/11/2019

5290MHz\_TX



EUT\_Z\_2TX\_ANT 180  
 Setting 35  
 03-E-2-10  
 FSP(100019)

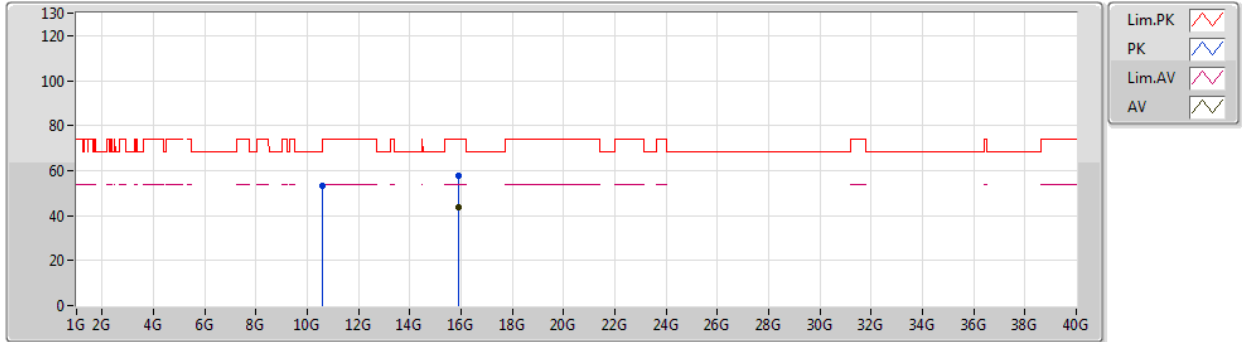
Type	Freq (Hz)	Level (dBuV/m)	Limit (dBuV/m)	Margin (dB)	Factor (dB)	Dist (m)	Condition	Azimuth (°)	Height (m)	Comment	Raw (dBuV)
PK	5.134G	59.19	74.00	-14.81	5.45	3	Horizontal	88	2.67	-	53.74
AV	5.146G	46.58	54.00	-7.42	5.50	3	Horizontal	88	2.67	-	41.08
PK	5.263G	109.14	Inf	-Inf	5.74	3	Horizontal	88	2.67	-	103.40
AV	5.279G	97.39	Inf	-Inf	5.76	3	Horizontal	88	2.67	-	91.63
PK	5.359G	71.47	74.00	-2.53	5.82	3	Horizontal	88	2.67	-	65.65
AV	5.354G	53.59	54.00	-0.41	5.81	3	Horizontal	88	2.67	-	47.78
PK	5.472G	59.18	68.20	-9.02	6.04	3	Horizontal	88	2.67	-	53.14



802.11ac VHT80-BF\_Nss1,(MCS0)\_2TX

01/11/2019

5290MHz\_TX



EUT\_Z\_2TX\_ANT 180  
 Setting 35  
 03-E-2  
 FSP(100019)

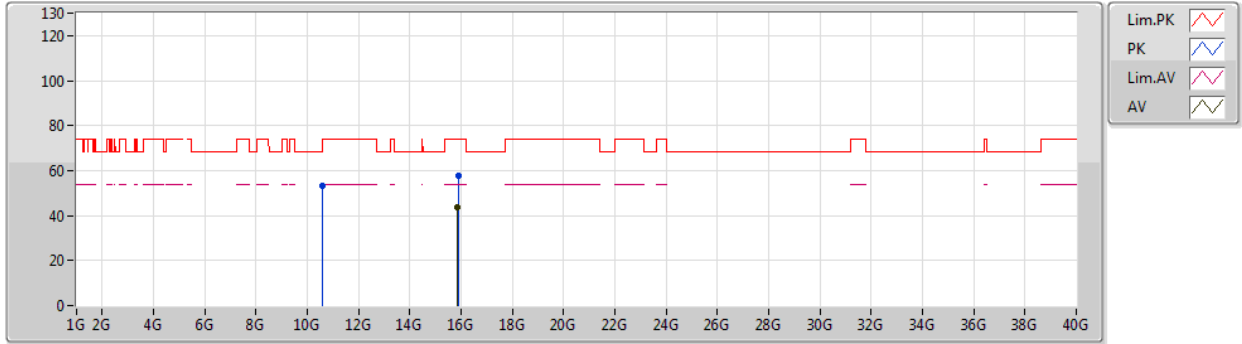
Type	Freq (Hz)	Level (dBuV/m)	Limit (dBuV/m)	Margin (dB)	Factor (dB)	Dist (m)	Condition	Azimuth (°)	Height (m)	Comment	Raw (dBuV)
PK	10.5881G	53.47	68.20	-14.73	12.39	3	Vertical	346	2.07	-	41.08
PK	15.88488G	57.81	74.00	-16.19	13.17	3	Vertical	300	2.83	-	44.64
AV	15.88428G	43.60	54.00	-10.40	13.16	3	Vertical	300	2.83	-	30.44



802.11ac VHT80-BF\_Nss1,(MCS0)\_2TX

01/11/2019

5290MHz\_TX



EUT\_Z\_2TX\_ANT 180  
 Setting 35  
 03-E-2  
 FSP(100019)

Type	Freq (Hz)	Level (dBuV/m)	Limit (dBuV/m)	Margin (dB)	Factor (dB)	Dist (m)	Condition	Azimuth (°)	Height (m)	Comment	Raw (dBuV)
PK	10.5893G	53.24	68.20	-14.96	12.39	3	Horizontal	318	2.01	-	40.85
PK	15.88266G	57.72	74.00	-16.28	13.16	3	Horizontal	238	2.08	-	44.56
AV	15.85758G	43.46	54.00	-10.54	13.25	3	Horizontal	238	2.08	-	30.21

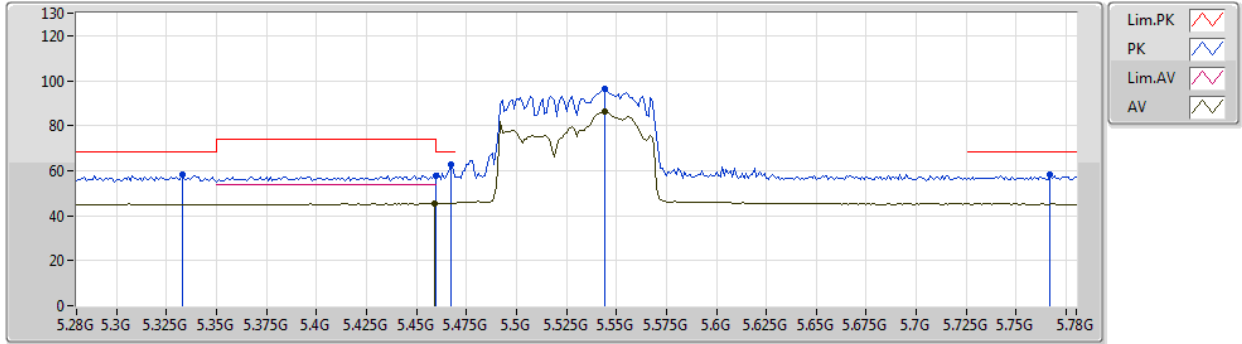




802.11ac VHT80-BF\_Nss1,(MCS0)\_2TX

01/11/2019

5530MHz\_TX



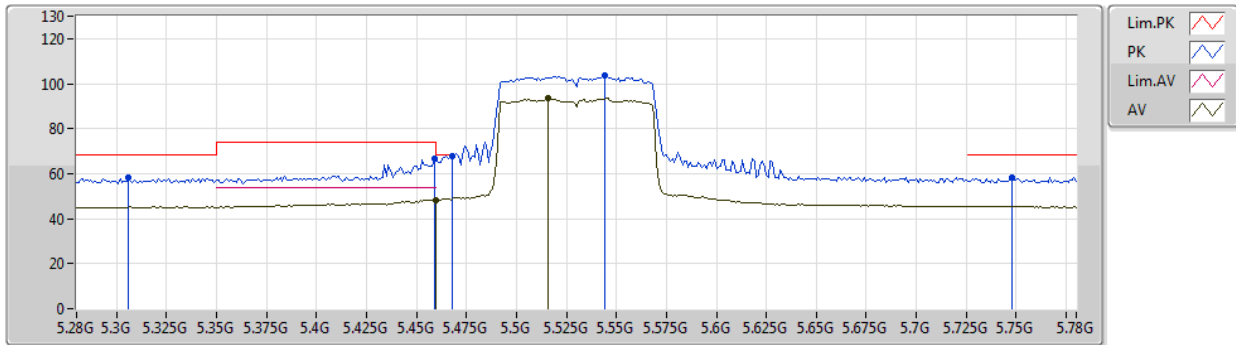
EUT\_Z\_2TX\_ANT 180  
 Setting 28  
 03-E-2-10  
 FSP(100019)

Type	Freq (Hz)	Level (dBuV/m)	Limit (dBuV/m)	Margin (dB)	Factor (dB)	Dist (m)	Condition	Azimuth (°)	Height (m)	Comment	Raw (dBuV)
PK	5.333G	58.02	68.20	-10.18	5.81	3	Vertical	0	2.97	-	52.21
PK	5.46G	57.91	74.00	-16.09	6.01	3	Vertical	0	2.97	-	51.90
AV	5.459G	45.44	54.00	-8.56	6.01	3	Vertical	0	2.97	-	39.43
PK	5.467G	62.91	68.20	-5.29	6.03	3	Vertical	0	2.97	-	56.88
PK	5.544G	96.21	Inf	-Inf	6.15	3	Vertical	0	2.97	-	90.06
AV	5.544G	86.32	Inf	-Inf	6.15	3	Vertical	0	2.97	-	80.17
PK	5.767G	58.10	68.20	-10.10	5.83	3	Vertical	0	2.97	-	52.27

802.11ac VHT80-BF\_Nss1,(MCS0)\_2TX

01/11/2019

5530MHz\_TX



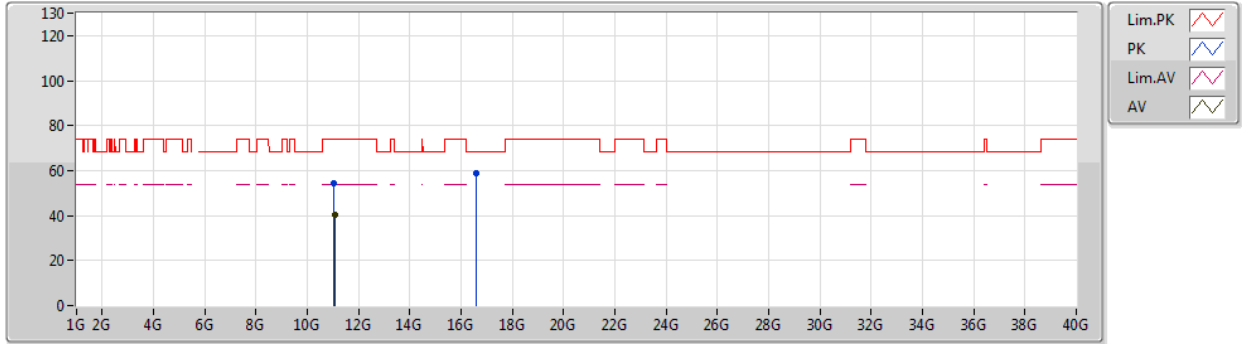
EUT\_Z\_2TX\_ANT 180  
 Setting 28  
 03-E-2-10  
 FSP(100019)

Type	Freq (Hz)	Level (dBuV/m)	Limit (dBuV/m)	Margin (dB)	Factor (dB)	Dist (m)	Condition	Azimuth (°)	Height (m)	Comment	Raw (dBuV)
PK	5.306G	58.21	68.20	-9.99	5.80	3	Horizontal	96	2.98	-	52.41
PK	5.459G	66.93	74.00	-7.07	6.01	3	Horizontal	96	2.98	-	60.92
AV	5.46G	48.43	54.00	-5.57	6.01	3	Horizontal	96	2.98	-	42.42
PK	5.468G	67.95	68.20	-0.25	6.03	3	Horizontal	96	2.98	-	61.92
PK	5.544G	103.63	Inf	-Inf	6.15	3	Horizontal	96	2.98	-	97.48
AV	5.516G	93.50	Inf	-Inf	6.13	3	Horizontal	96	2.98	-	87.37
PK	5.748G	58.49	68.20	-9.71	5.86	3	Horizontal	96	2.98	-	52.63

802.11ac VHT80-BF\_Nss1,(MCS0)\_2TX

01/11/2019

5530MHz\_TX



EUT\_Z\_2TX\_ANT 180  
 Setting 28  
 03-E-2  
 FSP(100019)

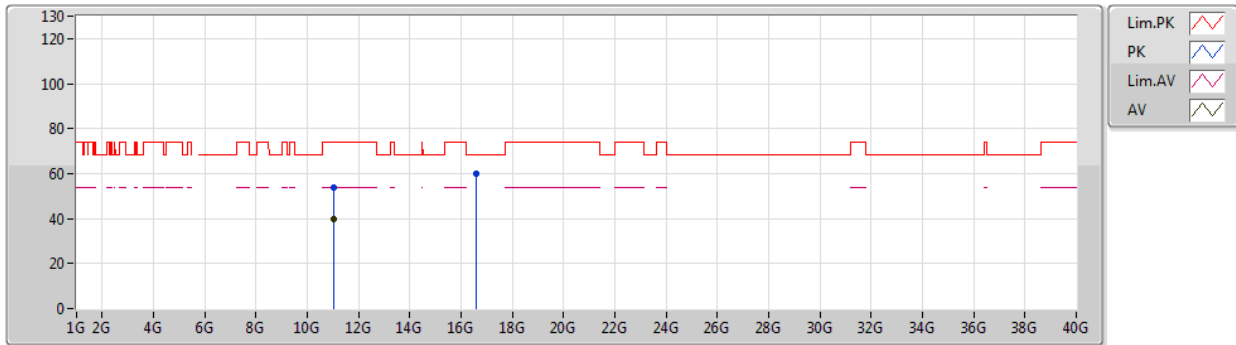
Type	Freq (Hz)	Level (dBuV/m)	Limit (dBuV/m)	Margin (dB)	Factor (dB)	Dist (m)	Condition	Azimuth (°)	Height (m)	Comment	Raw (dBuV)
PK	11.05208G	54.52	74.00	-19.48	12.77	3	Vertical	150	2.39	-	41.75
AV	11.0699G	40.17	54.00	-13.83	12.78	3	Vertical	150	2.39	-	27.39
PK	16.59564G	59.06	68.20	-9.14	14.76	3	Vertical	95	2.63	-	44.30



802.11ac VHT80-BF\_Nss1,(MCS0)\_2TX

01/11/2019

5530MHz\_TX



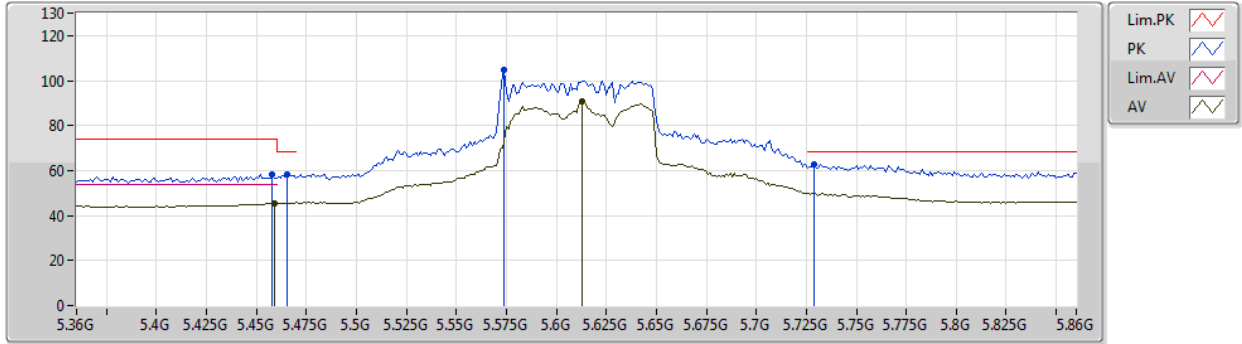
EUT\_Z\_2TX\_ANT 180  
 Setting 28  
 03-E-2  
 FSP(100019)

Type	Freq (Hz)	Level (dBuV/m)	Limit (dBuV/m)	Margin (dB)	Factor (dB)	Dist (m)	Condition	Azimuth (°)	Height (m)	Comment	Raw (dBuV)
PK	11.05676G	53.94	74.00	-20.06	12.77	3	Horizontal	17	2.57	-	41.17
AV	11.05232G	40.00	54.00	-14.00	12.77	3	Horizontal	17	2.57	-	27.23
PK	16.58784G	59.81	68.20	-8.39	14.74	3	Horizontal	30	1.60	-	45.07

802.11ac VHT80-BF\_Nss1,(MCS0)\_2TX

26/11/2019

5610MHz\_TX



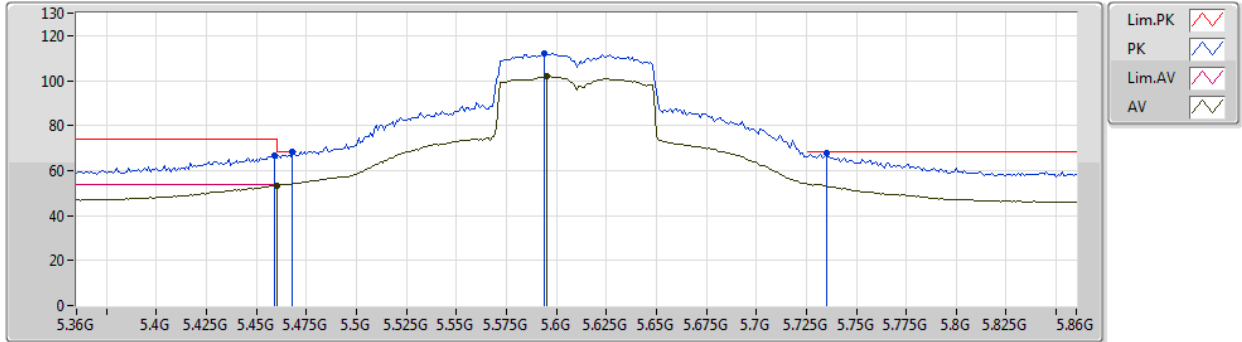
EUT\_Z\_2TX\_ANT 180  
 Setting 94  
 06-S-5-10  
 FSP(100019)

Type	Freq (Hz)	Level (dBuV/m)	Limit (dBuV/m)	Margin (dB)	Factor (dB)	Dist (m)	Condition	Azimuth (°)	Height (m)	Comment	Raw (dBuV)
PK	5.458G	58.55	74.00	-15.45	5.01	3	Vertical	360	2.99	-	53.54
AV	5.459G	45.34	54.00	-8.66	5.02	3	Vertical	360	2.99	-	40.32
PK	5.465G	58.04	68.20	-10.16	5.03	3	Vertical	360	2.99	-	53.01
PK	5.574G	104.55	Inf	-Inf	4.96	3	Vertical	360	2.99	-	99.59
AV	5.613G	90.66	Inf	-Inf	4.92	3	Vertical	360	2.99	-	85.74
PK	5.729G	62.68	68.20	-5.52	5.18	3	Vertical	360	2.99	-	57.50

802.11ac VHT80-BF\_Nss1,(MCS0)\_2TX

26/11/2019

5610MHz\_TX



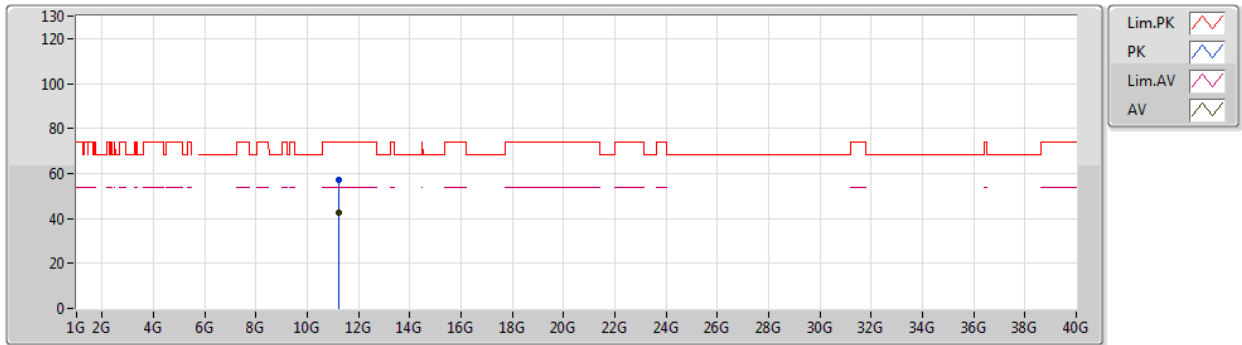
EUT\_Z\_2TX\_ANT 180  
 Setting 94  
 06-S-5-10  
 FSP(100019)

Type	Freq (Hz)	Level (dBuV/m)	Limit (dBuV/m)	Margin (dB)	Factor (dB)	Dist (m)	Condition	Azimuth (°)	Height (m)	Comment	Raw (dBuV)
PK	5.459G	66.77	74.00	-7.23	5.02	3	Horizontal	267	2.41	-	61.75
AV	5.46G	53.25	54.00	-0.75	5.02	3	Horizontal	267	2.41	-	48.23
PK	5.468G	68.13	68.20	-0.07	5.04	3	Horizontal	267	2.41	-	63.09
PK	5.594G	111.88	Inf	-Inf	4.92	3	Horizontal	267	2.41	-	106.96
AV	5.595G	101.84	Inf	-Inf	4.92	3	Horizontal	267	2.41	-	96.92
PK	5.735G	67.55	68.20	-0.65	5.20	3	Horizontal	267	2.41	-	62.35

802.11ac VHT80-BF\_Nss1,(MCS0)\_2TX

26/11/2019

5610MHz\_TX



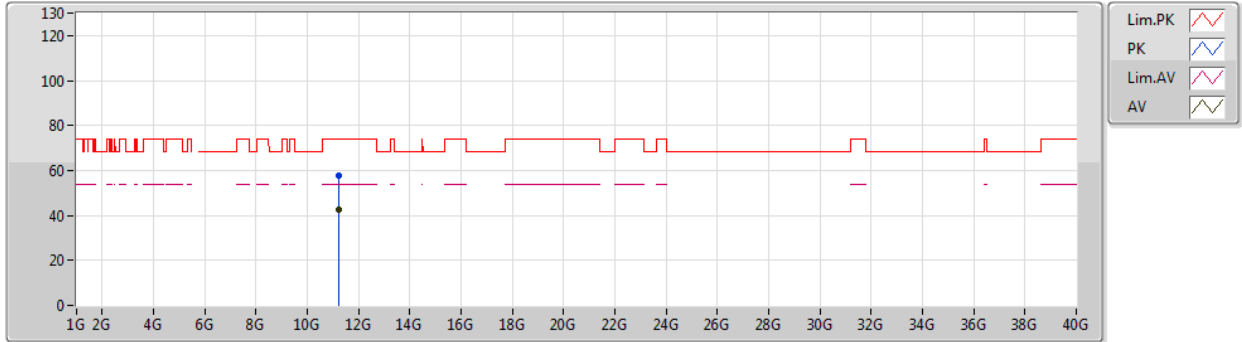
EUT\_Z\_2TX\_ANT 180  
 Setting 94  
 06-S-5  
 FSP(100019)

Type	Freq (Hz)	Level (dBuV/m)	Limit (dBuV/m)	Margin (dB)	Factor (dB)	Dist (m)	Condition	Azimuth (°)	Height (m)	Comment	Raw (dBuV)
PK	11.21808G	57.05	74.00	-16.95	13.78	3	Vertical	78	1.65	-	43.27
AV	11.21976G	42.79	54.00	-11.21	13.78	3	Vertical	78	1.65	-	29.01

802.11ac VHT80-BF\_Nss1,(MCS0)\_2TX

26/11/2019

5610MHz\_TX



EUT\_Z\_2TX\_ANT 180  
 Setting 94  
 06-S-5  
 FSP(100019)

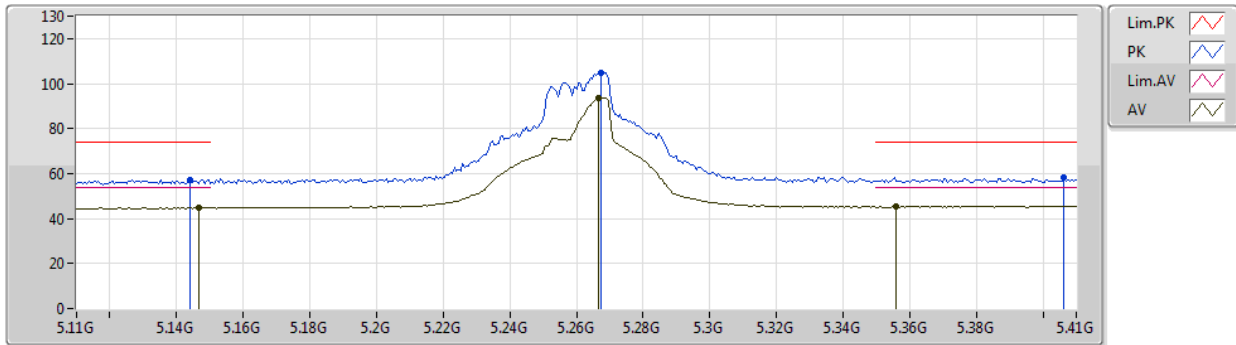
Type	Freq (Hz)	Level (dBuV/m)	Limit (dBuV/m)	Margin (dB)	Factor (dB)	Dist (m)	Condition	Azimuth (°)	Height (m)	Comment	Raw (dBuV)
PK	11.22468G	57.51	74.00	-16.49	13.76	3	Horizontal	202	1.05	-	43.75
AV	11.21944G	42.77	54.00	-11.23	13.78	3	Horizontal	202	1.05	-	28.99



802.11ax HEW20-BF\_Nss1,(MCS0)\_2TX

04/11/2019

5260MHz\_TX



EUT\_Z\_2TX\_ANT 180  
 Setting 200  
 03-E-2-10  
 FSP(100019)

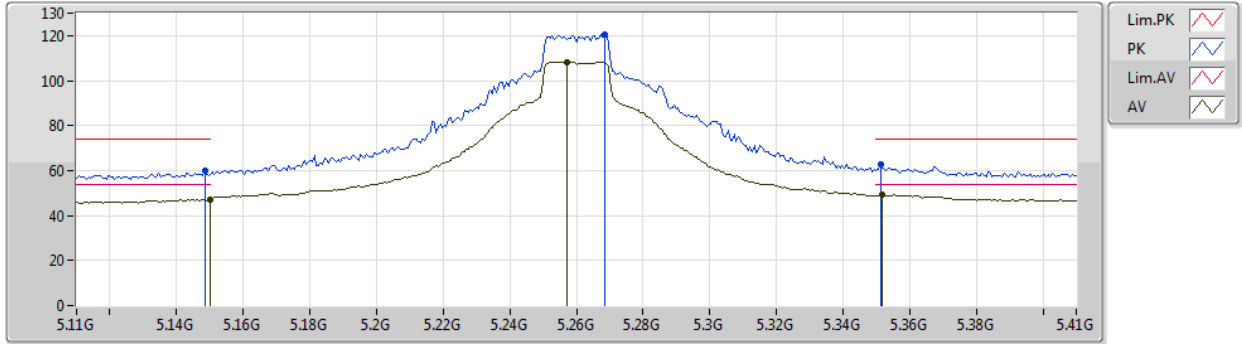
Type	Freq (Hz)	Level (dBuV/m)	Limit (dBuV/m)	Margin (dB)	Factor (dB)	Dist (m)	Condition	Azimuth (°)	Height (m)	Comment	Raw (dBuV)
PK	5.1442G	57.22	74.00	-16.78	5.48	3	Vertical	235	1.01	-	51.74
AV	5.1466G	44.79	54.00	-9.21	5.50	3	Vertical	235	1.01	-	39.29
PK	5.2672G	104.91	Inf	-Inf	5.74	3	Vertical	235	1.01	-	99.17
AV	5.2666G	93.59	Inf	-Inf	5.74	3	Vertical	235	1.01	-	87.85
PK	5.4064G	58.06	74.00	-15.94	5.86	3	Vertical	235	1.01	-	52.20
AV	5.356G	45.52	54.00	-8.48	5.82	3	Vertical	235	1.01	-	39.70



802.11ax HEW20-BF\_Nss1,(MCS0)\_2TX

04/11/2019

5260MHz\_TX



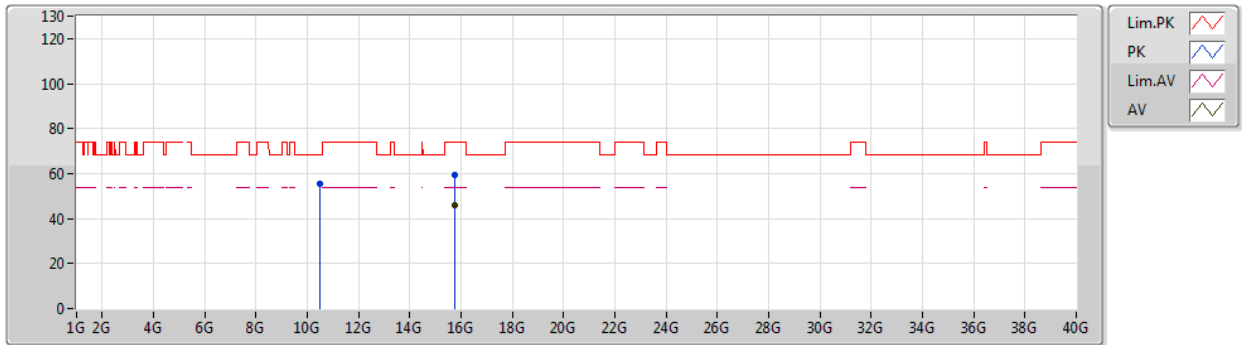
EUT\_Z\_2TX\_ANT 180  
 Setting 200  
 03-E-2-10  
 FSP(100019)

Type	Freq (Hz)	Level (dBuV/m)	Limit (dBuV/m)	Margin (dB)	Factor (dB)	Dist (m)	Condition	Azimuth (°)	Height (m)	Comment	Raw (dBuV)
PK	5.1484G	60.09	74.00	-13.91	5.50	3	Horizontal	97	2.17	-	54.59
AV	5.15G	47.18	54.00	-6.82	5.50	3	Horizontal	97	2.17	-	41.68
PK	5.2684G	120.53	Inf	-Inf	5.75	3	Horizontal	97	2.17	-	114.78
AV	5.257G	108.39	Inf	-Inf	5.72	3	Horizontal	97	2.17	-	102.67
PK	5.3512G	62.62	74.00	-11.38	5.81	3	Horizontal	97	2.17	-	56.81
AV	5.3518G	49.32	54.00	-4.68	5.81	3	Horizontal	97	2.17	-	43.51

802.11ax HEW20-BF\_Nss1,(MCS0)\_2TX

04/11/2019

5260MHz\_TX



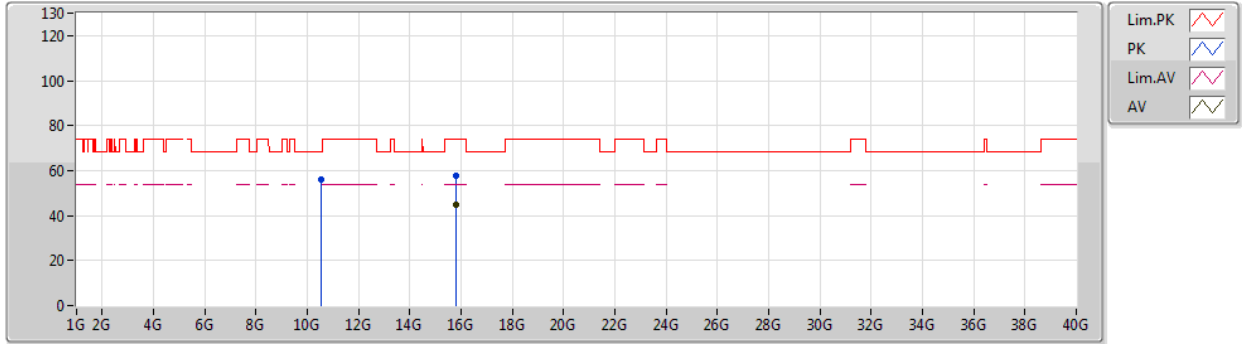
EUT\_Z\_2TX\_ANT 180  
 Setting 200  
 03-E-2  
 FSP(100019)

Type	Freq (Hz)	Level (dBuV/m)	Limit (dBuV/m)	Margin (dB)	Factor (dB)	Dist (m)	Condition	Azimuth (°)	Height (m)	Comment	Raw (dBuV)
PK	10.50758G	55.67	68.20	-12.53	12.32	3	Vertical	128	1.74	-	43.35
PK	15.76602G	59.18	74.00	-14.82	13.58	3	Vertical	54	2.05	-	45.60
AV	15.76914G	45.73	54.00	-8.27	13.57	3	Vertical	54	2.05	-	32.16

802.11ax HEW20-BF\_Nss1,(MCS0)\_2TX

04/11/2019

5260MHz\_TX



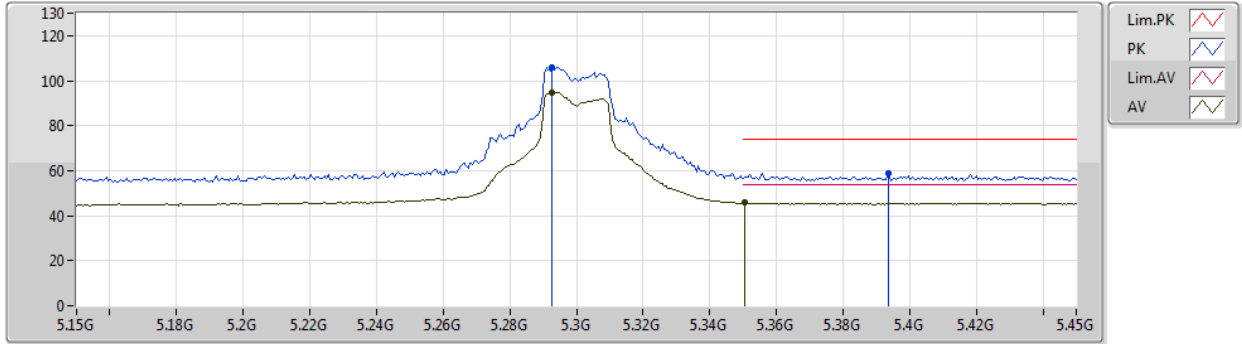
EUT Z\_2TX\_ANT 180  
 Setting 200  
 03-E-2  
 FSP(100019)

Type	Freq (Hz)	Level (dBuV/m)	Limit (dBuV/m)	Margin (dB)	Factor (dB)	Dist (m)	Condition	Azimuth (°)	Height (m)	Comment	Raw (dBuV)
PK	10.51808G	55.98	68.20	-12.22	12.32	3	Horizontal	174	2.32	-	43.66
PK	15.78102G	57.54	74.00	-16.46	13.53	3	Horizontal	272	1.50	-	44.01
AV	15.77922G	44.55	54.00	-9.45	13.53	3	Horizontal	272	1.50	-	31.02

802.11ax HEW20-BF\_Nss1,(MCS0)\_2TX

04/11/2019

5300MHz\_TX



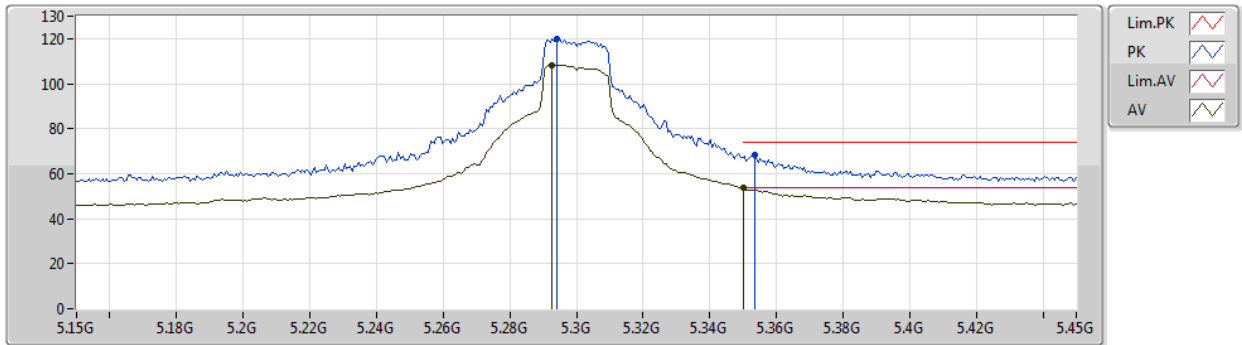
EUT\_Z\_2TX\_ANT 180  
 Setting 168  
 03-E-2-10  
 FSP(100019)

Type	Freq (Hz)	Level (dBuV/m)	Limit (dBuV/m)	Margin (dB)	Factor (dB)	Dist (m)	Condition	Azimuth (°)	Height (m)	Comment	Raw (dBuV)
PK	5.2928G	105.98	Inf	-Inf	5.78	3	Vertical	332	2.99	-	100.20
AV	5.2928G	94.59	Inf	-Inf	5.78	3	Vertical	332	2.99	-	88.81
PK	5.3936G	58.71	74.00	-15.29	5.83	3	Vertical	332	2.99	-	52.88
AV	5.3504G	45.98	54.00	-8.02	5.81	3	Vertical	332	2.99	-	40.17

802.11ax HEW20-BF\_Nss1,(MCS0)\_2TX

04/11/2019

5300MHz\_TX



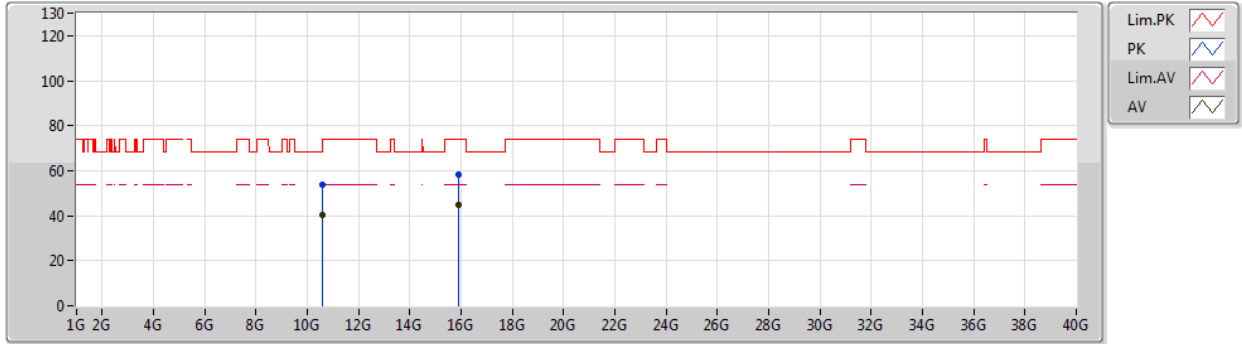
EUT\_Z\_2TX\_ANT 180  
 Setting 168  
 03-E-2-10  
 FSP(100019)

Type	Freq (Hz)	Level (dBuV/m)	Limit (dBuV/m)	Margin (dB)	Factor (dB)	Dist (m)	Condition	Azimuth (°)	Height (m)	Comment	Raw (dBuV)
PK	5.294G	120.00	Inf	-Inf	5.78	3	Horizontal	97	2.62	-	114.22
AV	5.2928G	108.19	Inf	-Inf	5.78	3	Horizontal	97	2.62	-	102.41
PK	5.3534G	68.64	74.00	-5.36	5.81	3	Horizontal	97	2.62	-	62.83
AV	5.35G	53.54	54.00	-0.46	5.81	3	Horizontal	97	2.62	-	47.73

802.11ax HEW20-BF\_Nss1,(MCS0)\_2TX

04/11/2019

5300MHz\_TX



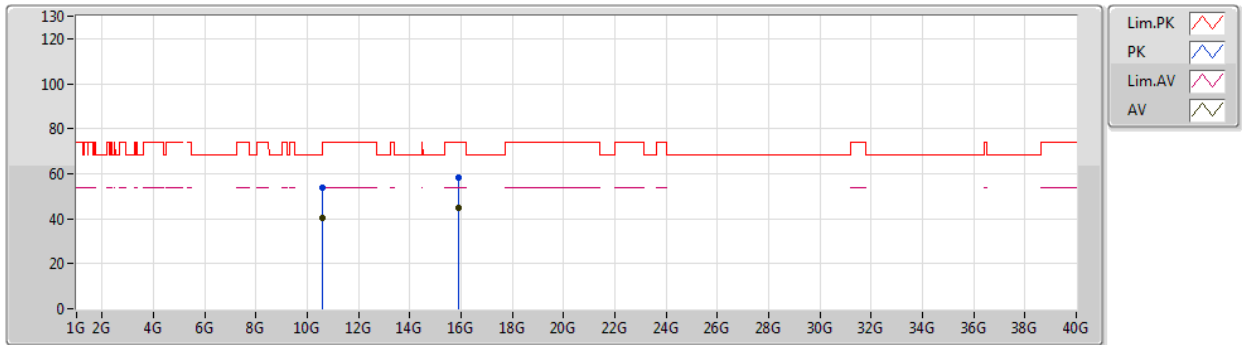
EUT\_Z\_2TX\_ANT 180  
 Setting 168  
 03-E-2  
 FSP(100019)

Type	Freq (Hz)	Level (dBuV/m)	Limit (dBuV/m)	Margin (dB)	Factor (dB)	Dist (m)	Condition	Azimuth (°)	Height (m)	Comment	Raw (dBuV)
PK	10.60616G	53.82	74.00	-20.18	12.40	3	Vertical	4	1.62	-	41.42
AV	10.60602G	40.20	54.00	-13.80	12.40	3	Vertical	4	1.62	-	27.80
PK	15.90144G	58.25	74.00	-15.75	13.10	3	Vertical	324	1.74	-	45.15
AV	15.8937G	44.96	54.00	-9.04	13.13	3	Vertical	324	1.74	-	31.83

802.11ax HEW20-BF\_Nss1,(MCS0)\_2TX

04/11/2019

5300MHz\_TX



EUT\_Z\_2TX\_ANT 180  
 Setting 168  
 03-E-2  
 FSP(100019)

Type	Freq (Hz)	Level (dBuV/m)	Limit (dBuV/m)	Margin (dB)	Factor (dB)	Dist (m)	Condition	Azimuth (°)	Height (m)	Comment	Raw (dBuV)
PK	10.6048G	54.06	74.00	-19.94	12.40	3	Horizontal	273	1.44	-	41.66
AV	10.6009G	40.17	54.00	-13.83	12.40	3	Horizontal	273	1.44	-	27.77
PK	15.88668G	58.11	74.00	-15.89	13.15	3	Horizontal	352	1.62	-	44.96
AV	15.8931G	44.98	54.00	-9.02	13.13	3	Horizontal	352	1.62	-	31.85

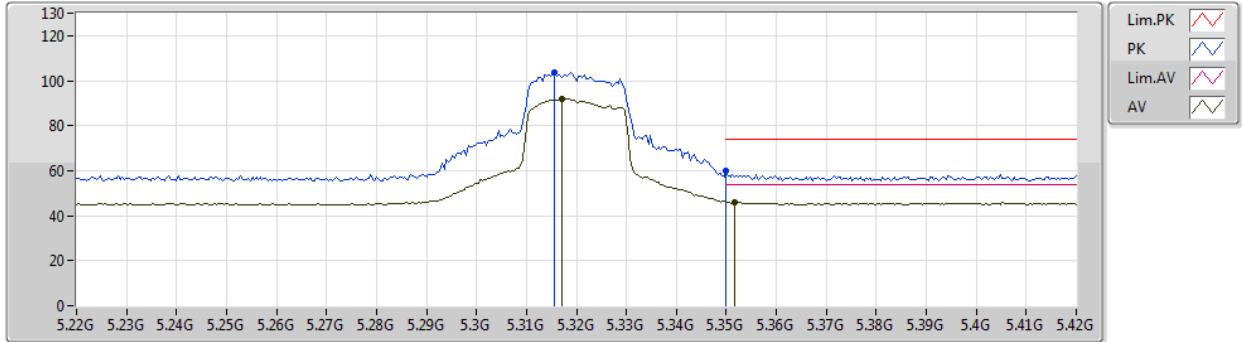




802.11ax HEW20-BF\_Nss1,(MCS0)\_2TX

02/11/2019

5320MHz\_TX



EUT\_Z\_2TX\_ANT 180  
 Setting 79  
 03-E-2-10  
 FSP(100019)

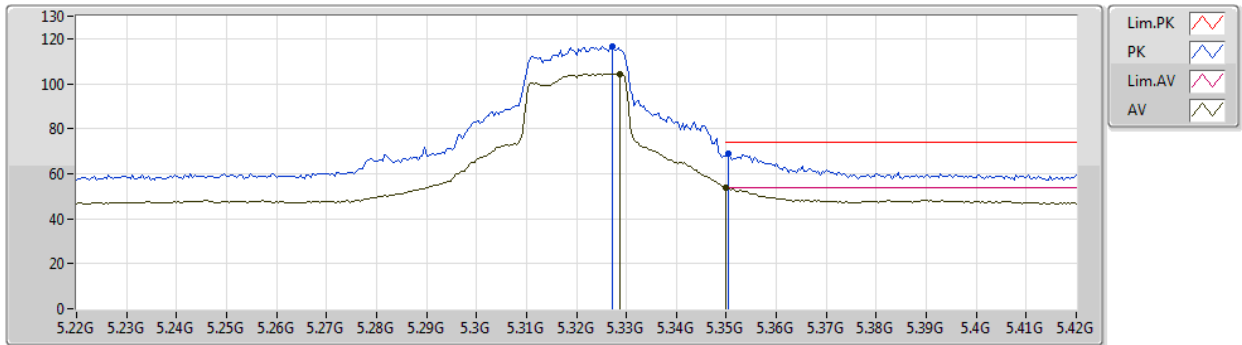
Type	Freq (Hz)	Level (dBuV/m)	Limit (dBuV/m)	Margin (dB)	Factor (dB)	Dist (m)	Condition	Azimuth (°)	Height (m)	Comment	Raw (dBuV)
PK	5.3156G	103.85	Inf	-Inf	5.80	3	Vertical	0	2.99	-	98.05
AV	5.3172G	91.76	Inf	-Inf	5.80	3	Vertical	0	2.99	-	85.96
PK	5.35G	59.76	74.00	-14.24	5.81	3	Vertical	0	2.99	-	53.95
AV	5.3516G	46.14	54.00	-7.86	5.81	3	Vertical	0	2.99	-	40.33



802.11ax HEW20-BF\_Nss1,(MCS0)\_2TX

02/11/2019

5320MHz\_TX



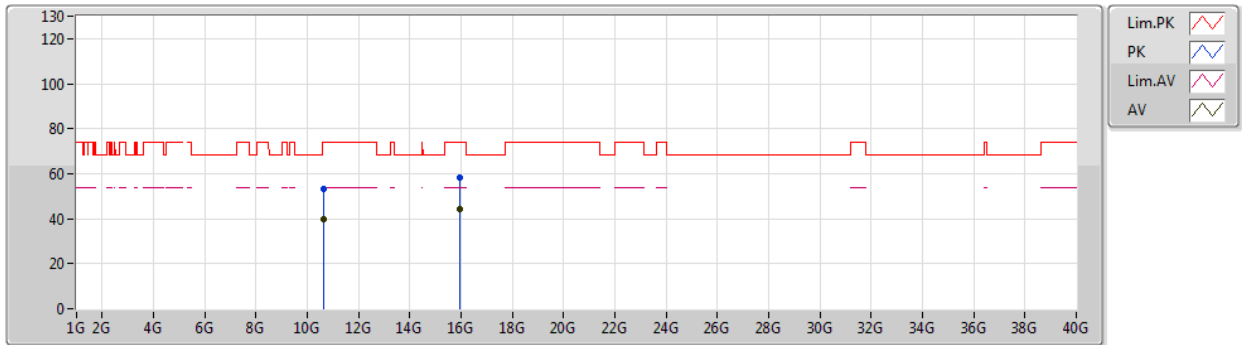
EUT\_Z\_2TX\_ANT 180  
 Setting 79  
 03-E-2-10  
 FSP(100019)

Type	Freq (Hz)	Level (dBuV/m)	Limit (dBuV/m)	Margin (dB)	Factor (dB)	Dist (m)	Condition	Azimuth (°)	Height (m)	Comment	Raw (dBuV)
PK	5.3272G	116.61	Inf	-Inf	5.81	3	Horizontal	93	2.32	-	110.80
AV	5.3288G	104.39	Inf	-Inf	5.81	3	Horizontal	93	2.32	-	98.58
PK	5.3504G	68.71	74.00	-5.29	5.81	3	Horizontal	93	2.32	-	62.90
AV	5.35G	53.90	54.00	-0.10	5.81	3	Horizontal	93	2.32	-	48.09

802.11ax HEW20-BF\_Nss1,(MCS0)\_2TX

02/11/2019

5320MHz\_TX



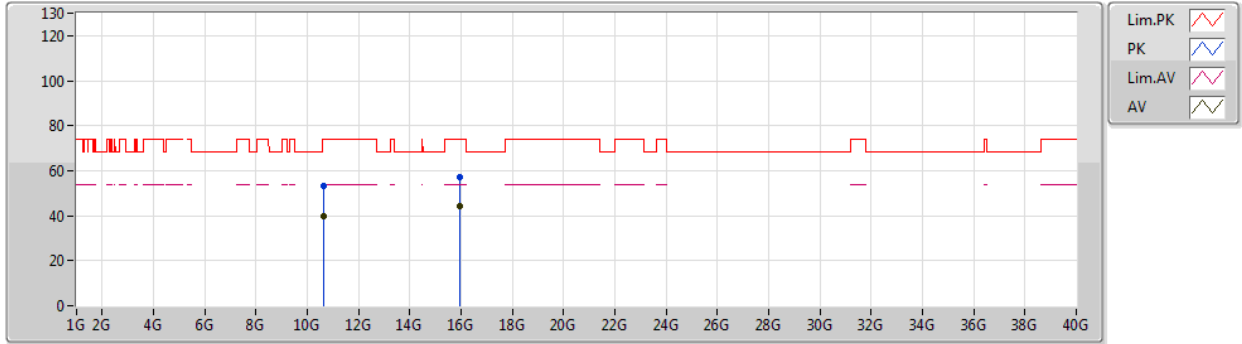
EUT\_Z\_2TX\_ANT 180  
 Setting 79  
 03-E-2  
 FSP(100019)

Type	Freq (Hz)	Level (dBuV/m)	Limit (dBuV/m)	Margin (dB)	Factor (dB)	Dist (m)	Condition	Azimuth (°)	Height (m)	Comment	Raw (dBuV)
PK	10.65302G	53.41	74.00	-20.59	12.44	3	Vertical	227	2.21	-	40.97
AV	10.65326G	40.03	54.00	-13.97	12.44	3	Vertical	227	2.21	-	27.59
PK	15.9687G	58.24	74.00	-15.76	12.85	3	Vertical	184	2.99	-	45.39
AV	15.95712G	44.09	54.00	-9.91	12.89	3	Vertical	184	2.99	-	31.20

802.11ax HEW20-BF\_Nss1,(MCS0)\_2TX

02/11/2019

5320MHz\_TX



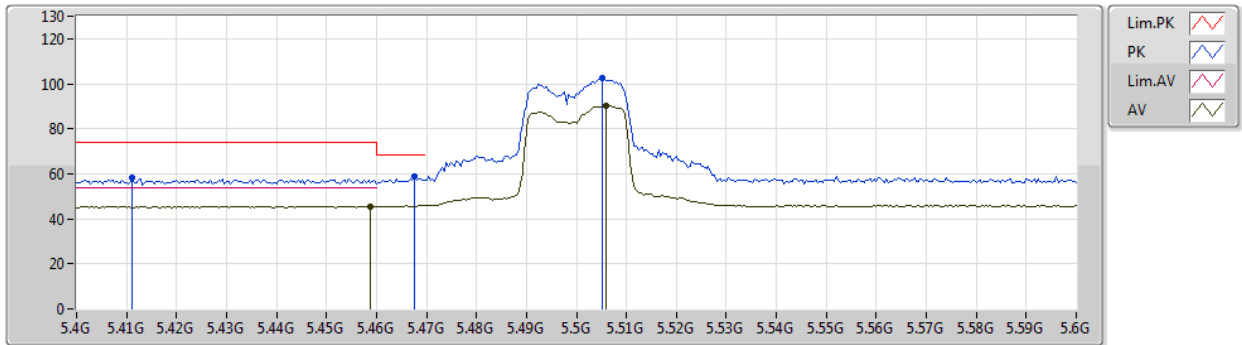
EUT\_Z\_2TX\_ANT 180  
 Setting 79  
 03-E-2  
 FSP(100019)

Type	Freq (Hz)	Level (dBuV/m)	Limit (dBuV/m)	Margin (dB)	Factor (dB)	Dist (m)	Condition	Azimuth (°)	Height (m)	Comment	Raw (dBuV)
PK	10.65134G	53.51	74.00	-20.49	12.44	3	Horizontal	196	1.96	-	41.07
AV	10.64534G	40.03	54.00	-13.97	12.44	3	Horizontal	196	1.96	-	27.59
PK	15.97068G	57.16	74.00	-16.84	12.85	3	Horizontal	360	1.13	-	44.31
AV	15.97248G	44.05	54.00	-9.95	12.84	3	Horizontal	360	1.13	-	31.21

802.11ax HEW20-BF\_Nss1,(MCS0)\_2TX

02/11/2019

5500MHz\_TX



EUT\_Z\_2TX\_ANT 180  
 Setting 50  
 03-E-2-10  
 FSP(100019)

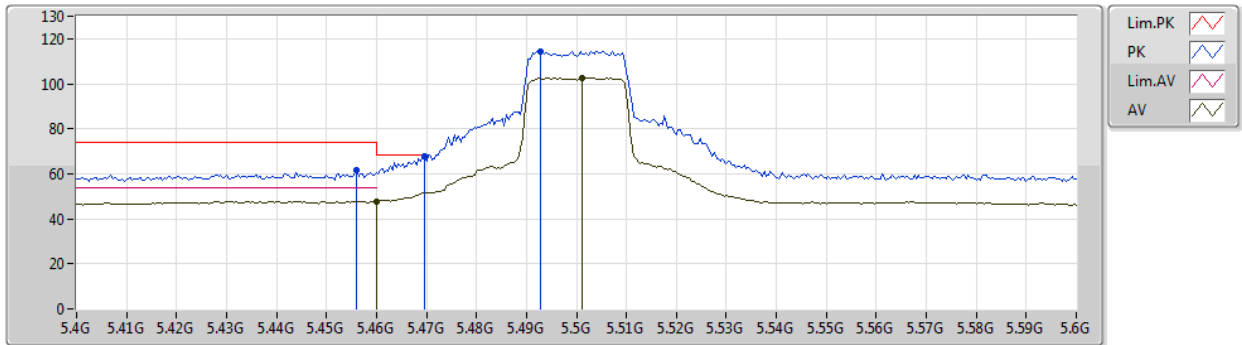
Type	Freq (Hz)	Level (dBuV/m)	Limit (dBuV/m)	Margin (dB)	Factor (dB)	Dist (m)	Condition	Azimuth (°)	Height (m)	Comment	Raw (dBuV)
PK	5.4112G	58.32	74.00	-15.68	5.87	3	Vertical	193	2.28	-	52.45
PK	5.4676G	58.58	68.20	-9.62	6.03	3	Vertical	193	2.28	-	52.55
AV	5.4588G	45.50	54.00	-8.50	6.01	3	Vertical	193	2.28	-	39.49
PK	5.5052G	102.45	Inf	-Inf	6.12	3	Vertical	193	2.28	-	96.33
AV	5.506G	90.22	Inf	-Inf	6.12	3	Vertical	193	2.28	-	84.10



802.11ax HEW20-BF\_Nss1,(MCS0)\_2TX

02/11/2019

5500MHz\_TX



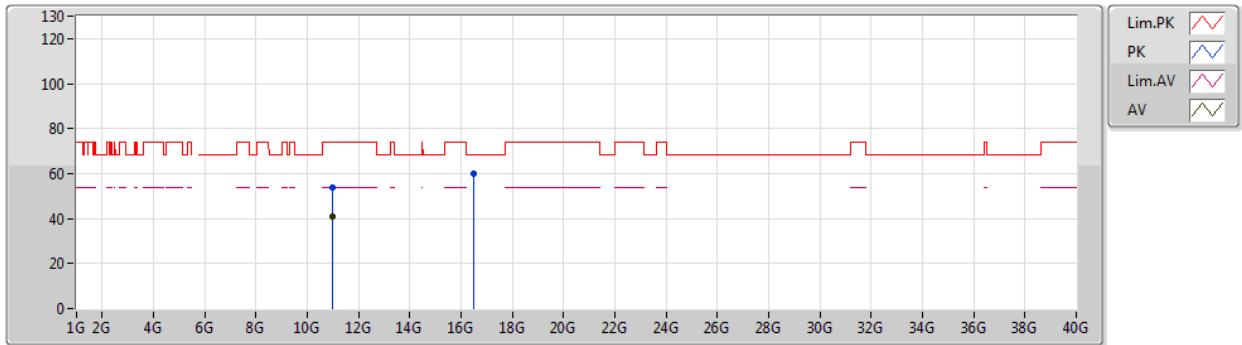
EUT\_Z\_2TX\_ANT 180  
 Setting 50  
 03-E-2-10  
 FSP(100019)

Type	Freq (Hz)	Level (dBuV/m)	Limit (dBuV/m)	Margin (dB)	Factor (dB)	Dist (m)	Condition	Azimuth (°)	Height (m)	Comment	Raw (dBuV)
PK	5.456G	61.68	74.00	-12.32	6.00	3	Horizontal	94	2.22	-	55.68
AV	5.46G	47.90	54.00	-6.10	6.01	3	Horizontal	94	2.22	-	41.89
PK	5.4696G	67.84	68.20	-0.36	6.04	3	Horizontal	94	2.22	-	61.80
PK	5.4928G	114.28	Inf	-Inf	6.10	3	Horizontal	94	2.22	-	108.18
AV	5.5012G	102.54	Inf	-Inf	6.12	3	Horizontal	94	2.22	-	96.42

802.11ax HEW20-BF\_Nss1,(MCS0)\_2TX

02/11/2019

5500MHz\_TX



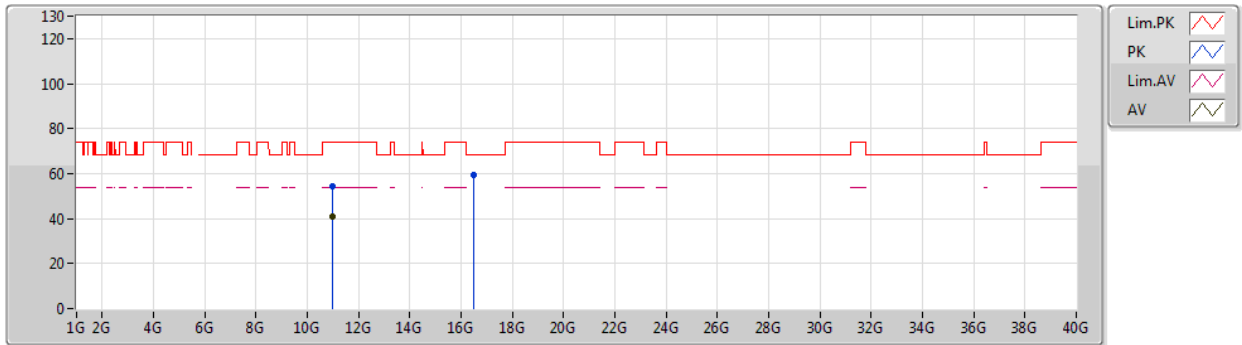
EUT Z\_2TX\_ANT 180  
 Setting 50  
 03-E-2  
 FSP(100019)

Type	Freq (Hz)	Level (dBuV/m)	Limit (dBuV/m)	Margin (dB)	Factor (dB)	Dist (m)	Condition	Azimuth (°)	Height (m)	Comment	Raw (dBuV)
PK	11.0045G	53.63	74.00	-20.37	12.74	3	Vertical	33	1.00	-	40.89
AV	10.991G	41.05	54.00	-12.95	12.73	3	Vertical	33	1.00	-	28.32
PK	16.50546G	60.16	68.20	-8.04	14.45	3	Vertical	42	1.18	-	45.71

802.11ax HEW20-BF\_Nss1,(MCS0)\_2TX

02/11/2019

5500MHz\_TX



EUT Z\_2TX\_ANT 180  
 Setting 50  
 03-E-2  
 FSP(100019)

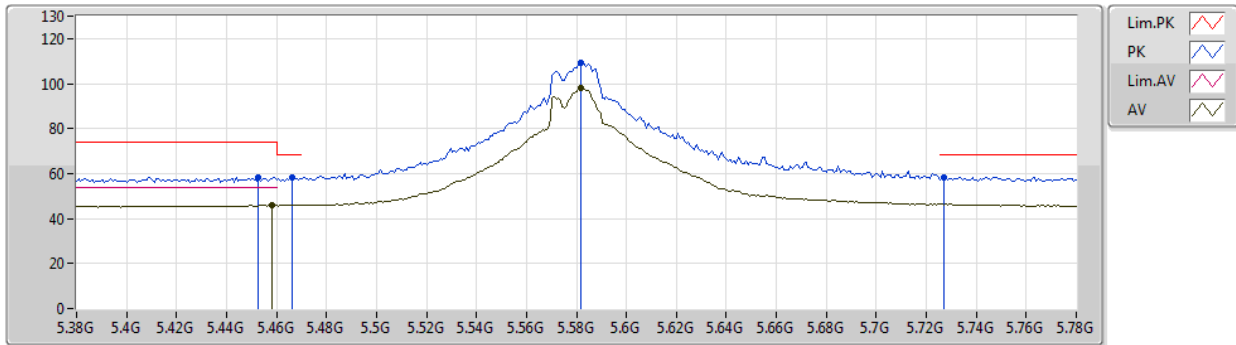
Type	Freq (Hz)	Level (dBuV/m)	Limit (dBuV/m)	Margin (dB)	Factor (dB)	Dist (m)	Condition	Azimuth (°)	Height (m)	Comment	Raw (dBuV)
PK	11.00174G	54.12	74.00	-19.88	12.74	3	Horizontal	344	1.67	-	41.38
AV	10.99988G	40.77	54.00	-13.23	12.74	3	Horizontal	344	1.67	-	28.03
PK	16.51374G	59.40	68.20	-8.80	14.48	3	Horizontal	14	1.48	-	44.92



802.11ax HEW20-BF\_Nss1,(MCS0)\_2TX

02/11/2019

5580MHz\_TX



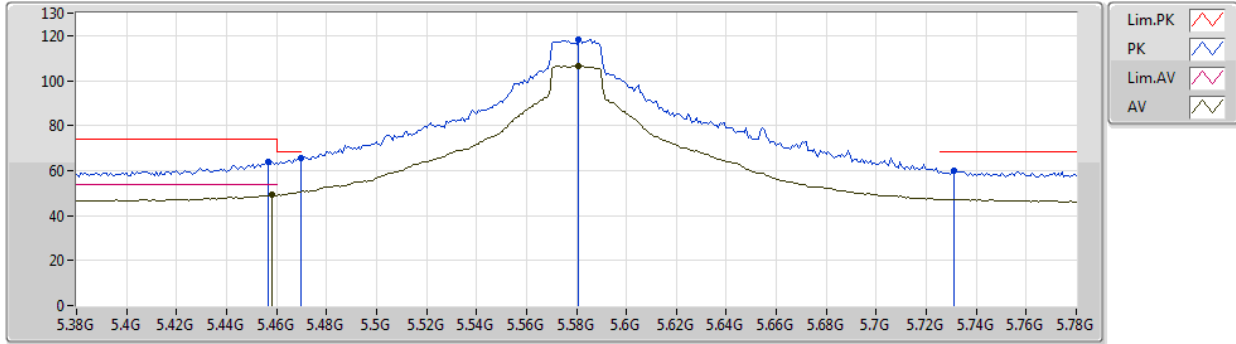
EUT\_Z\_2TX\_ANT 180  
 Setting 188  
 03-B-4-10  
 FSP(100019)

Type	Freq (Hz)	Level (dBuV/m)	Limit (dBuV/m)	Margin (dB)	Factor (dB)	Dist (m)	Condition	Azimuth (°)	Height (m)	Comment	Raw (dBuV)
PK	5.4528G	58.29	74.00	-15.71	5.99	3	Vertical	179	2.83	-	52.30
AV	5.4584G	45.99	54.00	-8.01	6.01	3	Vertical	179	2.83	-	39.98
PK	5.4664G	58.46	68.20	-9.74	6.03	3	Vertical	179	2.83	-	52.43
PK	5.5816G	109.13	Inf	-Inf	6.16	3	Vertical	179	2.83	-	102.97
AV	5.5816G	97.82	Inf	-Inf	6.16	3	Vertical	179	2.83	-	91.66
PK	5.7272G	58.55	68.20	-9.65	5.88	3	Vertical	179	2.83	-	52.67

802.11ax HEW20-BF\_Nss1,(MCS0)\_2TX

02/11/2019

5580MHz\_TX



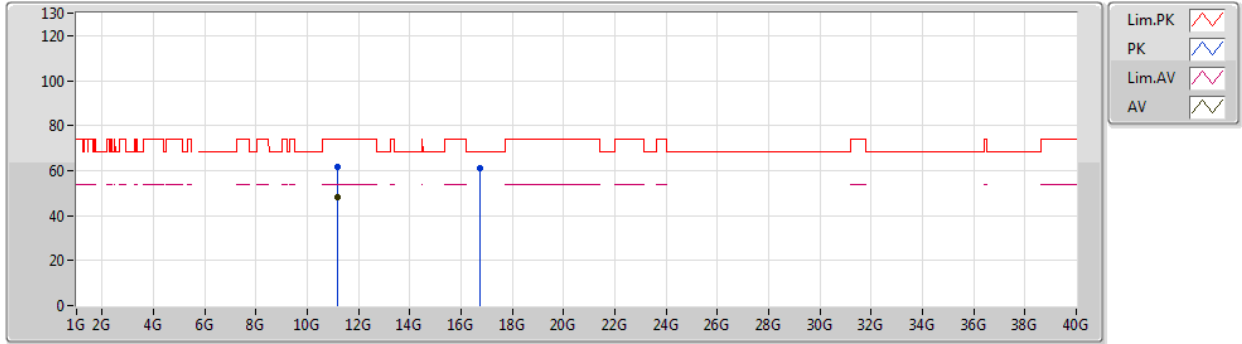
EUT\_Z\_2TX\_ANT 180  
 Setting 188  
 03-B-4-10  
 FSP(100019)

Type	Freq (Hz)	Level (dBuV/m)	Limit (dBuV/m)	Margin (dB)	Factor (dB)	Dist (m)	Condition	Azimuth (°)	Height (m)	Comment	Raw (dBuV)
PK	5.4568G	63.84	74.00	-10.16	6.00	3	Horizontal	264	2.32	-	57.84
AV	5.4584G	49.13	54.00	-4.87	6.01	3	Horizontal	264	2.32	-	43.12
PK	5.4696G	65.76	68.20	-2.44	6.04	3	Horizontal	264	2.32	-	59.72
PK	5.5808G	118.23	Inf	-Inf	6.16	3	Horizontal	264	2.32	-	112.07
AV	5.5808G	106.33	Inf	-Inf	6.16	3	Horizontal	264	2.32	-	100.17
PK	5.7312G	60.19	68.20	-8.01	5.88	3	Horizontal	264	2.32	-	54.31

802.11ax HEW20-BF\_Nss1,(MCS0)\_2TX

02/11/2019

5580MHz\_TX



EUT\_Z\_2TX\_ANT 180  
 Setting 188  
 03-B-4  
 FSP(100019)

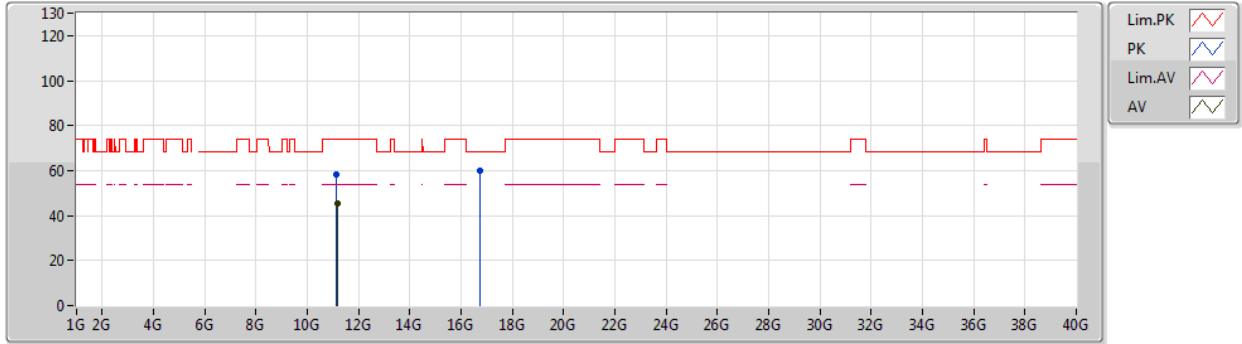
Type	Freq (Hz)	Level (dBuV/m)	Limit (dBuV/m)	Margin (dB)	Factor (dB)	Dist (m)	Condition	Azimuth (°)	Height (m)	Comment	Raw (dBuV)
PK	11.15928G	61.76	74.00	-12.24	12.82	3	Vertical	11	2.37	-	48.94
AV	11.15904G	48.41	54.00	-5.59	12.82	3	Vertical	11	2.37	-	35.59
PK	16.7448G	60.94	68.20	-7.26	15.26	3	Vertical	331	1.39	-	45.68



802.11ax HEW20-BF\_Nss1,(MCS0)\_2TX

02/11/2019

5580MHz\_TX



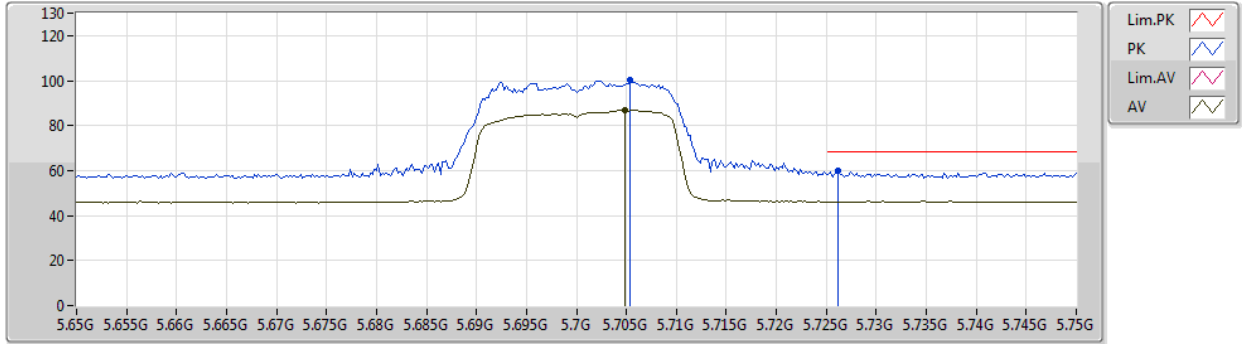
EUT Z\_2TX\_ANT 180  
 Setting 188  
 03-B-4  
 FSP(100019)

Type	Freq (Hz)	Level (dBuV/m)	Limit (dBuV/m)	Margin (dB)	Factor (dB)	Dist (m)	Condition	Azimuth (°)	Height (m)	Comment	Raw (dBuV)
PK	11.1552G	58.47	74.00	-15.53	12.83	3	Horizontal	140	1.64	-	45.64
AV	11.15624G	45.20	54.00	-8.80	12.83	3	Horizontal	140	1.64	-	32.37
PK	16.7402G	59.94	68.20	-8.26	15.25	3	Horizontal	45	2.13	-	44.69

802.11ax HEW20-BF\_Nss1,(MCS0)\_2TX

02/11/2019

5700MHz\_TX



EUT\_Z\_2TX\_ANT 180  
 Setting 30  
 03-B-4-10  
 FSP(100019)

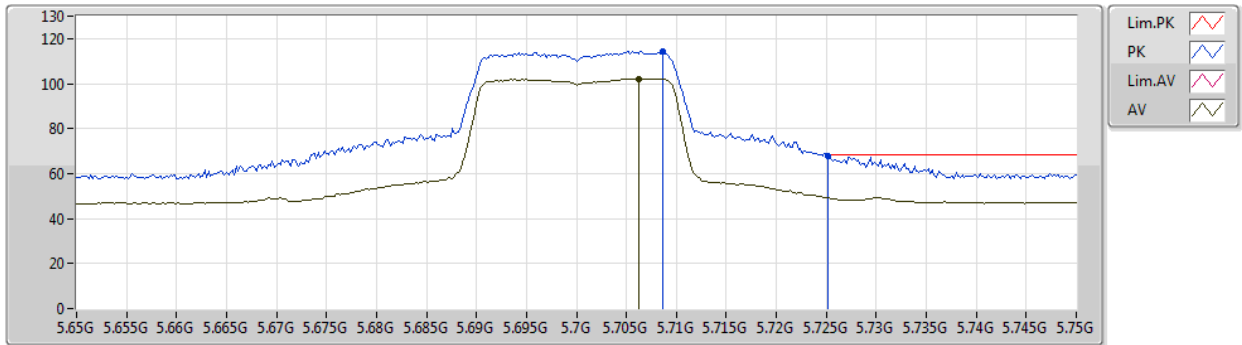
Type	Freq (Hz)	Level (dBuV/m)	Limit (dBuV/m)	Margin (dB)	Factor (dB)	Dist (m)	Condition	Azimuth (°)	Height (m)	Comment	Raw (dBuV)
PK	5.7054G	100.13	Inf	-Inf	5.92	3	Vertical	166	2.98	-	94.21
AV	5.7048G	86.91	Inf	-Inf	5.92	3	Vertical	166	2.98	-	80.99
PK	5.7262G	60.00	68.20	-8.20	5.89	3	Vertical	166	2.98	-	54.11



802.11ax HEW20-BF\_Nss1,(MCS0)\_2TX

02/11/2019

5700MHz\_TX



EUT\_Z\_2TX\_ANT 180  
 Setting 30  
 03-B-4-10  
 FSP(100019)

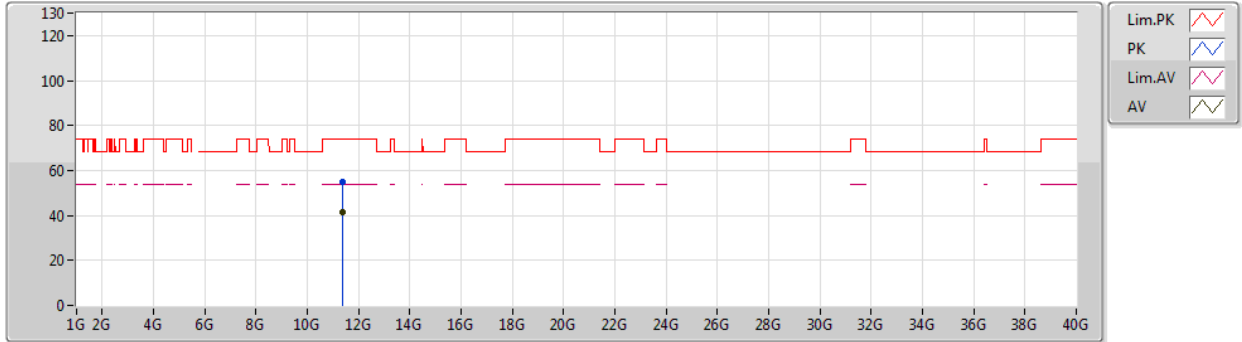
Type	Freq (Hz)	Level (dBuV/m)	Limit (dBuV/m)	Margin (dB)	Factor (dB)	Dist (m)	Condition	Azimuth (°)	Height (m)	Comment	Raw (dBuV)
PK	5.7086G	114.22	Inf	-Inf	5.92	3	Horizontal	80	2.20	-	108.30
AV	5.7062G	102.20	Inf	-Inf	5.92	3	Horizontal	80	2.20	-	96.28
PK	5.7252G	68.06	68.20	-0.14	5.89	3	Horizontal	80	2.20	-	62.17



802.11ax HEW20-BF\_Nss1,(MCS0)\_2TX

02/11/2019

5700MHz\_TX



EUT\_Z\_2TX\_ANT 180  
 Setting 30  
 03-B-4  
 FSP(100019)

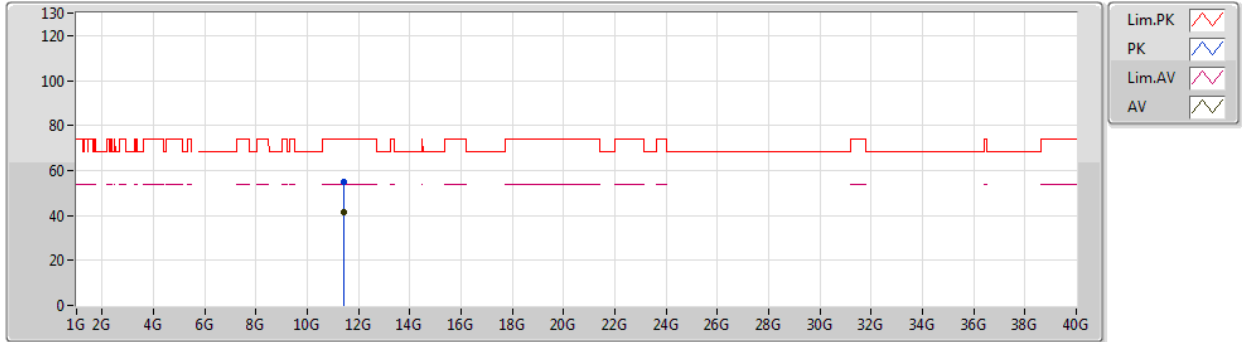
Type	Freq (Hz)	Level (dBuV/m)	Limit (dBuV/m)	Margin (dB)	Factor (dB)	Dist (m)	Condition	Azimuth (°)	Height (m)	Comment	Raw (dBuV)
PK	11.39736G	54.98	74.00	-19.02	12.96	3	Vertical	219	2.10	-	42.02
AV	11.39736G	41.69	54.00	-12.31	12.96	3	Vertical	219	2.10	-	28.73



802.11ax HEW20-BF\_Nss1,(MCS0)\_2TX

02/11/2019

5700MHz\_TX



EUT Z\_2TX\_ANT 180  
 Setting 30  
 03-B-4  
 FSP(100019)

Type	Freq (Hz)	Level (dBuV/m)	Limit (dBuV/m)	Margin (dB)	Factor (dB)	Dist (m)	Condition	Azimuth (°)	Height (m)	Comment	Raw (dBuV)
PK	11.40692G	55.18	74.00	-18.82	12.95	3	Horizontal	78	1.53	-	42.23
AV	11.40688G	41.58	54.00	-12.42	12.95	3	Horizontal	78	1.53	-	28.63

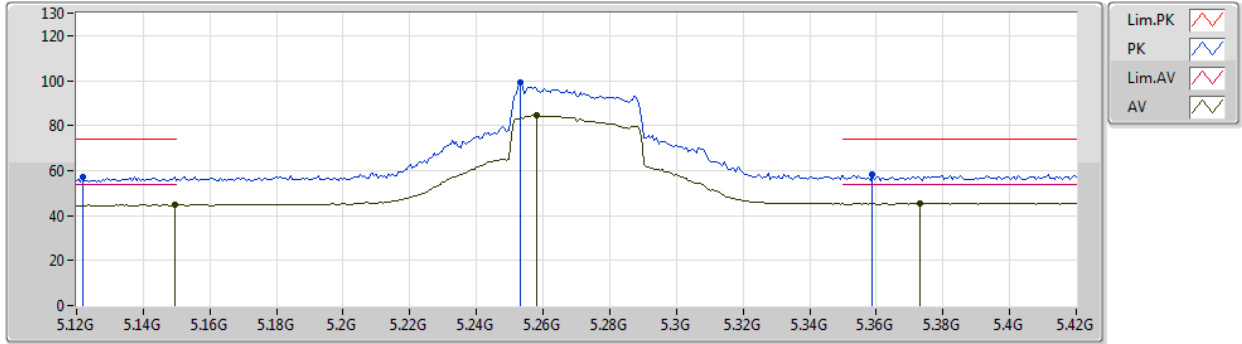




802.11ax HEW40-BF\_Nss1,(MCS0)\_2TX

02/11/2019

5270MHz\_TX



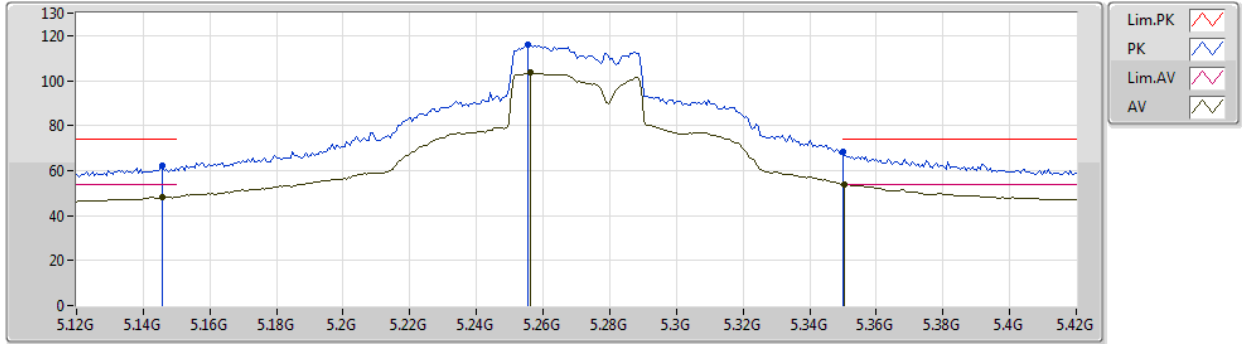
EUT\_Z\_2TX\_ANT 180  
 Setting 133  
 03-B-4-10  
 FSP(100019)

Type	Freq (Hz)	Level (dBuV/m)	Limit (dBuV/m)	Margin (dB)	Factor (dB)	Dist (m)	Condition	Azimuth (°)	Height (m)	Comment	Raw (dBuV)
PK	5.1218G	57.28	74.00	-16.72	5.42	3	Vertical	100	2.53	-	51.86
AV	5.1494G	44.83	54.00	-9.17	5.50	3	Vertical	100	2.53	-	39.33
PK	5.2532G	99.18	Inf	-Inf	5.72	3	Vertical	100	2.53	-	93.46
AV	5.258G	84.73	Inf	-Inf	5.73	3	Vertical	100	2.53	-	79.00
PK	5.3588G	58.32	74.00	-15.68	5.82	3	Vertical	100	2.53	-	52.50
AV	5.3732G	45.64	54.00	-8.36	5.82	3	Vertical	100	2.53	-	39.82

802.11ax HEW40-BF\_Nss1,(MCS0)\_2TX

02/11/2019

5270MHz\_TX



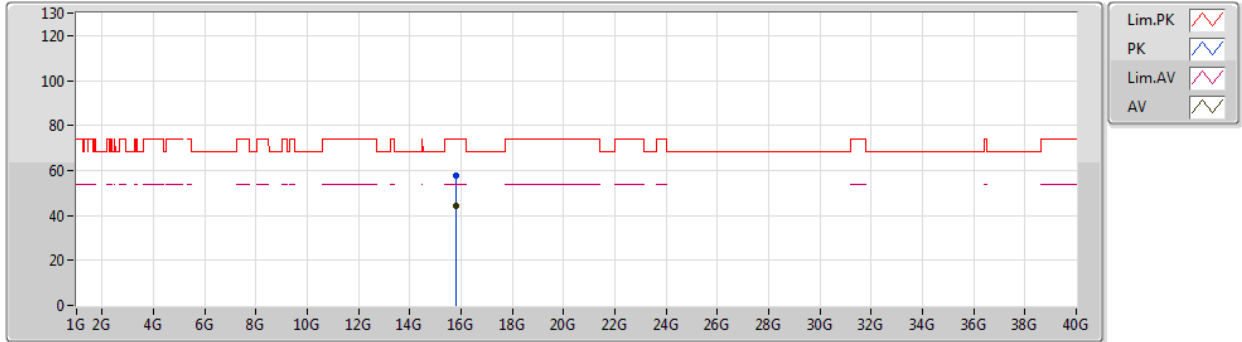
EUT\_Z\_2TX\_ANT 180  
 Setting 133  
 03-B-4-10  
 FSP(100019)

Type	Freq (Hz)	Level (dBuV/m)	Limit (dBuV/m)	Margin (dB)	Factor (dB)	Dist (m)	Condition	Azimuth (°)	Height (m)	Comment	Raw (dBuV)
PK	5.1458G	61.99	74.00	-12.01	5.50	3	Horizontal	92	2.30	-	56.49
AV	5.1458G	48.26	54.00	-5.74	5.50	3	Horizontal	92	2.30	-	42.76
PK	5.2556G	115.81	Inf	-Inf	5.72	3	Horizontal	92	2.30	-	110.09
AV	5.2562G	103.42	Inf	-Inf	5.72	3	Horizontal	92	2.30	-	97.70
PK	5.35G	68.55	74.00	-5.45	5.81	3	Horizontal	92	2.30	-	62.74
AV	5.3504G	53.80	54.00	-0.20	5.81	3	Horizontal	92	2.30	-	47.99

802.11ax HEW40-BF\_Nss1,(MCS0)\_2TX

02/11/2019

5270MHz\_TX



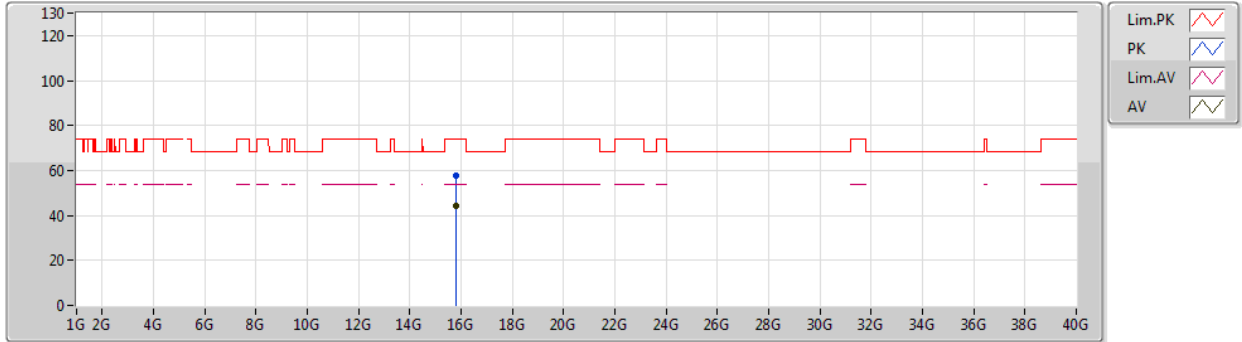
EUT\_Z\_2TX\_ANT 180  
 Setting 133  
 03-B-4  
 FSP(100019)

Type	Freq (Hz)	Level (dBuV/m)	Limit (dBuV/m)	Margin (dB)	Factor (dB)	Dist (m)	Condition	Azimuth (°)	Height (m)	Comment	Raw (dBuV)
PK	15.81592G	57.53	74.00	-16.47	13.40	3	Vertical	278	1.12	-	44.13
AV	15.81596G	44.47	54.00	-9.53	13.39	3	Vertical	278	1.12	-	31.08

802.11ax HEW40-BF\_Nss1,(MCS0)\_2TX

02/11/2019

5270MHz\_TX



EUT Z\_2TX\_ANT 180  
 Setting 133  
 03-B-4  
 FSP(100019)

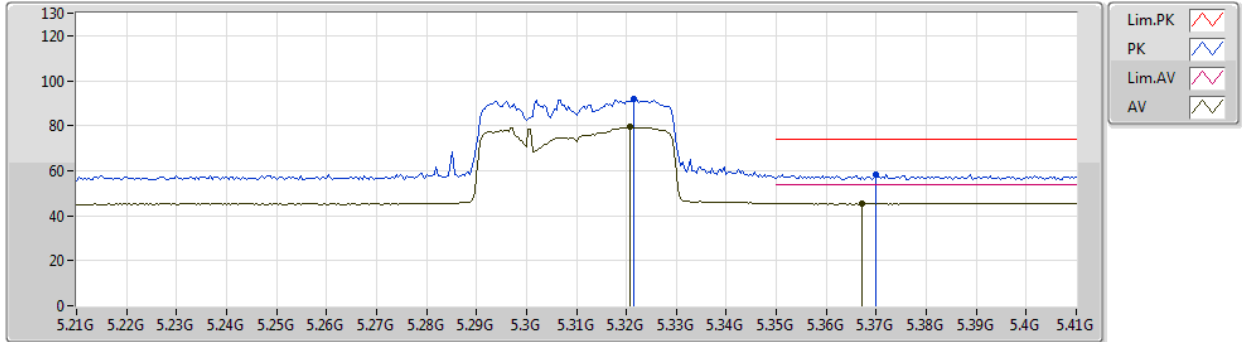
Type	Freq (Hz)	Level (dBuV/m)	Limit (dBuV/m)	Margin (dB)	Factor (dB)	Dist (m)	Condition	Azimuth (°)	Height (m)	Comment	Raw (dBuV)
PK	15.81208G	57.70	74.00	-16.30	13.42	3	Horizontal	25	1.38	-	44.28
AV	15.81203G	44.22	54.00	-9.78	13.42	3	Horizontal	25	1.38	-	30.80



802.11ax HEW40-BF\_Nss1,(MCS0)\_2TX

02/11/2019

5310MHz\_TX



EUT\_Z\_2TX\_ANT 180  
 Setting 42  
 03-B-4-10  
 FSP(100019)

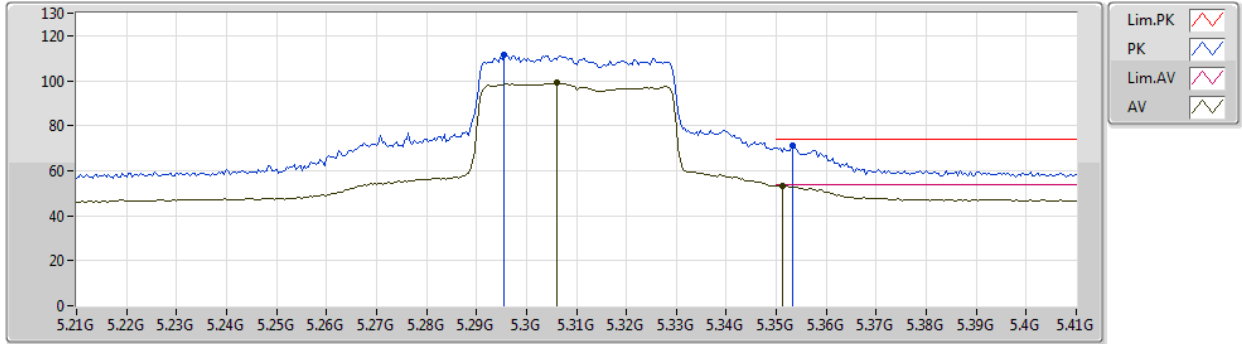
Type	Freq (Hz)	Level (dBuV/m)	Limit (dBuV/m)	Margin (dB)	Factor (dB)	Dist (m)	Condition	Azimuth (°)	Height (m)	Comment	Raw (dBuV)
PK	5.3216G	91.82	Inf	-Inf	5.80	3	Vertical	267	2.96	-	86.02
AV	5.3208G	79.41	Inf	-Inf	5.80	3	Vertical	267	2.96	-	73.61
PK	5.37G	58.43	74.00	-15.57	5.82	3	Vertical	267	2.96	-	52.61
AV	5.3672G	45.59	54.00	-8.41	5.82	3	Vertical	267	2.96	-	39.77



802.11ax HEW40-BF\_Nss1,(MCS0)\_2TX

02/11/2019

5310MHz\_TX



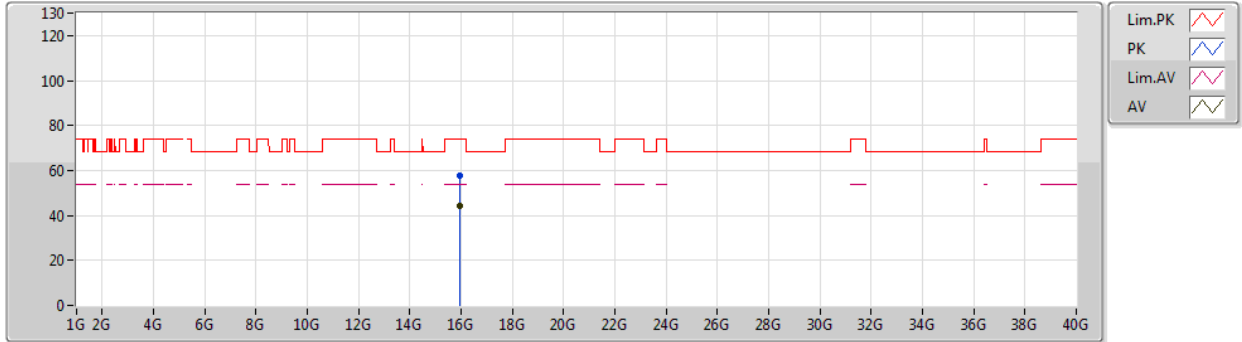
EUT\_Z\_2TX\_ANT 180  
 Setting 42  
 03-B-4-10  
 FSP(100019)

Type	Freq (Hz)	Level (dBuV/m)	Limit (dBuV/m)	Margin (dB)	Factor (dB)	Dist (m)	Condition	Azimuth (°)	Height (m)	Comment	Raw (dBuV)
PK	5.2956G	111.43	Inf	-Inf	5.78	3	Horizontal	90	2.53	-	105.65
AV	5.306G	98.94	Inf	-Inf	5.80	3	Horizontal	90	2.53	-	93.14
PK	5.3532G	71.36	74.00	-2.64	5.81	3	Horizontal	90	2.53	-	65.55
AV	5.3512G	53.08	54.00	-0.92	5.81	3	Horizontal	90	2.53	-	47.27

802.11ax HEW40-BF\_Nss1,(MCS0)\_2TX

02/11/2019

5310MHz\_TX



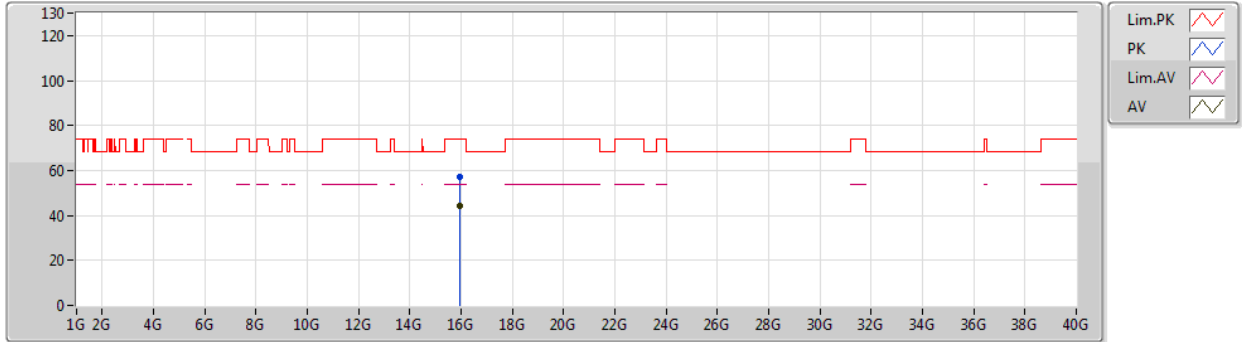
EUT\_Z\_2TX\_ANT 180  
 Setting 42  
 03-B-4  
 FSP(100019)

Type	Freq (Hz)	Level (dBuV/m)	Limit (dBuV/m)	Margin (dB)	Factor (dB)	Dist (m)	Condition	Azimuth (°)	Height (m)	Comment	Raw (dBuV)
PK	15.93108G	57.69	74.00	-16.31	12.99	3	Vertical	294	1.65	-	44.70
AV	15.93102G	44.11	54.00	-9.89	12.99	3	Vertical	294	1.65	-	31.12

802.11ax HEW40-BF\_Nss1,(MCS0)\_2TX

02/11/2019

5310MHz\_TX



EUT\_Z\_2TX\_ANT 180  
 Setting 42  
 03-B-4  
 FSP(100019)

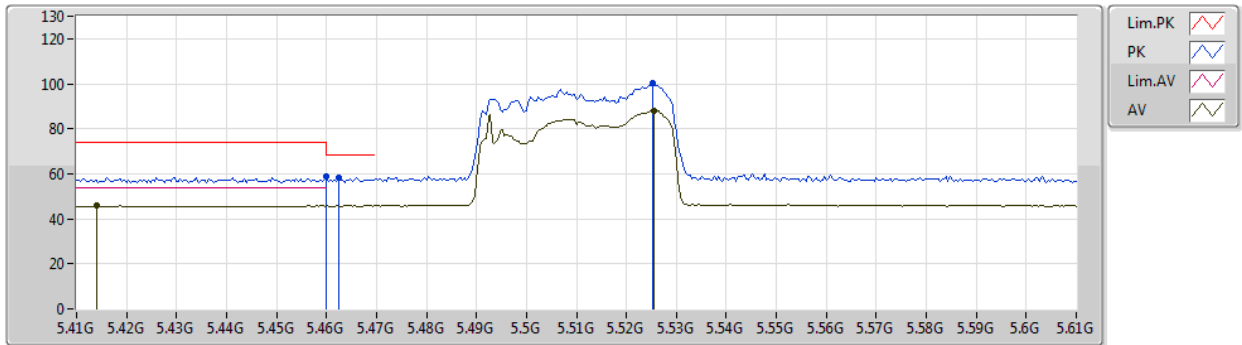
Type	Freq (Hz)	Level (dBuV/m)	Limit (dBuV/m)	Margin (dB)	Factor (dB)	Dist (m)	Condition	Azimuth (°)	Height (m)	Comment	Raw (dBuV)
PK	15.93776G	57.37	74.00	-16.63	12.97	3	Horizontal	334	1.52	-	44.40
AV	15.9374G	43.99	54.00	-10.01	12.97	3	Horizontal	334	1.52	-	31.02



802.11ax HEW40-BF\_Nss1,(MCS0)\_2TX

02/11/2019

5510MHz\_TX



EUT\_Z\_2TX\_ANT 180  
 Setting 28  
 03-B-4-10  
 FSP(100019)

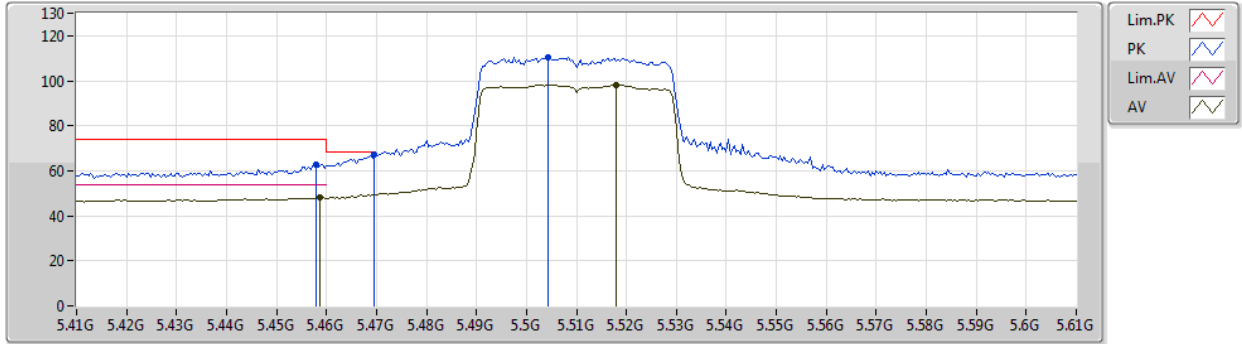
Type	Freq (Hz)	Level (dBuV/m)	Limit (dBuV/m)	Margin (dB)	Factor (dB)	Dist (m)	Condition	Azimuth (°)	Height (m)	Comment	Raw (dBuV)
PK	5.46G	59.06	74.00	-14.94	6.01	3	Vertical	189	2.75	-	53.05
AV	5.414G	45.86	54.00	-8.14	5.88	3	Vertical	189	2.75	-	39.98
PK	5.4624G	58.45	68.20	-9.75	6.01	3	Vertical	189	2.75	-	52.44
PK	5.5252G	100.13	Inf	-Inf	6.13	3	Vertical	189	2.75	-	94.00
AV	5.5256G	88.22	Inf	-Inf	6.13	3	Vertical	189	2.75	-	82.09



802.11ax HEW40-BF\_Nss1,(MCS0)\_2TX

02/11/2019

5510MHz\_TX



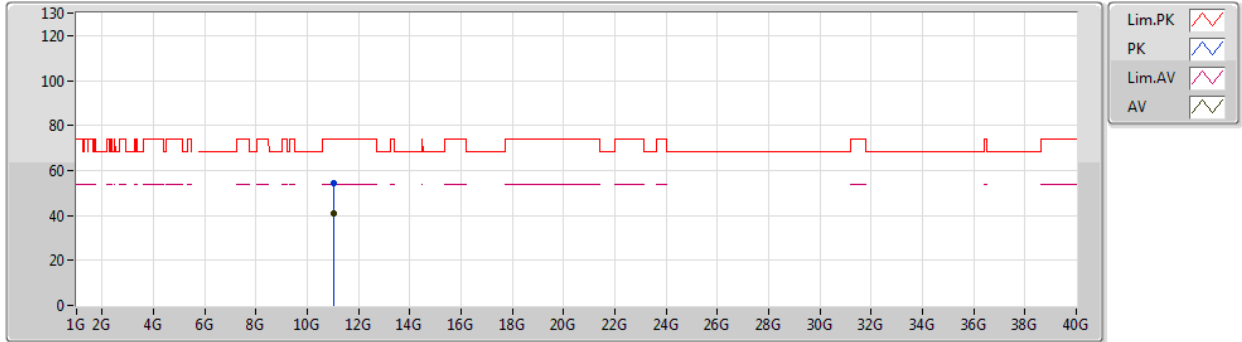
EUT\_Z\_2TX\_ANT 180  
 Setting 28  
 03-B-4-10  
 FSP(100019)

Type	Freq (Hz)	Level (dBuV/m)	Limit (dBuV/m)	Margin (dB)	Factor (dB)	Dist (m)	Condition	Azimuth (°)	Height (m)	Comment	Raw (dBuV)
PK	5.458G	63.01	74.00	-10.99	6.00	3	Horizontal	89	2.24	-	57.01
AV	5.4588G	48.42	54.00	-5.58	6.01	3	Horizontal	89	2.24	-	42.41
PK	5.4696G	67.39	68.20	-0.81	6.04	3	Horizontal	89	2.24	-	61.35
PK	5.5044G	110.43	Inf	-Inf	6.13	3	Horizontal	89	2.24	-	104.30
AV	5.518G	98.15	Inf	-Inf	6.13	3	Horizontal	89	2.24	-	92.02

802.11ax HEW40-BF\_Nss1,(MCS0)\_2TX

02/11/2019

5510MHz\_TX



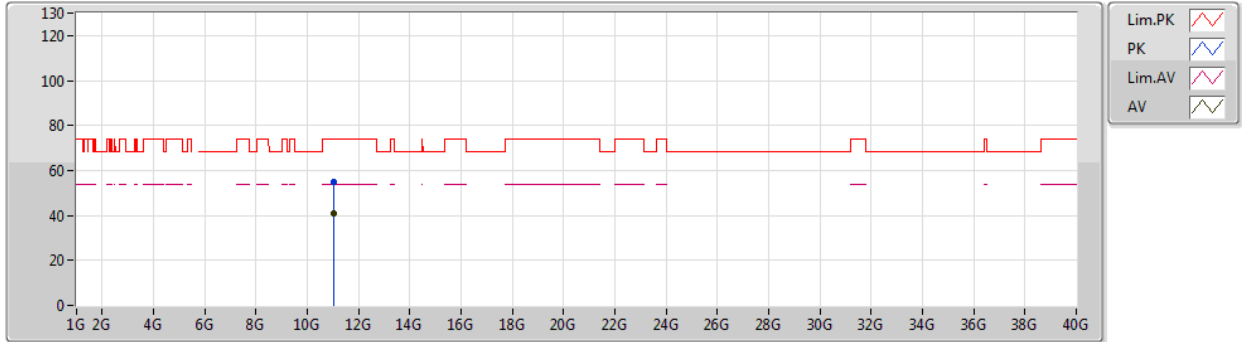
EUT\_Z\_2TX\_ANT 180  
 Setting 28  
 03-B-4  
 FSP(100019)

Type	Freq (Hz)	Level (dBuV/m)	Limit (dBuV/m)	Margin (dB)	Factor (dB)	Dist (m)	Condition	Azimuth (°)	Height (m)	Comment	Raw (dBuV)
PK	11.02116G	54.40	74.00	-19.60	12.75	3	Vertical	57	1.46	-	41.65
AV	11.02116G	40.93	54.00	-13.07	12.75	3	Vertical	57	1.46	-	28.18

802.11ax HEW40-BF\_Nss1,(MCS0)\_2TX

02/11/2019

5510MHz\_TX



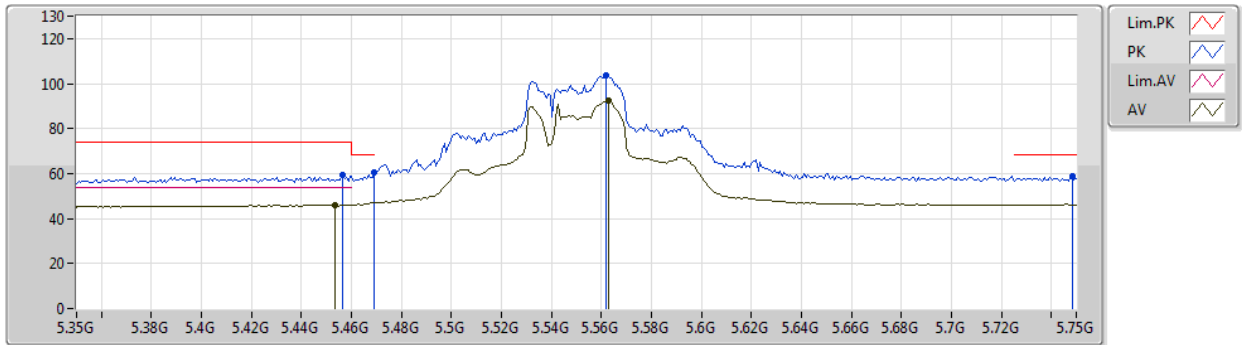
EUT\_Z\_2TX\_ANT 180  
 Setting 28  
 03-B-4  
 FSP(100019)

Type	Freq (Hz)	Level (dBuV/m)	Limit (dBuV/m)	Margin (dB)	Factor (dB)	Dist (m)	Condition	Azimuth (°)	Height (m)	Comment	Raw (dBuV)
PK	11.0208G	55.06	74.00	-18.94	12.75	3	Horizontal	132	1.21	-	42.31
AV	11.02056G	40.87	54.00	-13.13	12.75	3	Horizontal	132	1.21	-	28.12

802.11ax HEW40-BF\_Nss1,(MCS0)\_2TX

02/11/2019

5550MHz\_TX



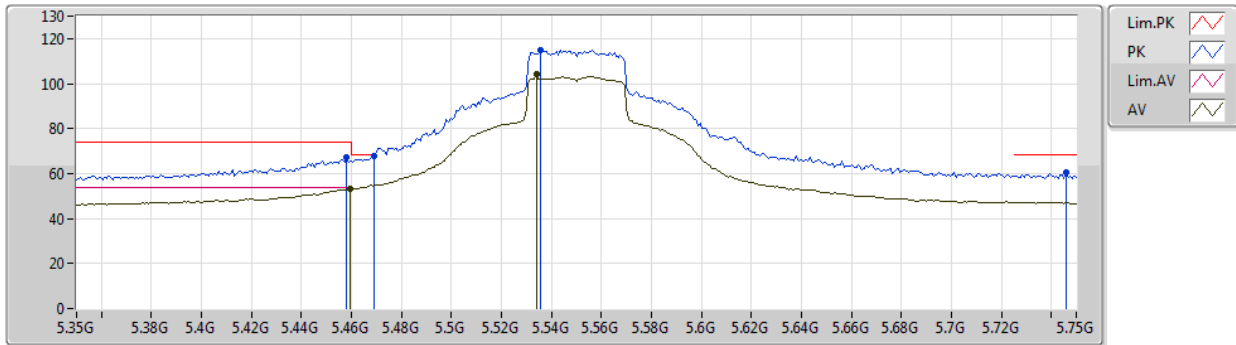
EUT\_Z\_2TX\_ANT 180  
 Setting 158  
 03-B-4-10  
 FSP(100019)

Type	Freq (Hz)	Level (dBuV/m)	Limit (dBuV/m)	Margin (dB)	Factor (dB)	Dist (m)	Condition	Azimuth (°)	Height (m)	Comment	Raw (dBuV)
PK	5.4564G	59.16	74.00	-14.84	6.00	3	Vertical	193	2.09	-	53.16
AV	5.4532G	46.13	54.00	-7.87	5.99	3	Vertical	193	2.09	-	40.14
PK	5.4692G	60.37	68.20	-7.83	6.03	3	Vertical	193	2.09	-	54.34
PK	5.562G	103.87	Inf	-Inf	6.15	3	Vertical	193	2.09	-	97.72
AV	5.5628G	92.29	Inf	-Inf	6.15	3	Vertical	193	2.09	-	86.14
PK	5.7484G	58.93	68.20	-9.27	5.86	3	Vertical	193	2.09	-	53.07

802.11ax HEW40-BF\_Nss1,(MCS0)\_2TX

02/11/2019

5550MHz\_TX



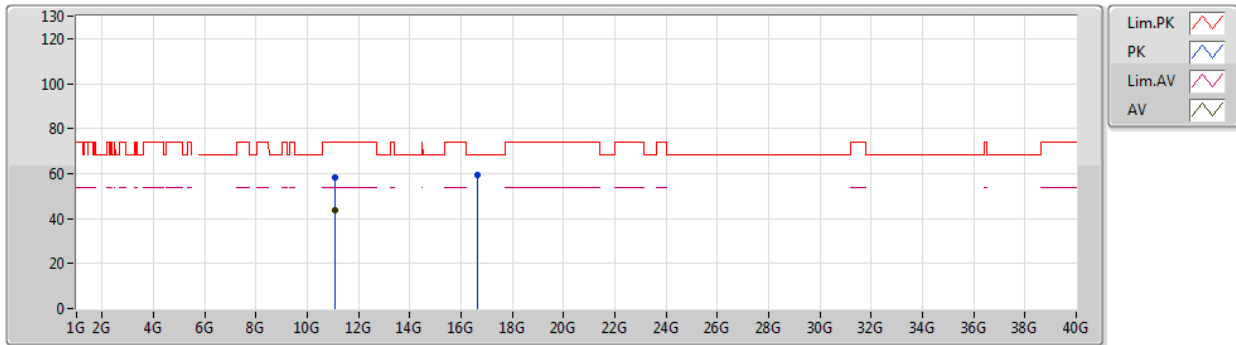
EUT\_Z\_2TX\_ANT 180  
 Setting 158  
 03-B-4-10  
 FSP(100019)

Type	Freq (Hz)	Level (dBuV/m)	Limit (dBuV/m)	Margin (dB)	Factor (dB)	Dist (m)	Condition	Azimuth (°)	Height (m)	Comment	Raw (dBuV)
PK	5.458G	67.15	74.00	-6.85	6.00	3	Horizontal	89	2.99	-	61.15
AV	5.4596G	53.25	54.00	-0.75	6.01	3	Horizontal	89	2.99	-	47.24
PK	5.4692G	68.06	68.20	-0.14	6.03	3	Horizontal	89	2.99	-	62.03
PK	5.5356G	114.97	Inf	-Inf	6.14	3	Horizontal	89	2.99	-	108.83
AV	5.534G	104.10	Inf	-Inf	6.14	3	Horizontal	89	2.99	-	97.96
PK	5.746G	60.40	68.20	-7.80	5.86	3	Horizontal	89	2.99	-	54.54

802.11ax HEW40-BF\_Nss1,(MCS0)\_2TX

02/11/2019

5550MHz\_TX



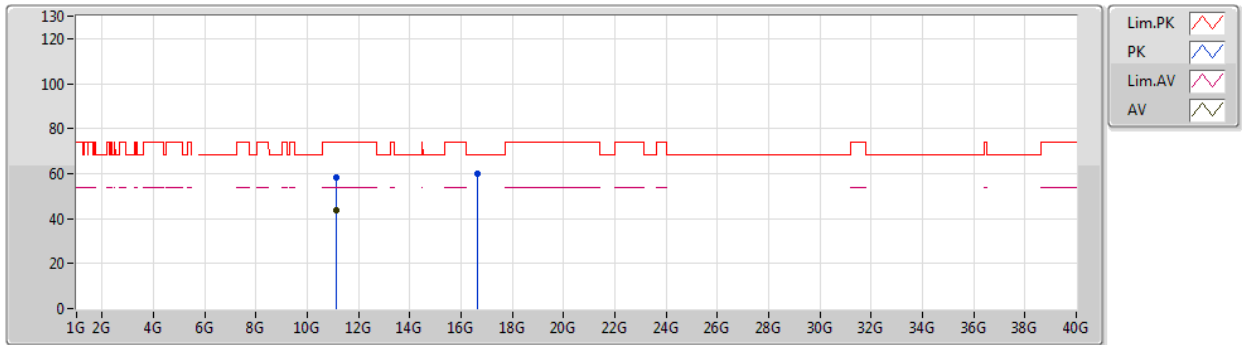
EUT Z\_2TX\_ANT 180  
 Setting 158  
 03-B-4  
 FSP(100019)

Type	Freq (Hz)	Level (dBuV/m)	Limit (dBuV/m)	Margin (dB)	Factor (dB)	Dist (m)	Condition	Azimuth (°)	Height (m)	Comment	Raw (dBuV)
PK	11.1G	58.46	74.00	-15.54	12.79	3	Vertical	102	1.84	-	45.67
AV	11.1048G	43.91	54.00	-10.09	12.79	3	Vertical	102	1.84	-	31.12
PK	16.64934G	59.41	68.20	-8.79	14.95	3	Vertical	286	1.09	-	44.46

802.11ax HEW40-BF\_Nss1,(MCS0)\_2TX

02/11/2019

5550MHz\_TX



EUT Z\_2TX\_ANT 180  
 Setting 158  
 03-B-4  
 FSP(100019)

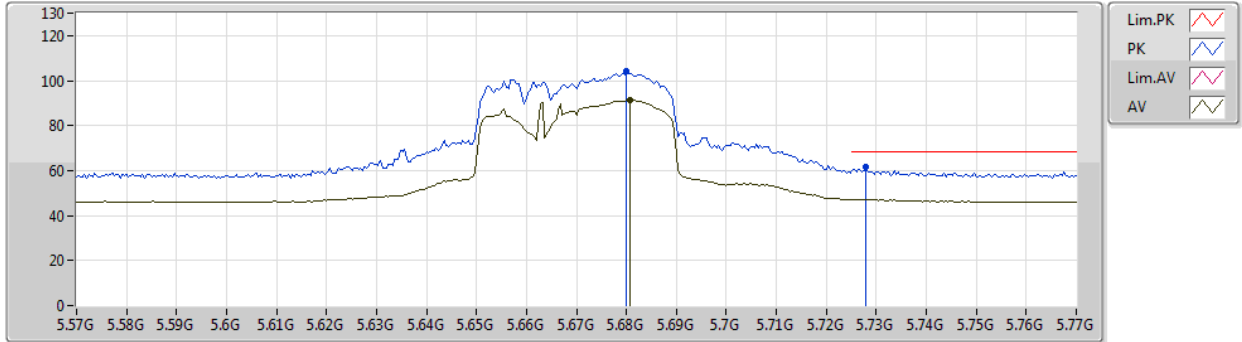
Type	Freq (Hz)	Level (dBuV/m)	Limit (dBuV/m)	Margin (dB)	Factor (dB)	Dist (m)	Condition	Azimuth (°)	Height (m)	Comment	Raw (dBuV)
PK	11.10852G	58.11	74.00	-15.89	12.80	3	Horizontal	140	1.84	-	45.31
AV	11.10804G	43.81	54.00	-10.19	12.80	3	Horizontal	140	1.84	-	31.01
PK	16.65906G	60.21	68.20	-7.99	14.97	3	Horizontal	341	1.97	-	45.24



802.11ax HEW40-BF\_Nss1,(MCS0)\_2TX

02/11/2019

5670MHz\_TX



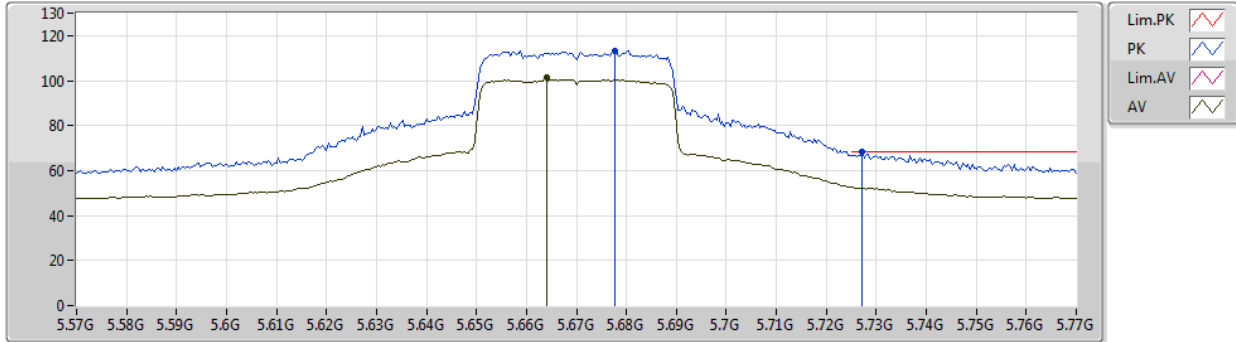
EUT\_Z\_2TX\_ANT 180  
 Setting 63  
 03-B-4-10  
 FSP(100019)

Type	Freq (Hz)	Level (dBuV/m)	Limit (dBuV/m)	Margin (dB)	Factor (dB)	Dist (m)	Condition	Azimuth (°)	Height (m)	Comment	Raw (dBuV)
PK	5.68G	104.28	Inf	-Inf	5.98	3	Vertical	168	2.99	-	98.30
AV	5.6808G	91.41	Inf	-Inf	5.97	3	Vertical	168	2.99	-	85.44
PK	5.728G	61.44	68.20	-6.76	5.88	3	Vertical	168	2.99	-	55.56

802.11ax HEW40-BF\_Nss1,(MCS0)\_2TX

02/11/2019

5670MHz\_TX



EUT\_Z\_2TX\_ANT 180  
 Setting 63  
 03-B-4-10  
 FSP(100019)

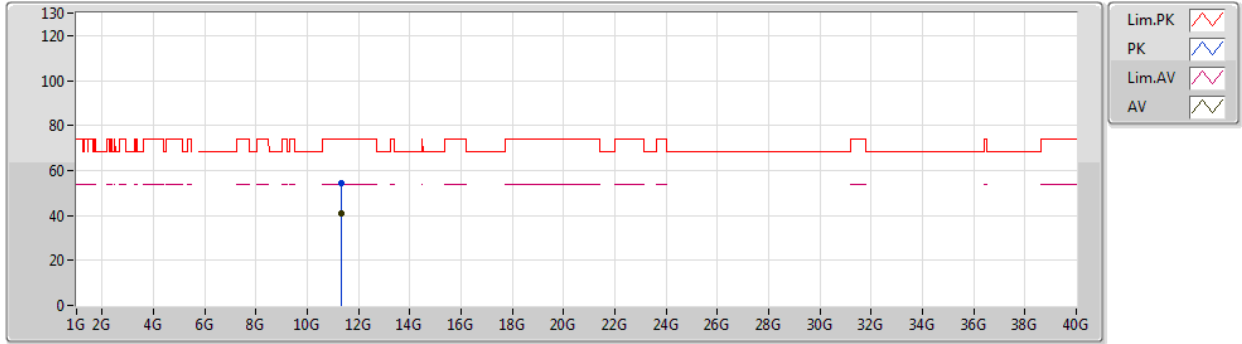
Type	Freq (Hz)	Level (dBuV/m)	Limit (dBuV/m)	Margin (dB)	Factor (dB)	Dist (m)	Condition	Azimuth (°)	Height (m)	Comment	Raw (dBuV)
PK	5.6776G	113.21	Inf	-Inf	5.98	3	Horizontal	87	2.99	-	107.23
AV	5.664G	101.69	Inf	-Inf	6.02	3	Horizontal	87	2.99	-	95.67
PK	5.7272G	68.11	68.20	-0.09	5.88	3	Horizontal	87	2.99	-	62.23



802.11ax HEW40-BF\_Nss1,(MCS0)\_2TX

02/11/2019

5670MHz\_TX



EUT\_Z\_2TX\_ANT 180  
 Setting 63  
 03-B-4  
 FSP(100019)

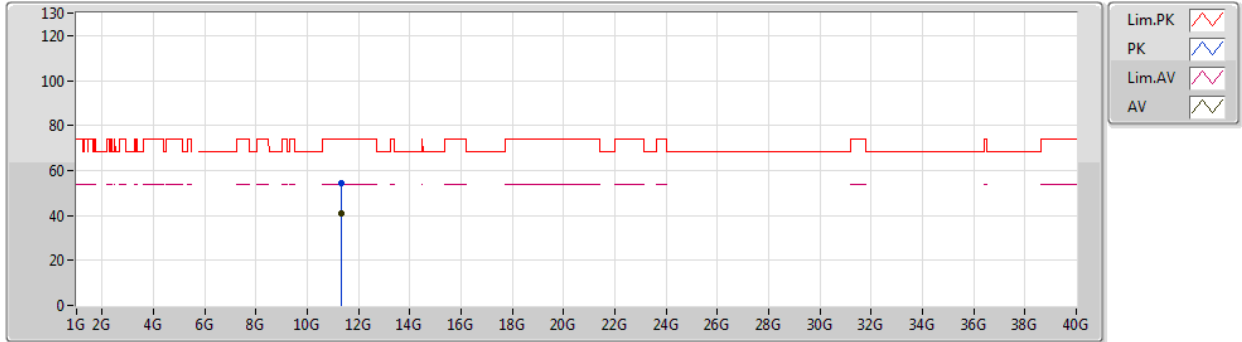
Type	Freq (Hz)	Level (dBuV/m)	Limit (dBuV/m)	Margin (dB)	Factor (dB)	Dist (m)	Condition	Azimuth (°)	Height (m)	Comment	Raw (dBuV)
PK	11.3492G	54.59	74.00	-19.41	12.92	3	Vertical	282	1.87	-	41.67
AV	11.35G	41.13	54.00	-12.87	12.92	3	Vertical	282	1.87	-	28.21



802.11ax HEW40-BF\_Nss1,(MCS0)\_2TX

02/11/2019

5670MHz\_TX



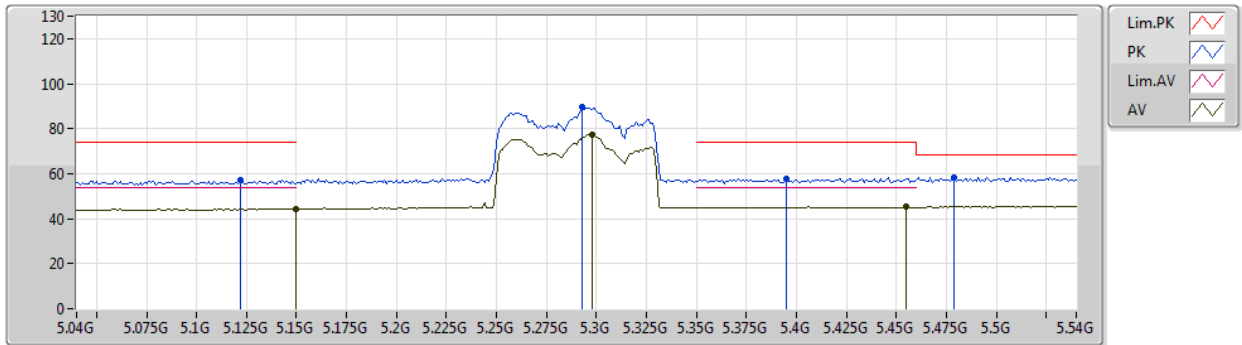
EUT\_Z\_2TX\_ANT 180  
 Setting 63  
 03-B-4  
 FSP(100019)

Type	Freq (Hz)	Level (dBuV/m)	Limit (dBuV/m)	Margin (dB)	Factor (dB)	Dist (m)	Condition	Azimuth (°)	Height (m)	Comment	Raw (dBuV)
PK	11.343G	54.59	74.00	-19.41	12.93	3	Horizontal	111	1.40	-	41.66
AV	11.343G	41.18	54.00	-12.82	12.93	3	Horizontal	111	1.40	-	28.25

802.11ax HEW80-BF\_Nss1,(MCS0)\_2TX

02/11/2019

5290MHz\_TX



EUT\_Z\_2TX\_ANT 180  
 Setting 35  
 03-B-4-10  
 FSP(100019)

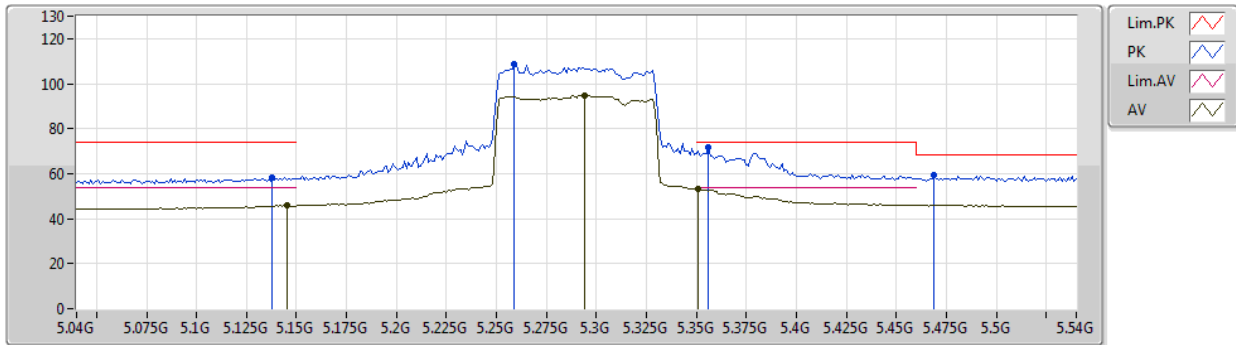
Type	Freq (Hz)	Level (dBuV/m)	Limit (dBuV/m)	Margin (dB)	Factor (dB)	Dist (m)	Condition	Azimuth (°)	Height (m)	Comment	Raw (dBuV)
PK	5.122G	57.16	74.00	-16.84	5.42	3	Vertical	267	1.90	-	51.74
AV	5.15G	44.32	54.00	-9.68	5.50	3	Vertical	267	1.90	-	38.82
PK	5.293G	89.84	Inf	-Inf	5.78	3	Vertical	267	1.90	-	84.06
AV	5.298G	77.36	Inf	-Inf	5.79	3	Vertical	267	1.90	-	71.57
PK	5.395G	57.80	74.00	-16.20	5.83	3	Vertical	267	1.90	-	51.97
PK	5.479G	58.43	68.20	-9.77	6.06	3	Vertical	267	1.90	-	52.37
AV	5.455G	45.16	54.00	-8.84	5.99	3	Vertical	267	1.90	-	39.17



802.11ax HEW80-BF\_Nss1,(MCS0)\_2TX

02/11/2019

5290MHz\_TX



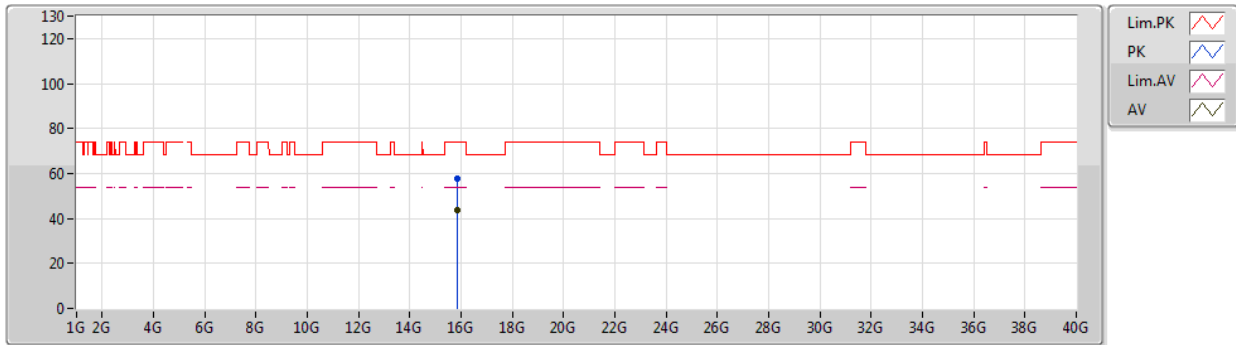
EUT\_Z\_2TX\_ANT 180  
 Setting 35  
 03-B-4-10  
 FSP(100019)

Type	Freq (Hz)	Level (dBuV/m)	Limit (dBuV/m)	Margin (dB)	Factor (dB)	Dist (m)	Condition	Azimuth (°)	Height (m)	Comment	Raw (dBuV)
PK	5.138G	58.49	74.00	-15.51	5.47	3	Horizontal	96	2.27	-	53.02
AV	5.145G	45.78	54.00	-8.22	5.50	3	Horizontal	96	2.27	-	40.28
PK	5.259G	108.84	Inf	-Inf	5.73	3	Horizontal	96	2.27	-	103.11
AV	5.294G	94.82	Inf	-Inf	5.78	3	Horizontal	96	2.27	-	89.04
PK	5.356G	71.46	74.00	-2.54	5.82	3	Horizontal	96	2.27	-	65.64
AV	5.351G	53.00	54.00	-1.00	5.81	3	Horizontal	96	2.27	-	47.19
PK	5.469G	59.21	68.20	-8.99	6.03	3	Horizontal	96	2.27	-	53.18

802.11ax HEW80-BF\_Nss1,(MCS0)\_2TX

02/11/2019

5290MHz\_TX



EUT\_Z\_2TX\_ANT 180  
 Setting 35  
 03-B-4  
 FSP(100019)

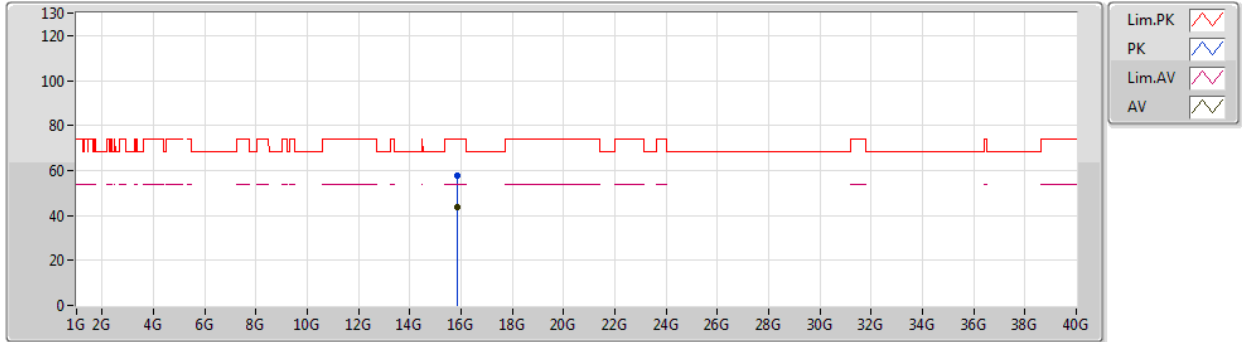
Type	Freq (Hz)	Level (dBuV/m)	Limit (dBuV/m)	Margin (dB)	Factor (dB)	Dist (m)	Condition	Azimuth (°)	Height (m)	Comment	Raw (dBuV)
PK	15.8756G	57.77	74.00	-16.23	13.18	3	Vertical	83	2.13	-	44.59
AV	15.87568G	43.67	54.00	-10.33	13.18	3	Vertical	83	2.13	-	30.49



802.11ax HEW80-BF\_Nss1,(MCS0)\_2TX

02/11/2019

5290MHz\_TX



EUT\_Z\_2TX\_ANT 180  
 Setting 35  
 03-B-4  
 FSP(100019)

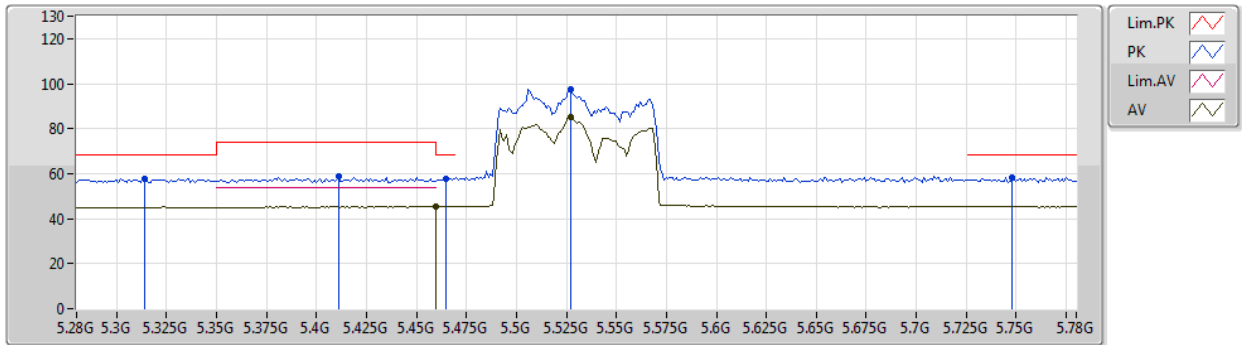
Type	Freq (Hz)	Level (dBuV/m)	Limit (dBuV/m)	Margin (dB)	Factor (dB)	Dist (m)	Condition	Azimuth (°)	Height (m)	Comment	Raw (dBuV)
PK	15.87268G	57.96	74.00	-16.04	13.20	3	Horizontal	128	1.40	-	44.76
AV	15.87284G	43.68	54.00	-10.32	13.20	3	Horizontal	128	1.40	-	30.48



802.11ax HEW80-BF\_Nss1,(MCS0)\_2TX

02/11/2019

5530MHz\_TX



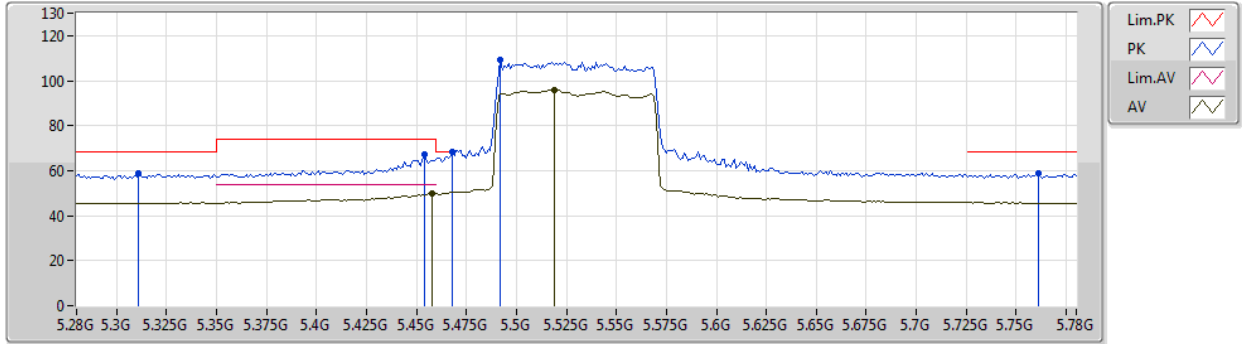
EUT\_Z\_2TX\_ANT 180  
 Setting 28  
 03-B-4-10  
 FSP(100019)

Type	Freq (Hz)	Level (dBuV/m)	Limit (dBuV/m)	Margin (dB)	Factor (dB)	Dist (m)	Condition	Azimuth (°)	Height (m)	Comment	Raw (dBuV)
PK	5.314G	57.89	68.20	-10.31	5.79	3	Vertical	194	2.59	-	52.10
PK	5.411G	58.78	74.00	-15.22	5.87	3	Vertical	194	2.59	-	52.91
PK	5.465G	57.79	68.20	-10.41	6.02	3	Vertical	194	2.59	-	51.77
AV	5.46G	45.43	54.00	-8.57	6.01	3	Vertical	194	2.59	-	39.42
PK	5.527G	97.59	Inf	-Inf	6.13	3	Vertical	194	2.59	-	91.46
AV	5.527G	85.18	Inf	-Inf	6.13	3	Vertical	194	2.59	-	79.05
PK	5.748G	58.35	68.20	-9.85	5.86	3	Vertical	194	2.59	-	52.49

802.11ax HEW80-BF\_Nss1,(MCS0)\_2TX

02/11/2019

5530MHz\_TX



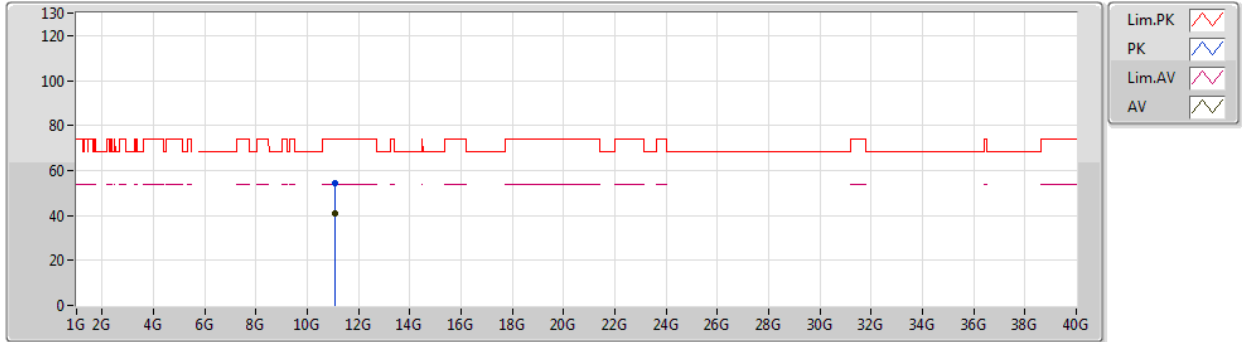
EUT\_Z\_2TX\_ANT 180  
 Setting 28  
 03-B-4-10  
 FSP(100019)

Type	Freq (Hz)	Level (dBuV/m)	Limit (dBuV/m)	Margin (dB)	Factor (dB)	Dist (m)	Condition	Azimuth (°)	Height (m)	Comment	Raw (dBuV)
PK	5.311G	58.63	68.20	-9.57	5.80	3	Horizontal	266	2.25	-	52.83
PK	5.454G	67.14	74.00	-6.86	5.99	3	Horizontal	266	2.25	-	61.15
AV	5.458G	49.72	54.00	-4.28	6.00	3	Horizontal	266	2.25	-	43.72
PK	5.468G	68.16	68.20	-0.04	6.03	3	Horizontal	266	2.25	-	62.13
PK	5.492G	109.09	Inf	-Inf	6.10	3	Horizontal	266	2.25	-	102.99
AV	5.519G	95.84	Inf	-Inf	6.13	3	Horizontal	266	2.25	-	89.71
PK	5.761G	58.65	68.20	-9.55	5.84	3	Horizontal	266	2.25	-	52.81

802.11ax HEW80-BF\_Nss1,(MCS0)\_2TX

02/11/2019

5530MHz\_TX



EUT\_Z\_2TX\_ANT 180  
 Setting 28  
 03-B-4  
 FSP(100019)

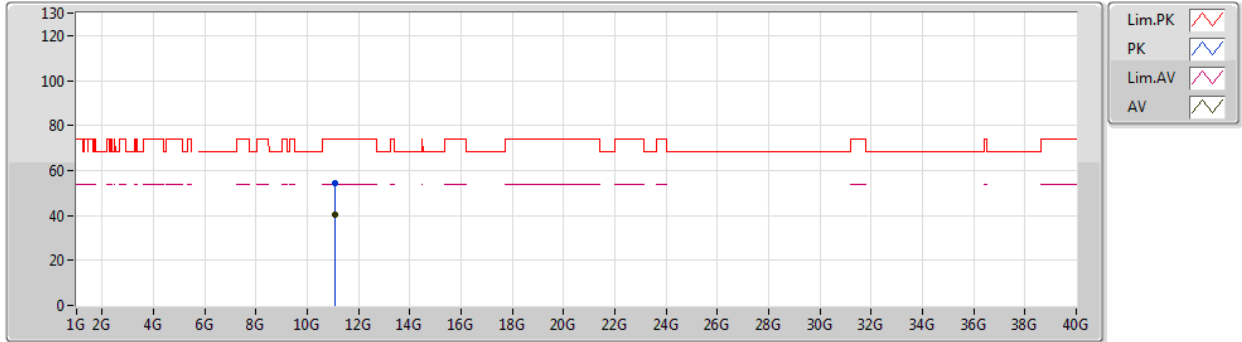
Type	Freq (Hz)	Level (dBuV/m)	Limit (dBuV/m)	Margin (dB)	Factor (dB)	Dist (m)	Condition	Azimuth (°)	Height (m)	Comment	Raw (dBuV)
PK	11.0603G	54.56	74.00	-19.44	12.77	3	Vertical	127	1.92	-	41.79
AV	11.0603G	40.64	54.00	-13.36	12.77	3	Vertical	127	1.92	-	27.87



802.11ax HEW80-BF\_Nss1,(MCS0)\_2TX

02/11/2019

5530MHz\_TX



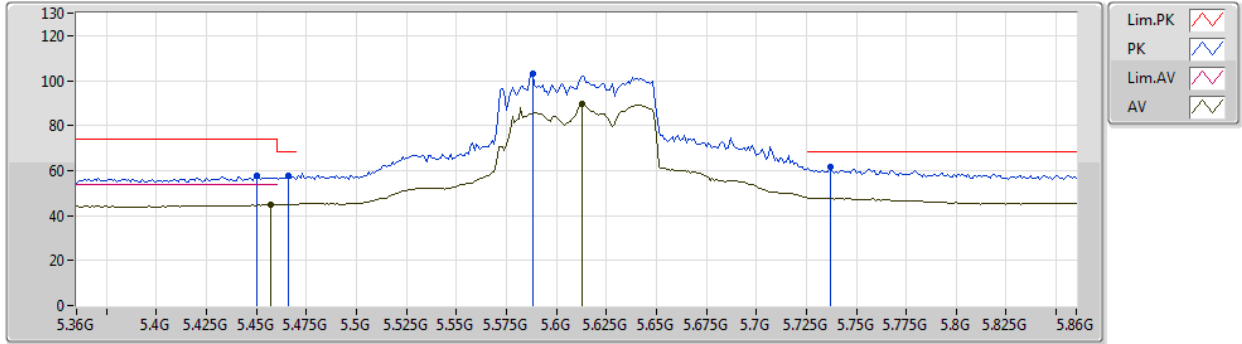
EUT Z\_2TX\_ANT 180  
 Setting 28  
 03-B-4  
 FSP(100019)

Type	Freq (Hz)	Level (dBuV/m)	Limit (dBuV/m)	Margin (dB)	Factor (dB)	Dist (m)	Condition	Azimuth (°)	Height (m)	Comment	Raw (dBuV)
PK	11.06312G	54.51	74.00	-19.49	12.77	3	Horizontal	84	1.53	-	41.74
AV	11.06324G	40.55	54.00	-13.45	12.77	3	Horizontal	84	1.53	-	27.78

802.11ax HEW80-BF\_Nss1,(MCS0)\_2TX

26/11/2019

5610MHz\_TX



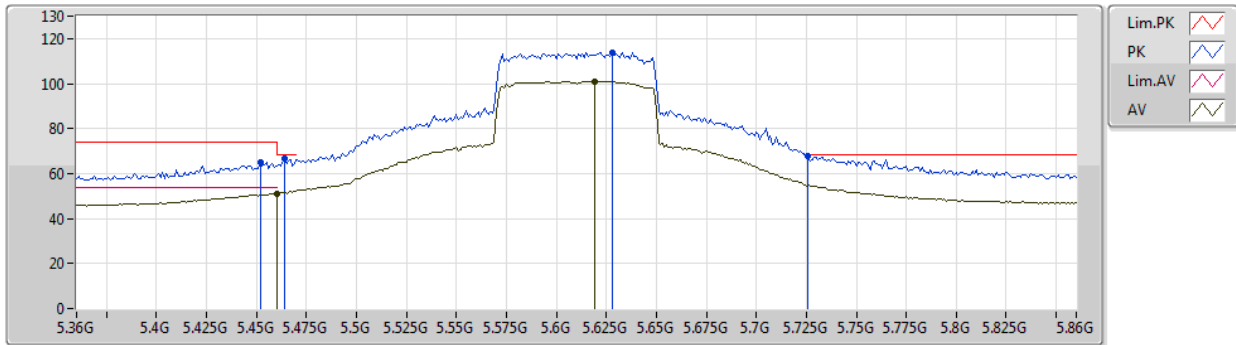
EUT\_Z\_2TX\_ANT 180  
 Setting 75  
 06-S-5-10  
 FSP(100019)

Type	Freq (Hz)	Level (dBuV/m)	Limit (dBuV/m)	Margin (dB)	Factor (dB)	Dist (m)	Condition	Azimuth (°)	Height (m)	Comment	Raw (dBuV)
PK	5.45G	57.61	74.00	-16.39	4.99	3	Vertical	0	2.97	-	52.62
AV	5.457G	44.91	54.00	-9.09	5.00	3	Vertical	0	2.97	-	39.91
PK	5.466G	57.73	68.20	-10.47	5.03	3	Vertical	0	2.97	-	52.70
PK	5.588G	103.21	Inf	-Inf	4.92	3	Vertical	0	2.97	-	98.29
AV	5.613G	89.82	Inf	-Inf	4.92	3	Vertical	0	2.97	-	84.90
PK	5.737G	61.56	68.20	-6.64	5.21	3	Vertical	0	2.97	-	56.35

802.11ax HEW80-BF\_Nss1,(MCS0)\_2TX

26/11/2019

5610MHz\_TX



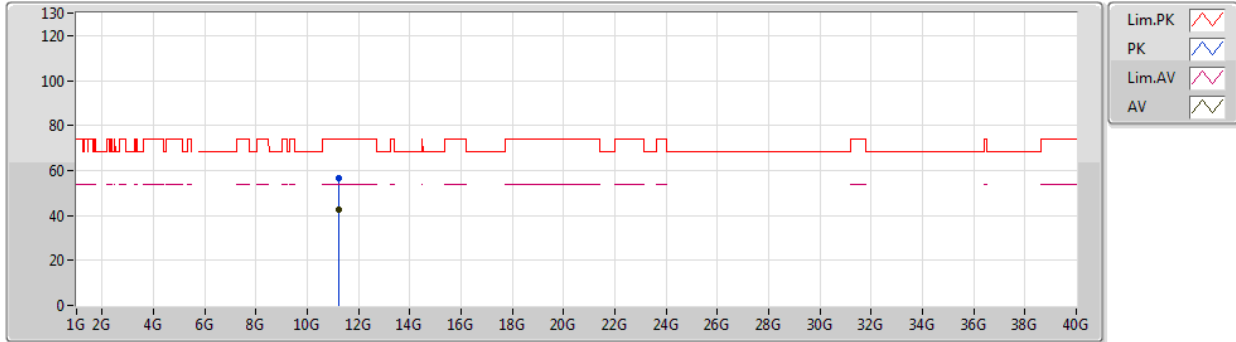
EUT\_Z\_2TX\_ANT 180  
 Setting 75  
 06-S-5-10  
 FSP(100019)

Type	Freq (Hz)	Level (dBuV/m)	Limit (dBuV/m)	Margin (dB)	Factor (dB)	Dist (m)	Condition	Azimuth (°)	Height (m)	Comment	Raw (dBuV)
PK	5.452G	65.10	74.00	-8.90	4.99	3	Horizontal	81	2.38	-	60.11
PK	5.464G	66.47	68.20	-1.73	5.03	3	Horizontal	81	2.38	-	61.44
AV	5.46G	51.16	54.00	-2.84	5.02	3	Horizontal	81	2.38	-	46.14
PK	5.628G	114.01	Inf	-Inf	4.95	3	Horizontal	81	2.38	-	109.06
AV	5.619G	101.08	Inf	-Inf	4.94	3	Horizontal	81	2.38	-	96.14
PK	5.726G	67.96	68.20	-0.24	5.16	3	Horizontal	81	2.38	-	62.80

802.11ax HEW80-BF\_Nss1,(MCS0)\_2TX

26/11/2019

5610MHz\_TX



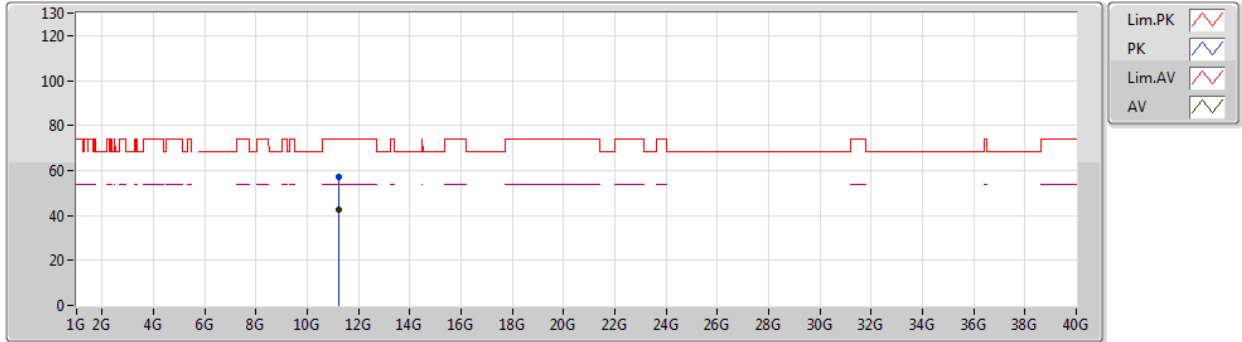
EUT\_Z\_2TX\_ANT 180  
 Setting 75  
 06-S-5  
 FSP(100019)

Type	Freq (Hz)	Level (dBuV/m)	Limit (dBuV/m)	Margin (dB)	Factor (dB)	Dist (m)	Condition	Azimuth (°)	Height (m)	Comment	Raw (dBuV)
PK	11.22G	56.46	74.00	-17.54	13.78	3	Vertical	41	1.44	-	42.68
AV	11.21712G	42.80	54.00	-11.20	13.78	3	Vertical	41	1.44	-	29.02

802.11ax HEW80-BF\_Nss1,(MCS0)\_2TX

26/11/2019

5610MHz\_TX



EUT\_Z\_2TX\_ANT 180  
 Setting 75  
 06-S-5  
 FSP(100019)

Type	Freq (Hz)	Level (dBuV/m)	Limit (dBuV/m)	Margin (dB)	Factor (dB)	Dist (m)	Condition	Azimuth (°)	Height (m)	Comment	Raw (dBuV)
PK	11.22536G	57.15	74.00	-16.85	13.76	3	Horizontal	63	1.38	-	43.39
AV	11.22248G	42.79	54.00	-11.21	13.78	3	Horizontal	63	1.38	-	29.01