

1. Photographs of Conducted Emissions Test Configuration

FRONT VIEW



REAR VIEW



2. Photographs of Radiated Emissions Test Configuration

Test Configuration: 30MHz~1GHz / Test Mode: Mode 2

FRONT VIEW




REAR VIEW




**Test Configuration:
Above 1GHz**

FRONT VIEW




REAR VIEW




Radiated Emission Co-location

FRONT VIEW



REAR VIEW



————THE END————