

## 11.PHOTOGRAPHS

### 11.1.Photos of Conducted Disturbance Measurement



FRONT VIEW OF CONDUCTED MEASUREMENT



BACK VIEW OF CONDUCTED MEASUREMENT


## 11.2.Photos of Radiated Measurement at Semi-Anechoic Chamber

### 11.2.1.Frequency Below 1GHz


#### TX Mode



#### Battery Mode (Position: Side)



Battery Mode (Position: Lie)




Battery Mode (Position: Stand)






### 11.2.2.Frequency Above 1GHz


#### TX Mode




#### Battery Mode (Position: Side)



Battery Mode (Position: Lie)



Battery Mode (Position: Stand)



### 11.3.Photo of Section RF Conducted Measurement

