



User Guide

Kasa Smart Light Strip, Multicolor

KL430

Contents

About This Guide	1
Introduction	2
Set Up Your Smart Light Strip.....	3
Main Device Controls	5
Configure Your Smart Light Strip.....	6
Create Scenes.....	8
Discover Kasa.....	9
Authentication.....	10

About This Guide

This guide provides a brief introduction to Smart Light Strip and the Kasa app, as well as regulatory information.

Please note that features of Smart Light Strip may vary slightly depending on the model and software version you have, and on your location, language and internet service provider. All images, steps, and descriptions in this guide are only examples and may not reflect your actual experience.

Conventions

In this guide, the following convention is used:

Convention	Description
Teal	Key information appears in teal, including management page text such as menus, items, buttons and so on.
<u>Underline</u>	Hyperlinks are in teal and underlined. You can click to redirect to a website.

Support

- Specifications can be found on the product page at <https://www.tp-link.com>.
- Our Technical Support and troubleshooting information can be found at <https://www.tp-link.com/support>.

Introduction

The Smart Light Strip is part of the Kasa smart home family of products, including plugs, switches, cameras and more. You can simply download the Kasa Smart app, connect to Wi-Fi and enjoy. No special hardware is needed. 16 color zones and millions of colors are available for you to pick from and create your own scenes.

You can also control multiple smart home devices with the Kasa app or use your voice for added convenience. With Kasa, your home is never more than a few taps away.

- **Lighting Effects** - Pick from dozens of animated lighting effects or create your own for beautiful ambiance lighting.
- **Schedules** - Use your Kasa Smart app to schedule your light strip to automatically turn on or off to fit around any event you're having.
- **Groups and Scenes** - Combine your light strip with other Kasa Smart devices for seamless control with a single tap on your mobile devices.
- **Voice Control** - Control Light Strip hands-free with Alexa and Google Assistant. Turn it on or off, and change colors with just your voice.
- **Extendable** - Connect up to 10 sections for a total length of 33ft and watch lighting effects span the entire strip.



Set Up Your Smart Light Strip

Follow the steps below to set up your smart light strip via the [Kasa Smart](#) app.

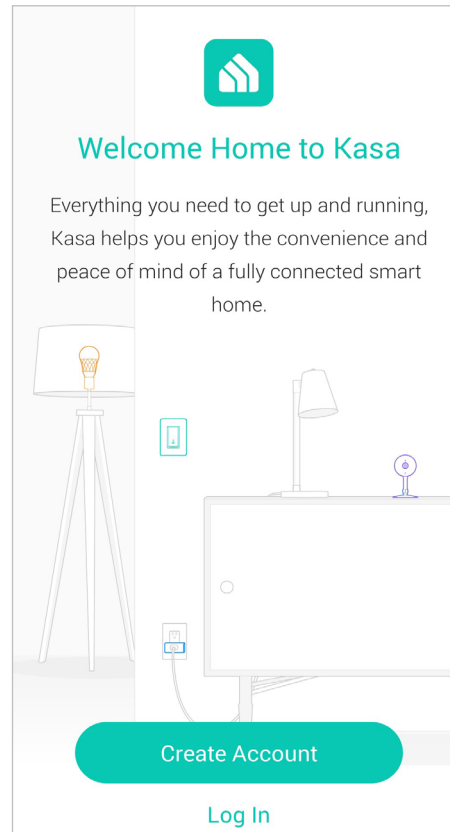
Step 1. Download Kasa

Get the [Kasa Smart](#) app from the App Store or Google Play.



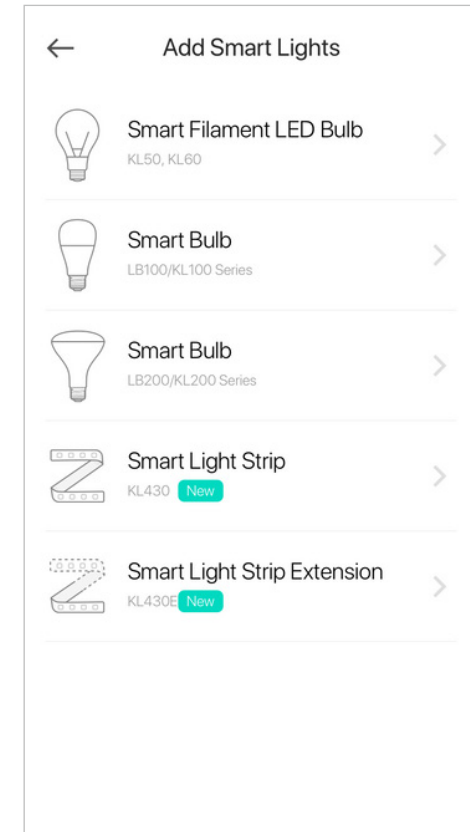
Step 2. Log In

Open the app, and log in with your TP-Link ID. If you don't have an account, create one first.



Step 3. Add Device

Tap the \oplus button in the Kasa app and select [Smart Lights > Smart Light Strip \(Extension\)](#). Follow app instructions to complete the setup.



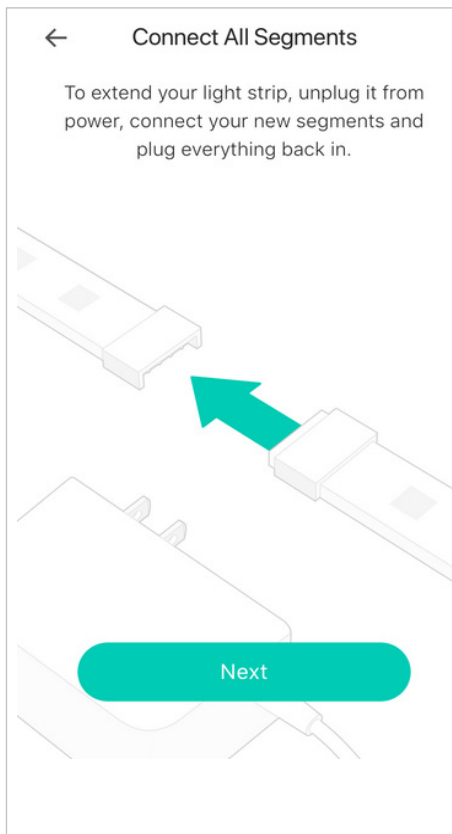
Mount Your Smart Light Strip

You've finished configuring your Light Strip. If you'd like, you can mount your light strip. You can always access this guide later from settings on the [Kasa Smart](#) app.

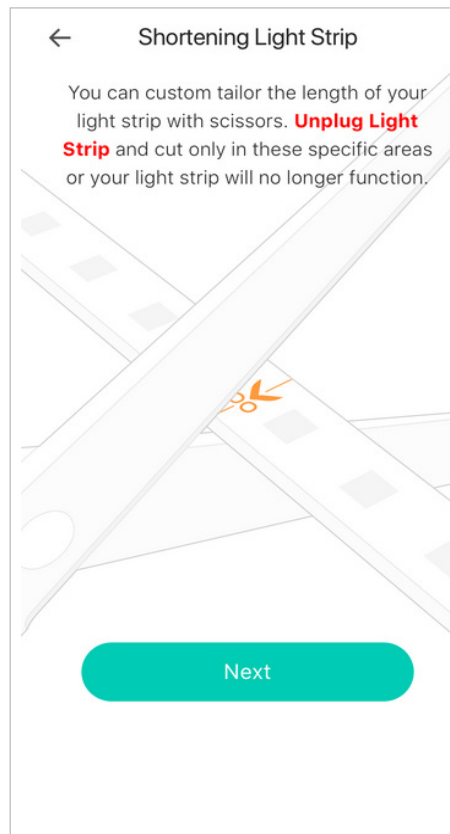
Note:

- * Maximum units: 10m light strips
- * Please do not connect the light strip upside down.

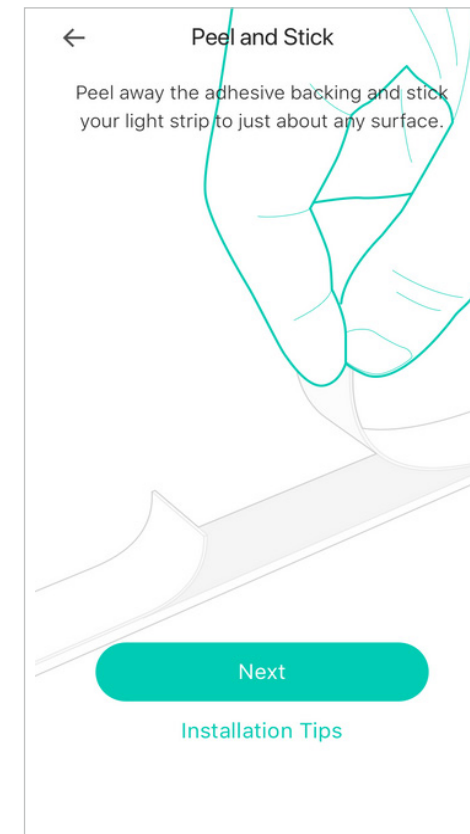
Extend Light Strip



Shorten Light Strip



Peel and Stick Light Strip

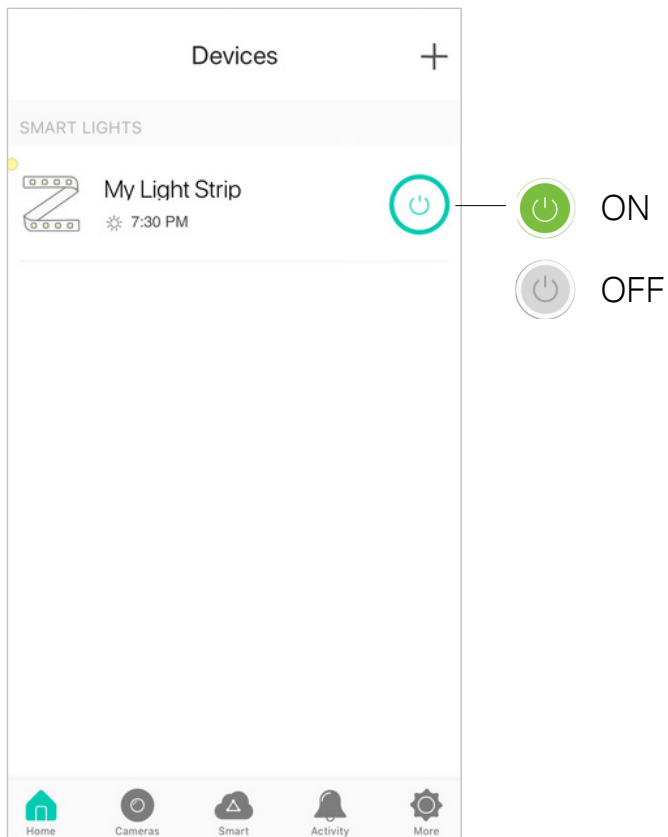


Main Device Controls

After you successfully set up your Smart Light Strip, you will see the Devices page of the Kasa app and the Smart Lights page after tapping a Smart Light Strip.

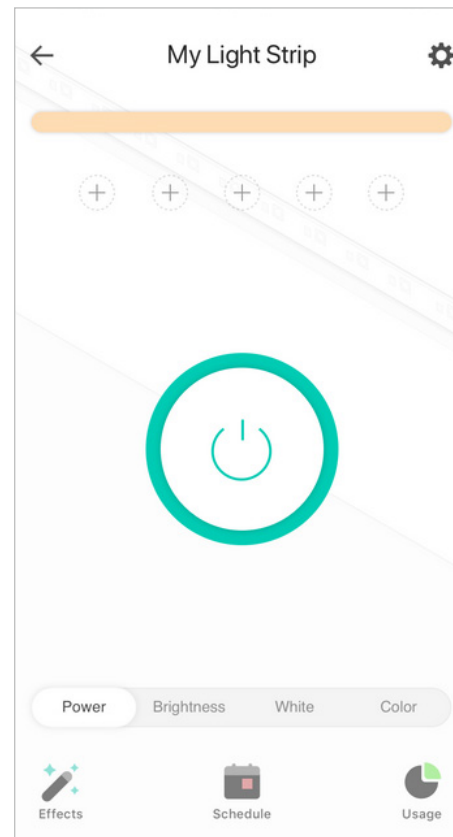
Devices Page

This page lists your smart light strips, and other smart home devices if any. You can instantly turn on/off the strip or change colors.



Smart Light Strip Page

On the [Devices](#) page, tap a [Smart Light Strip](#), then you can have more detailed configuration options about your strip.




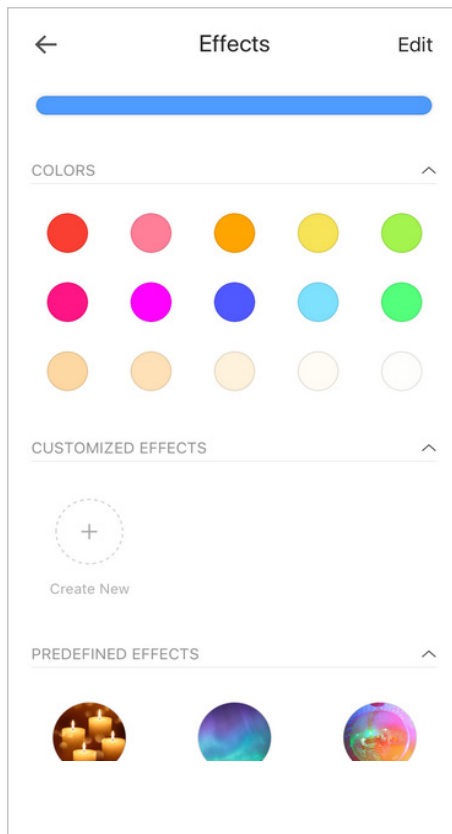
*The image is for demonstration only.

Configure Your Smart Light Strip


On the [Smart Light Strip](#) page, you can adjust the light color, set schedules, track energy consumption and change settings.

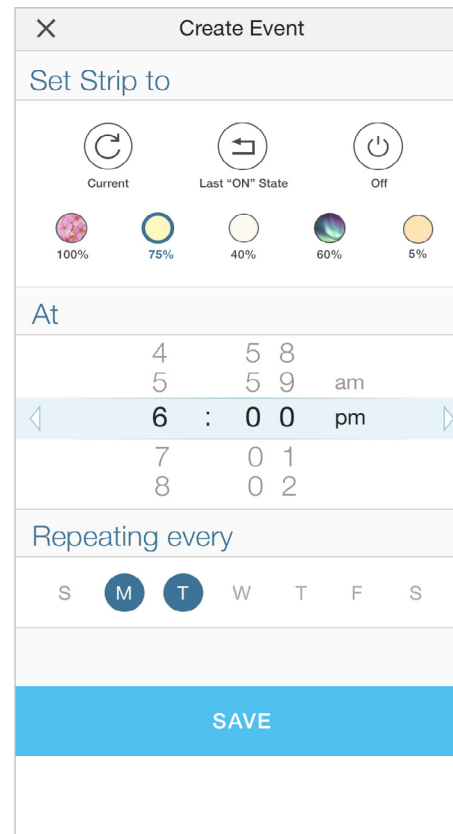
Presets and Recents

Tap  to add presets and apply what you have set recently to your smart light strip.



Create Event


Tap  to set schedules for your smart light strip to simplify your daily routine by creating automatic On/Off action.

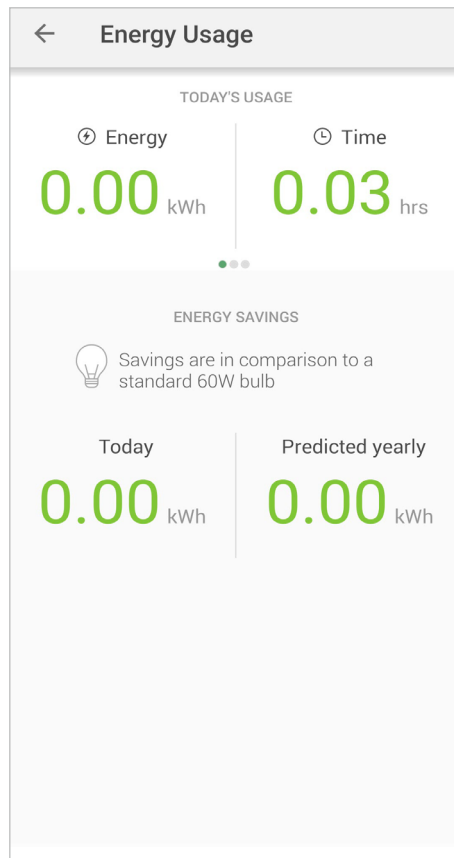


Configure Your Smart Light Strip


On the [Smart Light Strip](#) page, you can adjust the light color, set schedules, track energy consumption and change settings.

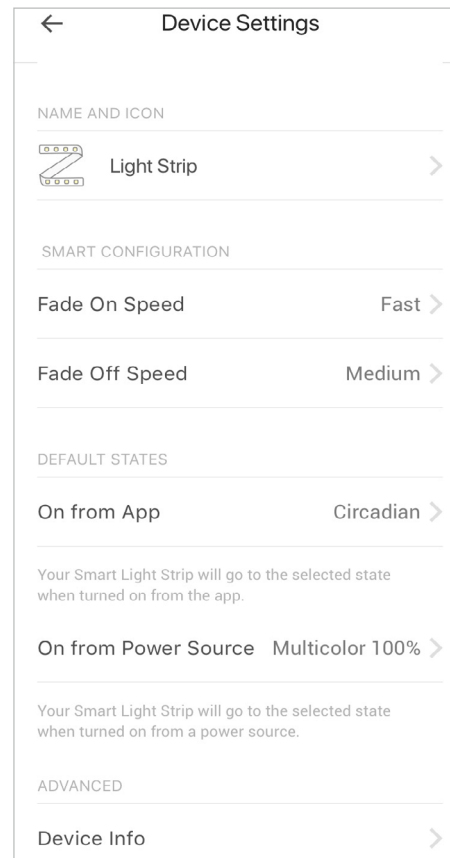
Usage

Tap  to view and track energy consumption.



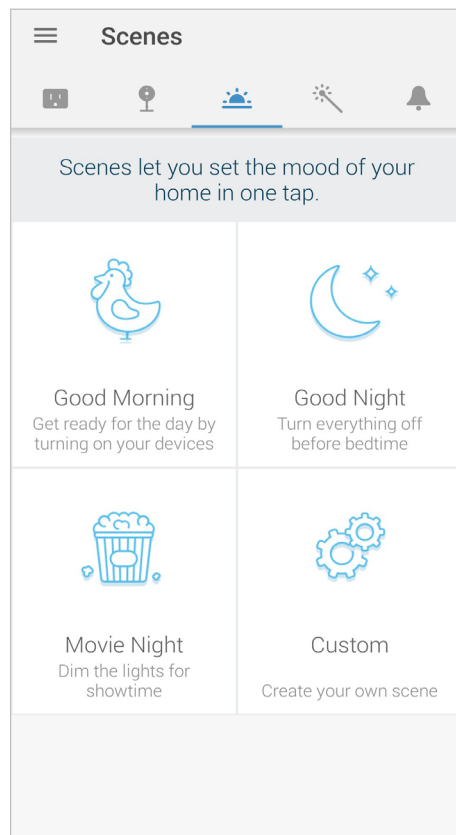
Device Settings

Tap  to view and change the settings of your smart bulb. Moreover, you can enable remote control for ease of use.



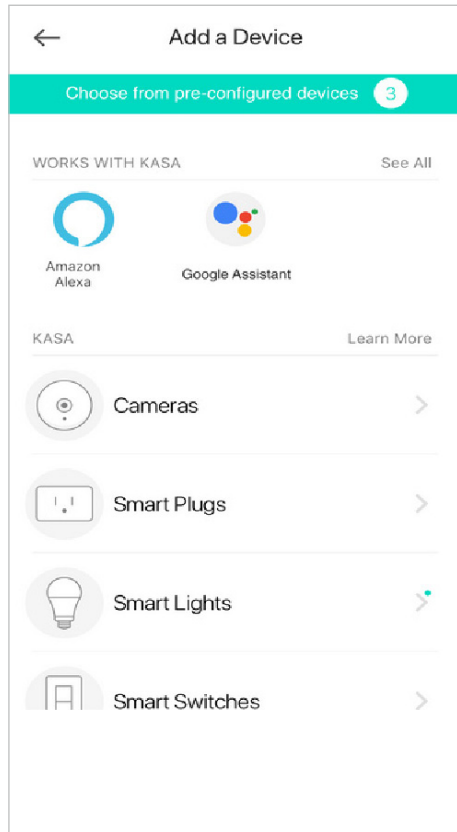
Create Scenes

A scene is a preset group of smart devices that can be programmed, customized and activated simultaneously at the touch of a button from your smartphone or tablet, allowing you to easily set your mood, activity or fit any special occasion. This page allows you to preset how your smart home devices should act automatically at special occasions.




Discover Kasa

Use the Kasa Smart app to pair your Kasa Smart Light Strip with Amazon Alexa or Google Home Assistant and enjoy a full hands-free experience. Launch the **Kasa Smart** app and go to **Add a Device** > **WORKS WITH KASA** > **Amazon Alexa / Google Assistant** for detailed instructions.



Authentication

COPYRIGHT & TRADEMARKS

Specifications are subject to change without notice.  **tp-link** is a registered trademark of TP-Link Technologies Co., Ltd. Other brands and product names are trademarks or registered trademarks of their respective holders.

No part of the specifications may be reproduced in any form or by any means or used to make any derivative such as translation, transformation, or adaptation without permission from TP-Link Technologies Co., Ltd. Copyright © 2020 TP-Link Technologies Co., Ltd. All rights reserved.

FCC Compliance Information Statement



Product Name: Kasa Smart Light Strip, Multicolor

Model Number: KL430

Component Name	Model	FCC Identifier number
Kasa Smart Light Strip Controller Module	KLM430	N/A
Switching Adapter	DSA-24PFS-19 FUS 240100	N/A
Kasa Smart Light Strip, Multicolor, Extensions	KL430E	N/A

Responsible party:

TP-Link USA Corporation, d/b/a TP-Link North America, Inc.

Address: 145 South State College Blvd. Suite 400, Brea, CA 92821

Website: <http://www.tp-link.com/us/>

Tel: +1 626 333 0234

Fax: +1 909 527 6803

E-mail: sales.usa@tp-link.com

This equipment has been tested and found to comply with the limits for a Class B digital device, pursuant to part 15 of the FCC Rules. These limits are designed to provide reasonable protection against harmful interference in a residential installation. This equipment generates, uses and can radiate radio frequency energy and, if not installed and used in accordance with the instructions, may cause harmful interference to radio communications. However, there is no guarantee that interference will not occur in a particular installation. If this equipment does cause harmful interference to radio or television reception, which can be determined by turning the equipment off and on, the user is encouraged to try to correct the interference by one or more of the following measures:

- Reorient or relocate the receiving antenna.
- Increase the separation between the equipment and receiver.
- Connect the equipment into an outlet on a circuit different from that to which the receiver is connected.
- Consult the dealer or an experienced radio/ TV technician for help.

This device complies with part 15 of the FCC Rules. Operation is subject to the following two conditions:

1. This device may not cause harmful interference.
2. This device must accept any interference received, including interference that may cause undesired operation.

Any changes or modifications not expressly approved by the party responsible for compliance could void the user's authority to operate the equipment.

Note: The manufacturer is not responsible for any radio or TV interference caused by unauthorized modifications to this equipment. Such modifications could void the user's authority to operate the equipment.

FCC RF Radiation Exposure Statement:

This equipment complies with FCC RF radiation exposure limits set forth for an uncontrolled environment. This device and its antenna must not be co-located or operating in conjunction with any other antenna or transmitter.

"To comply with FCC RF exposure compliance requirements, this grant is applicable to only Mobile Configurations. The antennas used for this transmitter must be installed to provide a separation distance of at least 20 cm from all persons and must not be co-located or operating in conjunction with any other antenna or transmitter."

We, **TP-Link USA Corporation**, has determined that the equipment shown as above has been shown to comply with the applicable technical standards, FCC part 15. There is no unauthorized change is made in the equipment and the equipment is properly maintained and operated.

Issue Date: 2020-06-03

FCC compliance information statement

Product Name: Kasa Smart Light Strip Controller Module

Model Number: KLM430

Responsible party:

TP-Link USA Corporation, d/b/a TP-Link North America, Inc.

Address: 145 South State College Blvd. Suite 400, Brea, CA 92821

Website: <http://www.tp-link.com/us/>

Tel: +1 626 333 0234

Fax: +1 909 527 6803

E-mail: sales.usa@tp-link.com

This equipment has been tested and found to comply with the limits for a Class B digital device, pursuant to part 15 of the FCC Rules. These limits are designed to provide reasonable protection against harmful interference in a residential installation. This equipment generates, uses and can radiate radio frequency energy and, if not installed and used in accordance with the instructions, may cause harmful interference to radio communications. However, there is no guarantee that interference will not occur in a particular installation. If this equipment does cause harmful interference to radio or television reception, which can be determined by turning the equipment off and on, the user is encouraged to try to correct

the interference by one or more of the following measures:

- Reorient or relocate the receiving antenna.
- Increase the separation between the equipment and receiver.
- Connect the equipment into an outlet on a circuit different from that to which the receiver is connected.
- Consult the dealer or an experienced radio/ TV technician for help.

This device complies with part 15 of the FCC Rules. Operation is subject to the following two conditions:

1. This device may not cause harmful interference.
2. This device must accept any interference received, including interference that may cause undesired operation.

Any changes or modifications not expressly approved by the party responsible for compliance could void the user's authority to operate the equipment.

Note: The manufacturer is not responsible for any radio or TV interference caused by unauthorized modifications to this equipment. Such modifications could void the user's authority to operate the equipment.

FCC RF Radiation Exposure Statement:

This equipment complies with FCC RF radiation exposure limits set forth for an uncontrolled environment. This device and its antenna must not be co-located or operating in conjunction with any other antenna or transmitter.

"To comply with FCC RF exposure compliance requirements, this grant is applicable to only Mobile Configurations. The antennas used for this transmitter must be installed to provide a separation distance of at least 20 cm from all persons and must not be co-located or operating in conjunction with any other antenna or transmitter."

We, **TP-Link USA Corporation**, has determined that the equipment shown as above has been shown to comply with the applicable technical standards, FCC part 15. There is no unauthorized change is made in the equipment and the equipment is properly maintained and operated.

Issue Date: 2020-06-03

FCC compliance information statement

Product Name: Switching Adapter/Kasa Smart Light Strip, Multicolor, Extensions

Model Number: DSA-24PFS-19 FUS 240100/KL430E

Responsible party:

TP-Link USA Corporation, d/b/a TP-Link North America, Inc.

Address: 145 South State College Blvd. Suite 400, Brea, CA 92821

Website: <http://www.tp-link.com/us/>

Tel: +1 626 333 0234

Fax: +1 909 527 6803

E-mail: sales.usa@tp-link.com

This equipment has been tested and found to comply with the limits for a Class B digital device, pursuant to part 15 of the FCC Rules. These limits are designed to provide reasonable protection against harmful interference in a residential installation. This equipment generates, uses and can radiate radio frequency energy and, if not installed and used in accordance with the instructions, may cause harmful interference to radio communications. However, there is no guarantee that interference will not occur in a particular installation. If this equipment does cause harmful interference to radio or television reception, which can be determined by turning the equipment off and on, the user is encouraged to try to correct the interference by one or more of the following measures:

- Reorient or relocate the receiving antenna.
- Increase the separation between the equipment and receiver.
- Connect the equipment into an outlet on a circuit different from that to which the receiver is connected.
- Consult the dealer or an experienced radio/ TV technician for help.

This device complies with part 15 of the FCC Rules. Operation is subject to the following two conditions:

1. This device may not cause harmful interference.
2. This device must accept any interference received, including interference that may cause undesired operation.

Any changes or modifications not expressly approved by the party responsible for compliance could void the user's authority to operate the equipment.

Note: The manufacturer is not responsible for any radio or TV interference caused by unauthorized modifications to this equipment. Such modifications could void the user's authority to operate the equipment.

We,TP-Link USA Corporation, has determined that the equipment shown as above has been shown to comply with the applicable technical standards, FCC part 15. There is no unauthorized change is made in the equipment and the equipment is properly maintained and operated.

Issue Date: 2020-06-03

CE Warning

CE Mark Warning



This is a class B product. In a domestic environment, this product may cause radio interference, in which case the user may be required to take adequate measures.

OPERATING FREQUENCY(the maximum transmitted power)

2400 MHz -2483.5 MHz(20dBm)

EU declaration of conformity

TP-Link hereby declares that the device is in compliance with the essential requirements and other relevant provisions of directives 2014/53/EU, 2009/125/EC, 2011/65/EU and (EU)2015/863.

The original EU declaration of conformity may be found at <https://www.tp-link.com/en/ce>

RF Exposure Information

This device meets the EU requirements (2014/53/EU Article 3.1a) on the limitation of exposure of the general public to electromagnetic fields by way of health protection.

The device complies with RF specifications when the device used at 20cm from your body.

Canadian Compliance Statement

This device contains licence-exempt transmitter(s)/receiver(s) that comply with Innovation, Science and Economic Development Canada's licence-exempt RSS(s). Operation is subject to the following two conditions:

1. This device may not cause interference.
2. This device must accept any interference, including interference that may cause undesired operation of the device.

L'émetteur/récepteur exempt de licence contenu dans le présent appareil est conforme aux CNR d'Innovation, Sciences et Développement économique Canada applicables aux appareils radio exempts de licence. L'exploitation est autorisée aux deux conditions suivantes:

1. L'appareil ne doit pas produire de brouillage;
2. L'appareil doit accepter tout brouillage radioélectrique subi, même si le brouillage est susceptible d'en compromettre le fonctionnement.

Radiation Exposure Statement:

This equipment complies with IC radiation exposure limits set forth for an uncontrolled environment. This equipment should be installed and operated with minimum distance 20cm between the radiator & your body.

Déclaration d'exposition aux radiations:

Cet équipement est conforme aux limites d'exposition aux rayonnements IC établies pour un environnement non contrôlé. Cet équipement doit être installé et utilisé avec un minimum de 20 cm de distance entre la source de rayonnement et votre corps.

Industry Canada Statement

CAN ICES-3 (B)/NMB-3(B)

Korea Warning Statements:

해당 무선설비는 운용중 전파혼신 가능성이 있음 .

NCC Notice & BSMI Notice:

注意!

依據 低功率電波輻射性電機管理辦法

第十二條 經型式認證合格之低功率射頻電機，非經許可，公司、商號或使用者均不得擅自變更頻率、加大功率或變更原設計之特性或功能。

第十四條 低功率射頻電機之使用不得影響飛航安全及干擾合法通行；經發現有干擾現象時，應立即停用，並改善至無干擾時方得繼續使用。前項合法通信，指依電信規定作業之無線電信。低功率射頻電機需忍受合法通信或工業、科學以及醫療用電波輻射性電機設備之干擾。

安全諮詢及注意事項

- 請使用原裝電源供應器或只能按照本產品注明的電源類型使用本產品。
- 清潔本產品之前請先拔掉電源線。請勿使用液體、噴霧清潔劑或濕布進行清潔。
- 注意防潮，請勿將水或其他液體潑灑到本產品上。
- 插槽與開口供通風使用，以確保本產品的操作可靠並防止過熱，請勿堵塞或覆蓋開口。
- 請勿將本產品置放於靠近熱源的地方。除非有正常的通風，否則不可放在密閉位置中。
- 請不要私自打開機殼，不要嘗試自行維修本產品，請由授權的專業人士進行此項工作。

限用物質含有情況標示聲明書

產品元件名稱	限用物質及其化學符號					
	鉛 Pb	鎘 Cd	汞 Hg	六價鉻 CrVI	多溴聯苯 PBB	多溴二苯醚 PBDE
PCB	○	○	○	○	○	○
外殼	○	○	○	○	○	○
電源供應器	—	○	○	○	○	○

備考 1. "超出 0.1 wt %" 及 "超出 0.01 wt %" 系指限用物質之百分比含量超出百分比含量基準值。
備考 2. "○" 系指該項限用物質之百分比含量未超出百分比含量基準值。
備考 3. "—" 系指該項限用物質為排除項目。




Продукт сертифіковано згідно с правилами системи УкрСЕПРО на відповідність вимогам нормативних документів та вимогам, що передбачені чинними законодавчими актами України.



Safety Information

CAUTION: To reduce the risk of fire, electric shock, or injury to persons:





- For indoor use only.
- Maximum units: 10m light strips
- Do not place in reach of children.
- NOT FOR EMERGENCY LIGHTING.
- Light strips only connect to adjacent units.
- Suitable for surface and cabinet mounting.
- Operating Temperature: -20°C ~40°C (-4 °F ~104 °F)
- Operating Humidity: 10%~90%RH, Non-condensing
- Use only insulated staples or plastic ties to secure cords.
- Not intended for recessed installation in ceilings, or soffits.
- Do not use the device where wireless devices are not allowed.
- Keep the device away from water, fire, wet or hot environments.
- Adapter shall be installed near the equipment and shall be easily accessible.
- Do not install in a compartment smaller than 43 inches by 12 inches by 12 inches.
- The maximum distance to the receptacle is determined by the length of adapter cord.
- Only use the control provided with or specified by these instructions to control this device.
- Switch off the power supply to the device and allow sufficient time for it to cool before handling it.
- Suitable for dry and damp locations, keep the device away from water, fire, wet or hot environments.
- Route and secure cords so that they will not be pinched or damaged when the cabinet is pushed to the wall.
- Do not use damaged charger to charge the device. Do not use any other charger than those recommended.
- Avoid placing controller box in areas surrounded by metal or near other devices designed to receive or transmit radio signals.
- Position the portable cabinet light with respect to the cabinet so the lamp replacement markings are able to be read during replacing;
- Please disconnect this strip from AC outlet before cleaning. Do not use liquid or detergent to clean the product. Only use a dry cloth. Drop or fall could cause injury.
-  Use only power supplies which are provided by manufacture and in the original packing of this product, if you have any questions, please don't

hesitate to contact us.

- The National Electrical Code (NEC) does not permit cords to be concealed where damage to insulation may go unnoticed. To prevent fire danger, do not run cord behind walls, ceilings, soffits, or cabinets where it may be inaccessible for examination. Cords should be visually examined periodically and immediately replaced when any damage is noted.

Please read and follow the above safety information when operating the device. We cannot guarantee that no accidents or damage will occur due to improper use of the device. Please use this product with care and operate at your own risk.

Explanation of the symbols on the product label

Symbol	Explanation
	AC voltage
	DC voltage
	Indoor use only
	RECYCLING This product bears the selective sorting symbol for Waste electrical and electronic equipment (WEEE). This means that this product must be handled pursuant to European directive 2012/19/EU in order to be recycled or dismantled to minimize its impact on the environment. User has the choice to give his product to a competent recycling organization or to the retailer when he buys a new electrical or electronic equipment.