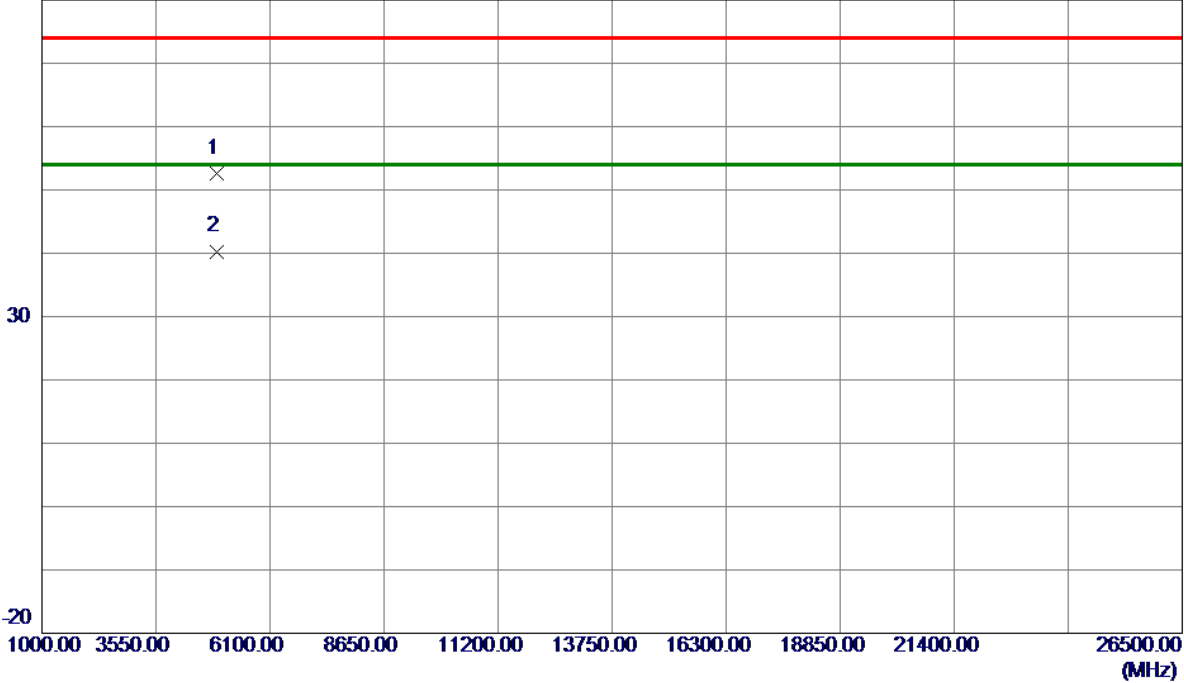


Test Mode: TX N-40M Mode 2452 MHz

Vertical

80 dBuV/m



No.	Freq. MHz	Reading Level dBuV/m	Correct Factor dB	Measure ment dBuV/m	Limit dBuV/m	Margin dB	Detector	Comment
1	4896.4500	44.57	7.98	52.55	74.00	-21.45	Peak	
2 *	4904.0250	32.29	8.01	40.30	54.00	-13.70	AVG	

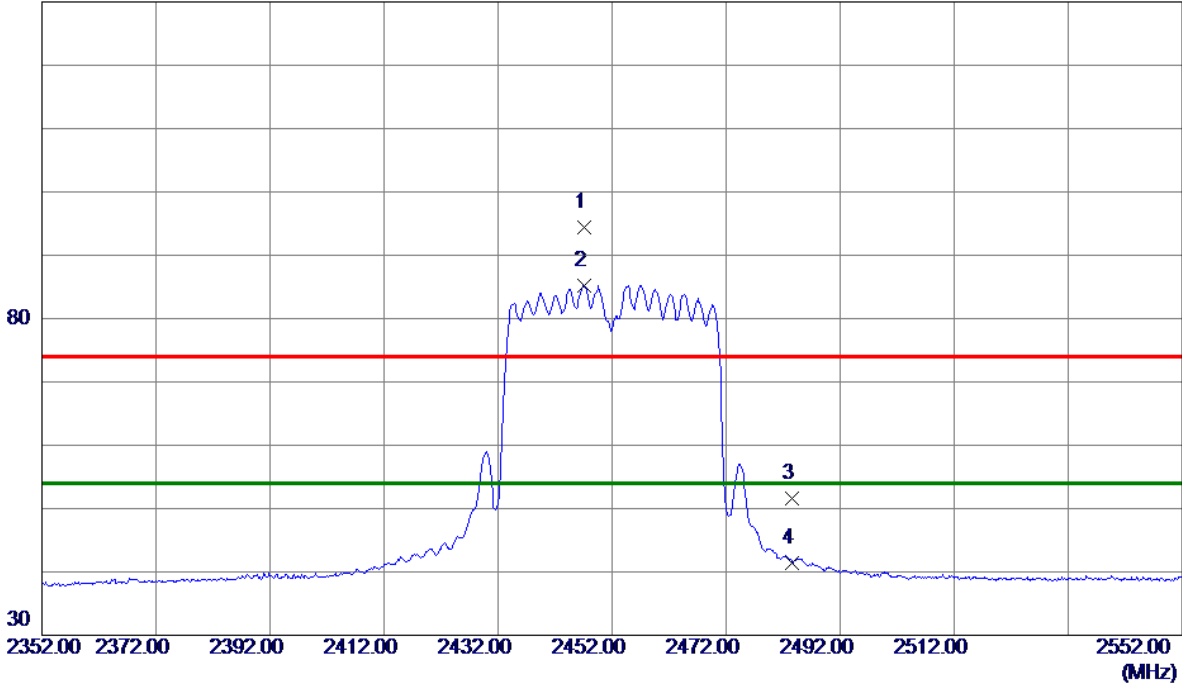
REMARKS:

- (1) Measurement Value = Reading Level + Correct Factor.
- (2) Margin Level = Measurement Value - Limit Value.

Test Mode: TX N-40M Mode 2452 MHz

Horizontal

130 dBuV/m



No.	Freq. MHz	Reading Level dBuV/m	Correct Factor dB	Measure ment dBuV/m	Limit dBuV/m	Margin dB	Detector	Comment
1	2447.1000	84.31	10.16	94.47	74.00	20.47	Peak	No Limit
2 *	2447.2000	75.09	10.16	85.25	54.00	31.25	AVG	No Limit
3	2483.5000	41.25	10.30	51.55	74.00	-22.45	Peak	
4	2483.5000	31.15	10.30	41.45	54.00	-12.55	AVG	

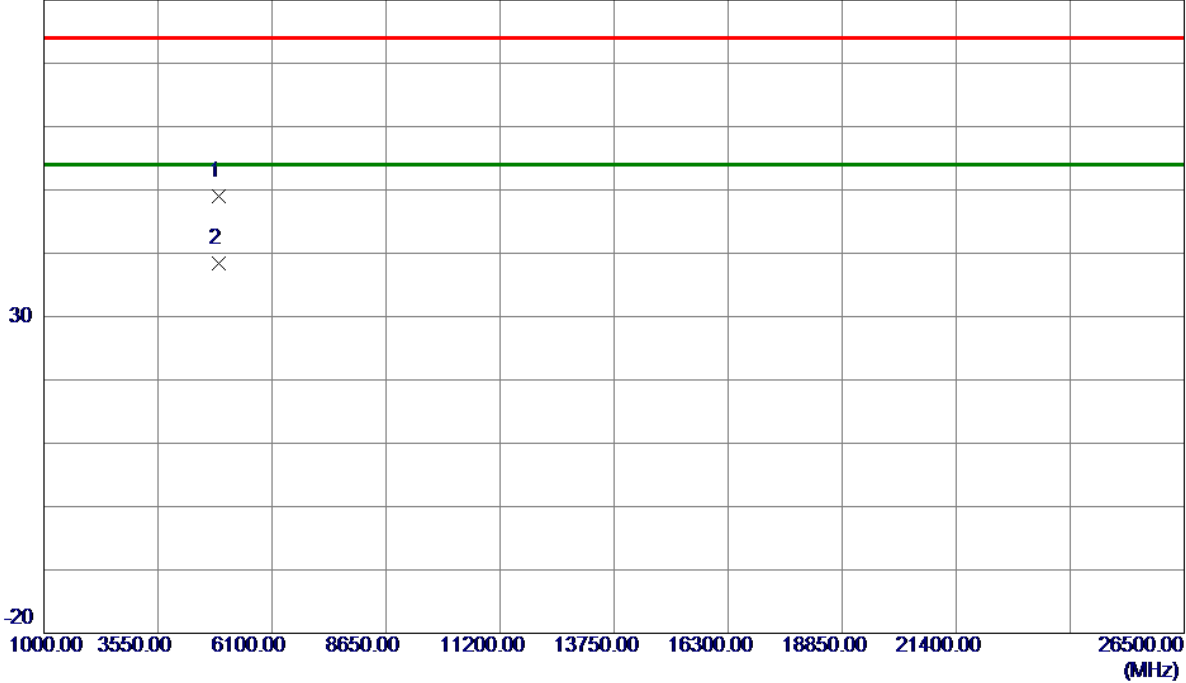
REMARKS:

- (1) Measurement Value = Reading Level + Correct Factor.
- (2) Margin Level = Measurement Value - Limit Value.

Test Mode: TX N-40M Mode 2452 MHz

Horizontal

80 dBuV/m



No.	Freq. MHz	Reading Level dBuV/m	Correct Factor dB	Measure ment dBuV/m	Limit dBuV/m	Margin dB	Detector	Comment
1	4899.0299	40.98	7.99	48.97	74.00	-25.03	Peak	
2 *	4904.1900	30.47	8.02	38.49	54.00	-15.51	AVG	

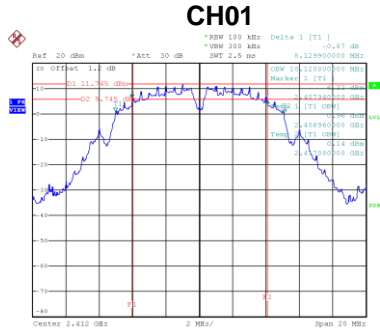
REMARKS:

- (1) Measurement Value = Reading Level + Correct Factor.
- (2) Margin Level = Measurement Value - Limit Value.

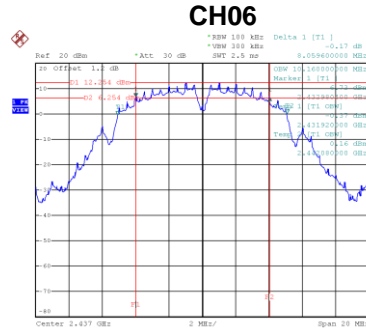
APPENDIX E - BANDWIDTH

Test Mode	TX B Mode
-----------	-----------

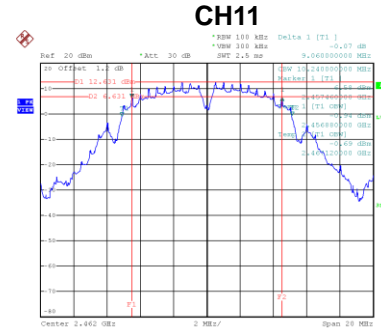
Channel	Frequency (MHz)	6 dB Bandwidth (MHz)	6 dB Bandwidth Min. Limit (kHz)	Result
01	2412	8.13	500	Complies
06	2437	8.06	500	Complies
11	2462	9.06	500	Complies



Date: 6.DEC.2019 10:19:31

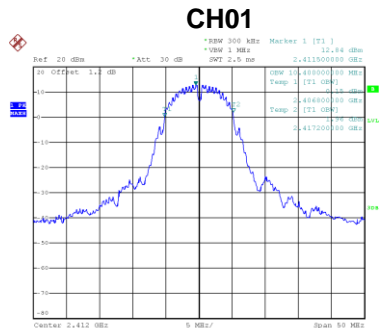


Date: 6.DEC.2019 10:23:33

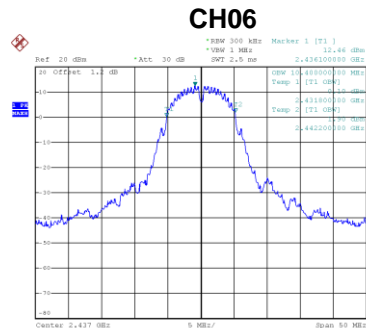


Date: 6.DEC.2019 10:38:13

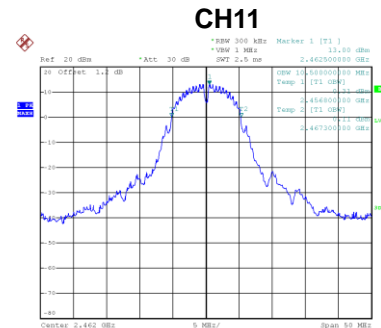
Channel	Frequency (MHz)	99 % Emission Bandwidth (MHz)	Result
01	2412	10.40	Complies
06	2437	10.40	Complies
11	2462	10.50	Complies



Date: 6.DEC.2019 10:35:13



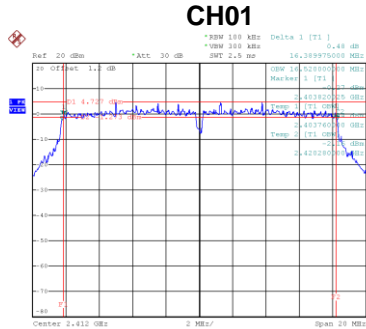
Date: 6.DEC.2019 10:36:10



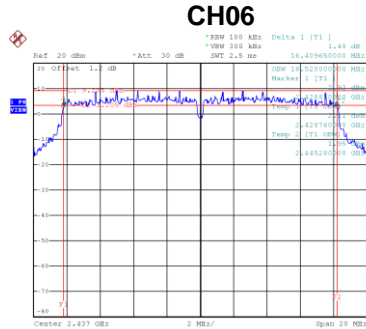
Date: 6.DEC.2019 10:39:06

Test Mode	TX G Mode
-----------	-----------

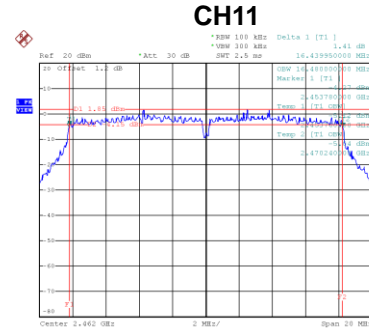
Channel	Frequency (MHz)	6 dB Bandwidth (MHz)	6 dB Bandwidth Min. Limit (kHz)	Result
01	2412	16.39	500	Complies
06	2437	16.41	500	Complies
11	2462	16.44	500	Complies



Date: 6.DEC.2019 10:43:00

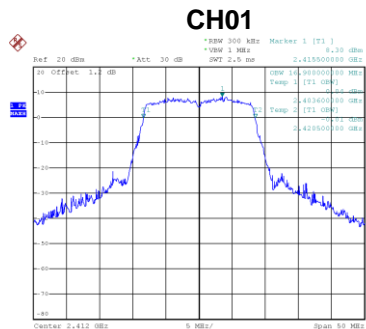


Date: 6.DEC.2019 10:46:27

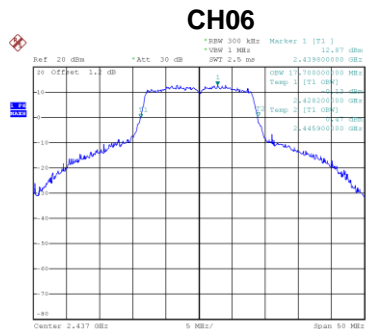


Date: 6.DEC.2019 10:49:21

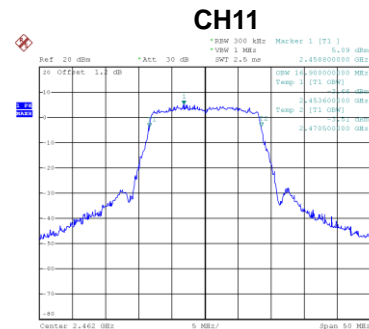
Channel	Frequency (MHz)	99 % Emission Bandwidth (MHz)	Result
01	2412	16.90	Complies
06	2437	17.70	Complies
11	2462	16.90	Complies



Date: 6.DEC.2019 10:42:24



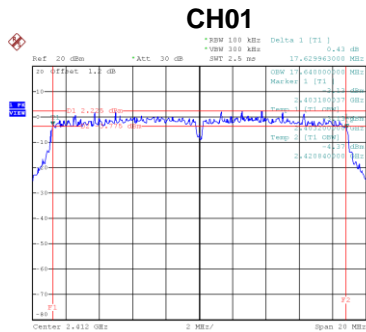
Date: 6.DEC.2019 10:47:56



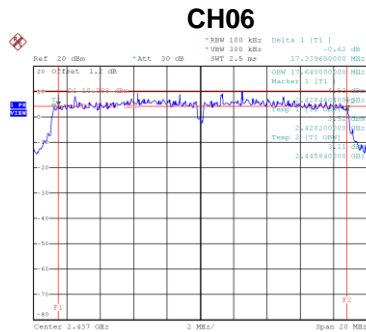
Date: 6.DEC.2019 10:50:35

Test Mode	TX N-20M Mode
-----------	---------------

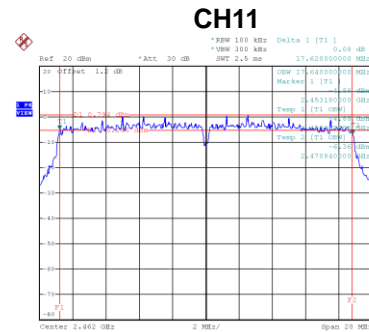
Channel	Frequency (MHz)	6 dB Bandwidth (MHz)	6 dB Bandwidth Min. Limit (kHz)	Result
01	2412	17.63	500	Complies
06	2437	17.34	500	Complies
11	2462	17.62	500	Complies



Date: 6.DEC.2019 10:52:10

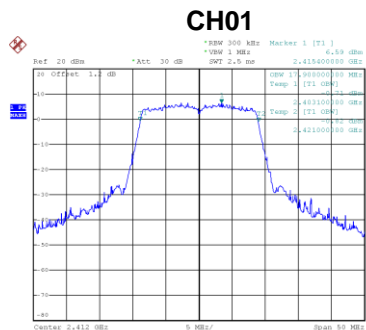


Date: 6.DEC.2019 10:58:32

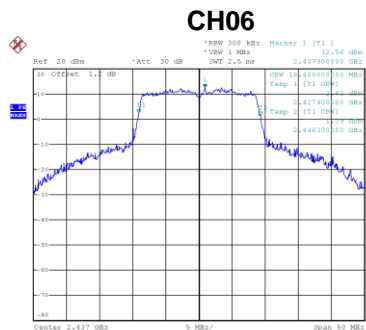


Date: 6.DEC.2019 11:01:27

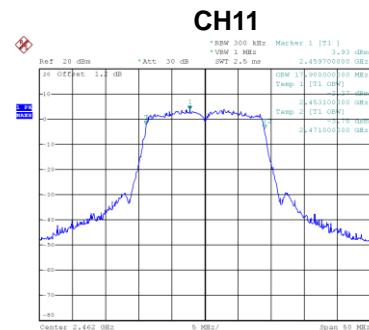
Channel	Frequency (MHz)	99 % Emission Bandwidth (MHz)	Result
01	2412	17.90	Complies
06	2437	18.40	Complies
11	2462	17.90	Complies



Date: 6.DEC.2019 10:51:42



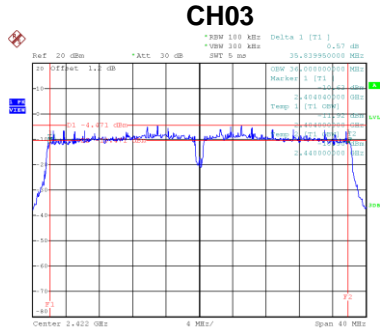
Date: 6.DEC.2019 11:00:05



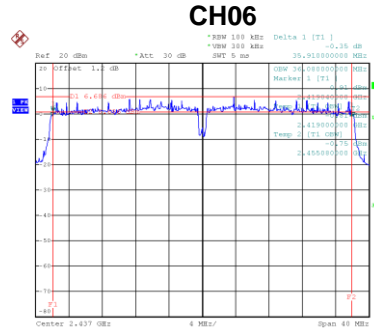
Date: 6.DEC.2019 11:00:59

Test Mode	TX N-40M Mode
-----------	---------------

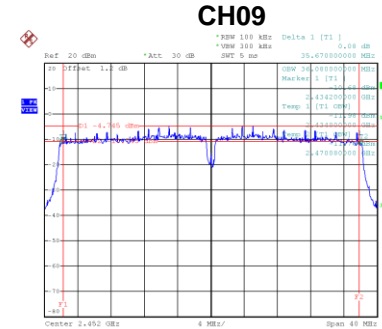
Channel	Frequency (MHz)	6 dB Bandwidth (MHz)	6 dB Bandwidth Min. Limit (kHz)	Result
03	2422	35.84	500	Complies
06	2437	35.91	500	Complies
09	2452	35.67	500	Complies



Date: 6.DEC.2019 13:57:13

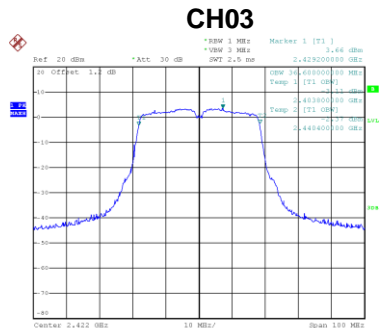


Date: 6.DEC.2019 14:02:26

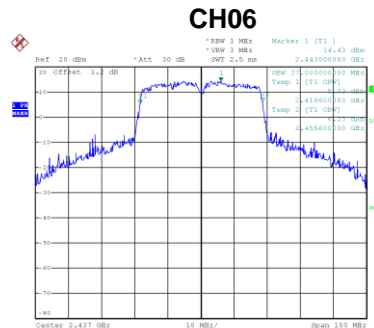


Date: 6.DEC.2019 11:45:16

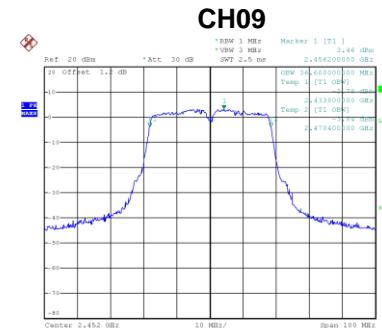
Channel	Frequency (MHz)	99 % Emission Bandwidth (MHz)	Result
03	2422	36.60	Complies
06	2437	37.00	Complies
09	2452	36.60	Complies



Date: 6.DEC.2019 13:58:56



Date: 6.DEC.2019 14:02:00



Date: 6.DEC.2019 14:04:52

APPENDIX F - MAXIMUM AVERAGE OUTPUT POWER

Test Mode	TX B Mode_Ant. 1
-----------	------------------

Channel	Frequency (MHz)	AVG Output Power (dBm)	Duty Factor	AVG Power + Duty Factor (dBm)	Max. Limit (dBm)	Max. Limit (W)	Result
01	2412	20.54	0.21	20.75	30.00	1.0000	Complies
06	2437	20.87	0.21	21.08	30.00	1.0000	Complies
11	2462	22.02	0.21	22.23	30.00	1.0000	Complies

Test Mode	TX G Mode_Ant. 1
-----------	------------------

Channel	Frequency (MHz)	AVG Output Power (dBm)	Duty Factor	AVG Output Power + Duty Factor (dBm)	Max. Limit (dBm)	Max. Limit (W)	Result
01	2412	16.03	0.23	16.26	30.00	1.0000	Complies
06	2437	19.88	0.23	20.11	30.00	1.0000	Complies
11	2462	16.49	0.23	16.72	30.00	1.0000	Complies

Test Mode	TX G Mode_Ant. 2
-----------	------------------

Channel	Frequency (MHz)	AVG Output Power (dBm)	Duty Factor	AVG Output Power + Duty Factor (dBm)	Max. Limit (dBm)	Max. Limit (W)	Result
01	2412	15.95	0.23	16.18	30.00	1.0000	Complies
06	2437	19.73	0.23	19.96	30.00	1.0000	Complies
11	2462	16.27	0.23	16.50	30.00	1.0000	Complies

Test Mode	TX G Mode_Total
-----------	-----------------

Channel	Frequency (MHz)	AVG Output Power (dBm)	Max. Limit (dBm)	Max. Limit (W)	Result
01	2412	19.23	30.00	1.0000	Complies
06	2437	23.05	30.00	1.0000	Complies
11	2462	19.62	30.00	1.0000	Complies

Test Mode	TX N-20M Mode_Ant. 1
-----------	----------------------

Channel	Frequency (MHz)	AVG Output Power (dBm)	Duty Factor	Output Power + Duty Factor (dBm)	Max. Limit (dBm)	Max. Limit (W)	Result
01	2412	15.26	0.25	15.51	30.00	1.0000	Complies
06	2437	19.97	0.25	20.22	30.00	1.0000	Complies
11	2462	15.34	0.25	15.59	30.00	1.0000	Complies

Test Mode	TX N-20M Mode_Ant. 2
-----------	----------------------

Channel	Frequency (MHz)	AVG Output Power (dBm)	Duty Factor	Output Power + Duty Factor (dBm)	Max. Limit (dBm)	Max. Limit (W)	Result
01	2412	15.18	0.25	15.43	30.00	1.0000	Complies
06	2437	19.84	0.25	20.09	30.00	1.0000	Complies
11	2462	15.41	0.25	15.66	30.00	1.0000	Complies

Test Mode	TX N-20M Mode_Total
-----------	---------------------

Channel	Frequency (MHz)	AVG Output Power (dBm)	Max. Limit (dBm)	Max. Limit (W)	Result
01	2412	18.48	30.00	1.0000	Complies
06	2437	23.16	30.00	1.0000	Complies
11	2462	18.63	30.00	1.0000	Complies

Test Mode	TX N-40M Mode_Ant. 1
-----------	----------------------

Channel	Frequency (MHz)	AVG Output Power (dBm)	Duty Factor	Output Power + Duty Factor (dBm)	Max. Limit (dBm)	Max. Limit (W)	Result
03	2422	10.97	0.57	11.54	30.00	1.0000	Complies
06	2437	14.35	0.57	14.92	30.00	1.0000	Complies
09	2452	10.87	0.57	11.44	30.00	1.0000	Complies

Test Mode	TX N-40M Mode_Ant. 2
-----------	----------------------

Channel	Frequency (MHz)	AVG Output Power (dBm)	Duty Factor	Output Power + Duty Factor (dBm)	Max. Limit (dBm)	Max. Limit (W)	Result
03	2422	10.88	0.57	11.45	30.00	1.0000	Complies
06	2437	13.84	0.57	14.41	30.00	1.0000	Complies
09	2452	10.65	0.57	11.22	30.00	1.0000	Complies

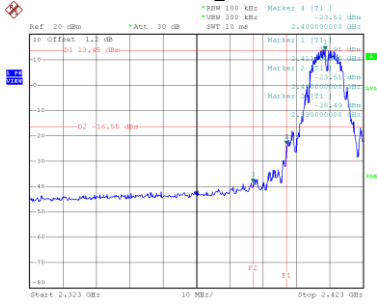
Test Mode	TX N-40M Mode_Total
-----------	---------------------

Channel	Frequency (MHz)	AVG Output Power (dBm)	Max. Limit (dBm)	Max. Limit (W)	Result
03	2422	14.51	30.00	1.0000	Complies
06	2437	17.69	30.00	1.0000	Complies
09	2452	14.35	30.00	1.0000	Complies

APPENDIX G - CONDUCTED SPURIOUS EMISSIONS

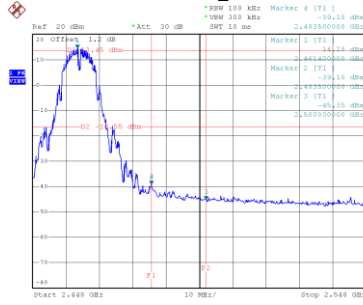
Test Mode TX B Mode

Bandedge-CH01



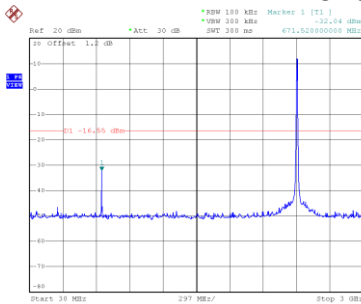
Date: 27.DEC.2019 15:31:55

Bandedge-CH11

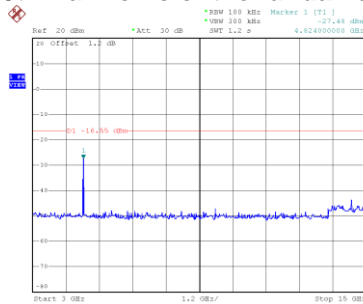


Date: 27.DEC.2019 15:37:03

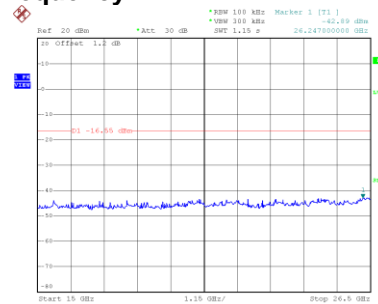
CH01 – 10th Harmonic of the fundamental frequency



Date: 27.DEC.2019 15:32:35

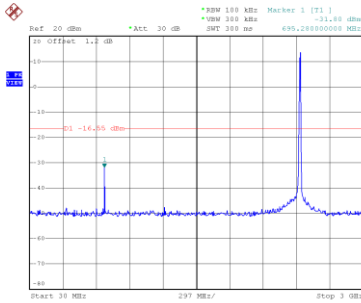


Date: 27.DEC.2019 15:32:54

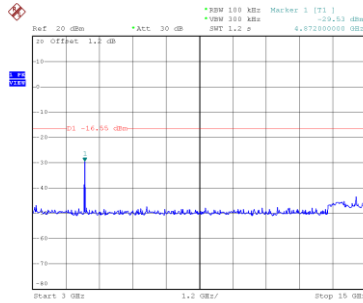


Date: 27.DEC.2019 15:33:45

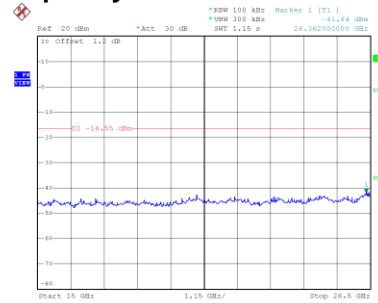
CH06 – 10th Harmonic of the fundamental frequency



Date: 27.DEC.2019 15:25:26

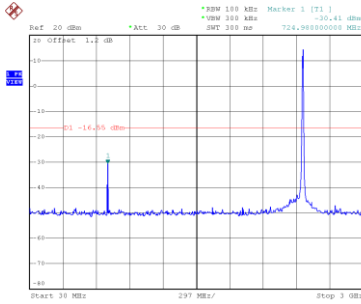


Date: 27.DEC.2019 15:26:06

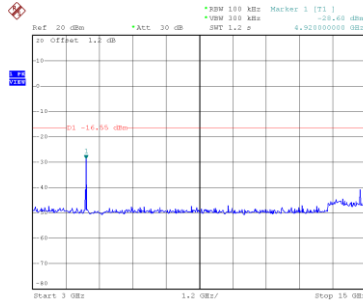


Date: 27.DEC.2019 15:27:05

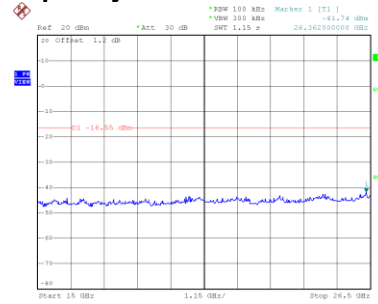
CH11 – 10th Harmonic of the fundamental frequency



Date: 27.DEC.2019 15:37:55



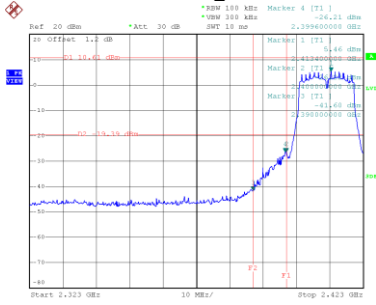
Date: 27.DEC.2019 15:38:41



Date: 27.DEC.2019 15:39:40

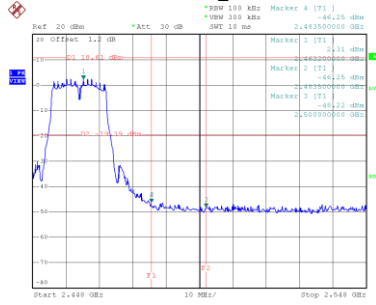
Test Mode TX G Mode_Ant. 1

Bandedge-CH01



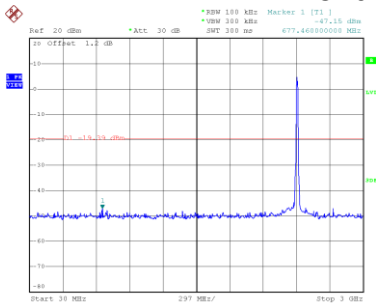
Date: 27.DEC.2019 15:53:21

Bandedge-CH11

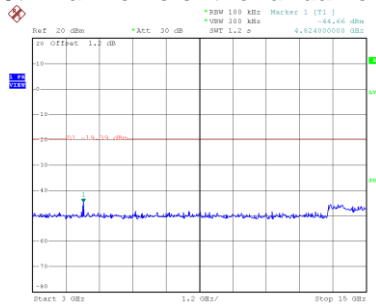


Date: 27.DEC.2019 15:58:48

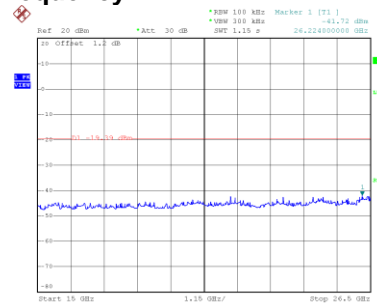
CH01 – 10th Harmonic of the fundamental frequency



Date: 27.DEC.2019 15:54:11

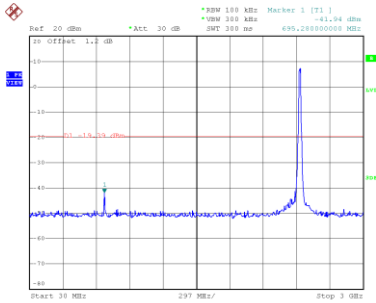


Date: 27.DEC.2019 15:54:37

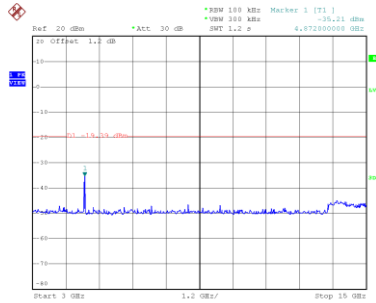


Date: 27.DEC.2019 15:55:28

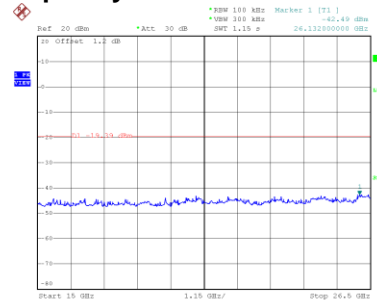
CH06 – 10th Harmonic of the fundamental frequency



Date: 27.DEC.2019 15:48:13

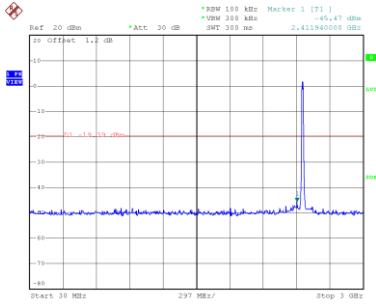


Date: 27.DEC.2019 15:48:56

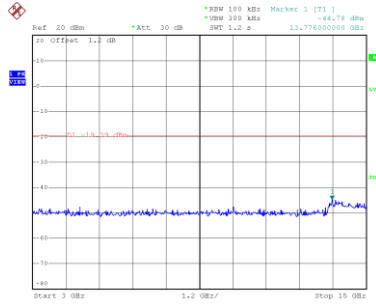


Date: 27.DEC.2019 15:49:47

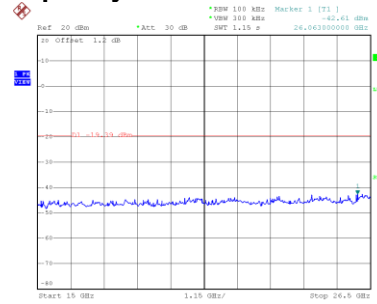
CH11 – 10th Harmonic of the fundamental frequency



Date: 27.DEC.2019 15:59:37



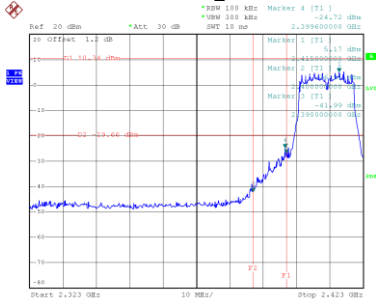
Date: 27.DEC.2019 15:59:57



Date: 27.DEC.2019 16:01:06

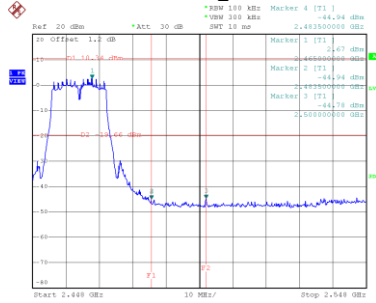
Test Mode TX G Mode_Ant. 2

Bandedge-CH01



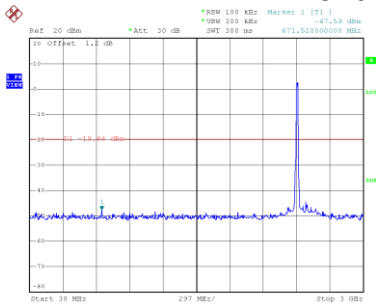
Date: 27.DEC.2019 16:08:41

Bandedge-CH11

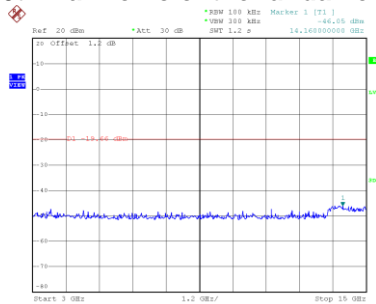


Date: 27.DEC.2019 16:12:52

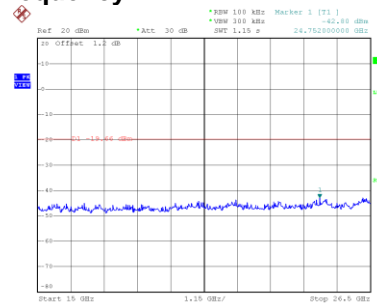
CH01 – 10th Harmonic of the fundamental frequency



Date: 27.DEC.2019 16:09:42

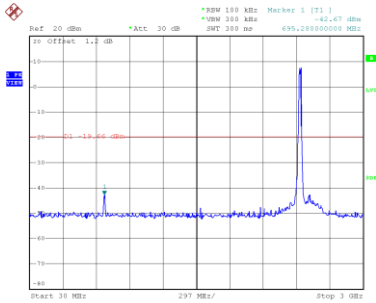


Date: 27.DEC.2019 16:10:05

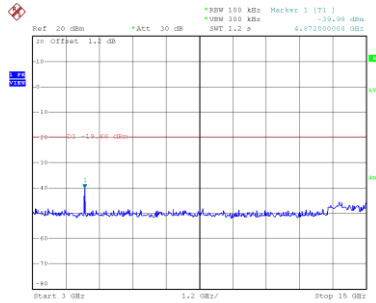


Date: 27.DEC.2019 16:10:23

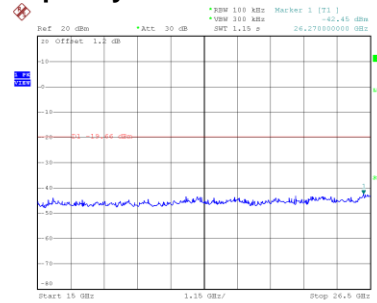
CH06 – 10th Harmonic of the fundamental frequency



Date: 27.DEC.2019 16:05:47

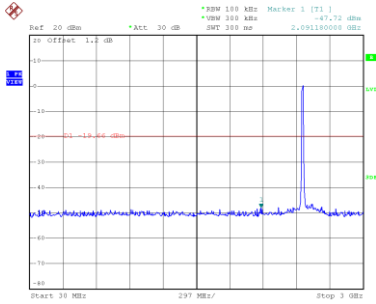


Date: 27.DEC.2019 16:06:03

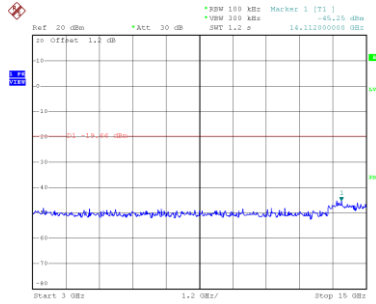


Date: 27.DEC.2019 16:06:41

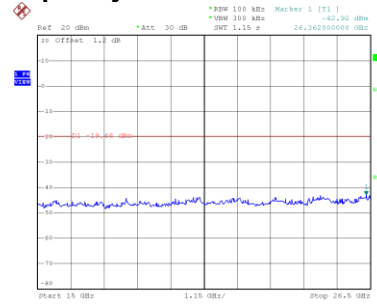
CH11 – 10th Harmonic of the fundamental frequency



Date: 27.DEC.2019 16:13:28



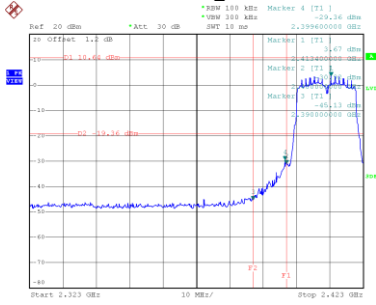
Date: 27.DEC.2019 16:16:30



Date: 27.DEC.2019 16:17:01

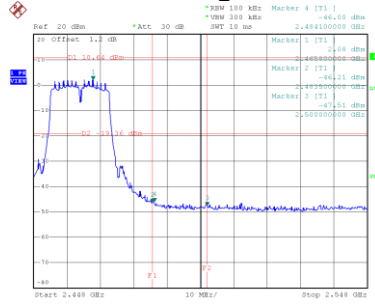
Test Mode TX N-20M Mode_Ant. 1

Bandedge-CH01



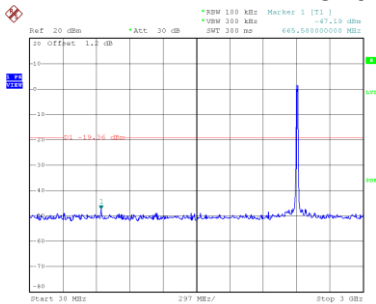
Date: 27.DEC.2019 16:26:54

Bandedge-CH11

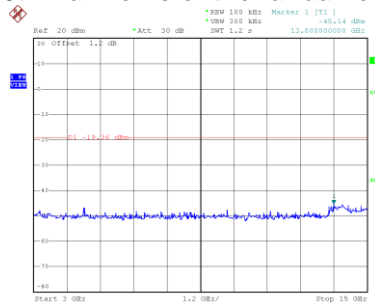


Date: 27.DEC.2019 16:30:30

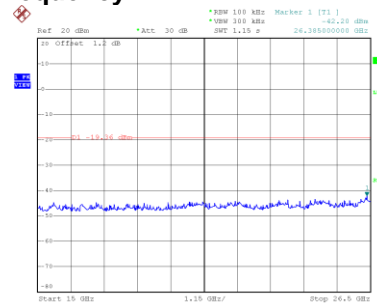
CH01 – 10th Harmonic of the fundamental frequency



Date: 27.DEC.2019 16:27:35

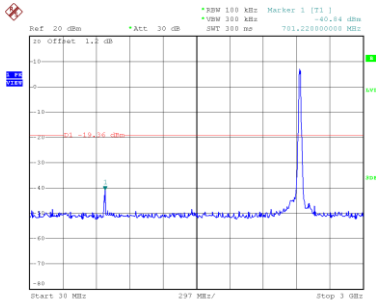


Date: 27.DEC.2019 16:27:58

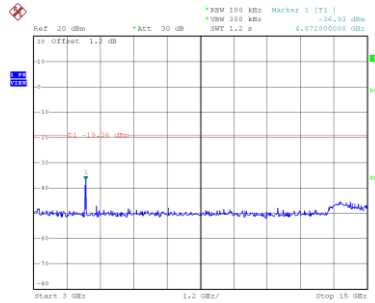


Date: 27.DEC.2019 16:28:30

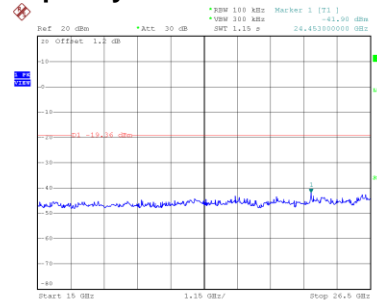
CH06 – 10th Harmonic of the fundamental frequency



Date: 27.DEC.2019 16:23:26

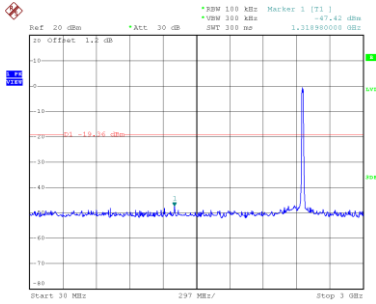


Date: 27.DEC.2019 16:24:04

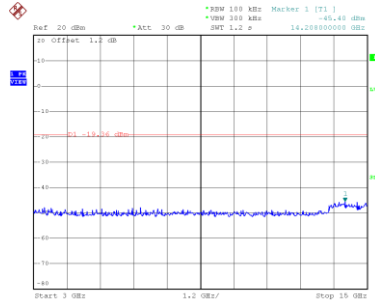


Date: 27.DEC.2019 16:24:38

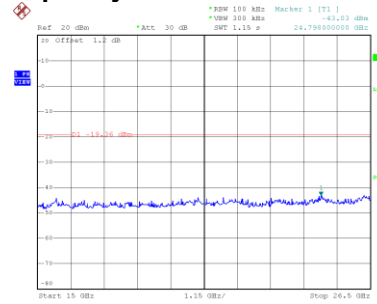
CH11 – 10th Harmonic of the fundamental frequency



Date: 27.DEC.2019 16:31:10



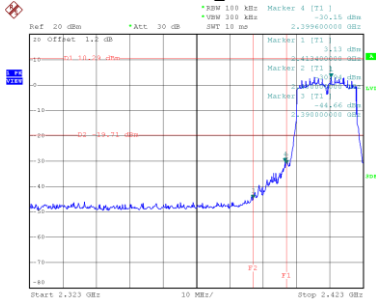
Date: 27.DEC.2019 16:31:29



Date: 27.DEC.2019 16:31:54

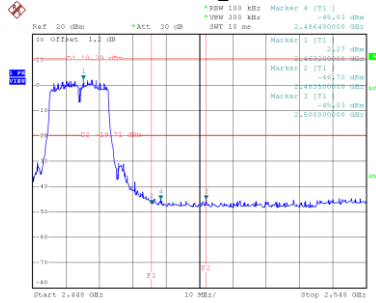
Test Mode TX N-20M Mode_Ant. 2

Bandedge-CH01



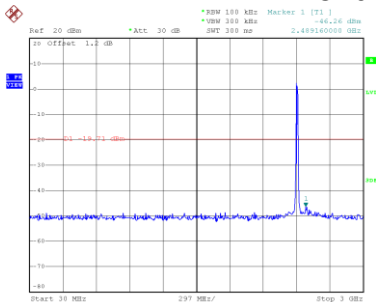
Date: 27.DEC.2019 16:42:43

Bandedge-CH11

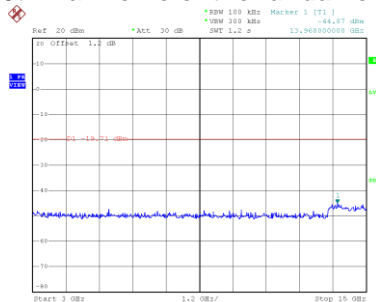


Date: 27.DEC.2019 16:46:16

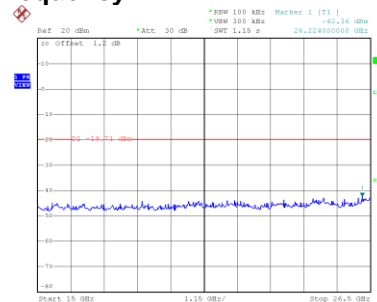
CH01 – 10th Harmonic of the fundamental frequency



Date: 27.DEC.2019 16:43:20

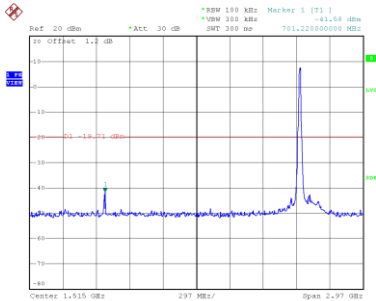


Date: 27.DEC.2019 16:43:45

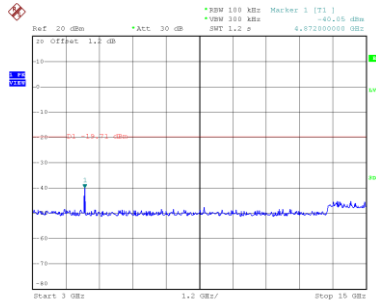


Date: 27.DEC.2019 16:44:13

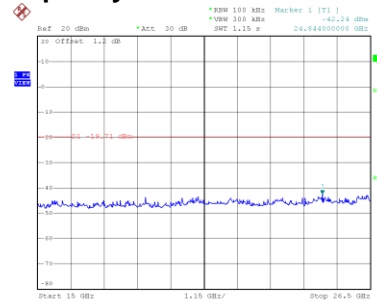
CH06 – 10th Harmonic of the fundamental frequency



Date: 27.DEC.2019 16:39:54

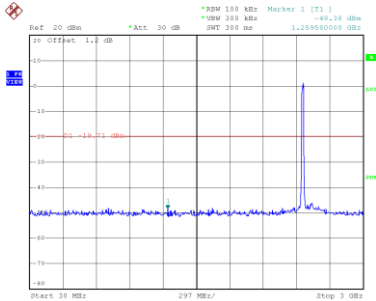


Date: 27.DEC.2019 16:40:20

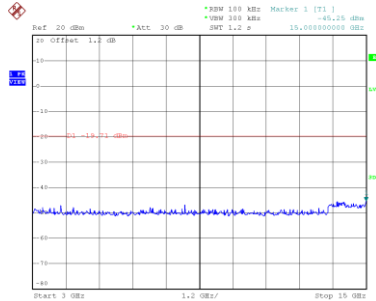


Date: 27.DEC.2019 16:40:46

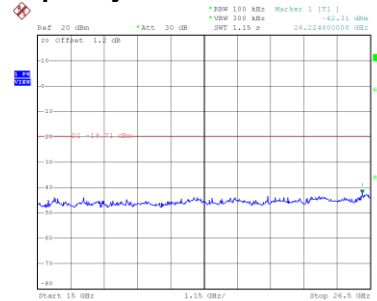
CH11 – 10th Harmonic of the fundamental frequency



Date: 27.DEC.2019 16:46:49



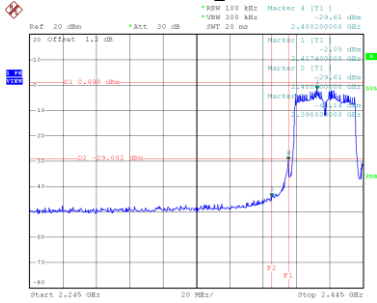
Date: 27.DEC.2019 16:47:11



Date: 27.DEC.2019 16:47:47

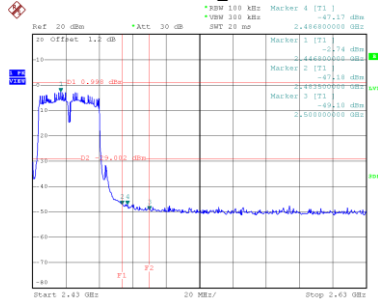
Test Mode TX N-40M Mode_Ant. 1

Bandedge-CH03



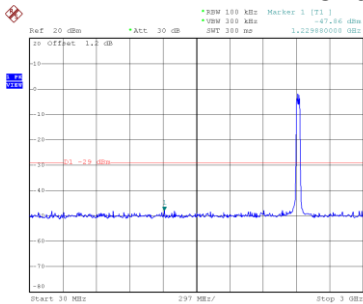
Date: 27.DEC.2019 09:48:46

Bandedge-CH09

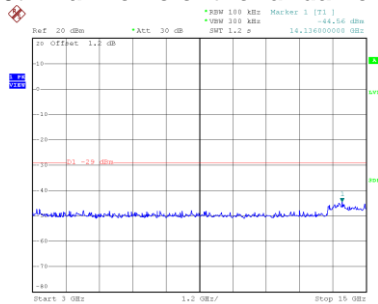


Date: 27.DEC.2019 09:56:26

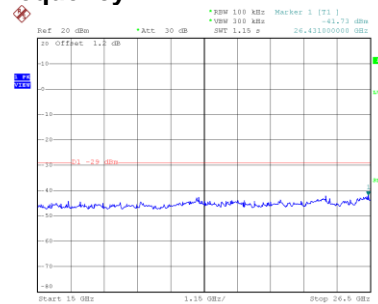
CH03 – 10th Harmonic of the fundamental frequency



Date: 27.DEC.2019 09:50:56

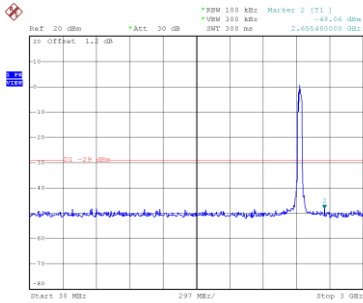


Date: 27.DEC.2019 09:51:54

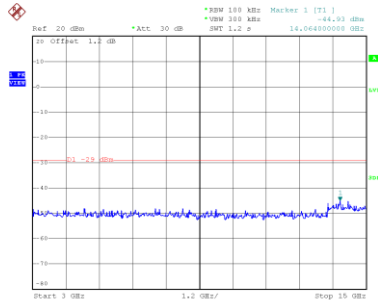


Date: 27.DEC.2019 09:52:53

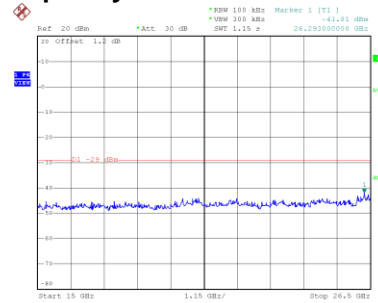
CH06 – 10th Harmonic of the fundamental frequency



Date: 27.DEC.2019 09:43:53

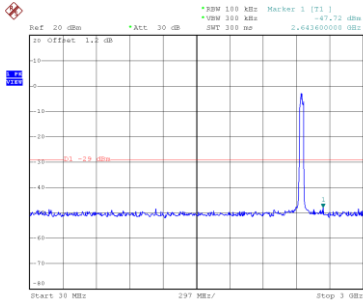


Date: 27.DEC.2019 09:44:02

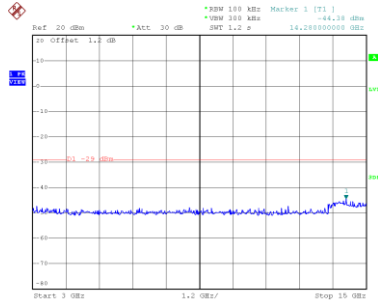


Date: 27.DEC.2019 09:44:10

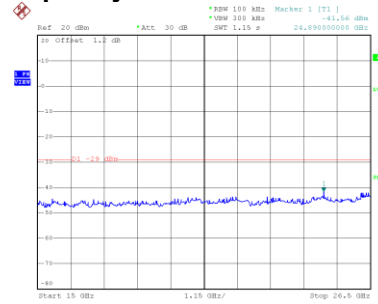
CH09 – 10th Harmonic of the fundamental frequency



Date: 27.DEC.2019 09:58:50



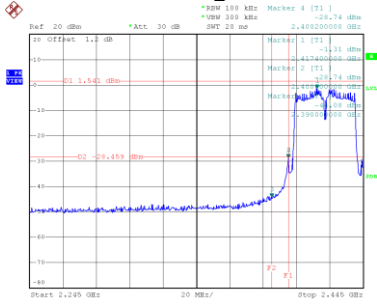
Date: 27.DEC.2019 09:59:23



Date: 27.DEC.2019 09:59:57

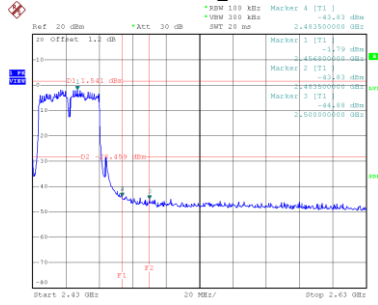
Test Mode TX N-40M Mode_Ant. 2

Bandedge-CH03



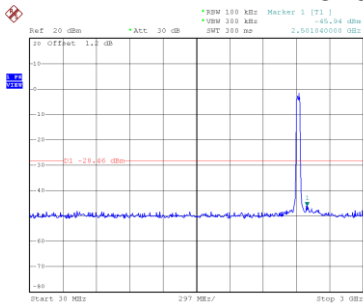
Date: 27.DEC.2019 10:13:25

Bandedge-CH09

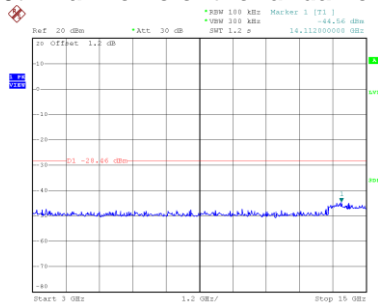


Date: 27.DEC.2019 10:22:47

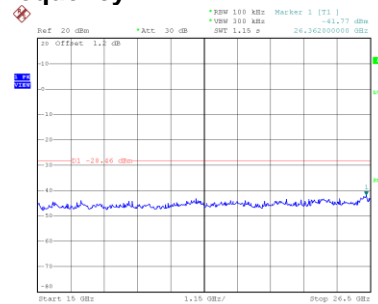
CH03 – 10th Harmonic of the fundamental frequency



Date: 27.DEC.2019 10:15:14

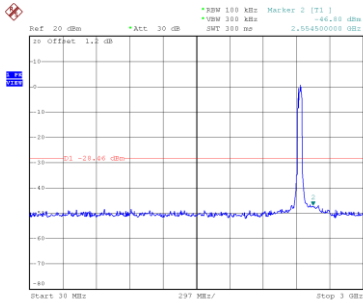


Date: 27.DEC.2019 10:16:04

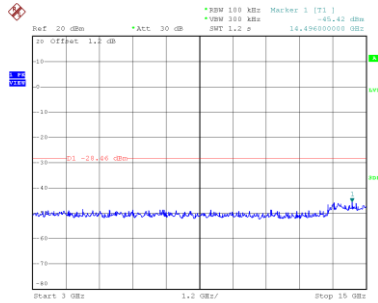


Date: 27.DEC.2019 10:18:46

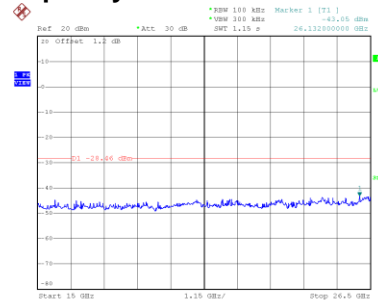
CH06 – 10th Harmonic of the fundamental frequency



Date: 27.DEC.2019 10:14:37

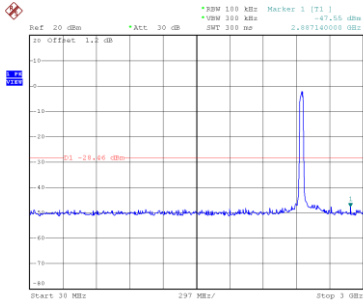


Date: 27.DEC.2019 10:14:46

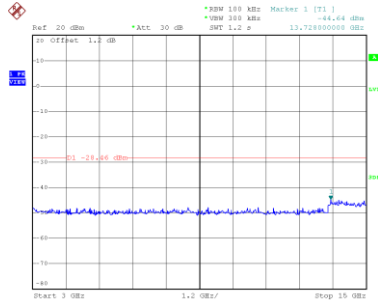


Date: 27.DEC.2019 10:14:56

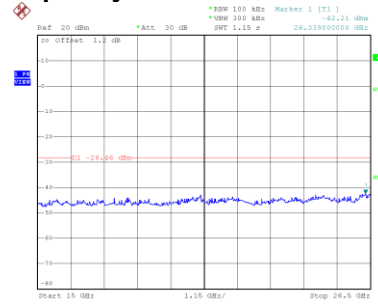
CH09 – 10th Harmonic of the fundamental frequency



Date: 27.DEC.2019 10:23:33



Date: 27.DEC.2019 10:24:20

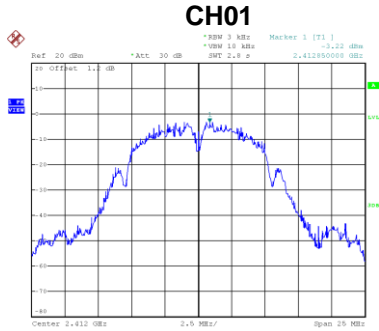


Date: 27.DEC.2019 10:25:08

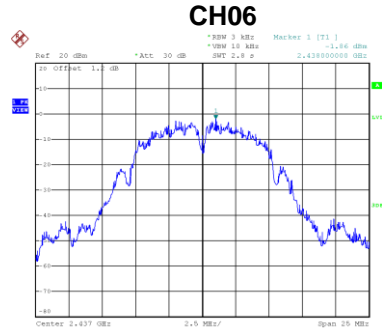
APPENDIX H - POWER SPECTRAL DENSITY

Test Mode	TX B Mode
-----------	-----------

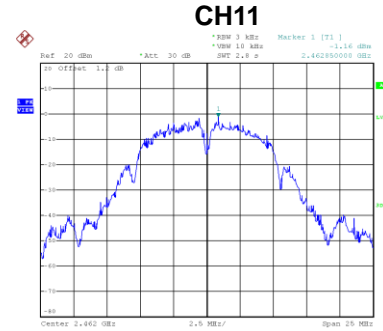
Channel	Frequency (MHz)	Power Spectral Density (dBm/3kHz)	Max. Limit (dBm/3kHz)	Result
01	2412	-3.22	8.00	Complies
06	2437	-1.86	8.00	Complies
11	2462	-1.16	8.00	Complies



Date: 6.DEC.2019 10:19:04



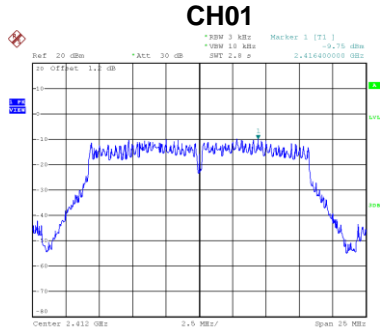
Date: 6.DEC.2019 10:23:08



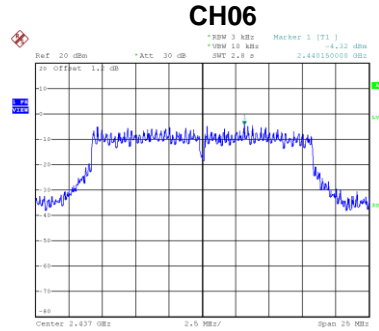
Date: 6.DEC.2019 10:37:44

Test Mode	TX G Mode_Ant. 1
-----------	------------------

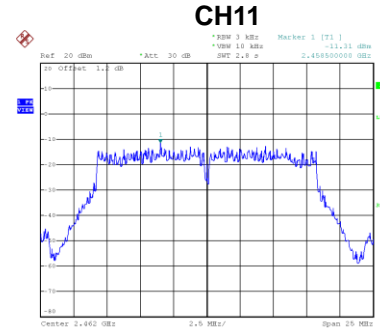
Channel	Frequency (MHz)	Power Spectral Density (dBm/3kHz)	Max. Limit (dBm/3kHz)	Result
01	2412	-9.75	7.17	Complies
06	2437	-4.32	7.17	Complies
11	2462	-11.31	7.17	Complies



Date: 6.DEC.2019 10:42:45



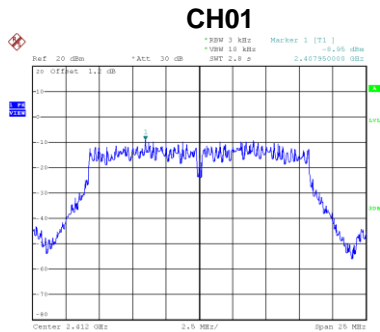
Date: 6.DEC.2019 14:07:17



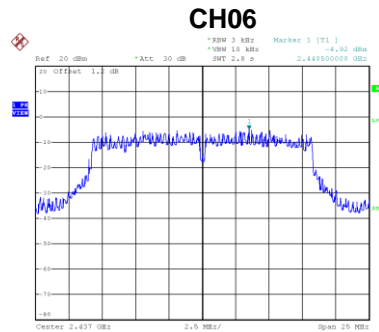
Date: 6.DEC.2019 10:49:07

Test Mode	TX G Mode_Ant. 2
-----------	------------------

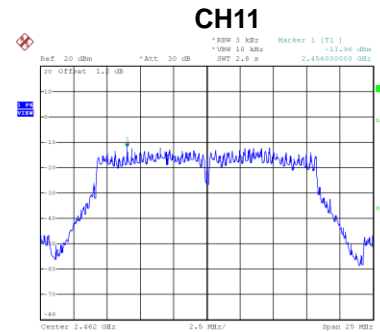
Channel	Frequency (MHz)	Power Spectral Density (dBm/3kHz)	Max. Limit (dBm/3kHz)	Result
01	2412	-8.95	7.17	Complies
06	2437	-4.92	7.17	Complies
11	2462	-11.96	7.17	Complies



Date: 6.DEC.2019 11:49:05



Date: 6.DEC.2019 11:51:18



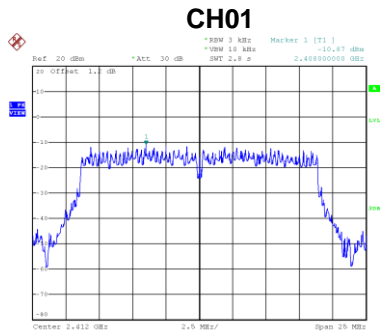
Date: 6.DEC.2019 11:54:18

Test Mode	TX G Mode_Total
-----------	-----------------

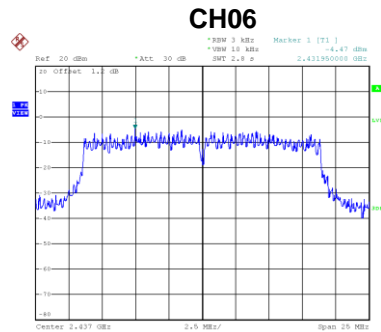
Channel	Frequency (MHz)	Power Spectral Density (dBm/3kHz)	Max. Limit (dBm/3kHz)	Result
01	2412	-6.32	7.17	Complies
06	2437	-1.60	7.17	Complies
11	2462	-8.61	7.17	Complies

Test Mode	TX N-20M Mode_Ant. 1
-----------	----------------------

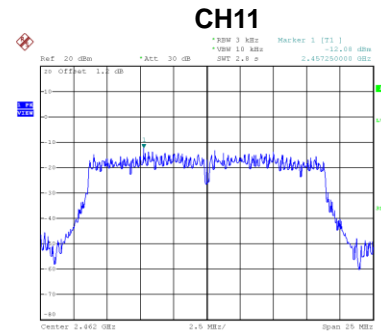
Channel	Frequency (MHz)	Power Spectral Density (dBm/3kHz)	Max. Limit (dBm/3kHz)	Result
01	2412	-10.87	7.17	Complies
06	2437	-4.47	7.17	Complies
11	2462	-12.08	7.17	Complies



Date: 6.DEC.2019 14:09:43



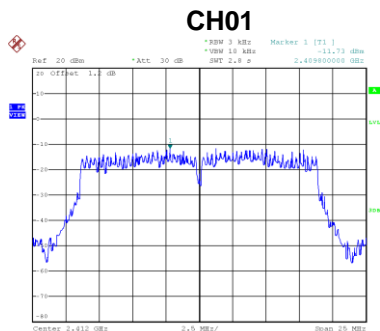
Date: 6.DEC.2019 10:58:19



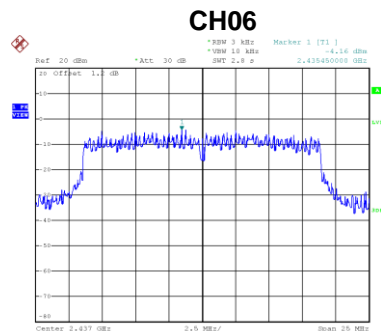
Date: 6.DEC.2019 14:11:49

Test Mode	TX N-20M Mode_Ant. 2
-----------	----------------------

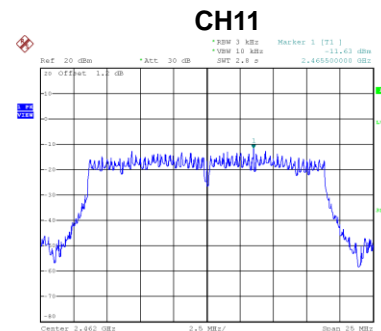
Channel	Frequency (MHz)	Power Spectral Density (dBm/3kHz)	Max. Limit (dBm/3kHz)	Result
01	2412	-11.73	7.17	Complies
06	2437	-4.16	7.17	Complies
11	2462	-11.63	7.17	Complies



Date: 6.DEC.2019 11:57:23



Date: 6.DEC.2019 14:19:20



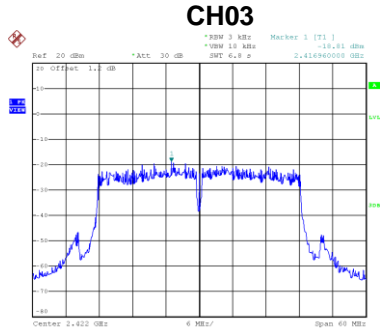
Date: 6.DEC.2019 13:41:28

Test Mode	TX N-20M Mode_Total
-----------	---------------------

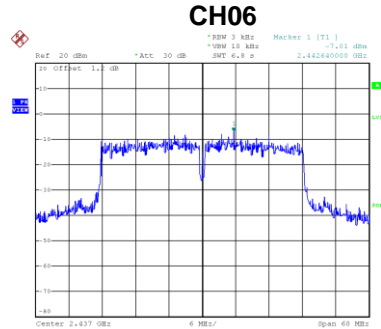
Channel	Frequency (MHz)	Power Spectral Density (dBm/3kHz)	Max. Limit (dBm/3kHz)	Result
01	2412	-8.27	7.17	Complies
06	2437	-1.30	7.17	Complies
11	2462	-8.84	7.17	Complies

Test Mode	TX N-40M Mode_Ant. 1
-----------	----------------------

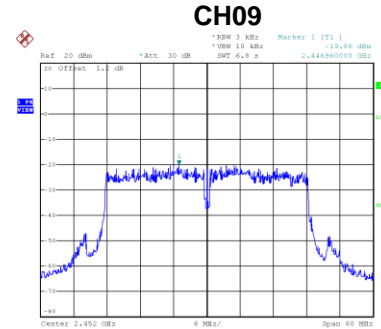
Channel	Frequency (MHz)	Power Spectral Density (dBm/3kHz)	Max. Limit (dBm/3kHz)	Result
03	2422	-18.81	7.17	Complies
06	2437	-7.01	7.17	Complies
09	2452	-19.86	7.17	Complies



Date: 6.DEC.2019 14:14:49



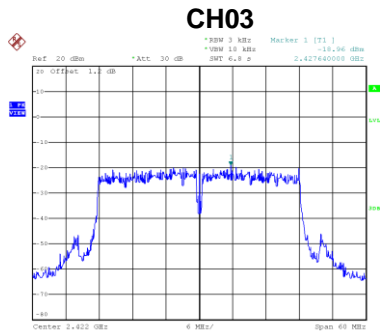
Date: 6.DEC.2019 14:03:17



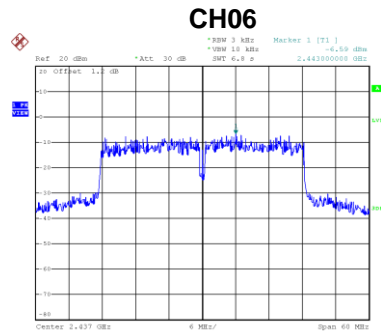
Date: 6.DEC.2019 11:45:03

Test Mode	TX N-40M Mode_Ant. 2
-----------	----------------------

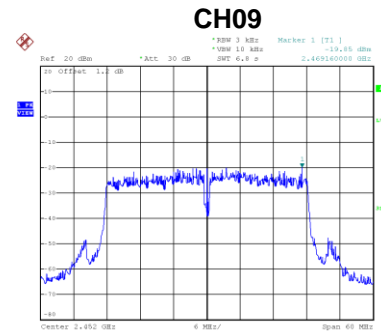
Channel	Frequency (MHz)	Power Spectral Density (dBm/3kHz)	Max. Limit (dBm/3kHz)	Result
03	2422	-18.96	7.17	Complies
06	2437	-6.59	7.17	Complies
09	2452	-19.85	7.17	Complies



Date: 6.DEC.2019 14:17:19



Date: 6.DEC.2019 13:49:34



Date: 6.DEC.2019 13:54:29

Test Mode	TX N-40M Mode_Total
-----------	---------------------

Channel	Frequency (MHz)	Power Spectral Density (dBm/3kHz)	Max. Limit (dBm/3kHz)	Result
03	2422	-15.87	7.17	Complies
06	2437	-3.78	7.17	Complies
09	2452	-16.84	7.17	Complies

End of Test Report