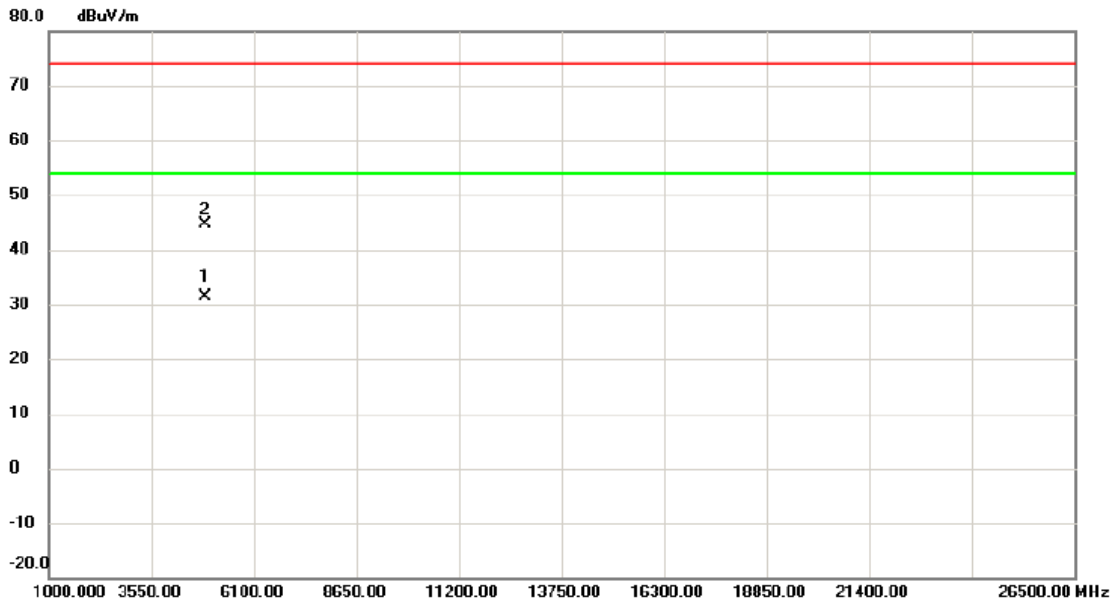


Test Mode: TX N-40M Mode 2447 MHz

### Horizontal



No.	Mk.	Freq. MHz	Reading Level dBuV	Correct Factor dB	Measure- ment dBuV/m	Limit dBuV/m	Margin dB	Detector	Comment
1	*	4894.033	23.32	8.13	31.45	54.00	-22.55	AVG	
2		4895.375	36.37	8.14	44.51	74.00	-29.49	peak	

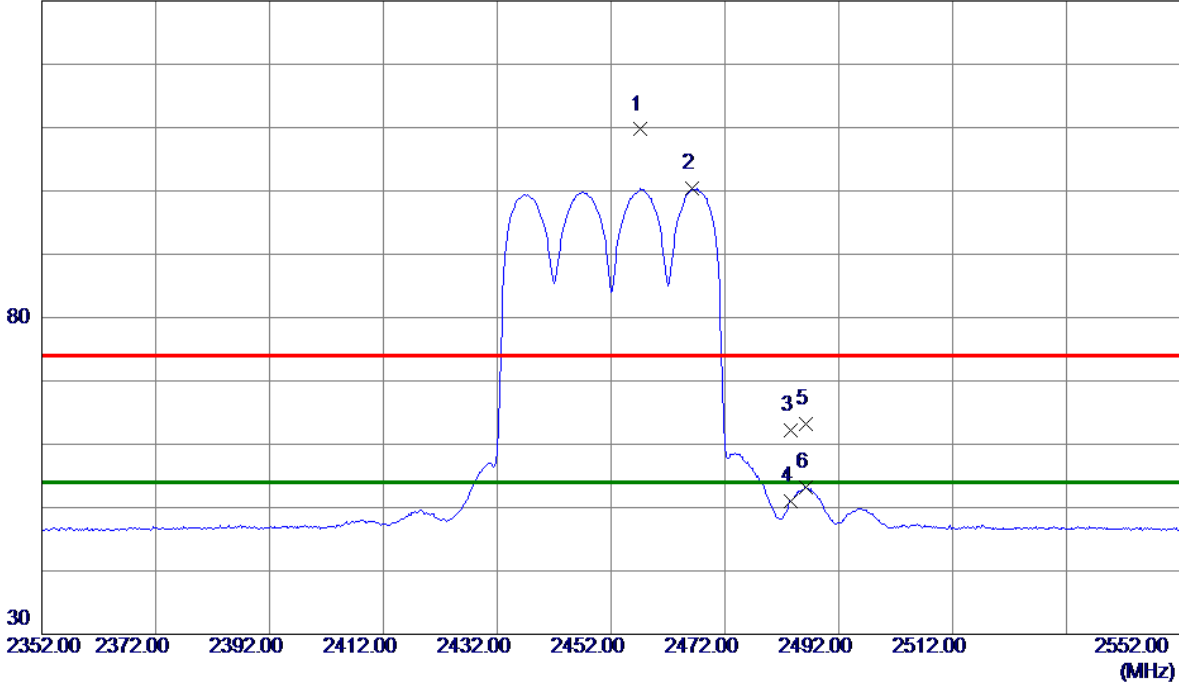
**REMARKS:**

- (1) Measurement Value = Reading Level + Correct Factor.
- (2) Margin Level = Measurement Value - Limit Value.

Test Mode: TX N-40M Mode 2452 MHz

**Vertical**

130 dBuV/m



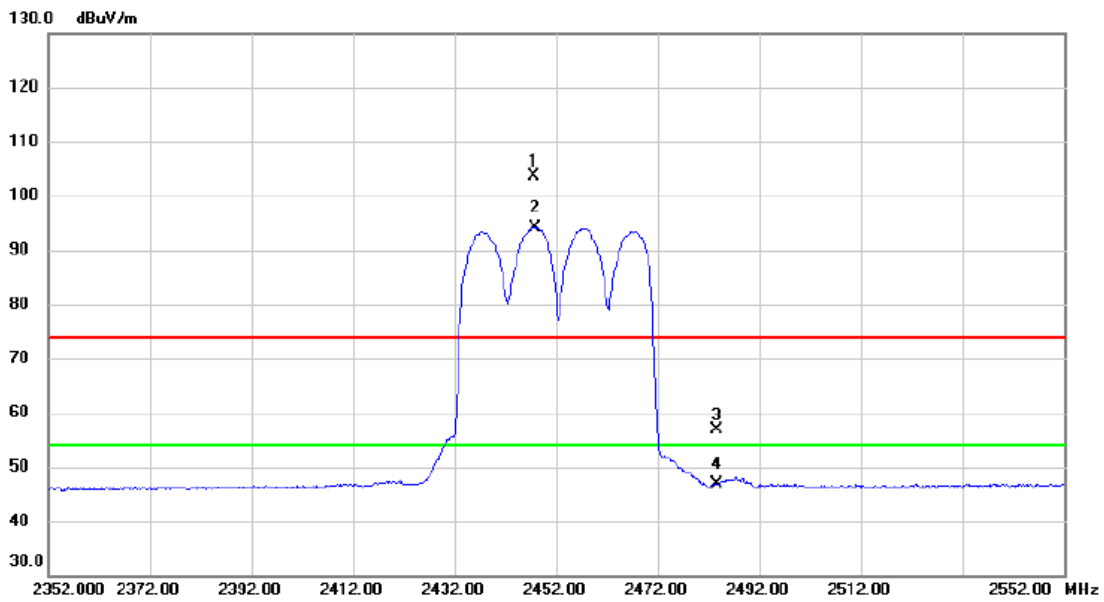
No.	Freq. MHz	Reading Level dBuV/m	Correct Factor dB	Measure ment dBuV/m	Limit dBuV/m	Margin dB	Detector	Comment
1	2457.2000	102.45	7.25	109.70	74.00	35.70	Peak	No Limit
2 *	2466.2000	93.09	7.25	100.34	54.00	46.34	AVG	No Limit
3	2483.5000	54.87	7.25	62.12	74.00	-11.88	Peak	
4	2483.5000	43.78	7.25	51.03	54.00	-2.97	AVG	
5	2486.2000	56.00	7.25	63.25	74.00	-10.75	Peak	
6	2486.2000	45.96	7.25	53.21	54.00	-0.79	AVG	

**REMARKS:**

- (1) Measurement Value = Reading Level + Correct Factor.
- (2) Margin Level = Measurement Value - Limit Value.

Test Mode: TX N-40M Mode 2452 MHz

### Horizontal



No.	Mk.	Freq. MHz	Reading Level dBuV	Correct Factor dB	Measure- ment dBuV/m	Limit dBuV/m	Margin dB	Detector	Comment
1	X	2447.600	96.36	7.25	103.61	74.00	29.61	peak	No Limit
2	*	2447.800	86.92	7.25	94.17	54.00	40.17	AVG	No Limit
3		2483.500	49.72	7.25	56.97	74.00	-17.03	peak	
4		2483.500	39.51	7.25	46.76	54.00	-7.24	AVG	

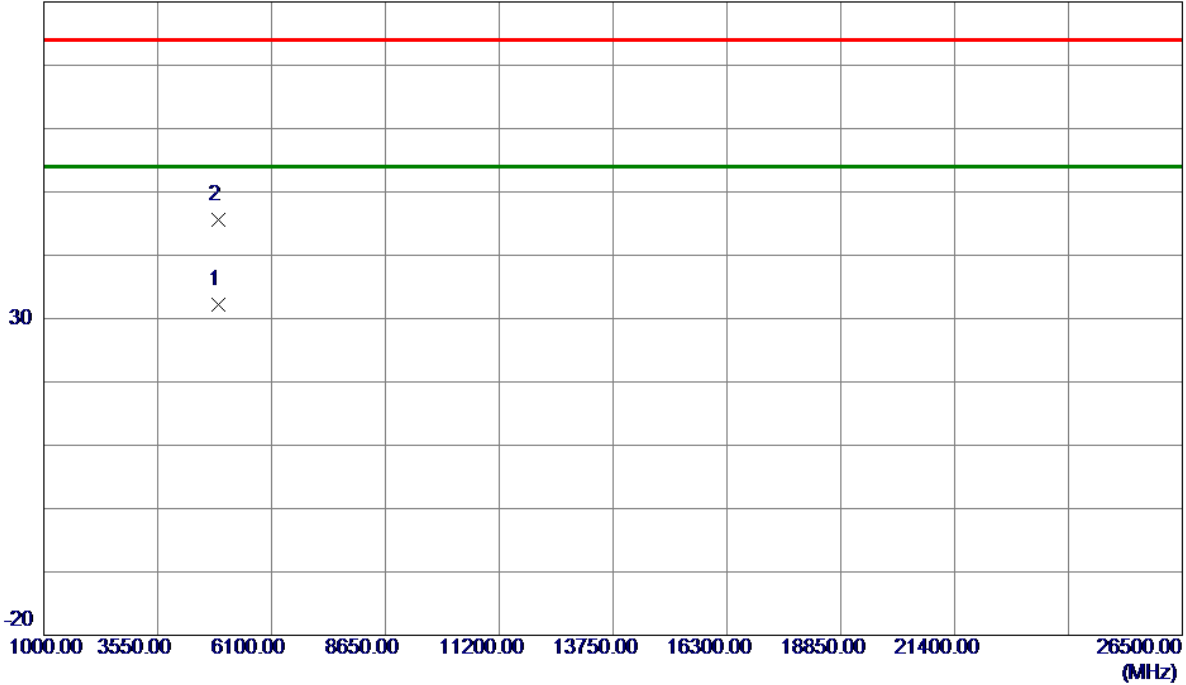
**REMARKS:**

- (1) Measurement Value = Reading Level + Correct Factor.
- (2) Margin Level = Measurement Value - Limit Value.

Test Mode: TX N-40M Mode 2452 MHz

### Vertical

80 dBuV/m



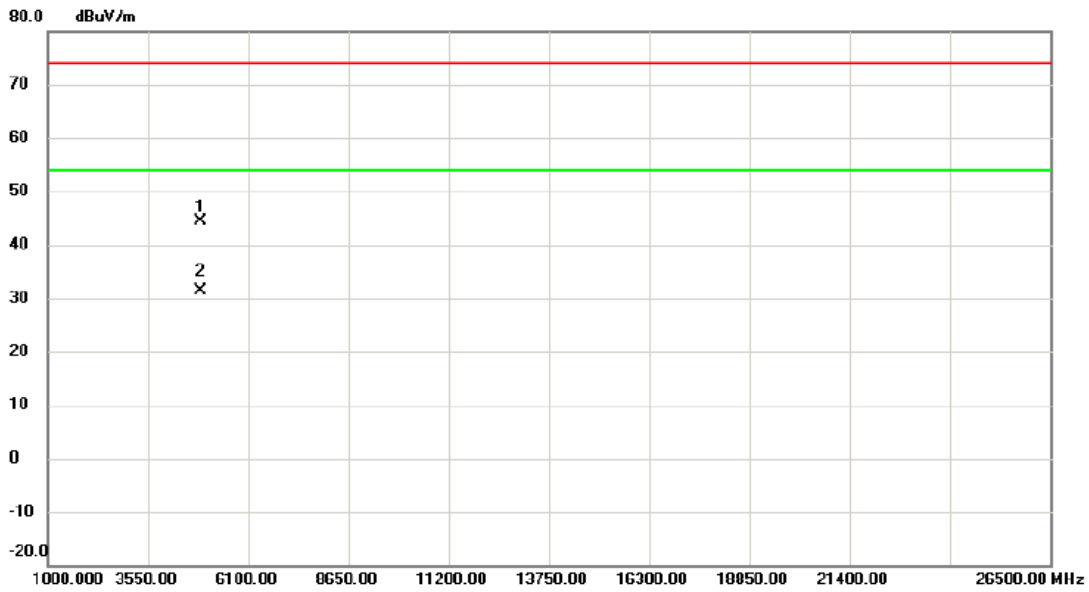
No.	Freq. MHz	Reading Level dBuV/m	Correct Factor dB	Measure ment dBuV/m	Limit dBuV/m	Margin dB	Detector	Comment
1 *	4902.3820	24.07	8.17	32.24	54.00	-21.76	AVG	
2	4903.8800	37.46	8.18	45.64	74.00	-28.36	Peak	

**REMARKS:**

- (1) Measurement Value = Reading Level + Correct Factor.
- (2) Margin Level = Measurement Value - Limit Value.

Test Mode: TX N-40M Mode 2452 MHz

### Horizontal



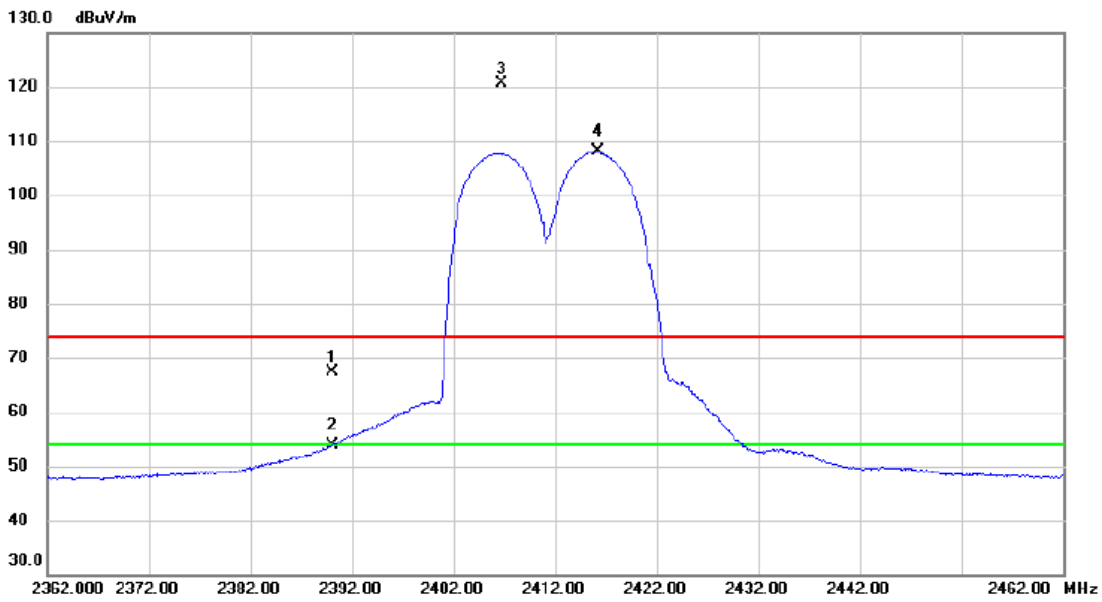
No.	Mk.	Freq. MHz	Reading Level dBuV	Correct Factor dB	Measure- ment dBuV/m	Limit dBuV/m	Margin dB	Detector	Comment
1		4903.035	36.18	8.17	44.35	74.00	-29.65	peak	
2	*	4904.155	23.08	8.19	31.27	54.00	-22.73	AVG	

**REMARKS:**

- (1) Measurement Value = Reading Level + Correct Factor.
- (2) Margin Level = Measurement Value - Limit Value.

Test Mode: TX AX-20M Mode 2412 MHz

### Vertical



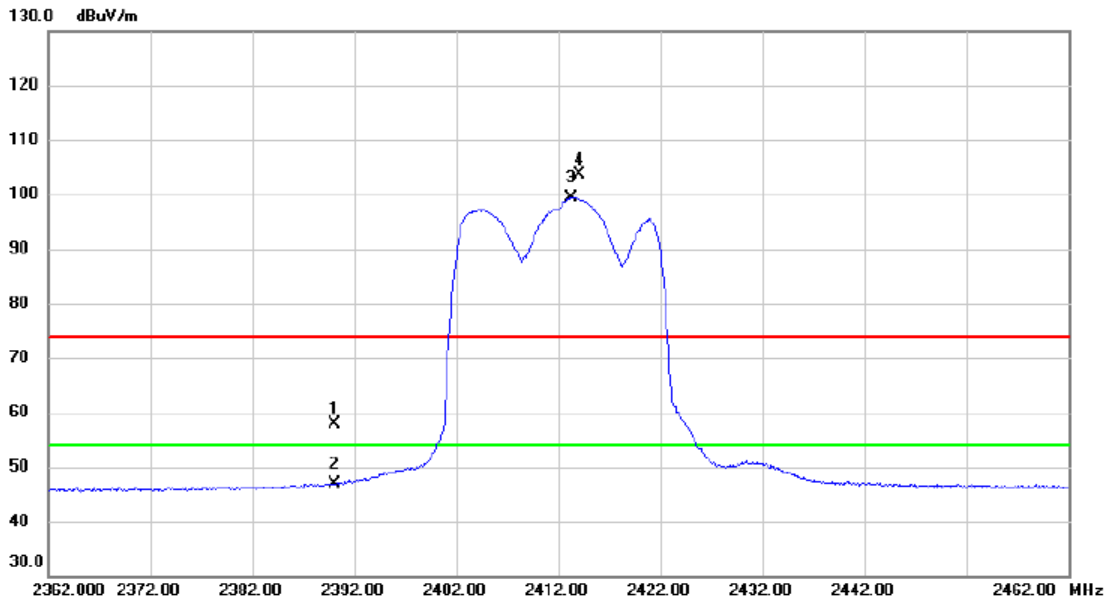
No. Mk.	Freq. MHz	Reading Level dBuV	Correct Factor dB	Measure- ment dBuV/m	Limit dBuV/m	Margin dB	Detector	Comment
1	2390.000	60.22	7.26	67.48	74.00	-6.52	peak	
2	2390.000	46.54	7.26	53.80	54.00	-0.20	AVG	
3 X	2406.700	113.26	7.26	120.52	74.00	46.52	peak	No Limit
4 *	2416.200	100.84	7.26	108.10	54.00	54.10	AVG	No Limit

**REMARKS:**

- (1) Measurement Value = Reading Level + Correct Factor.
- (2) Margin Level = Measurement Value - Limit Value.

Test Mode: TX AX-20M Mode 2412 MHz

### Horizontal



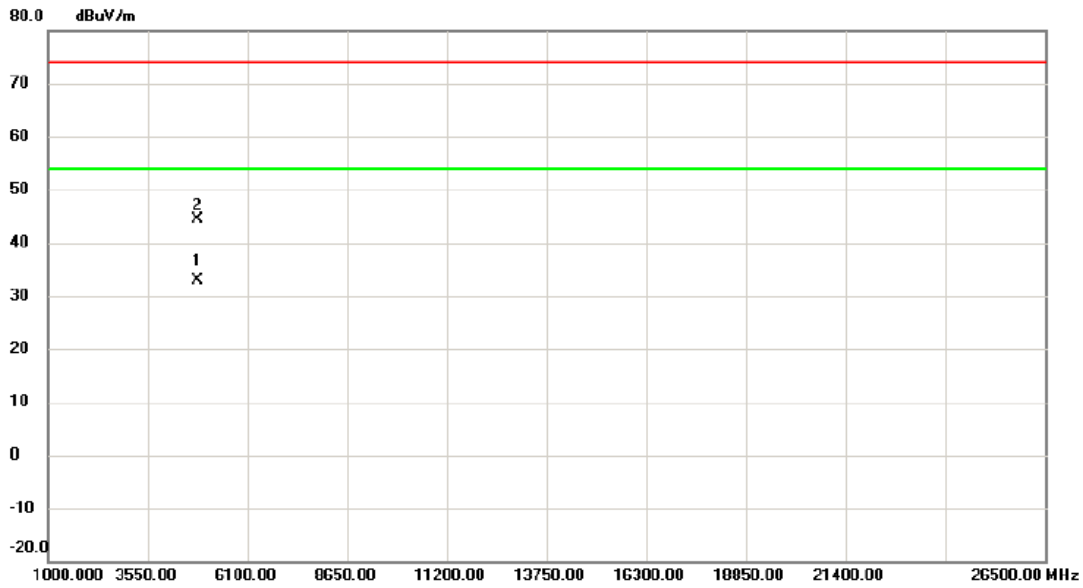
No.	Mk.	Freq. MHz	Reading Level dBuV	Correct Factor dB	Measure- ment dBuV/m	Limit dBuV/m	Margin dB	Detector	Comment
1		2390.000	50.63	7.26	57.89	74.00	-16.11	peak	
2		2390.000	39.65	7.26	46.91	54.00	-7.09	AVG	
3	*	2413.300	92.12	7.26	99.38	54.00	45.38	AVG	No Limit
4	X	2414.000	96.29	7.26	103.55	74.00	29.55	peak	No Limit

**REMARKS:**

- (1) Measurement Value = Reading Level + Correct Factor.
- (2) Margin Level = Measurement Value - Limit Value.

Test Mode: TX AX-20M Mode 2412 MHz

### Vertical



No.	Mk.	Freq. MHz	Reading Level dBuV	Correct Factor dB	Measure- ment dBuV/m	Limit dBuV/m	Margin dB	Detector	Comment
1	*	4823.065	24.91	7.86	32.77	54.00	-21.23	AVG	
2		4823.680	36.57	7.86	44.43	74.00	-29.57	peak	

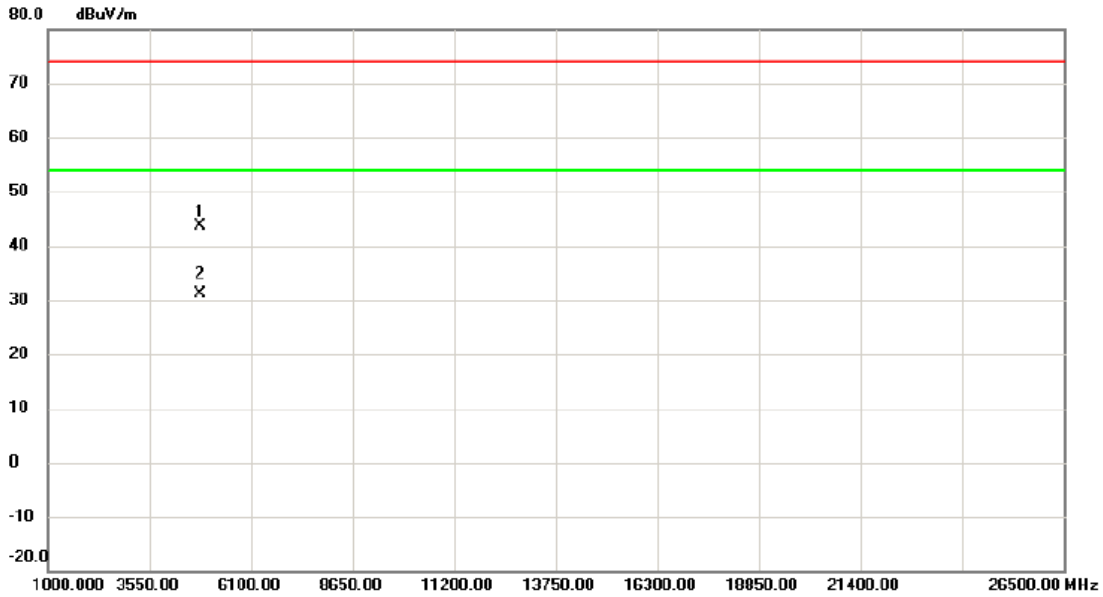
**REMARKS:**

- (1) Measurement Value = Reading Level + Correct Factor.
- (2) Margin Level = Measurement Value - Limit Value.



Test Mode: TX AX-20M Mode 2412 MHz

### Horizontal



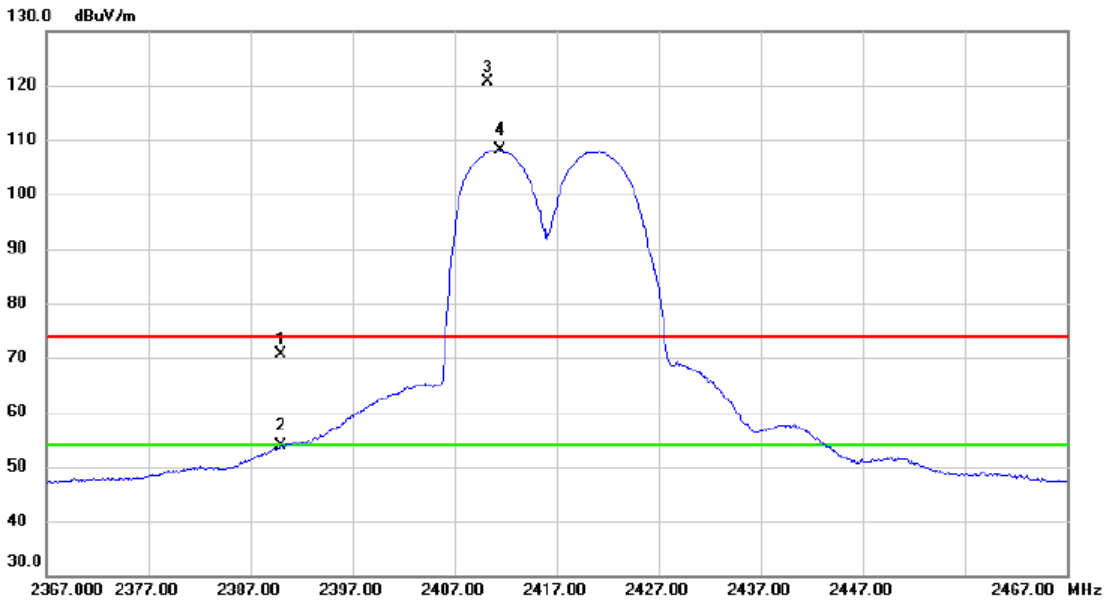
No. Mk.	Freq. MHz	Reading Level dBuV	Correct Factor dB	Measure- ment dBuV/m	Limit dBuV/m	Margin dB	Detector	Comment
1	4822.525	35.75	7.85	43.60	74.00	-30.40	peak	
2 *	4823.120	23.37	7.86	31.23	54.00	-22.77	AVG	

**REMARKS:**

- (1) Measurement Value = Reading Level + Correct Factor.
- (2) Margin Level = Measurement Value - Limit Value.

Test Mode: TX AX-20M Mode 2417 MHz

### Vertical



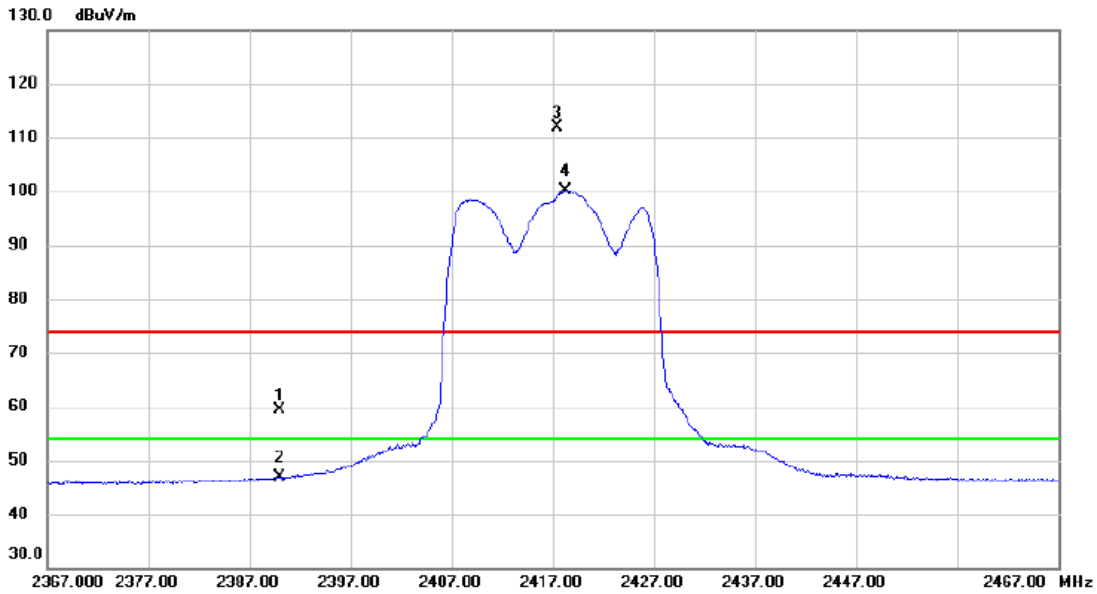
No.	Mk.	Freq. MHz	Reading Level dBuV	Correct Factor dB	Measure- ment dBuV/m	Limit dBuV/m	Margin dB	Detector	Comment
1		2390.000	63.49	7.26	70.75	74.00	-3.25	peak	
2		2390.000	46.55	7.26	53.81	54.00	-0.19	AVG	
3	X	2410.300	113.47	7.25	120.72	74.00	46.72	peak	No Limit
4	*	2411.400	100.83	7.26	108.09	54.00	54.09	AVG	No Limit

**REMARKS:**

- (1) Measurement Value = Reading Level + Correct Factor.
- (2) Margin Level = Measurement Value - Limit Value.

Test Mode: TX AX-20M Mode 2417 MHz

### Horizontal



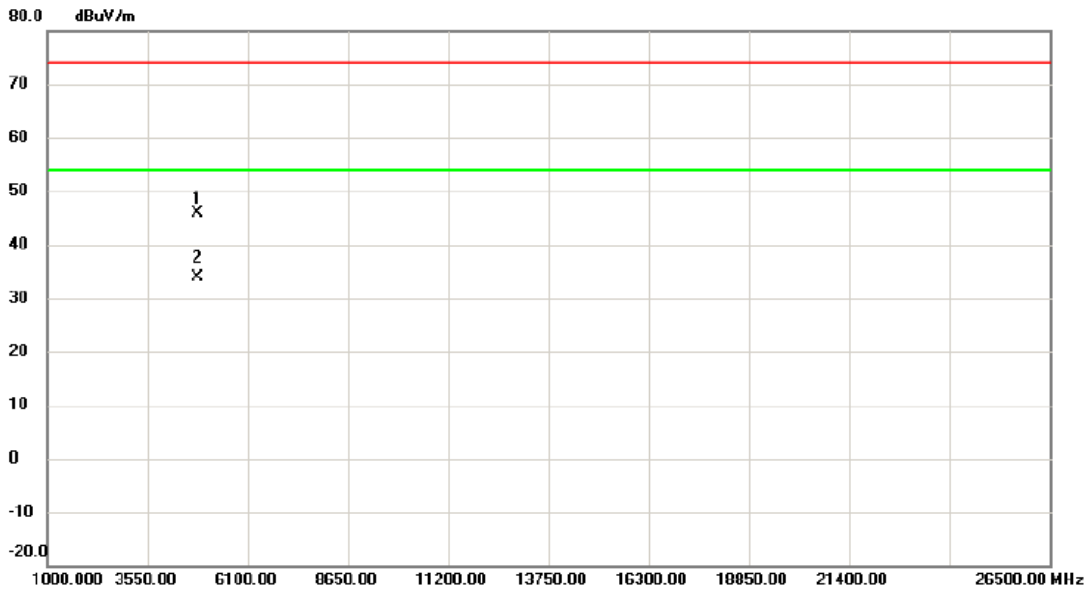
No.	Mk.	Freq. MHz	Reading Level dBuV	Correct Factor dB	Measure- ment dBuV/m	Limit dBuV/m	Margin dB	Detector	Comment
1		2390.000	52.18	7.26	59.44	74.00	-14.56	peak	
2		2390.000	39.55	7.26	46.81	54.00	-7.19	AVG	
3	X	2417.400	104.74	7.26	112.00	74.00	38.00	peak	No Limit
4	*	2418.300	92.86	7.26	100.12	54.00	46.12	AVG	No Limit

**REMARKS:**

- (1) Measurement Value = Reading Level + Correct Factor.
- (2) Margin Level = Measurement Value - Limit Value.

Test Mode: TX AX-20M Mode 2417 MHz

### Vertical



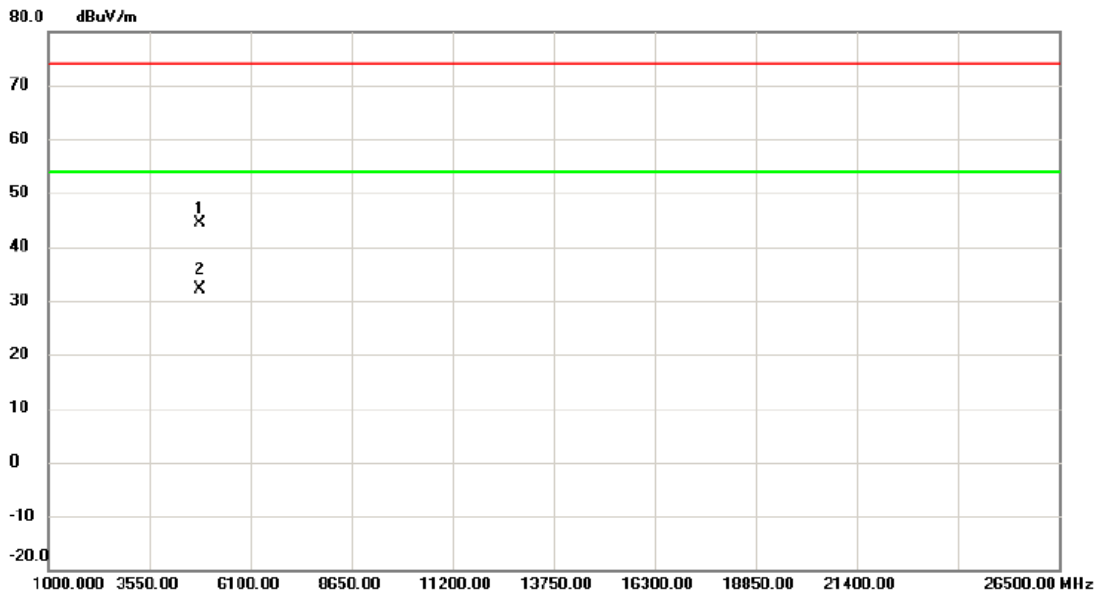
No.	Mk.	Freq. MHz	Reading Level dBuV	Correct Factor dB	Measure- ment dBuV/m	Limit dBuV/m	Margin dB	Detector	Comment
1		4831.720	38.08	7.89	45.97	74.00	-28.03	peak	
2	*	4832.545	25.87	7.89	33.76	54.00	-20.24	AVG	

**REMARKS:**

- (1) Measurement Value = Reading Level + Correct Factor.
- (2) Margin Level = Measurement Value - Limit Value.

Test Mode: TX AX-20M Mode 2417 MHz

### Vertical



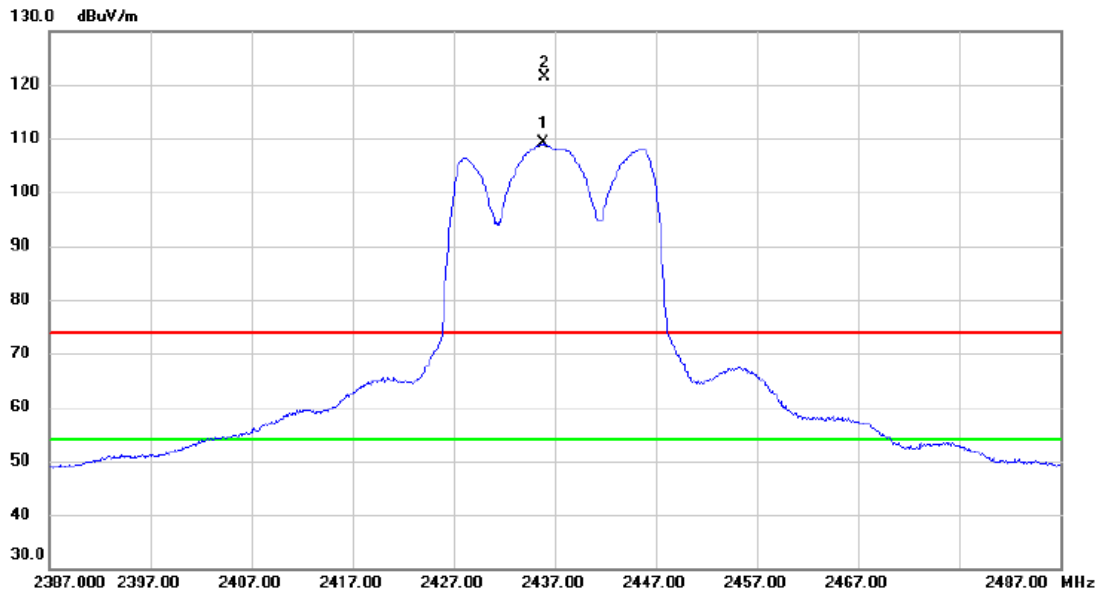
No.	Mk.	Freq. MHz	Reading Level dBuV	Correct Factor dB	Measure- ment dBuV/m	Limit dBuV/m	Margin dB	Detector	Comment
1		4832.810	36.53	7.89	44.42	74.00	-29.58	peak	
2	*	4833.870	24.31	7.89	32.20	54.00	-21.80	AVG	

**REMARKS:**

- (1) Measurement Value = Reading Level + Correct Factor.
- (2) Margin Level = Measurement Value - Limit Value.

Test Mode: TX AX-20M Mode 2437 MHz

### Vertical



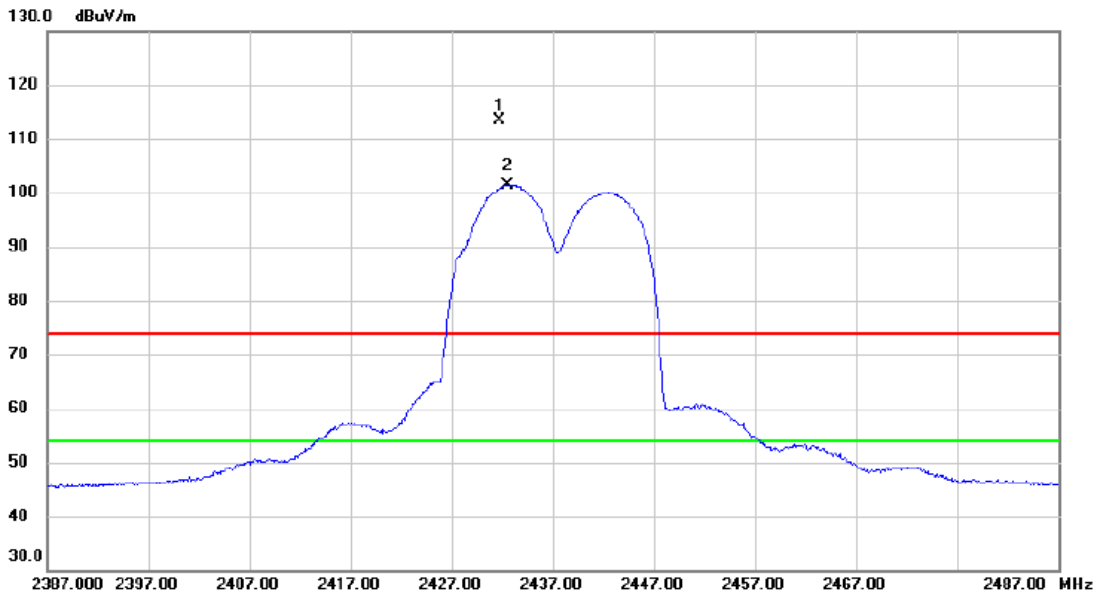
No.	Mk.	Freq. MHz	Reading Level dBuV	Correct Factor dB	Measure- ment dBuV/m	Limit dBuV/m	Margin dB	Detector	Comment
1	*	2435.900	101.96	7.25	109.21	54.00	55.21	AVG	No Limit
2	X	2436.000	114.09	7.25	121.34	74.00	47.34	peak	No Limit

**REMARKS:**

- (1) Measurement Value = Reading Level + Correct Factor.
- (2) Margin Level = Measurement Value - Limit Value.

Test Mode: TX AX-20M Mode 2437 MHz

### Horizontal



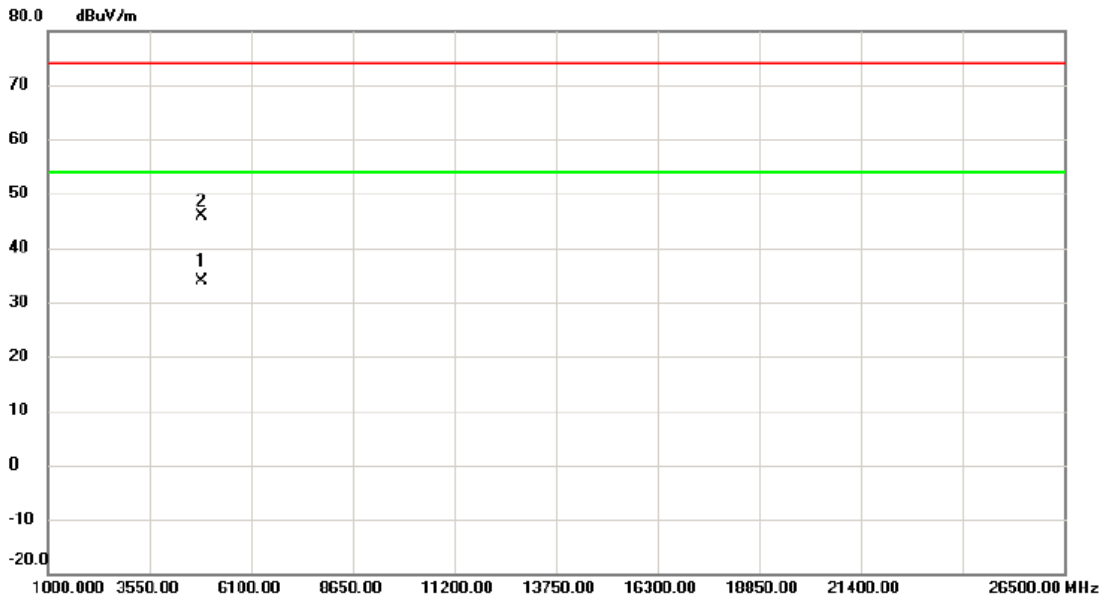
No. Mk.	Freq. MHz	Reading Level dBuV	Correct Factor dB	Measure- ment dBuV/m	Limit dBuV/m	Margin dB	Detector	Comment
1 X	2431.700	106.01	7.25	113.26	74.00	39.26	peak	No Limit
2 *	2432.500	94.21	7.25	101.46	54.00	47.46	AVG	No Limit

**REMARKS:**

- (1) Measurement Value = Reading Level + Correct Factor.
- (2) Margin Level = Measurement Value - Limit Value.

Test Mode: TX AX-20M Mode 2437 MHz

### Vertical



No.	Mk.	Freq. MHz	Reading Level dBuV	Correct Factor dB	Measure- ment dBuV/m	Limit dBuV/m	Margin dB	Detector	Comment
1	*	4873.510	25.84	8.05	33.89	54.00	-20.11	AVG	
2		4874.350	37.70	8.06	45.76	74.00	-28.24	peak	

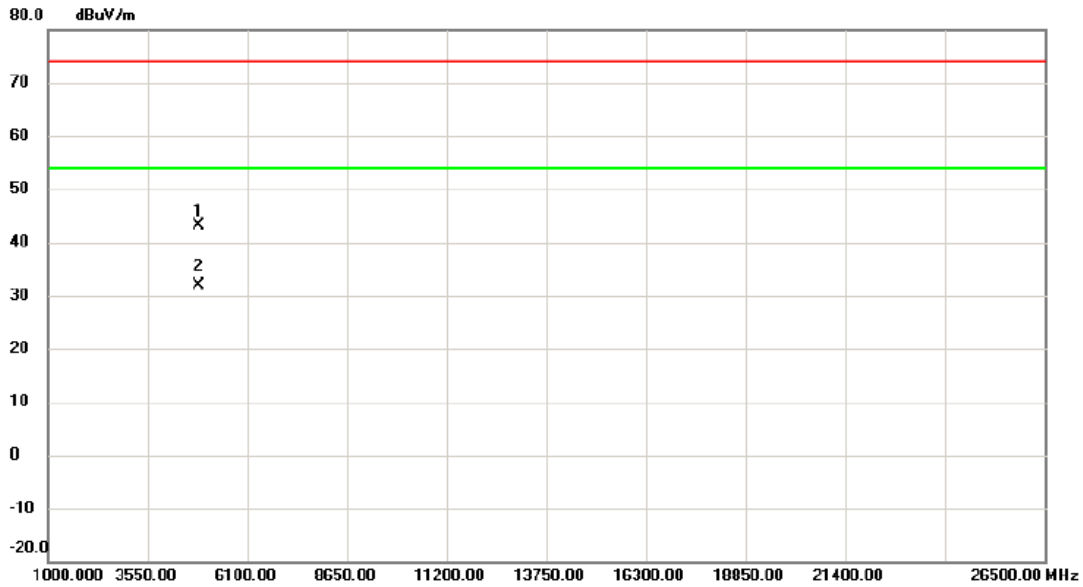
**REMARKS:**

- (1) Measurement Value = Reading Level + Correct Factor.
- (2) Margin Level = Measurement Value - Limit Value.



Test Mode: TX AX-20M Mode 2437 MHz

### Horizontal



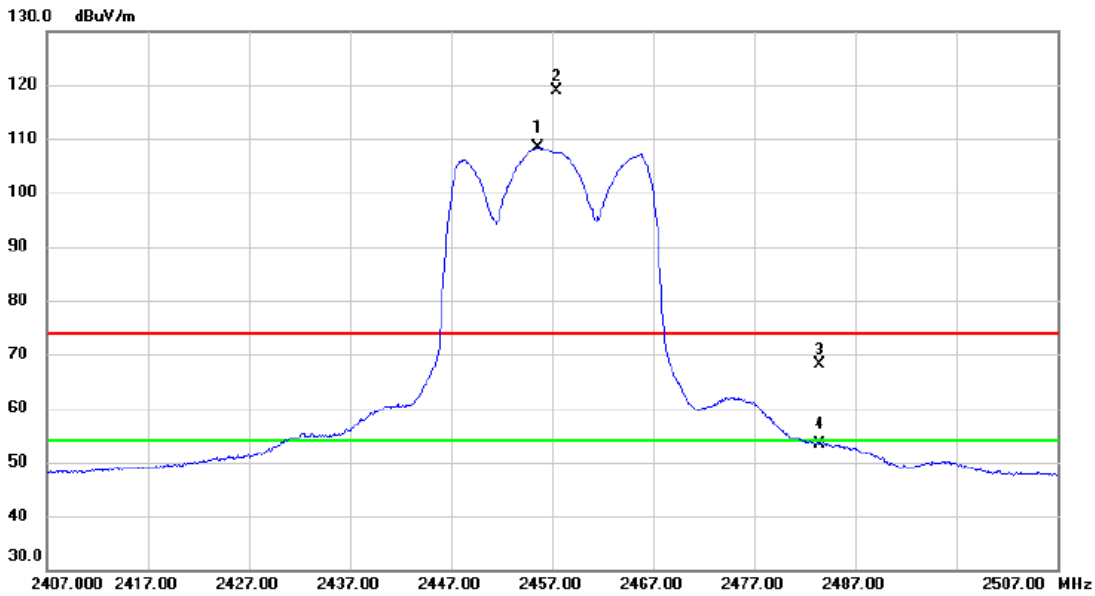
No.	Mk.	Freq. MHz	Reading Level dBuV	Correct Factor dB	Measure- ment dBuV/m	Limit dBuV/m	Margin dB	Detector	Comment
1		4872.790	34.98	8.05	43.03	74.00	-30.97	peak	
2	*	4874.300	23.84	8.06	31.90	54.00	-22.10	AVG	

**REMARKS:**

- (1) Measurement Value = Reading Level + Correct Factor.
- (2) Margin Level = Measurement Value - Limit Value.

Test Mode: TX AX-20M Mode 2457 MHz

### Vertical



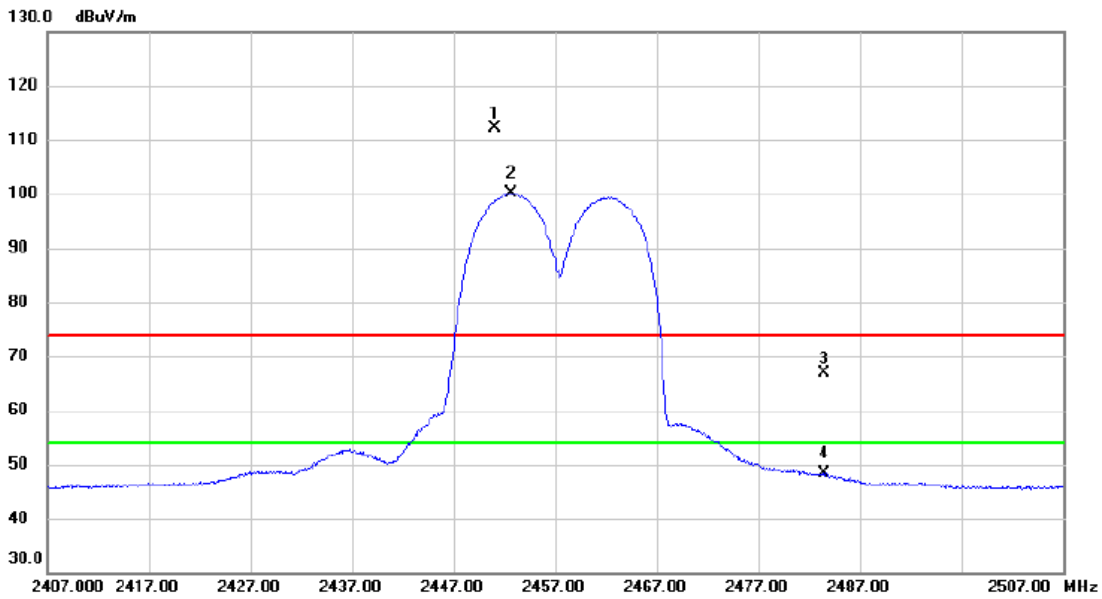
No.	Mk.	Freq. MHz	Reading Level dBuV	Correct Factor dB	Measure- ment dBuV/m	Limit dBuV/m	Margin dB	Detector	Comment
1	*	2455.600	101.23	7.26	108.49	54.00	54.49	AVG	No Limit
2	X	2457.400	111.52	7.26	118.78	74.00	44.78	peak	No Limit
3		2483.500	60.92	7.25	68.17	74.00	-5.83	peak	
4		2483.500	46.24	7.25	53.49	54.00	-0.51	AVG	

**REMARKS:**

- (1) Measurement Value = Reading Level + Correct Factor.
- (2) Margin Level = Measurement Value - Limit Value.

Test Mode: TX AX-20M Mode 2457 MHz

### Horizontal



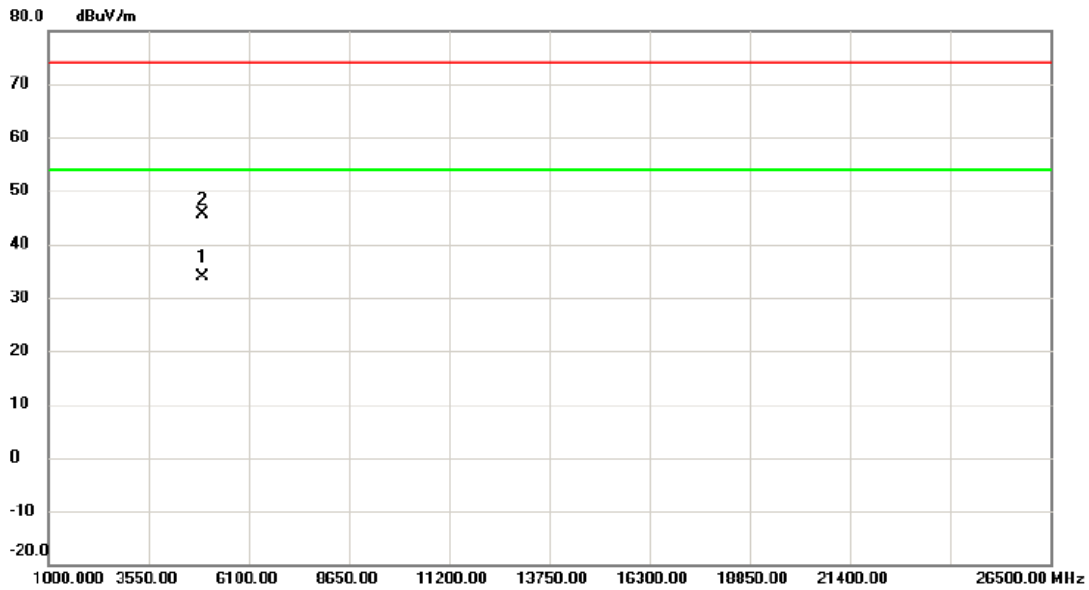
No.	Mk.	Freq. MHz	Reading Level dBuV	Correct Factor dB	Measure- ment dBuV/m	Limit dBuV/m	Margin dB	Detector	Comment
1	X	2451.100	104.79	7.25	112.04	74.00	38.04	peak	No Limit
2	*	2452.700	92.86	7.25	100.11	54.00	46.11	AVG	No Limit
3		2483.500	59.66	7.25	66.91	74.00	-7.09	peak	
4		2483.500	41.04	7.25	48.29	54.00	-5.71	AVG	

**REMARKS:**

- (1) Measurement Value = Reading Level + Correct Factor.
- (2) Margin Level = Measurement Value - Limit Value.

Test Mode: TX AX-20M Mode 2457 MHz

### Vertical



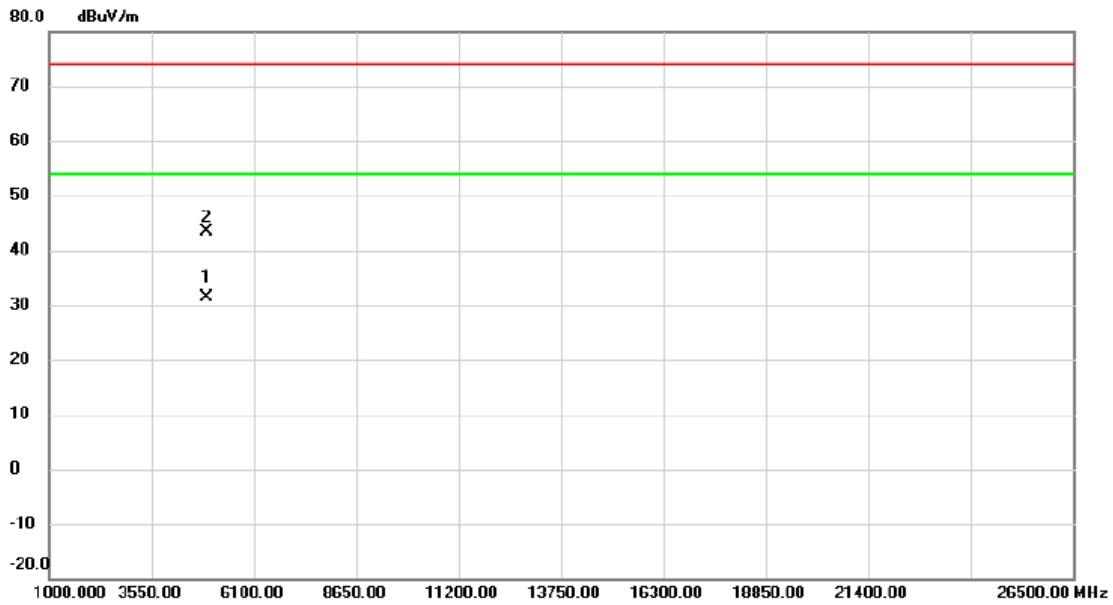
No.	Mk.	Freq. MHz	Reading Level dBuV	Correct Factor dB	Measure- ment dBuV/m	Limit dBuV/m	Margin dB	Detector	Comment
1	*	4911.855	25.67	8.21	33.88	54.00	-20.12	AVG	
2		4911.970	37.45	8.21	45.66	74.00	-28.34	peak	

**REMARKS:**

- (1) Measurement Value = Reading Level + Correct Factor.
- (2) Margin Level = Measurement Value - Limit Value.

Test Mode: TX AX-20M Mode 2457 MHz

### Horizontal



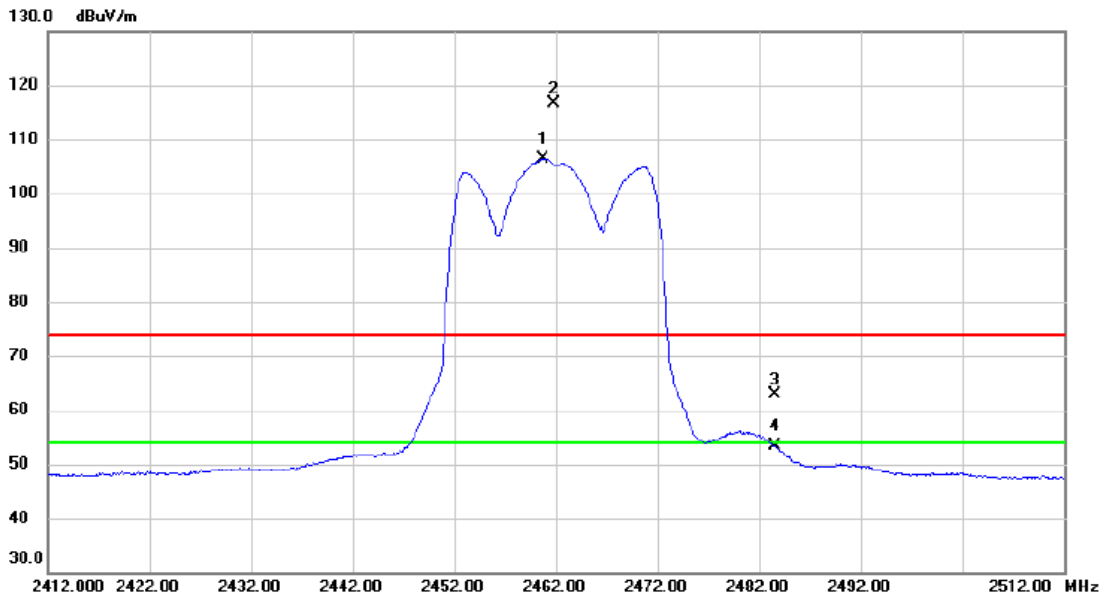
No.	Mk.	Freq.	Reading Level	Correct Factor	Measurement	Limit	Margin	Detector	Comment
		MHz	dBuV	dB	dBuV/m	dBuV/m	dB		
1	*	4918.400	23.23	8.24	31.47	54.00	-22.53	AVG	
2		4918.415	35.16	8.24	43.40	74.00	-30.60	peak	

**REMARKS:**

- (1) Measurement Value = Reading Level + Correct Factor.
- (2) Margin Level = Measurement Value - Limit Value.

Test Mode: TX AX-20M Mode 2462 MHz

### Vertical



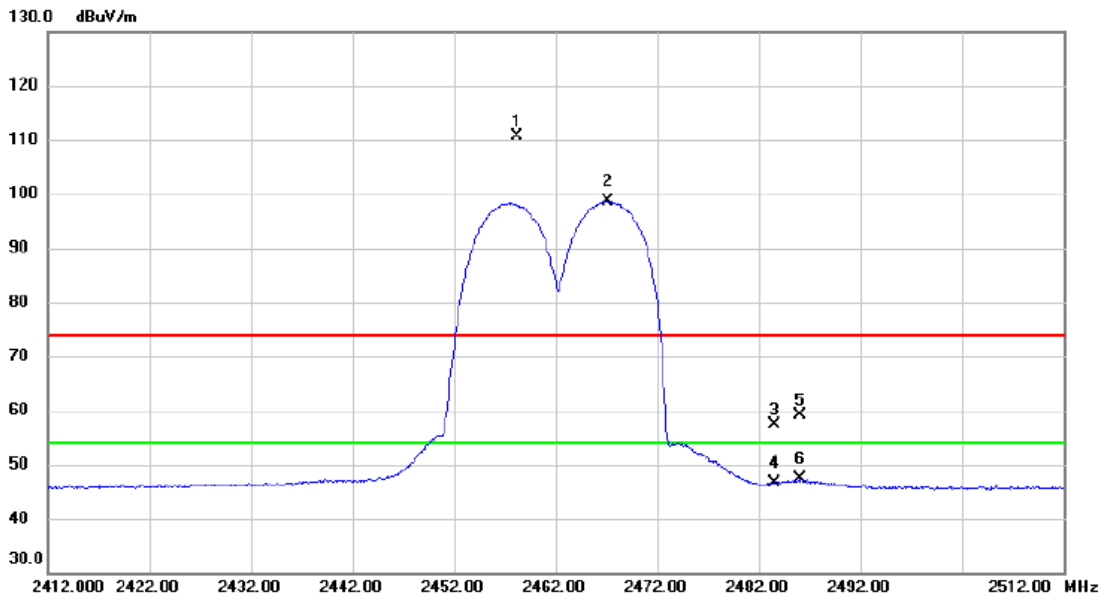
No.	Mk.	Freq. MHz	Reading Level dBuV	Correct Factor dB	Measure- ment dBuV/m	Limit dBuV/m	Margin dB	Detector	Comment
1	*	2460.700	99.17	7.25	106.42	54.00	52.42	AVG	No Limit
2	X	2461.800	109.50	7.25	116.75	74.00	42.75	peak	No Limit
3		2483.500	55.74	7.25	62.99	74.00	-11.01	peak	
4		2483.500	46.20	7.25	53.45	54.00	-0.55	AVG	

**REMARKS:**

- (1) Measurement Value = Reading Level + Correct Factor.
- (2) Margin Level = Measurement Value - Limit Value.

Test Mode: TX AX-20M Mode 2462 MHz

### Horizontal



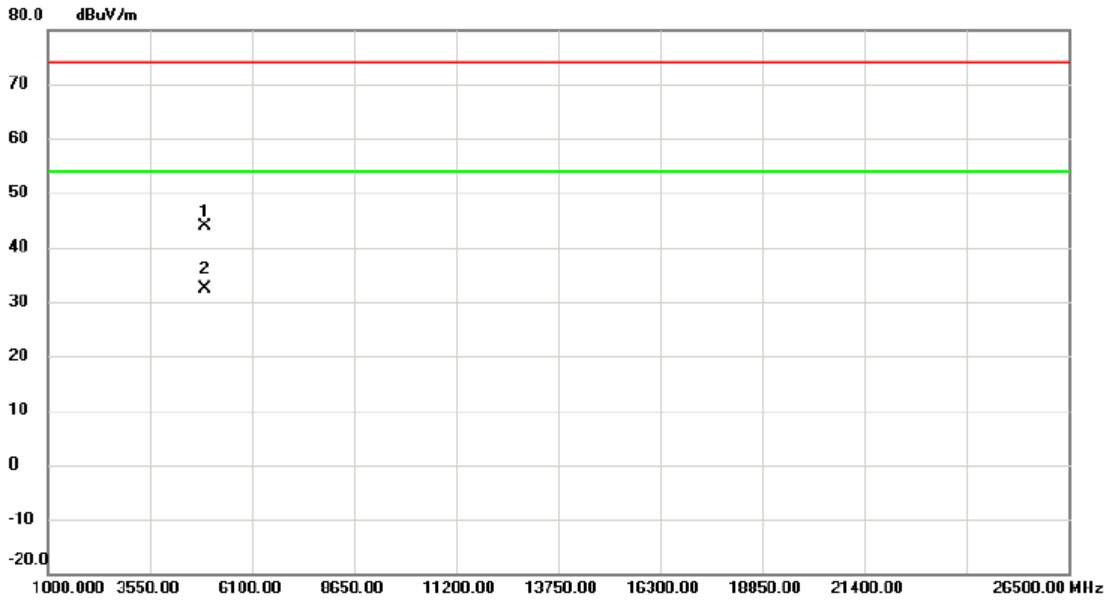
No.	Mk.	Freq. MHz	Reading Level dBuV	Correct Factor dB	Measure- ment dBuV/m	Limit dBuV/m	Margin dB	Detector	Comment
1	X	2458.200	103.49	7.26	110.75	74.00	36.75	peak	No Limit
2	*	2467.100	91.43	7.25	98.68	54.00	44.68	AVG	No Limit
3		2483.500	50.10	7.25	57.35	74.00	-16.65	peak	
4		2483.500	39.40	7.25	46.65	54.00	-7.35	AVG	
5		2486.100	51.83	7.25	59.08	74.00	-14.92	peak	
6		2486.100	40.09	7.25	47.34	54.00	-6.66	AVG	

**REMARKS:**

- (1) Measurement Value = Reading Level + Correct Factor.
- (2) Margin Level = Measurement Value - Limit Value.

Test Mode: TX AX-20M Mode 2462 MHz

### Vertical



No.	Mk.	Freq. MHz	Reading Level dBuV	Correct Factor dB	Measure- ment dBuV/m	Limit dBuV/m	Margin dB	Detector	Comment
1		4923.485	35.71	8.26	43.97	74.00	-30.03	peak	
2	*	4923.830	24.12	8.26	32.38	54.00	-21.62	AVG	

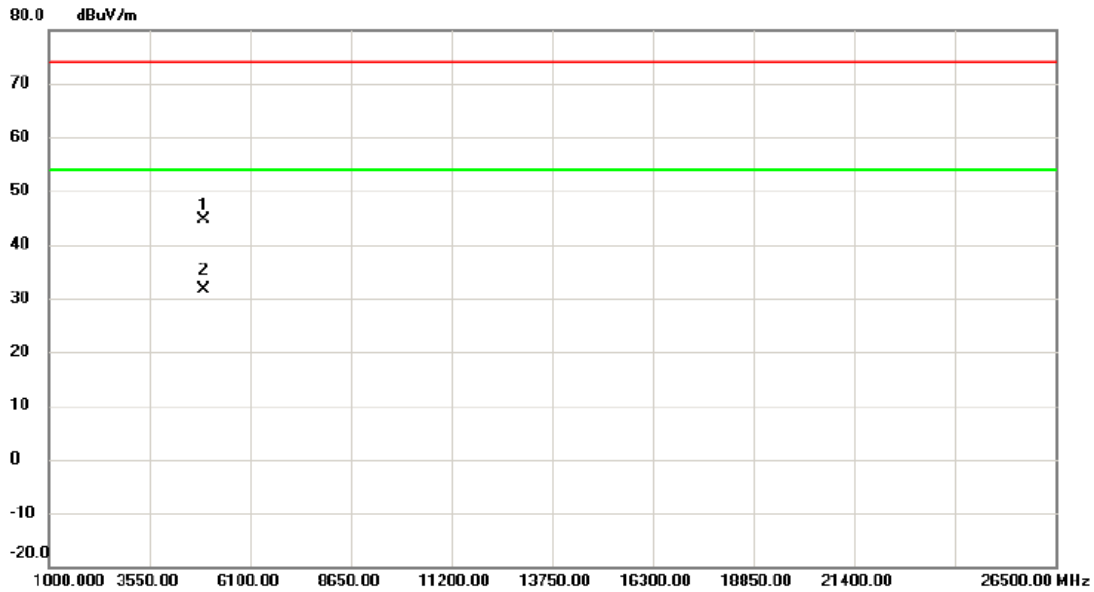
**REMARKS:**

- (1) Measurement Value = Reading Level + Correct Factor.
- (2) Margin Level = Measurement Value - Limit Value.



Test Mode: TX AX-20M Mode 2462 MHz

### Horizontal



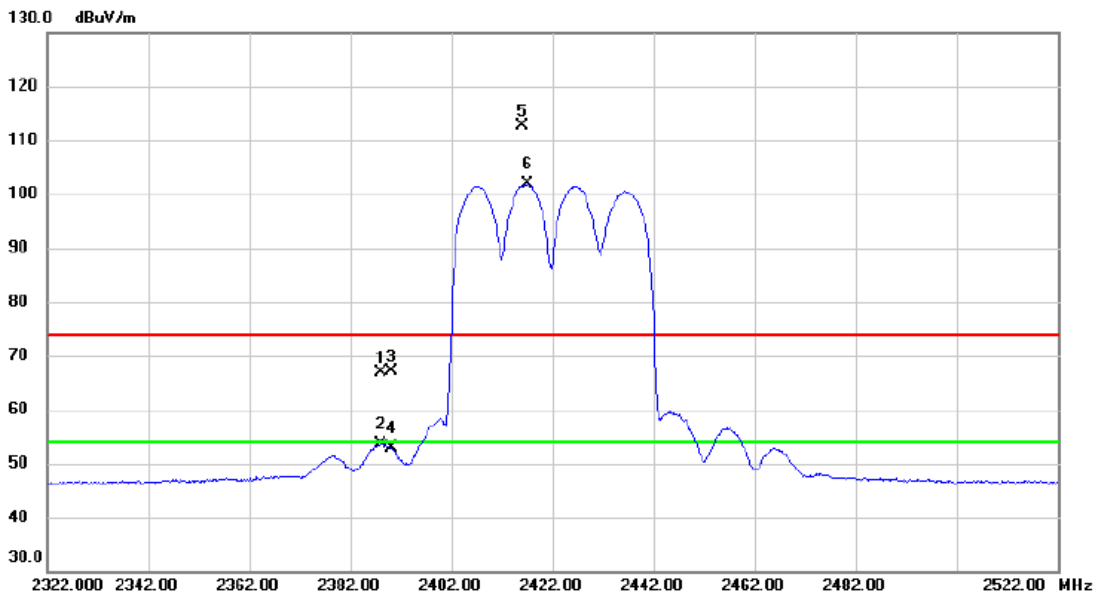
No.	Mk.	Freq.	Reading Level	Correct Factor	Measurement	Limit	Margin	Detector	Comment
		MHz	dBuV	dB	dBuV/m	dBuV/m	dB		
1		4923.750	36.35	8.26	44.61	74.00	-29.39	peak	
2	*	4928.120	23.43	8.27	31.70	54.00	-22.30	AVG	

**REMARKS:**

- (1) Measurement Value = Reading Level + Correct Factor.
- (2) Margin Level = Measurement Value - Limit Value.

Test Mode: TX AX-40M Mode 2422 MHz

### Vertical



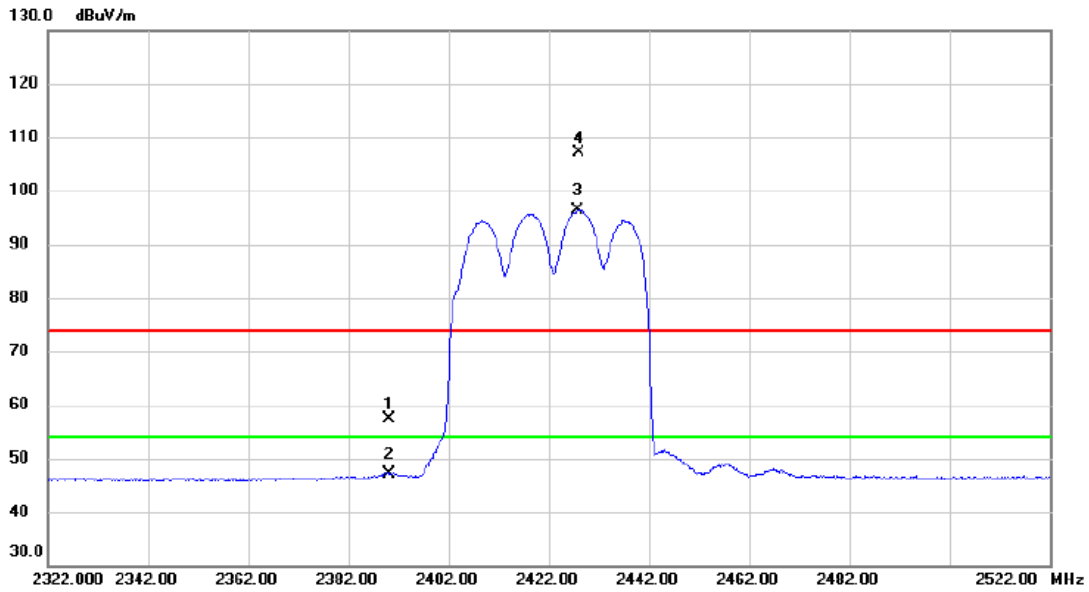
No.	Mk.	Freq. MHz	Reading Level dBuV	Correct Factor dB	Measure- ment dBuV/m	Limit dBuV/m	Margin dB	Detector	Comment
1		2388.000	59.73	7.25	66.98	74.00	-7.02	peak	
2		2388.000	46.38	7.25	53.63	54.00	-0.37	AVG	
3		2390.000	59.88	7.26	67.14	74.00	-6.86	peak	
4		2390.000	45.59	7.26	52.85	54.00	-1.15	AVG	
5	X	2416.000	105.41	7.26	112.67	74.00	38.67	peak	No Limit
6	*	2417.200	94.59	7.26	101.85	54.00	47.85	AVG	No Limit

**REMARKS:**

- (1) Measurement Value = Reading Level + Correct Factor.
- (2) Margin Level = Measurement Value - Limit Value.

Test Mode: TX AX-40M Mode 2422 MHz

### Horizontal



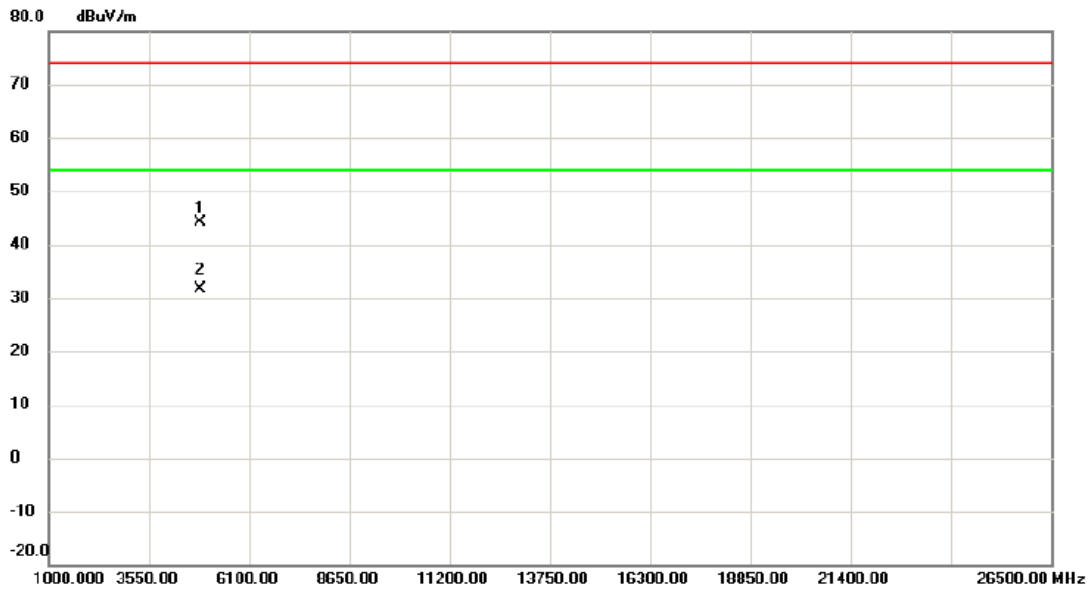
No.	Mk.	Freq. MHz	Reading Level dBuV	Correct Factor dB	Measure- ment dBuV/m	Limit dBuV/m	Margin dB	Detector	Comment
1		2390.000	50.20	7.26	57.46	74.00	-16.54	peak	
2		2390.000	39.97	7.26	47.23	54.00	-6.77	AVG	
3	*	2427.800	89.12	7.25	96.37	54.00	42.37	AVG	No Limit
4	X	2428.000	99.79	7.25	107.04	74.00	33.04	peak	No Limit

**REMARKS:**

- (1) Measurement Value = Reading Level + Correct Factor.
- (2) Margin Level = Measurement Value - Limit Value.

Test Mode: TX AX-40M Mode 2422 MHz

### Vertical



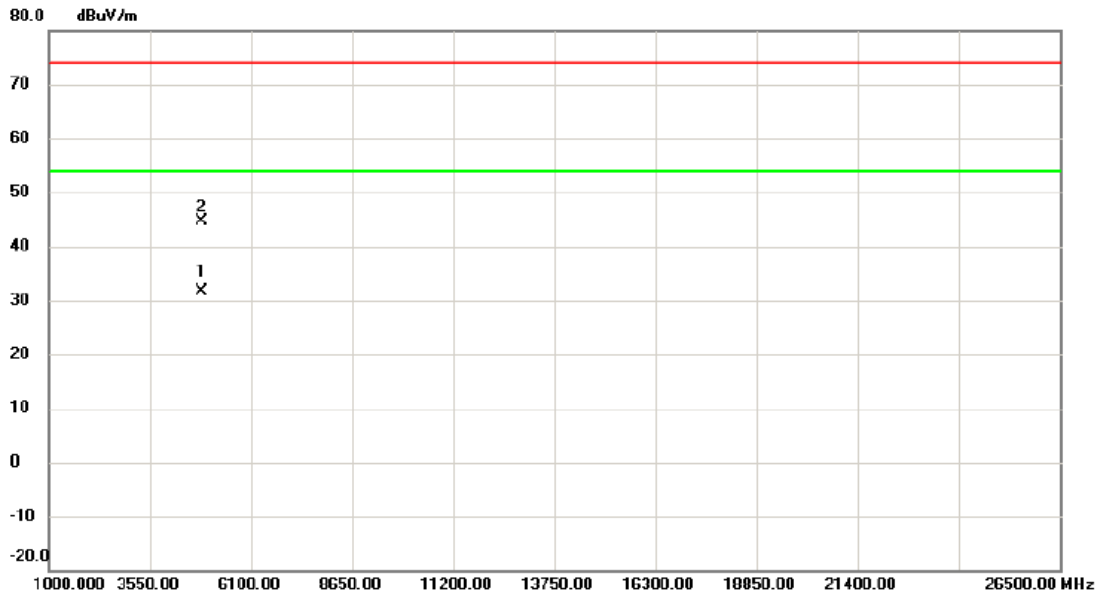
No.	Mk.	Freq. MHz	Reading Level dBuV	Correct Factor dB	Measure- ment dBuV/m	Limit dBuV/m	Margin dB	Detector	Comment
1		4842.005	36.21	7.93	44.14	74.00	-29.86	peak	
2	*	4843.818	23.76	7.93	31.69	54.00	-22.31	AVG	

**REMARKS:**

- (1) Measurement Value = Reading Level + Correct Factor.
- (2) Margin Level = Measurement Value - Limit Value.

Test Mode: TX AX-40M Mode 2422 MHz

### Horizontal



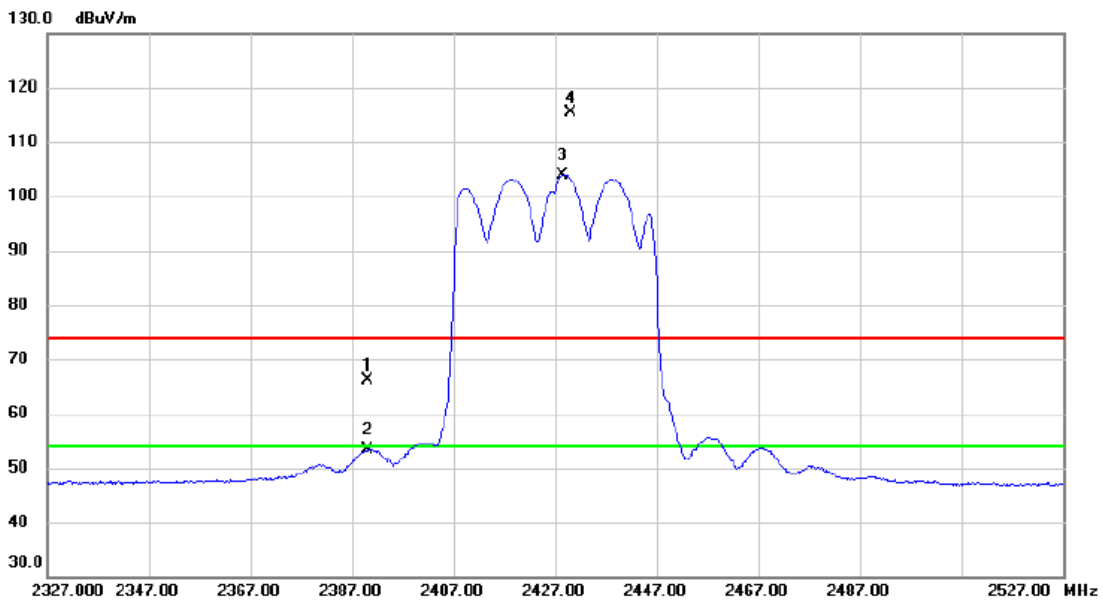
No.	Mk.	Freq. MHz	Reading Level dBuV	Correct Factor dB	Measure- ment dBuV/m	Limit dBuV/m	Margin dB	Detector	Comment
1	*	4842.568	23.72	7.93	31.65	54.00	-22.35	AVG	
2		4842.698	36.77	7.93	44.70	74.00	-29.30	peak	

**REMARKS:**

- (1) Measurement Value = Reading Level + Correct Factor.
- (2) Margin Level = Measurement Value - Limit Value.

Test Mode: TX AX-40M Mode 2427 MHz

### Vertical



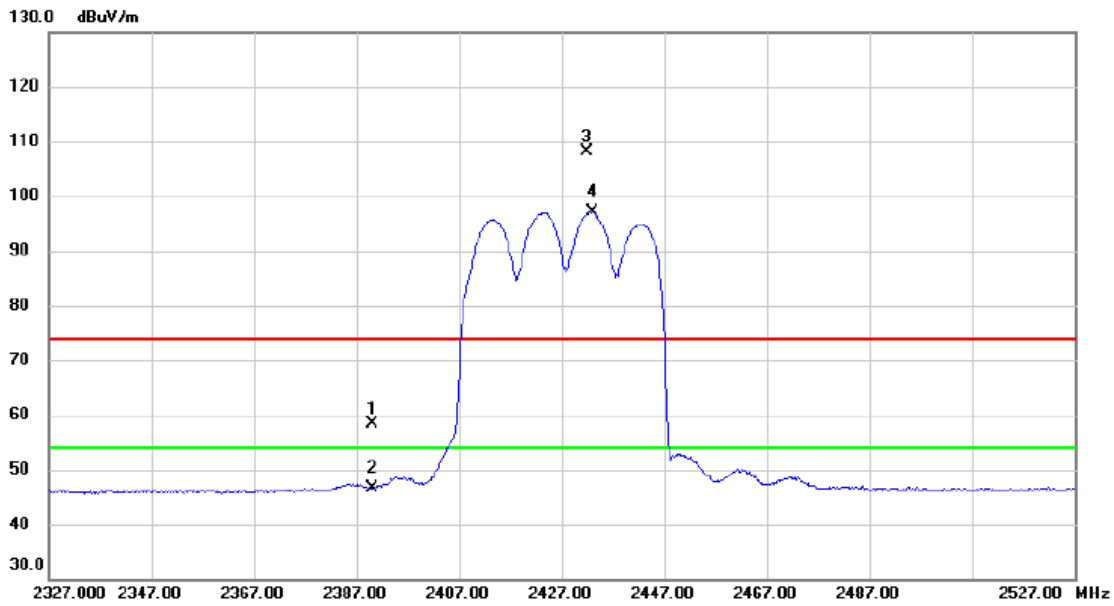
No.	Mk.	Freq. MHz	Reading Level dBuV	Correct Factor dB	Measure- ment dBuV/m	Limit dBuV/m	Margin dB	Detector	Comment
1		2390.000	58.99	7.26	66.25	74.00	-7.75	peak	
2		2390.000	46.09	7.26	53.35	54.00	-0.65	AVG	
3	*	2428.600	96.74	7.25	103.99	54.00	49.99	AVG	No Limit
4	X	2430.000	108.18	7.25	115.43	74.00	41.43	peak	No Limit

**REMARKS:**

- (1) Measurement Value = Reading Level + Correct Factor.
- (2) Margin Level = Measurement Value - Limit Value.

Test Mode: TX AX-40M Mode 2427 MHz

### Horizontal



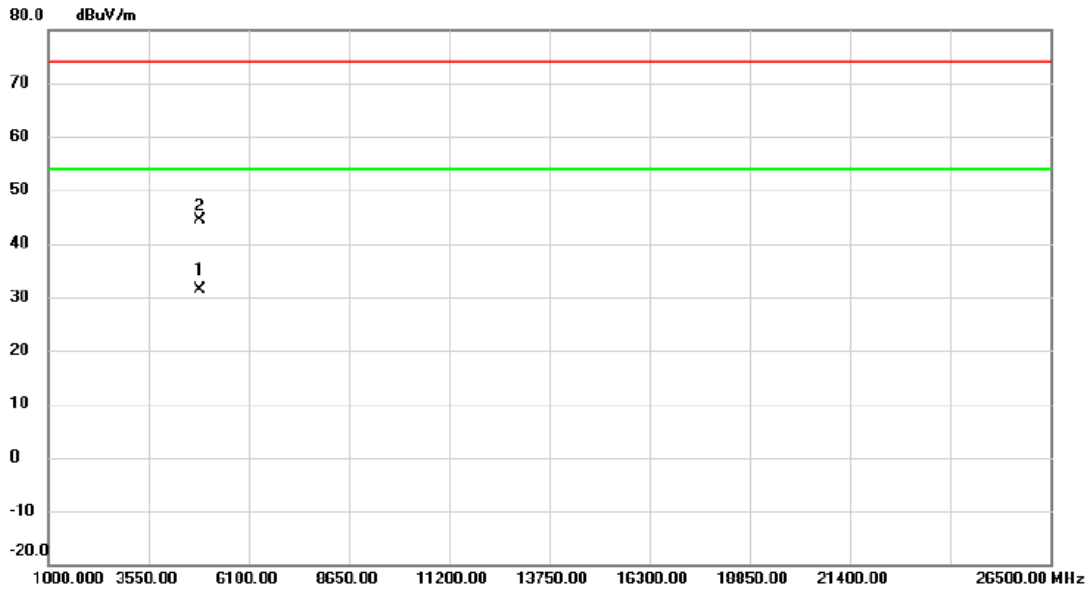
No.	Mk.	Freq. MHz	Reading Level dBuV	Correct Factor dB	Measure- ment dBuV/m	Limit dBuV/m	Margin dB	Detector	Comment
1		2390.000	51.19	7.26	58.45	74.00	-15.55	peak	
2		2390.000	39.44	7.26	46.70	54.00	-7.30	AVG	
3	X	2431.800	100.92	7.25	108.17	74.00	34.17	peak	No Limit
4	*	2433.000	89.81	7.25	97.06	54.00	43.06	AVG	No Limit

**REMARKS:**

- (1) Measurement Value = Reading Level + Correct Factor.
- (2) Margin Level = Measurement Value - Limit Value.

Test Mode: TX AX-40M Mode 2427 MHz

### Vertical



No. Mk.	Freq. MHz	Reading Level dBuV	Correct Factor dB	Measure- ment dBuV/m	Limit dBuV/m	Margin dB	Detector	Comment
1 *	4851.565	23.41	7.96	31.37	54.00	-22.63	AVG	
2	4852.085	36.40	7.96	44.36	74.00	-29.64	peak	

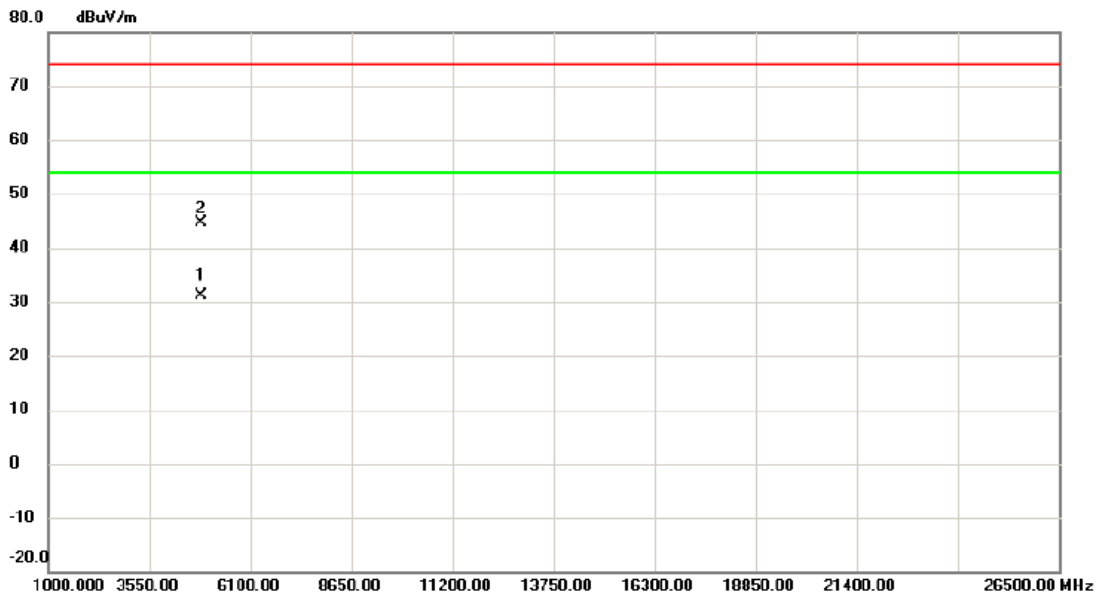
**REMARKS:**

- (1) Measurement Value = Reading Level + Correct Factor.
- (2) Margin Level = Measurement Value - Limit Value.



Test Mode: TX AX-40M Mode 2427 MHz

### Horizontal



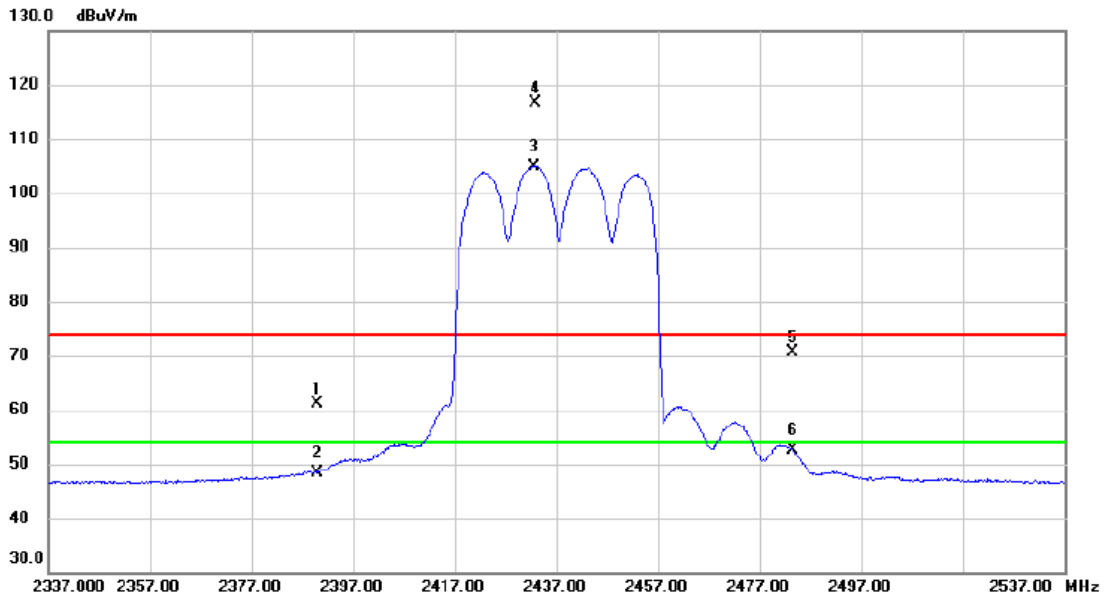
No.	Mk.	Freq. MHz	Reading Level dBuV	Correct Factor dB	Measure- ment dBuV/m	Limit dBuV/m	Margin dB	Detector	Comment
1	*	4851.757	23.29	7.96	31.25	54.00	-22.75	AVG	
2		4854.585	36.66	7.98	44.64	74.00	-29.36	peak	

**REMARKS:**

- (1) Measurement Value = Reading Level + Correct Factor.
- (2) Margin Level = Measurement Value - Limit Value.

Test Mode: TX AX-40M Mode 2437 MHz

### Vertical



No.	Mk.	Freq. MHz	Reading Level dBuV	Correct Factor dB	Measure- ment dBuV/m	Limit dBuV/m	Margin dB	Detector	Comment
1		2390.000	53.94	7.26	61.20	74.00	-12.80	peak	
2		2390.000	41.20	7.26	48.46	54.00	-5.54	AVG	
3	*	2432.600	97.63	7.25	104.88	54.00	50.88	AVG	No Limit
4	X	2432.800	109.40	7.25	116.65	74.00	42.65	peak	No Limit
5		2483.500	63.36	7.25	70.61	74.00	-3.39	peak	
6		2483.500	45.29	7.25	52.54	54.00	-1.46	AVG	

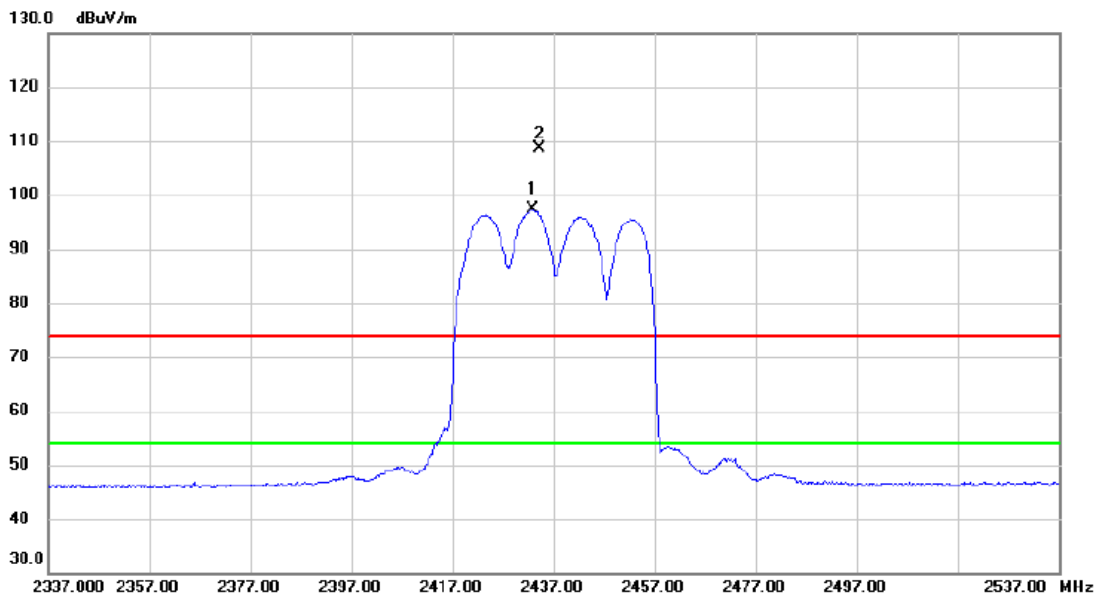
**REMARKS:**

(1) Measurement Value = Reading Level + Correct Factor.

(2) Margin Level = Measurement Value - Limit Value.

Test Mode: TX AX-40M Mode 2437 MHz

### Horizontal



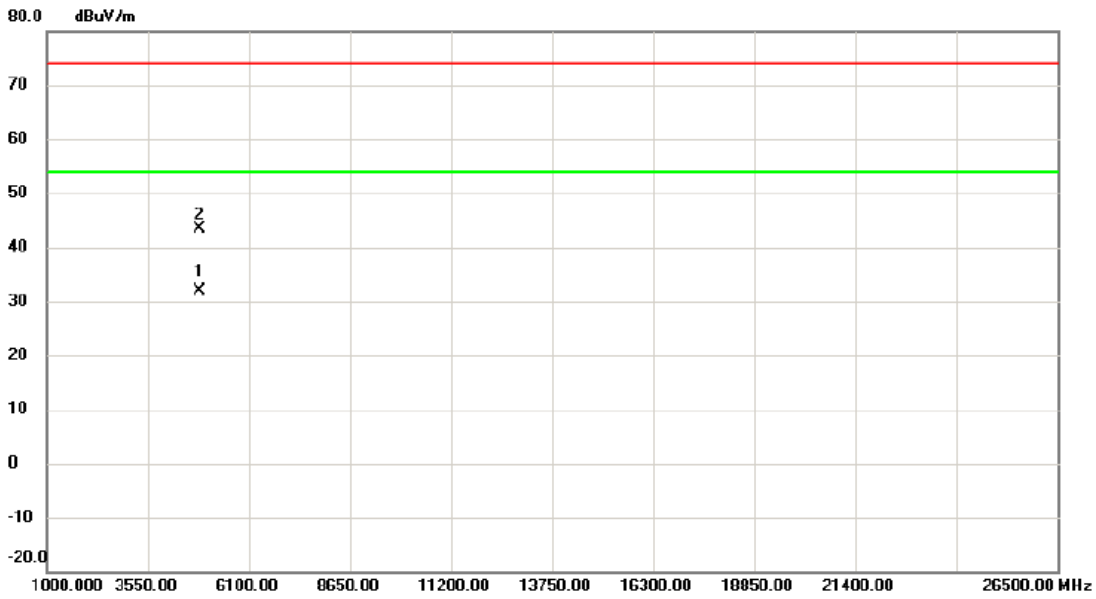
No.	Mk.	Freq. MHz	Reading Level dBuV	Correct Factor dB	Measure- ment dBuV/m	Limit dBuV/m	Margin dB	Detector	Comment
1	*	2432.800	90.11	7.25	97.36	54.00	43.36	AVG	No Limit
2	X	2434.200	101.32	7.26	108.58	74.00	34.58	peak	No Limit

**REMARKS:**

- (1) Measurement Value = Reading Level + Correct Factor.
- (2) Margin Level = Measurement Value - Limit Value.

Test Mode: TX AX-40M Mode 2437 MHz

### Vertical



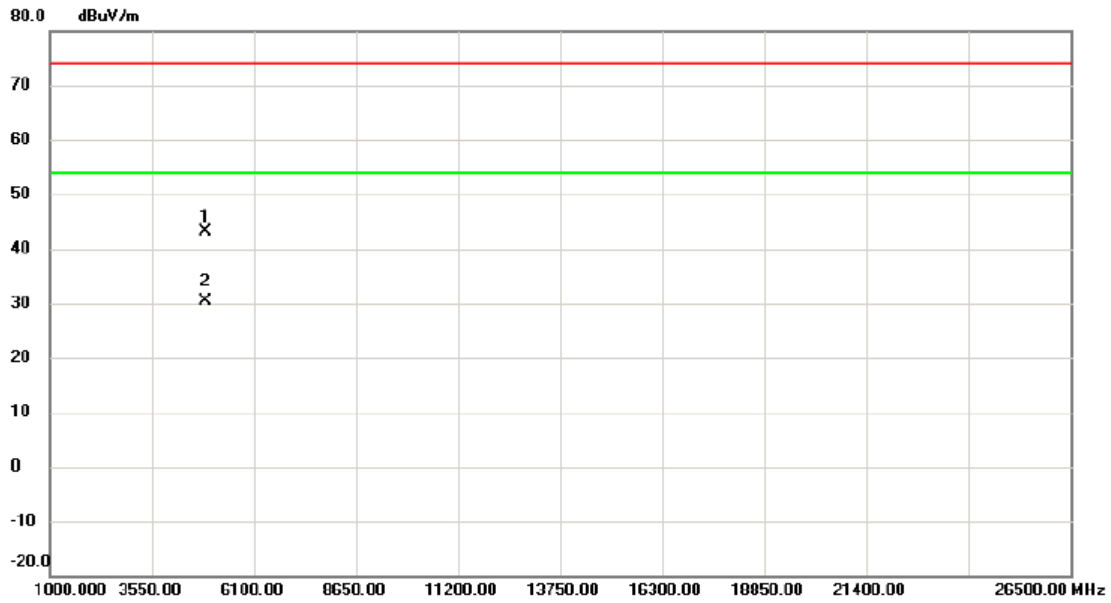
No.	Mk.	Freq. MHz	Reading Level dBuV	Correct Factor dB	Measure- ment dBuV/m	Limit dBuV/m	Margin dB	Detector	Comment
1	*	4875.215	23.85	8.06	31.91	54.00	-22.09	AVG	
2		4875.505	35.24	8.06	43.30	74.00	-30.70	peak	

**REMARKS:**

- (1) Measurement Value = Reading Level + Correct Factor.
- (2) Margin Level = Measurement Value - Limit Value.

Test Mode: TX AX-40M Mode 2437 MHz

### Horizontal



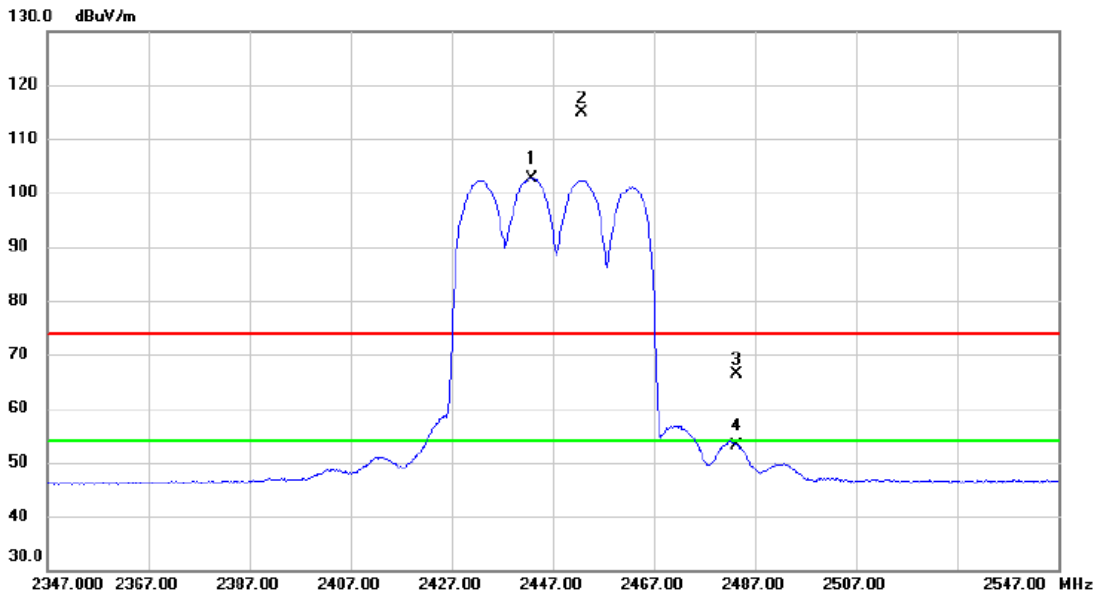
No.	Mk.	Freq. MHz	Reading Level dBuV	Correct Factor dB	Measure- ment dBuV/m	Limit dBuV/m	Margin dB	Detector	Comment
1		4876.660	34.97	8.06	43.03	74.00	-30.97	peak	
2	*	4878.415	22.37	8.08	30.45	54.00	-23.55	AVG	

**REMARKS:**

- (1) Measurement Value = Reading Level + Correct Factor.
- (2) Margin Level = Measurement Value - Limit Value.

Test Mode: TX AX-40M Mode 2447 MHz

### Vertical



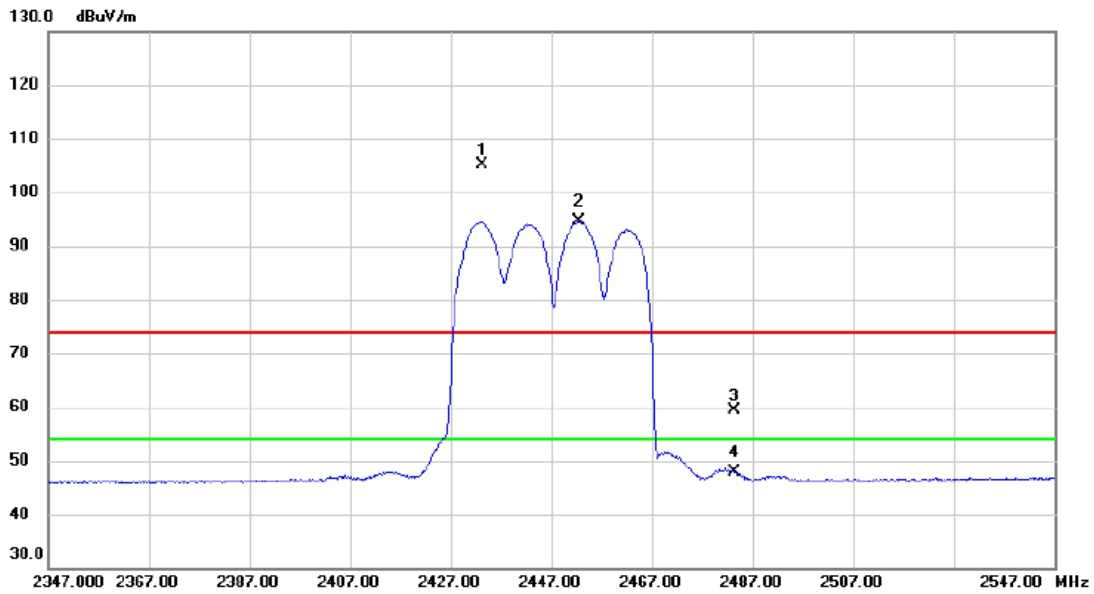
No.	Mk.	Freq. MHz	Reading Level dBuV	Correct Factor dB	Measure- ment dBuV/m	Limit dBuV/m	Margin dB	Detector	Comment
1	*	2442.800	95.33	7.25	102.58	54.00	48.58	AVG	No Limit
2	X	2452.800	107.53	7.25	114.78	74.00	40.78	peak	No Limit
3		2483.500	59.09	7.25	66.34	74.00	-7.66	peak	
4		2483.500	45.88	7.25	53.13	54.00	-0.87	AVG	

**REMARKS:**

- (1) Measurement Value = Reading Level + Correct Factor.
- (2) Margin Level = Measurement Value - Limit Value.

Test Mode: TX AX-40M Mode 2447 MHz

### Horizontal



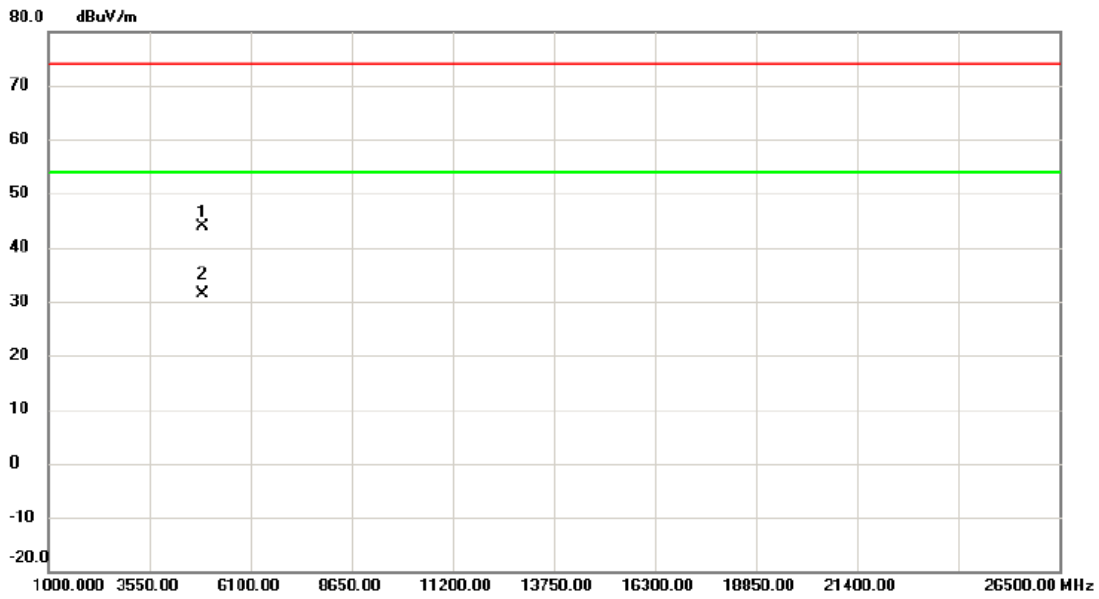
No.	Mk.	Freq. MHz	Reading Level dBuV	Correct Factor dB	Measure- ment dBuV/m	Limit dBuV/m	Margin dB	Detector	Comment
1	X	2433.200	97.88	7.25	105.13	74.00	31.13	peak	No Limit
2	*	2452.600	87.28	7.25	94.53	54.00	40.53	AVG	No Limit
3		2483.500	52.06	7.25	59.31	74.00	-14.69	peak	
4		2483.500	40.57	7.25	47.82	54.00	-6.18	AVG	

**REMARKS:**

- (1) Measurement Value = Reading Level + Correct Factor.
- (2) Margin Level = Measurement Value - Limit Value.

Test Mode: TX AX-40M Mode 2447 MHz

### Vertical



No.	Mk.	Freq. MHz	Reading Level dBuV	Correct Factor dB	Measure- ment dBuV/m	Limit dBuV/m	Margin dB	Detector	Comment
1		4896.475	35.69	8.14	43.83	74.00	-30.17	peak	
2	*	4898.285	23.26	8.15	31.41	54.00	-22.59	AVG	

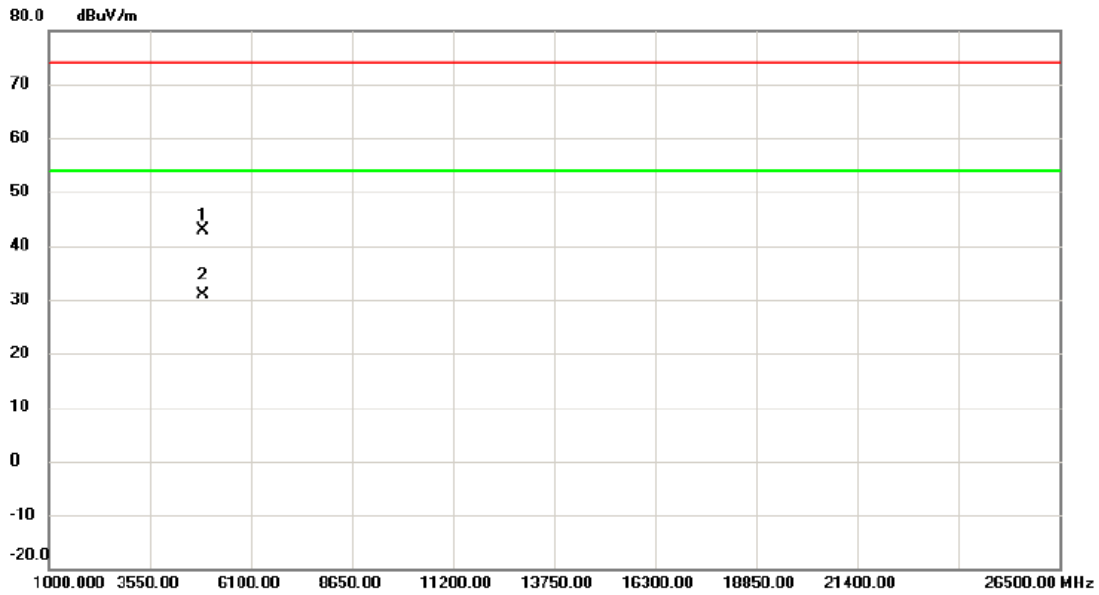
**REMARKS:**

- (1) Measurement Value = Reading Level + Correct Factor.
- (2) Margin Level = Measurement Value - Limit Value.



Test Mode: TX AX-40M Mode 2447 MHz

### Horizontal



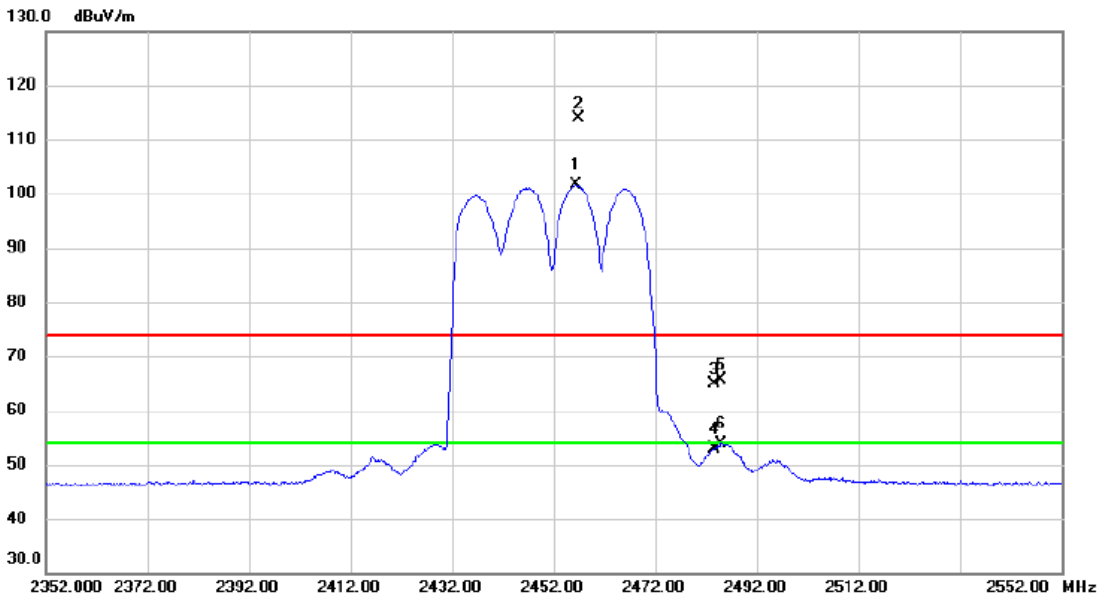
No. Mk.	Freq. MHz	Reading Level dBuV	Correct Factor dB	Measurement dBuV/m	Limit dBuV/m	Margin dB	Detector	Comment
1	4896.530	34.82	8.14	42.96	74.00	-31.04	peak	
2 *	4898.275	22.63	8.15	30.78	54.00	-23.22	AVG	

**REMARKS:**

- (1) Measurement Value = Reading Level + Correct Factor.
- (2) Margin Level = Measurement Value - Limit Value.

Test Mode: TX AX-40M Mode 2452 MHz

### Vertical



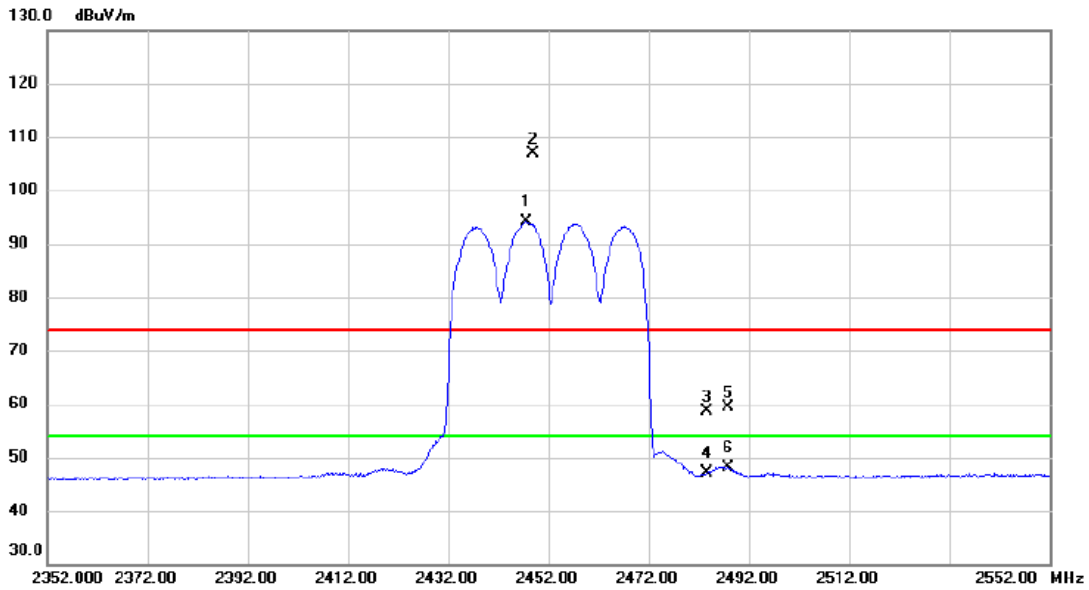
No.	Mk.	Freq. MHz	Reading Level dBuV	Correct Factor dB	Measure- ment dBuV/m	Limit dBuV/m	Margin dB	Detector	Comment
1	*	2456.400	94.27	7.26	101.53	54.00	47.53	AVG	No Limit
2	X	2457.000	106.51	7.26	113.77	74.00	39.77	peak	No Limit
3		2483.500	57.53	7.25	64.78	74.00	-9.22	peak	
4		2483.500	45.73	7.25	52.98	54.00	-1.02	AVG	
5		2485.000	58.41	7.25	65.66	74.00	-8.34	peak	
6		2485.000	46.70	7.25	53.95	54.00	-0.05	AVG	

**REMARKS:**

- (1) Measurement Value = Reading Level + Correct Factor.
- (2) Margin Level = Measurement Value - Limit Value.

Test Mode: TX AX-40M Mode 2452 MHz

### Horizontal



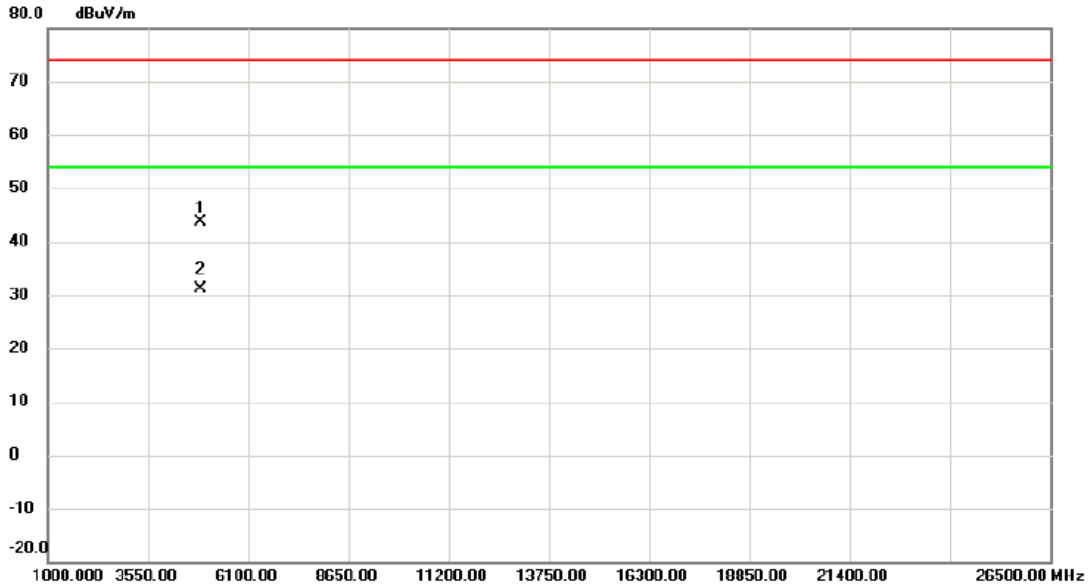
No.	Mk.	Freq. MHz	Reading Level dBuV	Correct Factor dB	Measure- ment dBuV/m	Limit dBuV/m	Margin dB	Detector	Comment
1	*	2447.600	86.78	7.25	94.03	54.00	40.03	AVG	No Limit
2	X	2448.800	99.70	7.25	106.95	74.00	32.95	peak	No Limit
3		2483.500	51.49	7.25	58.74	74.00	-15.26	peak	
4		2483.500	39.76	7.25	47.01	54.00	-6.99	AVG	
5		2487.800	52.19	7.24	59.43	74.00	-14.57	peak	
6		2487.800	40.88	7.24	48.12	54.00	-5.88	AVG	

**REMARKS:**

- (1) Measurement Value = Reading Level + Correct Factor.
- (2) Margin Level = Measurement Value - Limit Value.

Test Mode: TX AX-40M Mode 2452 MHz

### Vertical



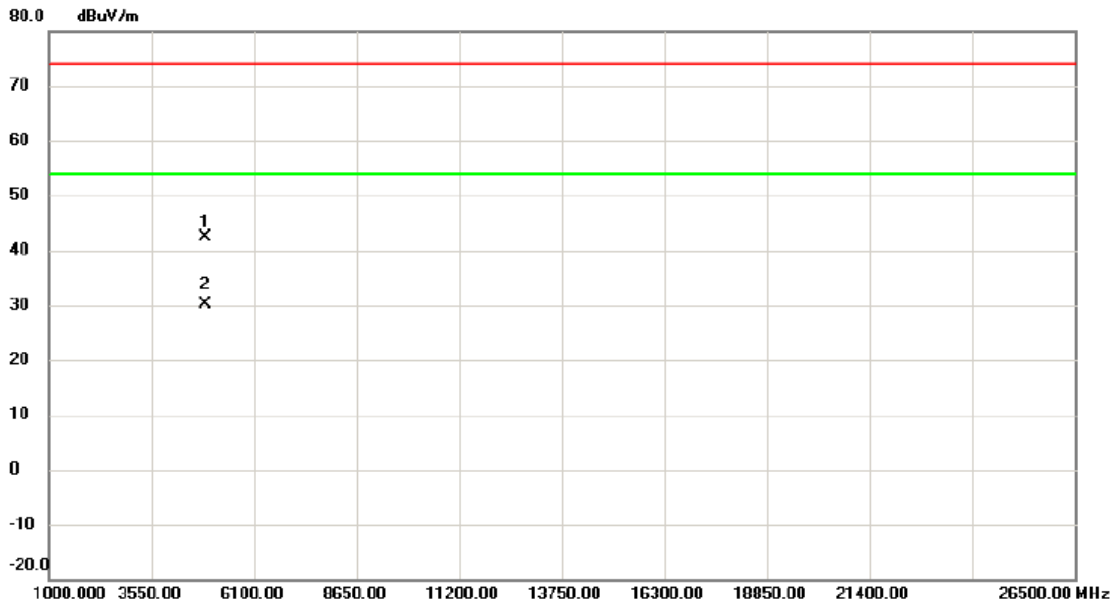
No.	Mk.	Freq. MHz	Reading Level dBuV	Correct Factor dB	Measure- ment dBuV/m	Limit dBuV/m	Margin dB	Detector	Comment
1		4906.475	35.37	8.19	43.56	74.00	-30.44	peak	
2	*	4908.285	23.01	8.20	31.21	54.00	-22.79	AVG	

**REMARKS:**

- (1) Measurement Value = Reading Level + Correct Factor.
- (2) Margin Level = Measurement Value - Limit Value.

Test Mode: TX AX-40M Mode 2452 MHz

### Horizontal



No.	Mk.	Freq. MHz	Reading Level dBuV	Correct Factor dB	Measure- ment dBuV/m	Limit dBuV/m	Margin dB	Detector	Comment
1		4899.845	34.18	8.16	42.34	74.00	-31.66	peak	
2	*	4907.880	21.83	8.19	30.02	54.00	-23.98	AVG	

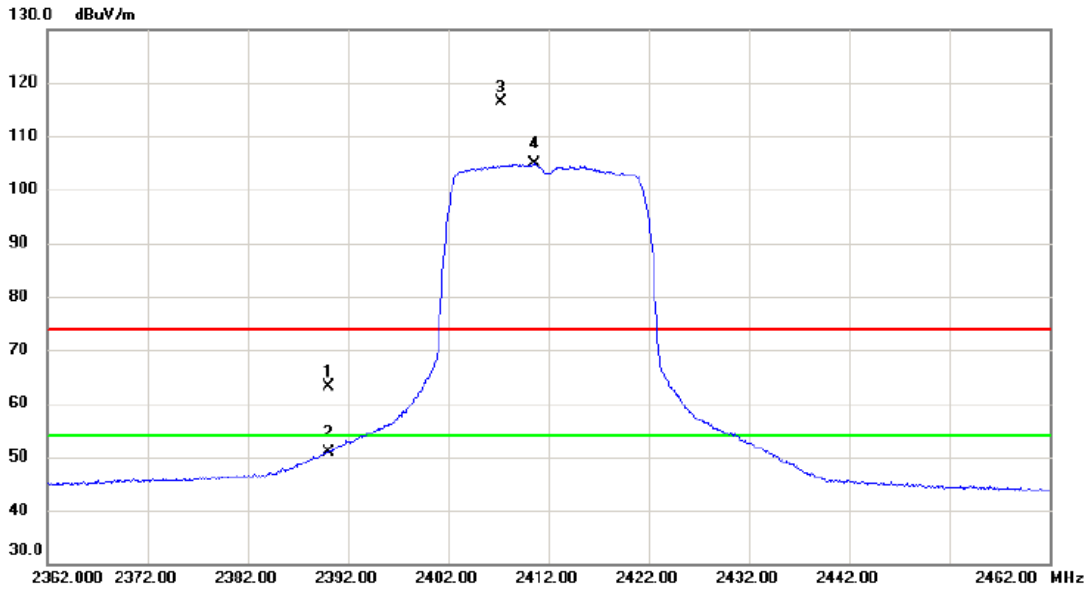
**REMARKS:**

- (1) Measurement Value = Reading Level + Correct Factor.
- (2) Margin Level = Measurement Value - Limit Value.

## Beamforming

Test Mode: TX AX-20M Mode 2412 MHz

### Vertical



No.	Mk.	Freq. MHz	Reading Level dBuV	Correct Factor dB	Measure- ment dBuV/m	Limit dBuV/m	Margin dB	Detector	Comment
1		2390.000	52.59	10.63	63.22	74.00	-10.78	peak	
2		2390.000	40.33	10.63	50.96	54.00	-3.04	AVG	
3	X	2407.250	105.60	10.68	116.28	74.00	42.28	peak	No Limit
4	*	2410.600	94.09	10.68	104.77	54.00	50.77	AVG	No Limit

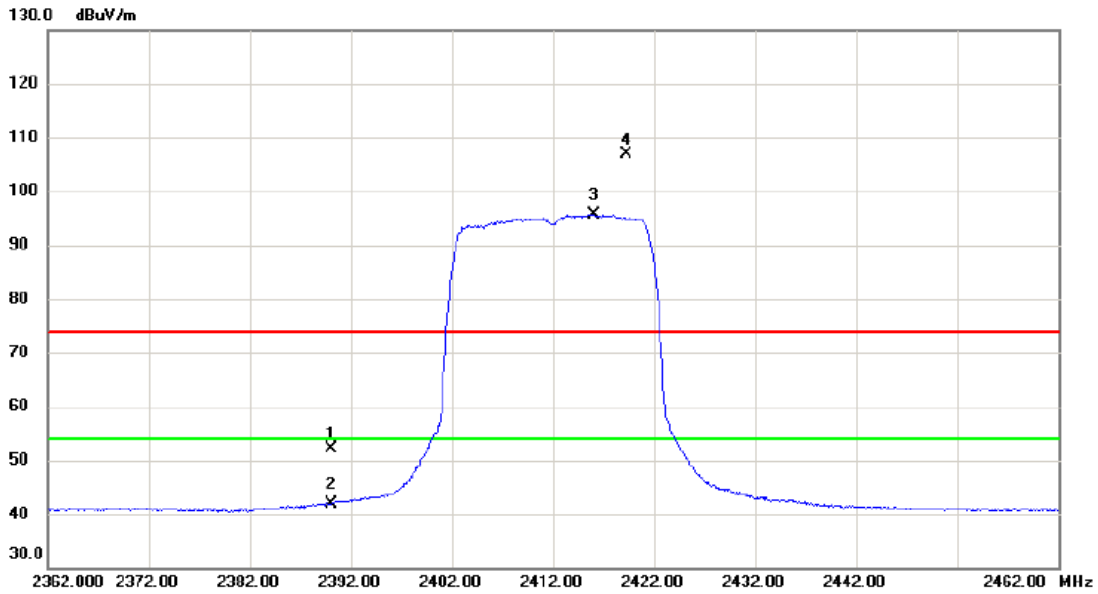
**REMARKS:**

(1) Measurement Value = Reading Level + Correct Factor.

(2) Margin Level = Measurement Value - Limit Value.

Test Mode: TX AX-20M Mode 2412 MHz

### Horizontal



No.	Mk.	Freq.	Reading Level	Correct Factor	Measurement	Limit	Margin	Detector	Comment
		MHz	dBuV	dB	dBuV/m	dBuV/m	dB		
1		2390.000	41.51	10.63	52.14	74.00	-21.86	peak	
2		2390.000	31.35	10.63	41.98	54.00	-12.02	AVG	
3	*	2416.000	85.03	10.70	95.73	54.00	41.73	AVG	No Limit
4	X	2419.300	96.07	10.71	106.78	74.00	32.78	peak	No Limit

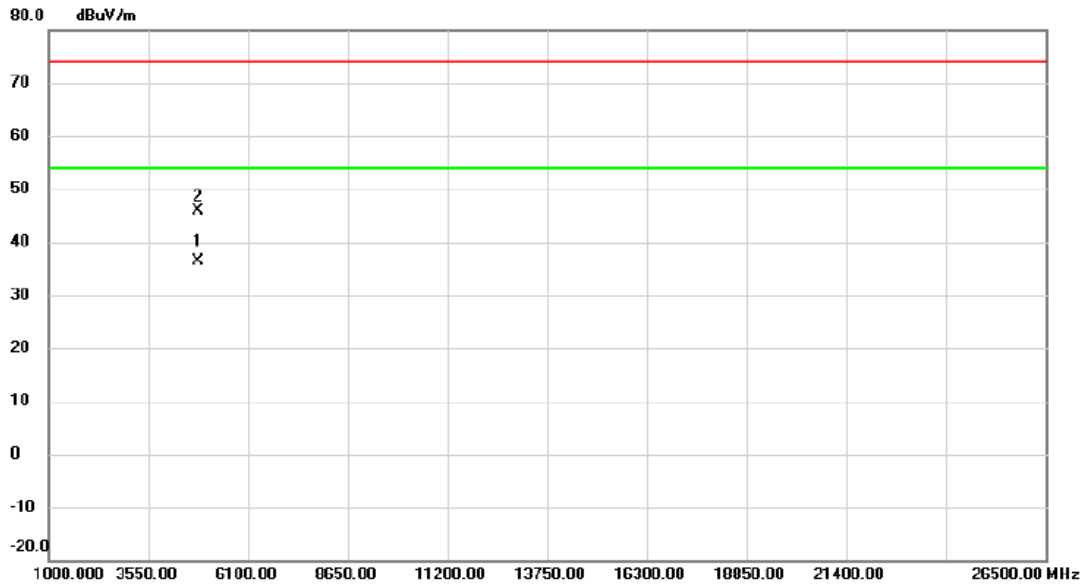
**REMARKS:**

(1) Measurement Value = Reading Level + Correct Factor.

(2) Margin Level = Measurement Value - Limit Value.

Test Mode: TX AX-20M Mode 2412 MHz

### Vertical



No.	Mk.	Freq. MHz	Reading Level dBuV	Correct Factor dB	Measure- ment dBuV/m	Limit dBuV/m	Margin dB	Detector	Comment
1	*	4823.993	28.52	7.86	36.38	54.00	-17.62	AVG	
2		4824.137	37.98	7.86	45.84	74.00	-28.16	peak	

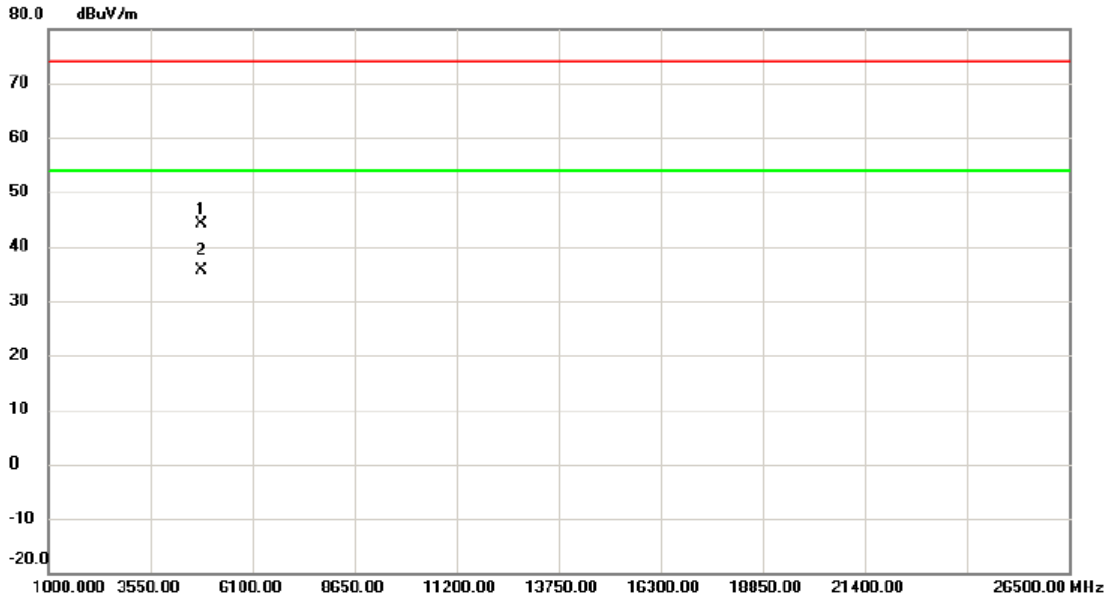
**REMARKS:**

- (1) Measurement Value = Reading Level + Correct Factor.
- (2) Margin Level = Measurement Value - Limit Value.



Test Mode: TX AX-20M Mode 2412 MHz

### Horizontal



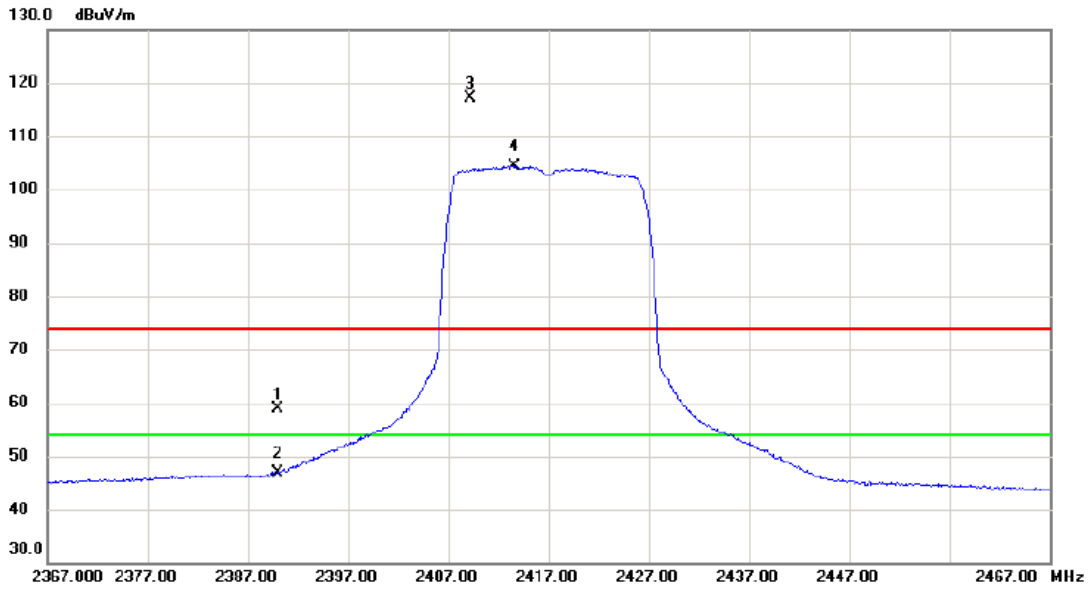
No.	Mk.	Freq. MHz	Reading Level dBuV	Correct Factor dB	Measure- ment dBuV/m	Limit dBuV/m	Margin dB	Detector	Comment
1		4823.363	36.34	7.86	44.20	74.00	-29.80	peak	
2	*	4823.780	27.66	7.86	35.52	54.00	-18.48	AVG	

**REMARKS:**

- (1) Measurement Value = Reading Level + Correct Factor.
- (2) Margin Level = Measurement Value - Limit Value.

Test Mode: TX AX-20M Mode 2417 MHz

### Vertical



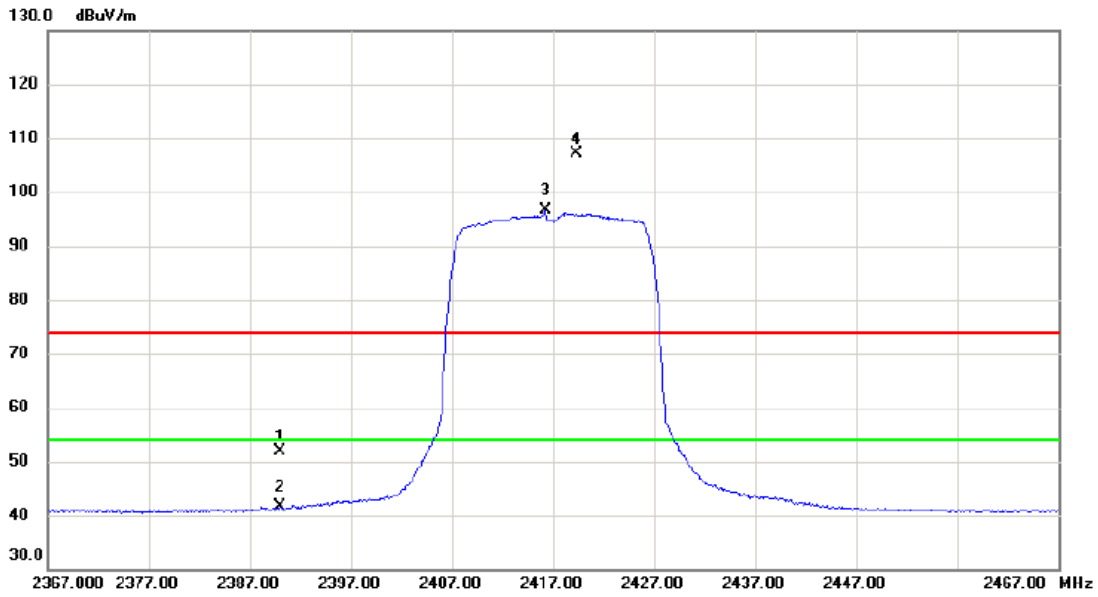
No.	Mk.	Freq. MHz	Reading Level dBuV	Correct Factor dB	Measure- ment dBuV/m	Limit dBuV/m	Margin dB	Detector	Comment
1		2390.000	48.21	10.63	58.84	74.00	-15.16	peak	
2		2390.000	36.28	10.63	46.91	54.00	-7.09	AVG	
3	X	2409.250	106.33	10.68	117.01	74.00	43.01	peak	No Limit
4	*	2413.550	93.75	10.69	104.44	54.00	50.44	AVG	No Limit

#### REMARKS:

- (1) Measurement Value = Reading Level + Correct Factor.
- (2) Margin Level = Measurement Value - Limit Value.

Test Mode: TX AX-20M Mode 2417 MHz

### Horizontal



No. Mk.	Freq. MHz	Reading Level dBuV	Correct Factor dB	Measurement dBuV/m	Limit dBuV/m	Margin dB	Detector	Comment
1	2390.000	41.28	10.63	51.91	74.00	-22.09	peak	
2	2390.000	30.91	10.63	41.54	54.00	-12.46	AVG	
3 *	2416.250	85.98	10.70	96.68	54.00	42.68	AVG	No Limit
4 X	2419.300	96.35	10.71	107.06	74.00	33.06	peak	No Limit

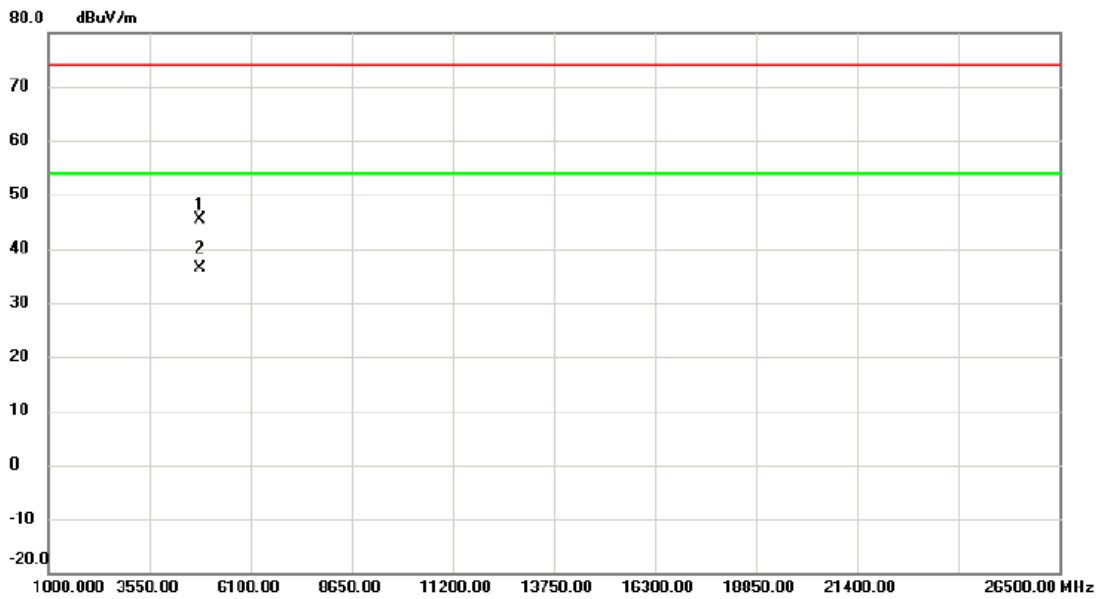
**REMARKS:**

(1) Measurement Value = Reading Level + Correct Factor.

(2) Margin Level = Measurement Value - Limit Value.

Test Mode: TX AX-20M Mode 2417 MHz

### Vertical



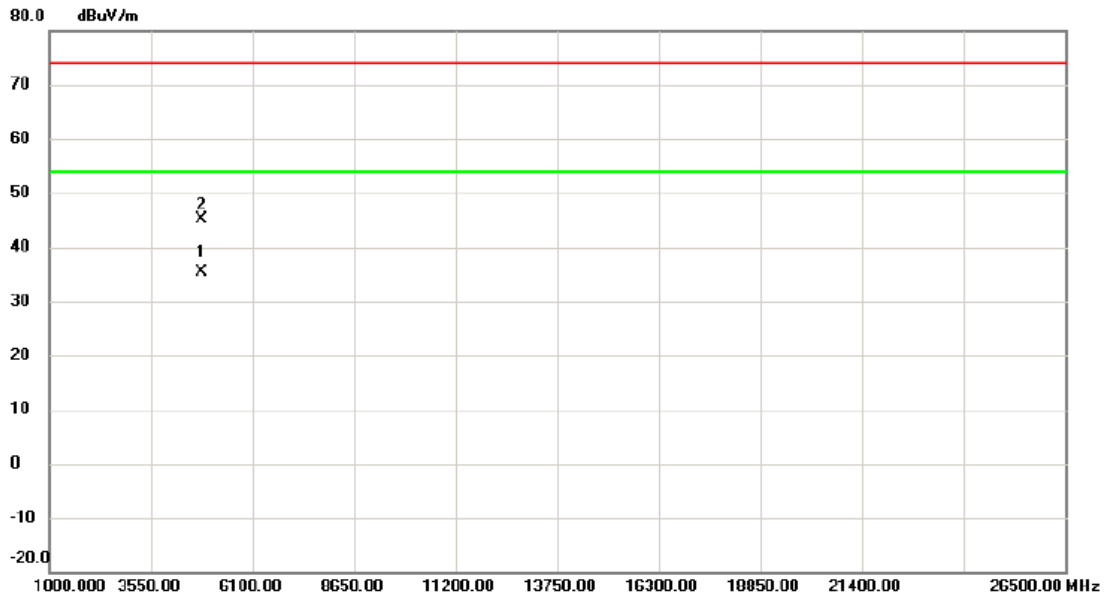
No.	Mk.	Freq. MHz	Reading Level dBuV	Correct Factor dB	Measure- ment dBuV/m	Limit dBuV/m	Margin dB	Detector	Comment
1		4831.837	37.44	7.89	45.33	74.00	-28.67	peak	
2	*	4833.717	28.41	7.89	36.30	54.00	-17.70	AVG	

**REMARKS:**

- (1) Measurement Value = Reading Level + Correct Factor.
- (2) Margin Level = Measurement Value - Limit Value.

Test Mode: TX AX-20M Mode 2417 MHz

### Horizontal



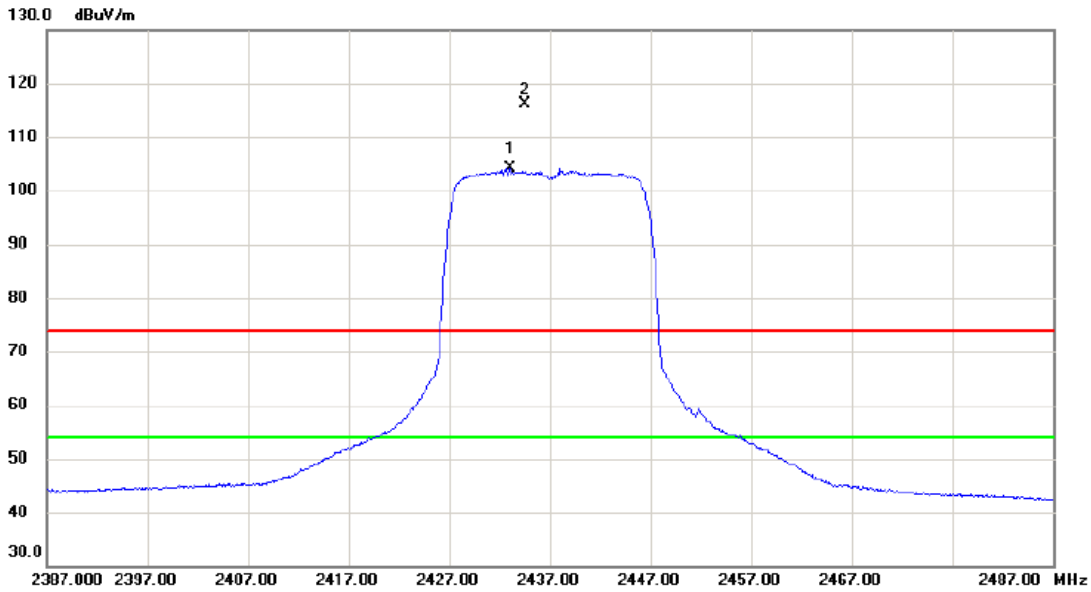
No.	Mk.	Freq. MHz	Reading Level dBuV	Correct Factor dB	Measure- ment dBuV/m	Limit dBuV/m	Margin dB	Detector	Comment
1	*	4833.882	27.45	7.89	35.34	54.00	-18.66	AVG	
2		4834.543	37.13	7.90	45.03	74.00	-28.97	peak	

**REMARKS:**

- (1) Measurement Value = Reading Level + Correct Factor.
- (2) Margin Level = Measurement Value - Limit Value.

Test Mode: TX AX-20M Mode 2437 MHz

### Vertical



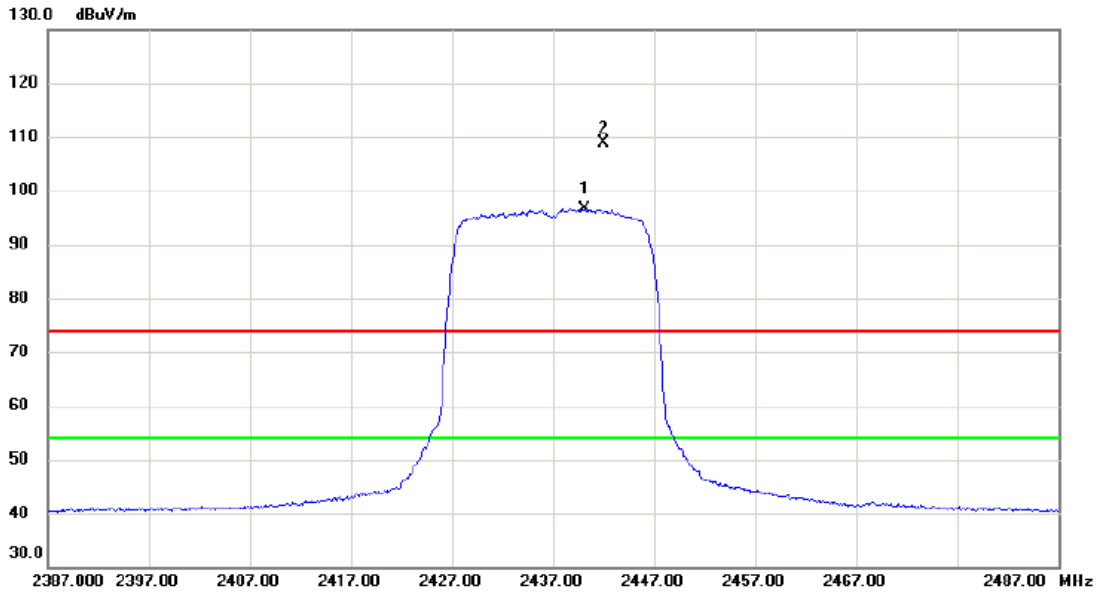
No.	Mk.	Freq.	Reading Level	Correct Factor	Measurement	Limit	Margin		
		MHz	dBuV	dB	dBuV/m	dBuV/m	dB	Detector	Comment
1	*	2433.050	93.49	10.74	104.23	54.00	50.23	AVG	No Limit
2	X	2434.550	105.43	10.76	116.19	74.00	42.19	peak	No Limit

**REMARKS:**

- (1) Measurement Value = Reading Level + Correct Factor.
- (2) Margin Level = Measurement Value - Limit Value.

Test Mode: TX AX-20M Mode 2437 MHz

### Horizontal



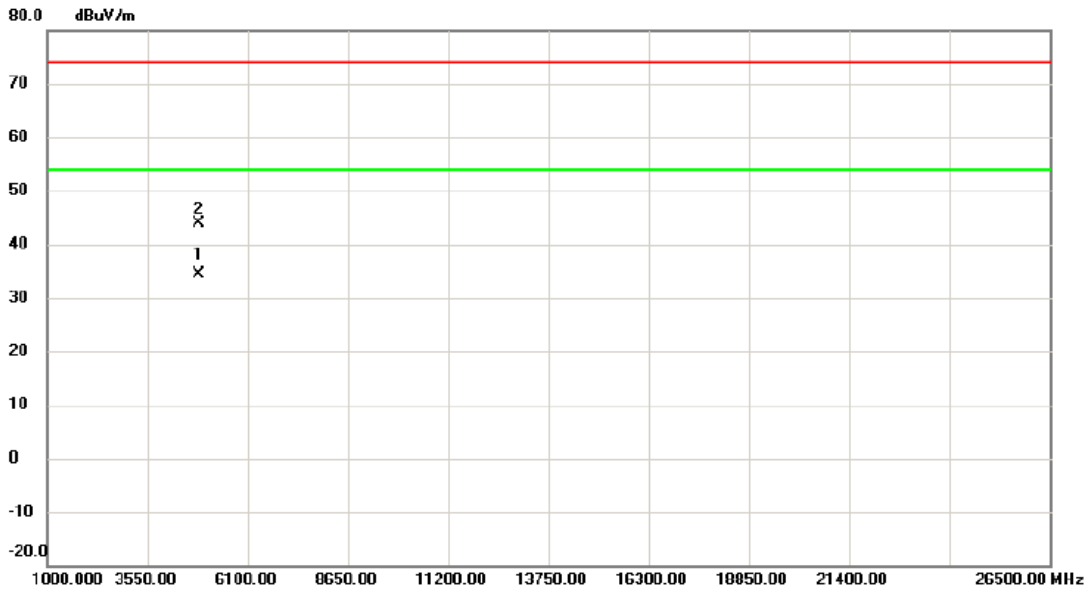
No.	Mk.	Freq. MHz	Reading Level dBuV	Correct Factor dB	Measure- ment dBuV/m	Limit dBuV/m	Margin dB	Detector	Comment
1	*	2440.100	85.82	10.77	96.59	54.00	42.59	AVG	No Limit
2	X	2442.000	98.15	10.78	108.93	74.00	34.93	peak	No Limit

**REMARKS:**

- (1) Measurement Value = Reading Level + Correct Factor.
- (2) Margin Level = Measurement Value - Limit Value.

Test Mode: TX AX-20M Mode 2437 MHz

### Vertical



No.	Mk.	Freq. MHz	Reading Level dBuV	Correct Factor dB	Measure- ment dBuV/m	Limit dBuV/m	Margin dB	Detector	Comment
1	*	4873.970	26.21	8.06	34.27	54.00	-19.73	AVG	
2		4874.157	35.72	8.06	43.78	74.00	-30.22	peak	

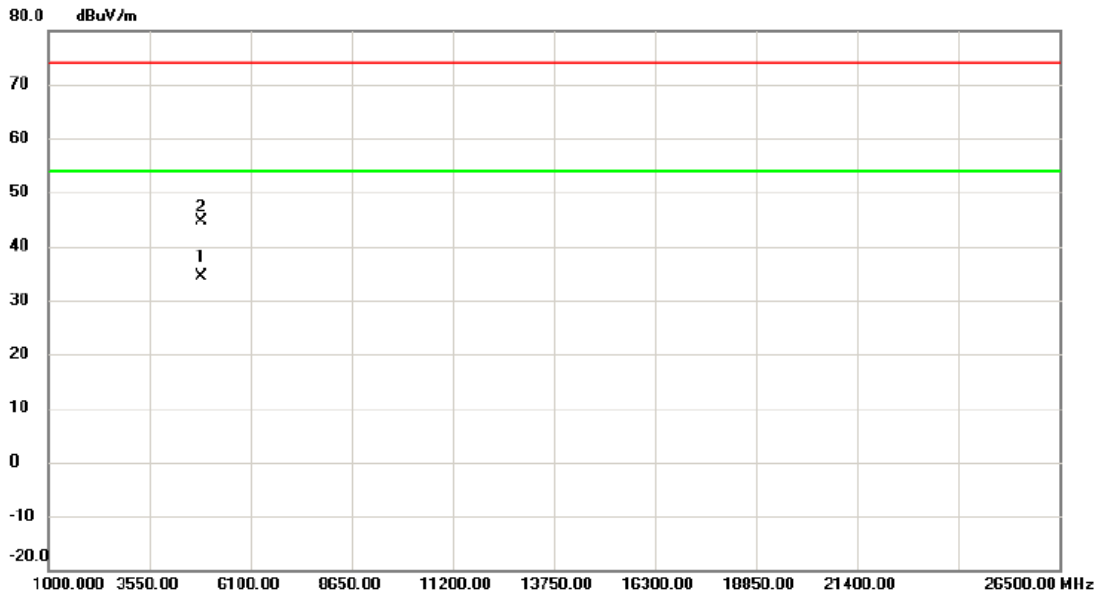
**REMARKS:**

- (1) Measurement Value = Reading Level + Correct Factor.
- (2) Margin Level = Measurement Value - Limit Value.



Test Mode: TX AX-20M Mode 2437 MHz

### Horizontal



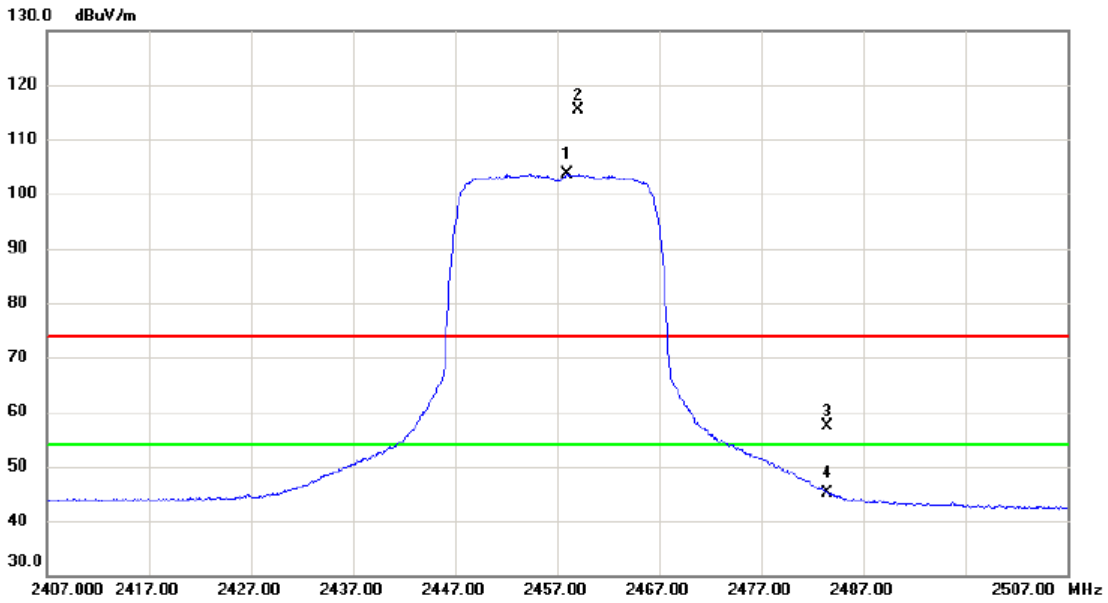
No.	Mk.	Freq. MHz	Reading Level dBuV	Correct Factor dB	Measure- ment dBuV/m	Limit dBuV/m	Margin dB	Detector	Comment
1	*	4873.774	26.33	8.05	34.38	54.00	-19.62	AVG	
2		4873.872	36.52	8.05	44.57	74.00	-29.43	peak	

**REMARKS:**

- (1) Measurement Value = Reading Level + Correct Factor.
- (2) Margin Level = Measurement Value - Limit Value.

Test Mode: TX AX-20M Mode 2457 MHz

### Vertical



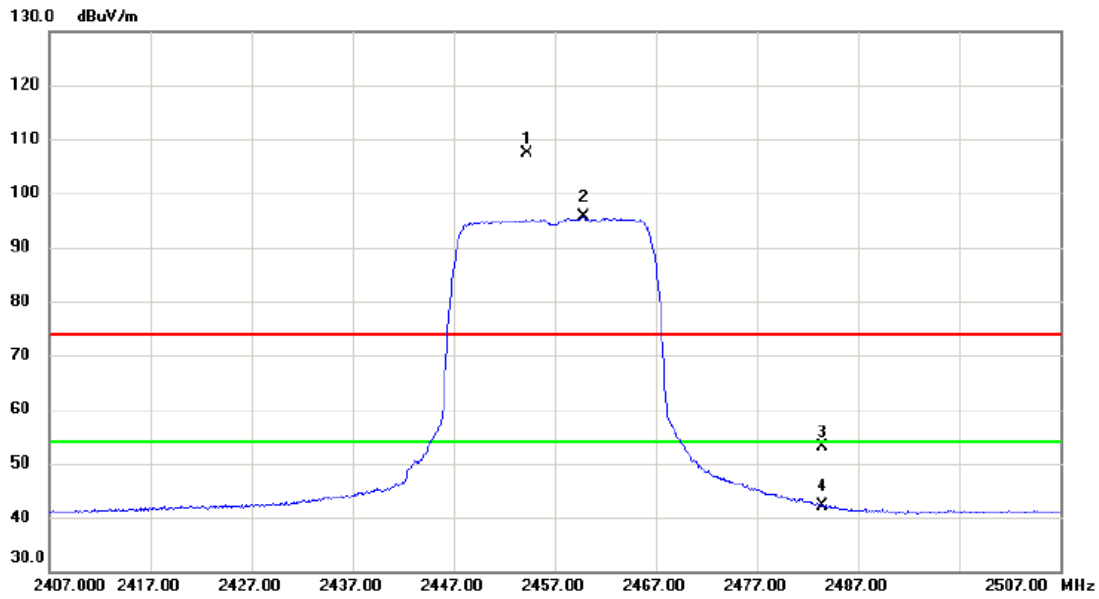
No.	Mk.	Freq. MHz	Reading Level dBuV	Correct Factor dB	Measure- ment dBuV/m	Limit dBuV/m	Margin dB	Detector	Comment
1	*	2458.050	92.90	10.83	103.73	54.00	49.73	AVG	No Limit
2	X	2459.050	104.56	10.83	115.39	74.00	41.39	peak	No Limit
3		2483.500	46.40	10.90	57.30	74.00	-16.70	peak	
4		2483.500	34.17	10.90	45.07	54.00	-8.93	AVG	

**REMARKS:**

- (1) Measurement Value = Reading Level + Correct Factor.
- (2) Margin Level = Measurement Value - Limit Value.

Test Mode: TX AX-20M Mode 2457 MHz

### Horizontal



No.	Mk.	Freq. MHz	Reading Level dBuV	Correct Factor dB	Measure- ment dBuV/m	Limit dBuV/m	Margin dB	Detector	Comment
1	X	2454.250	96.50	10.81	107.31	74.00	33.31	peak	No Limit
2	*	2459.850	84.75	10.83	95.58	54.00	41.58	AVG	No Limit
3		2483.500	42.35	10.90	53.25	74.00	-20.75	peak	
4		2483.500	31.26	10.90	42.16	54.00	-11.84	AVG	

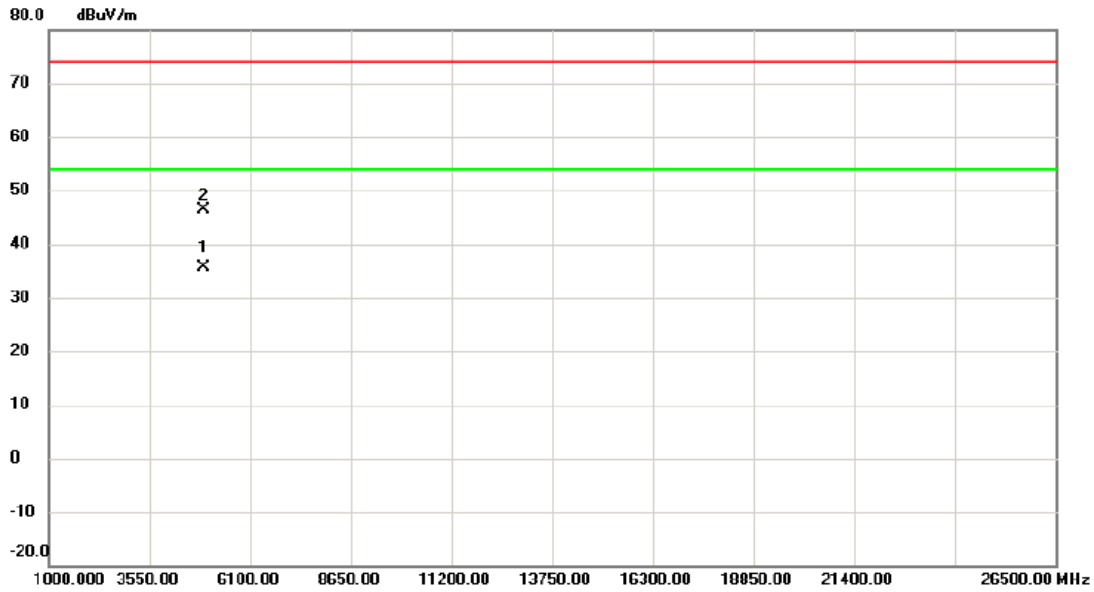
**REMARKS:**

(1) Measurement Value = Reading Level + Correct Factor.

(2) Margin Level = Measurement Value - Limit Value.

Test Mode: TX AX-20M Mode 2457 MHz

### Vertical



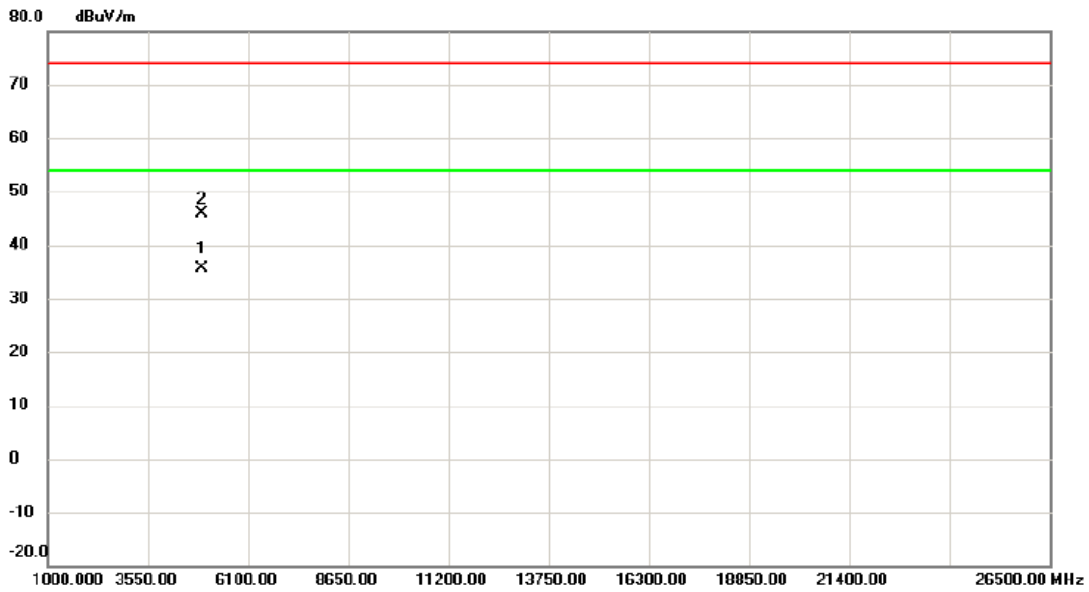
No.	Mk.	Freq.	Reading Level	Correct Factor	Measurement	Limit	Margin	Detector	Comment
		MHz	dBuV	dB	dBuV/m	dBuV/m	dB		
1	*	4913.884	27.49	8.22	35.71	54.00	-18.29	AVG	
2		4913.939	38.11	8.22	46.33	74.00	-27.67	peak	

**REMARKS:**

- (1) Measurement Value = Reading Level + Correct Factor.
- (2) Margin Level = Measurement Value - Limit Value.

Test Mode: TX AX-20M Mode 2457 MHz

### Horizontal



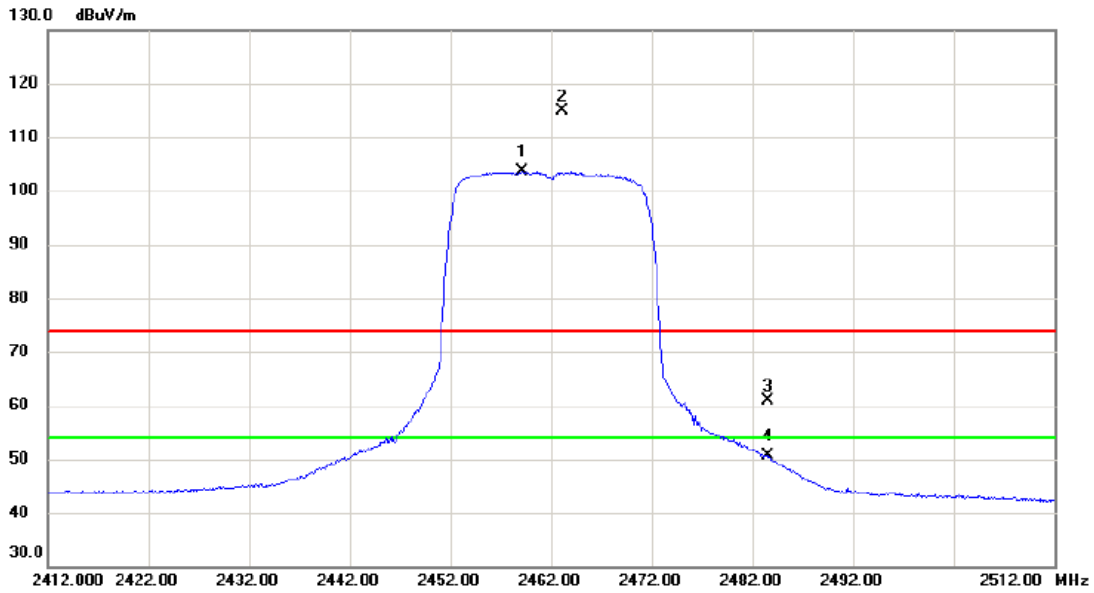
No.	Mk.	Freq. MHz	Reading Level dBuV	Correct Factor dB	Measure- ment dBuV/m	Limit dBuV/m	Margin dB	Detector	Comment
1	*	4913.875	27.37	8.22	35.59	54.00	-18.41	AVG	
2		4914.060	37.61	8.22	45.83	74.00	-28.17	peak	

**REMARKS:**

- (1) Measurement Value = Reading Level + Correct Factor.
- (2) Margin Level = Measurement Value - Limit Value.

Test Mode: TX AX-20M Mode 2462 MHz

### Vertical



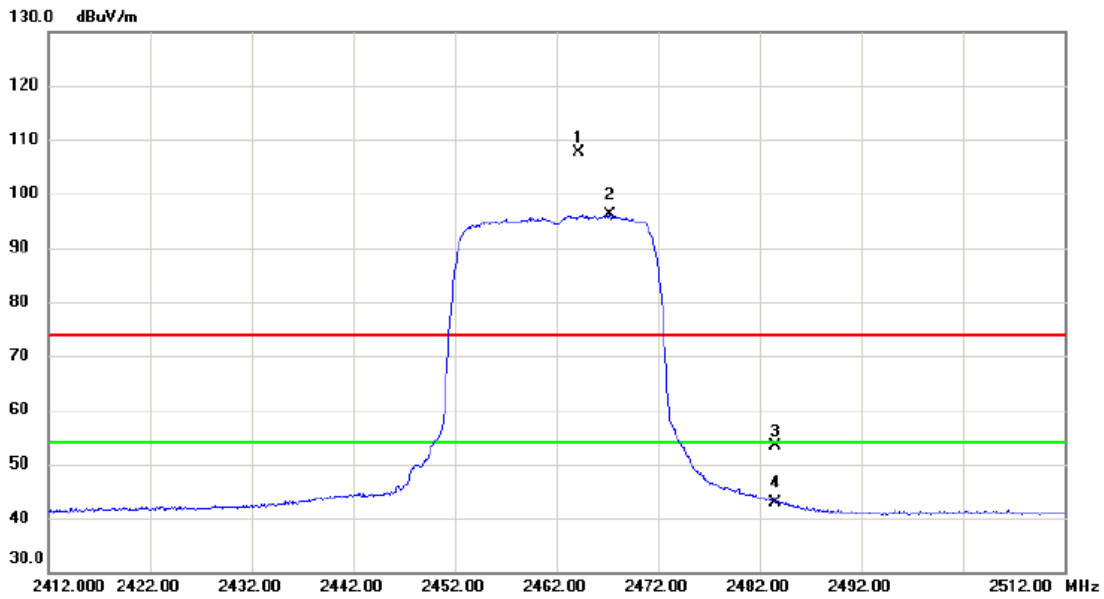
No.	Mk.	Freq. MHz	Reading Level dBuV	Correct Factor dB	Measure- ment dBuV/m	Limit dBuV/m	Margin dB	Detector	Comment
1	*	2459.200	92.81	10.83	103.64	54.00	49.64	AVG	No Limit
2	X	2463.200	104.07	10.84	114.91	74.00	40.91	peak	No Limit
3		2483.500	50.06	10.90	60.96	74.00	-13.04	peak	
4		2483.500	39.75	10.90	50.65	54.00	-3.35	AVG	

**REMARKS:**

- (1) Measurement Value = Reading Level + Correct Factor.
- (2) Margin Level = Measurement Value - Limit Value.

Test Mode: TX AX-20M Mode 2462 MHz

### Horizontal



No.	Mk.	Freq. MHz	Reading Level dBuV	Correct Factor dB	Measure- ment dBuV/m	Limit dBuV/m	Margin dB	Detector	Comment
1	X	2464.200	96.78	10.84	107.62	74.00	33.62	peak	No Limit
2	*	2467.300	85.25	10.86	96.11	54.00	42.11	AVG	No Limit
3		2483.500	42.55	10.90	53.45	74.00	-20.55	peak	
4		2483.500	32.07	10.90	42.97	54.00	-11.03	AVG	

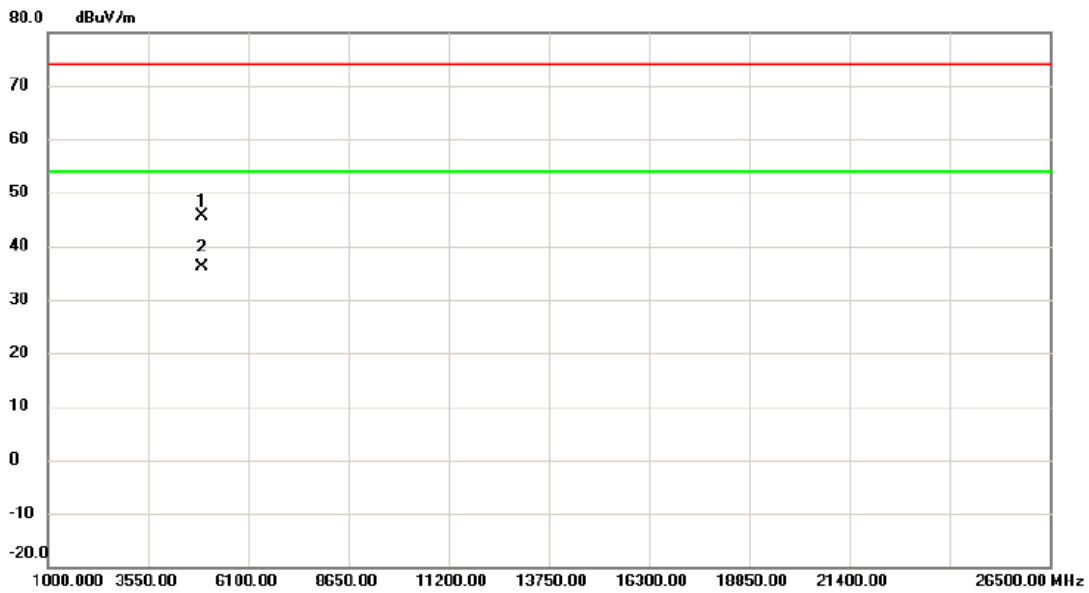
**REMARKS:**

(1) Measurement Value = Reading Level + Correct Factor.

(2) Margin Level = Measurement Value - Limit Value.

Test Mode: TX AX-20M Mode 2462 MHz

### Vertical



No.	Mk.	Freq. MHz	Reading Level dBuV	Correct Factor dB	Measure- ment dBuV/m	Limit dBuV/m	Margin dB	Detector	Comment
1		4923.836	37.48	8.26	45.74	74.00	-28.26	peak	
2	*	4923.944	27.90	8.26	36.16	54.00	-17.84	AVG	

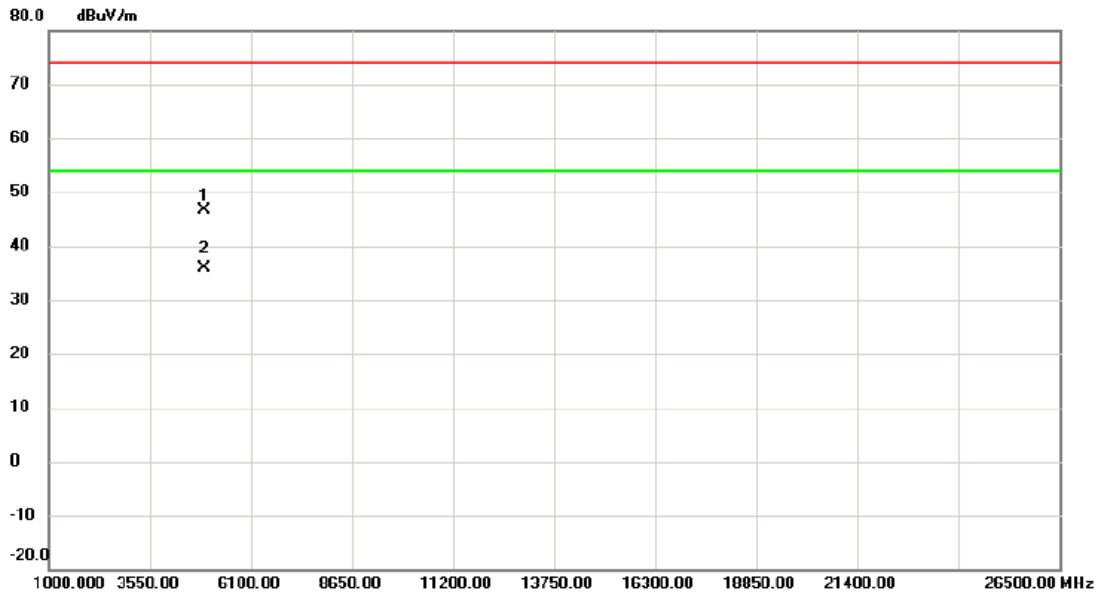
**REMARKS:**

- (1) Measurement Value = Reading Level + Correct Factor.
- (2) Margin Level = Measurement Value - Limit Value.



Test Mode: TX AX-20M Mode 2462 MHz

### Horizontal



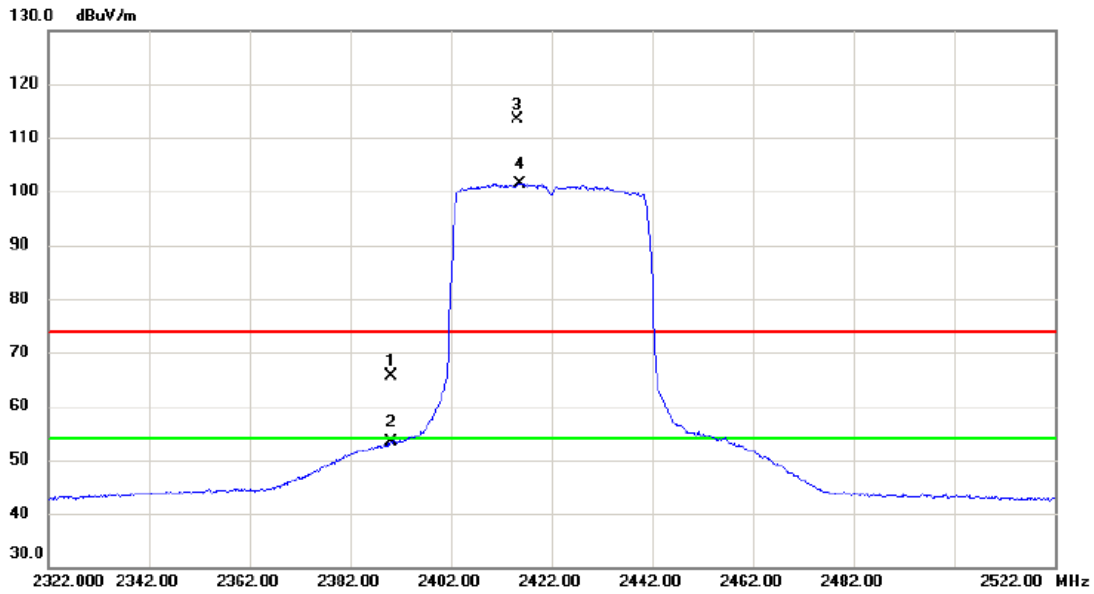
No.	Mk.	Freq. MHz	Reading Level dBuV	Correct Factor dB	Measure- ment dBuV/m	Limit dBuV/m	Margin dB	Detector	Comment
1		4923.384	38.43	8.26	46.69	74.00	-27.31	peak	
2	*	4923.972	27.60	8.26	35.86	54.00	-18.14	AVG	

**REMARKS:**

- (1) Measurement Value = Reading Level + Correct Factor.
- (2) Margin Level = Measurement Value - Limit Value.

Test Mode: TX AX-40M Mode 2422MHz

### Vertical



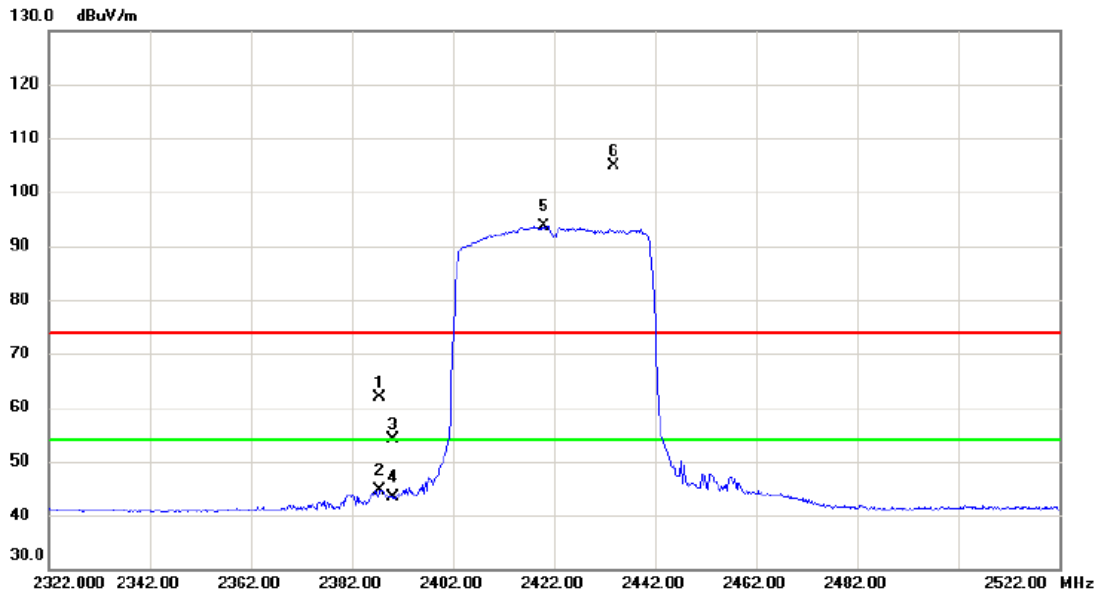
No.	Mk.	Freq.	Reading Level	Correct Factor	Measurement	Limit	Margin		
		MHz	dBuV	dB	dBuV/m	dBuV/m	dB	Detector	Comment
1		2390.000	54.89	10.63	65.52	74.00	-8.48	peak	
2		2390.000	42.63	10.63	53.26	54.00	-0.74	AVG	
3	X	2415.300	102.59	10.69	113.28	74.00	39.28	peak	No Limit
4	*	2415.700	90.78	10.69	101.47	54.00	47.47	AVG	No Limit

**REMARKS:**

- (1) Measurement Value = Reading Level + Correct Factor.
- (2) Margin Level = Measurement Value - Limit Value.

Test Mode: TX AX-40M Mode 2422MHz

### Horizontal



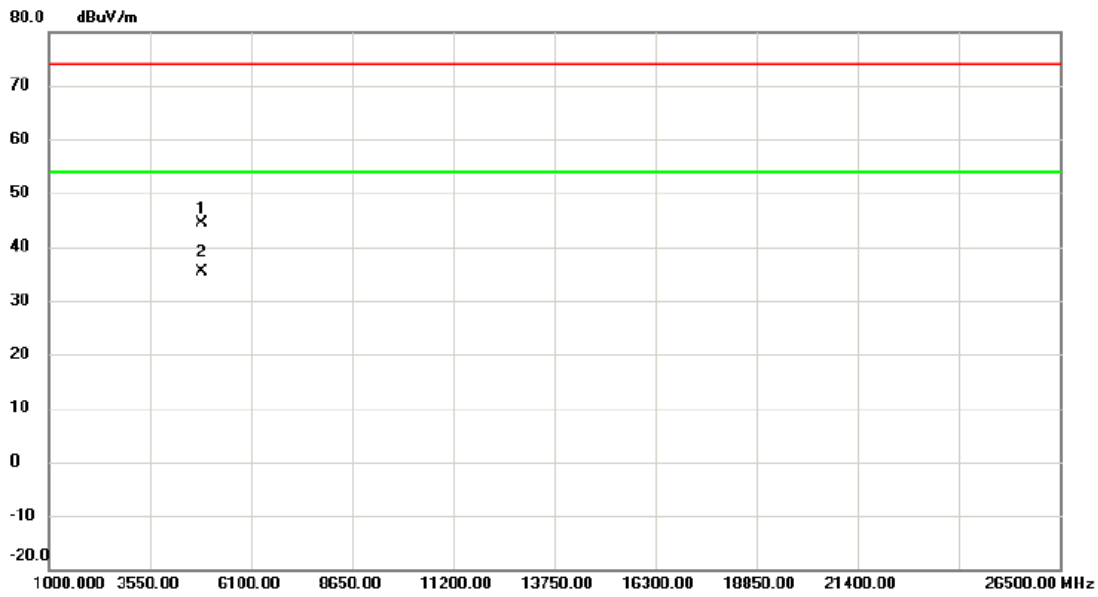
No.	Mk.	Freq. MHz	Reading Level dBuV	Correct Factor dB	Measure- ment dBuV/m	Limit dBuV/m	Margin dB	Detector	Comment
1		2387.600	51.23	10.62	61.85	74.00	-12.15	peak	
2		2387.600	34.11	10.62	44.73	54.00	-9.27	AVG	
3		2390.000	43.48	10.63	54.11	74.00	-19.89	peak	
4		2390.000	32.75	10.63	43.38	54.00	-10.62	AVG	
5	*	2420.100	82.92	10.71	93.63	54.00	39.63	AVG	No Limit
6	X	2433.900	94.03	10.75	104.78	74.00	30.78	peak	No Limit

**REMARKS:**

- (1) Measurement Value = Reading Level + Correct Factor.
- (2) Margin Level = Measurement Value - Limit Value.

Test Mode: TX AX-40M Mode 2422MHz

### Vertical



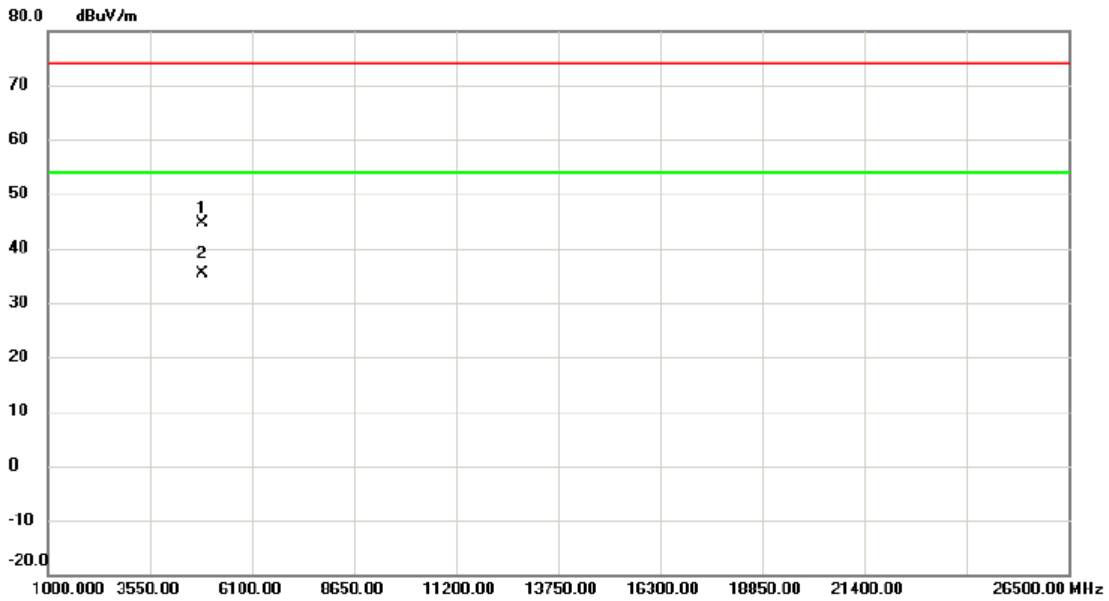
No.	Mk.	Freq. MHz	Reading Level dBuV	Correct Factor dB	Measure- ment dBuV/m	Limit dBuV/m	Margin dB	Detector	Comment
1		4843.860	36.39	7.93	44.32	74.00	-29.68	peak	
2	*	4844.008	27.51	7.93	35.44	54.00	-18.56	AVG	

**REMARKS:**

- (1) Measurement Value = Reading Level + Correct Factor.
- (2) Margin Level = Measurement Value - Limit Value.

Test Mode: TX AX-40M Mode 2422MHz

### Horizontal



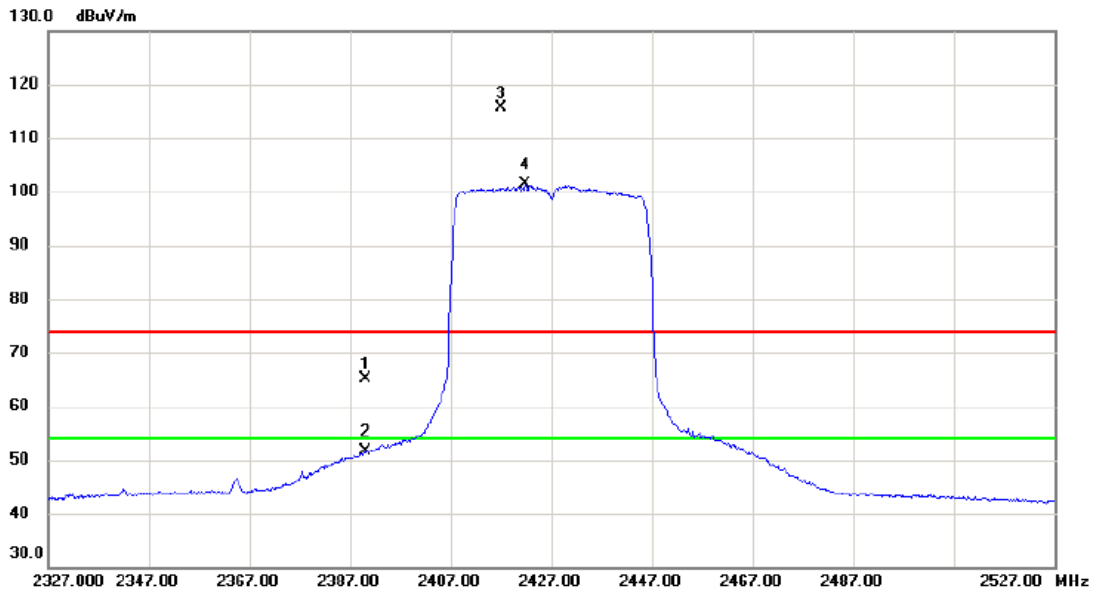
No. Mk.	Freq. MHz	Reading Level dBuV	Correct Factor dB	Measurement dBuV/m	Limit dBuV/m	Margin dB	Detector	Comment
1	4843.771	36.59	7.93	44.52	74.00	-29.48	peak	
2 *	4843.941	27.54	7.93	35.47	54.00	-18.53	AVG	

**REMARKS:**

- (1) Measurement Value = Reading Level + Correct Factor.
- (2) Margin Level = Measurement Value - Limit Value.

Test Mode: TX AX-40M Mode 2427MHz

### Vertical



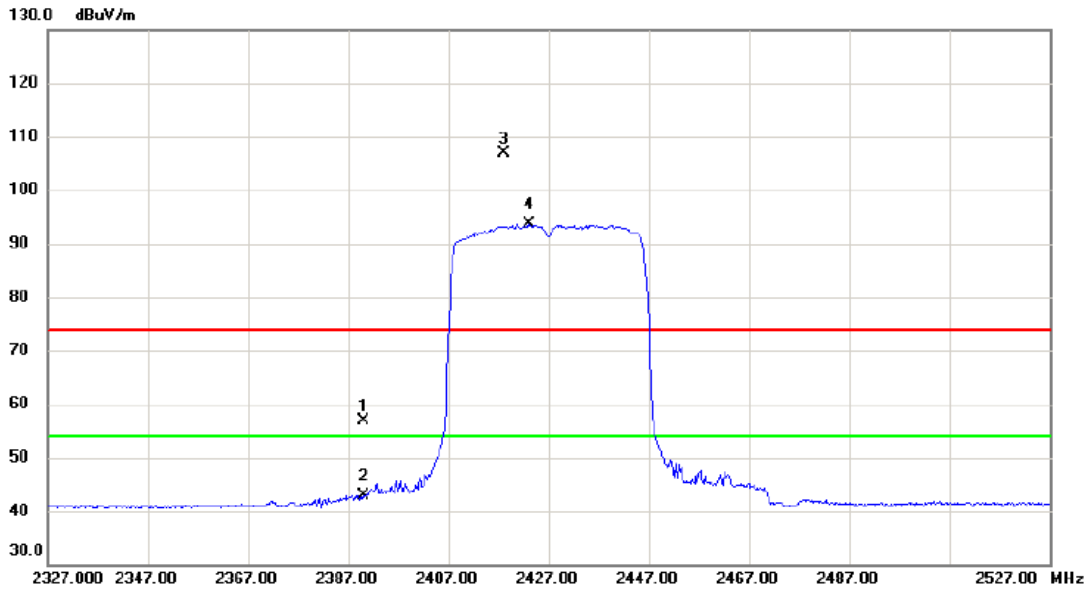
No.	Mk.	Freq. MHz	Reading Level dBuV	Correct Factor dB	Measure- ment dBuV/m	Limit dBuV/m	Margin dB	Detector	Comment
1		2390.000	54.51	10.63	65.14	74.00	-8.86	peak	
2		2390.000	41.02	10.63	51.65	54.00	-2.35	AVG	
3	X	2417.000	104.85	10.70	115.55	74.00	41.55	peak	No Limit
4	*	2421.800	90.54	10.72	101.26	54.00	47.26	AVG	No Limit

**REMARKS:**

- (1) Measurement Value = Reading Level + Correct Factor.
- (2) Margin Level = Measurement Value - Limit Value.

Test Mode: TX AX-40M Mode 2427MHz

### Horizontal



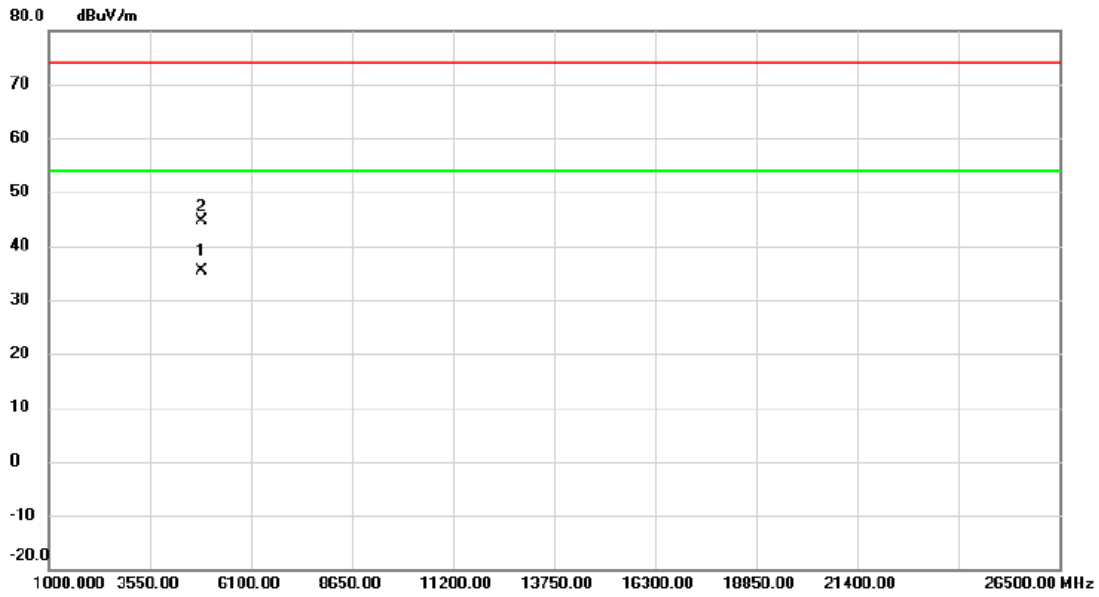
No.	Mk.	Freq. MHz	Reading Level dBuV	Correct Factor dB	Measure- ment dBuV/m	Limit dBuV/m	Margin dB	Detector	Comment
1		2390.000	46.18	10.63	56.81	74.00	-17.19	peak	
2		2390.000	32.22	10.63	42.85	54.00	-11.15	AVG	
3	X	2418.200	96.17	10.71	106.88	74.00	32.88	peak	No Limit
4	*	2423.100	82.87	10.72	93.59	54.00	39.59	AVG	No Limit

**REMARKS:**

- (1) Measurement Value = Reading Level + Correct Factor.
- (2) Margin Level = Measurement Value - Limit Value.

Test Mode: TX AX-40M Mode 2427MHz

### Vertical



No. Mk.	Freq. MHz	Reading Level dBuV	Correct Factor dB	Measure- ment dBuV/m	Limit dBuV/m	Margin dB	Detector	Comment
1 *	4853.829	27.37	7.98	35.35	54.00	-18.65	AVG	
2	4854.093	36.72	7.98	44.70	74.00	-29.30	peak	

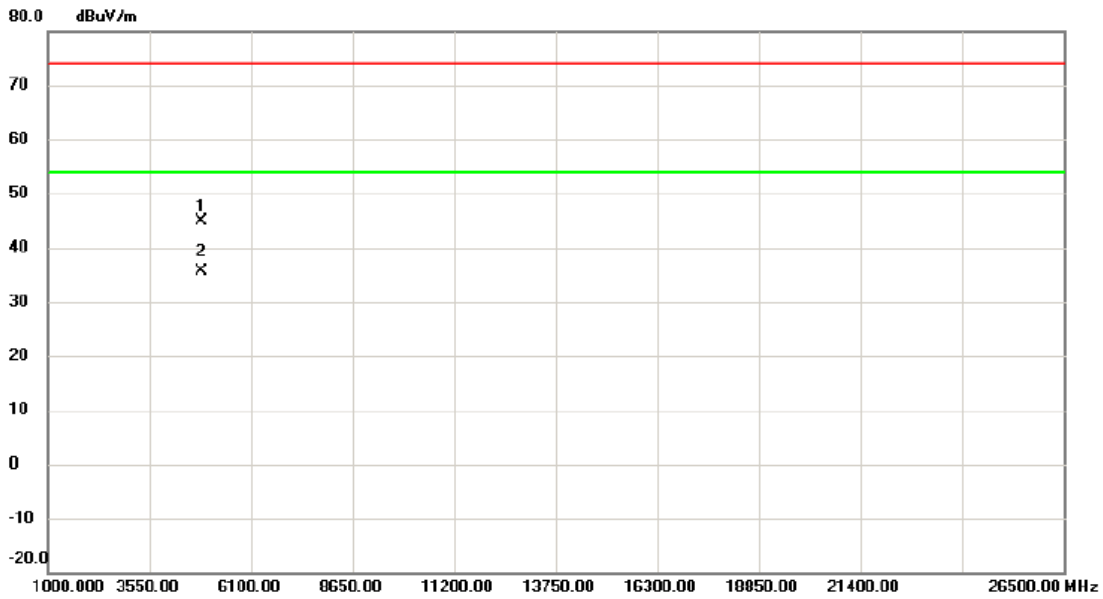
**REMARKS:**

- (1) Measurement Value = Reading Level + Correct Factor.
- (2) Margin Level = Measurement Value - Limit Value.



Test Mode: TX AX-40M Mode 2427MHz

### Horizontal



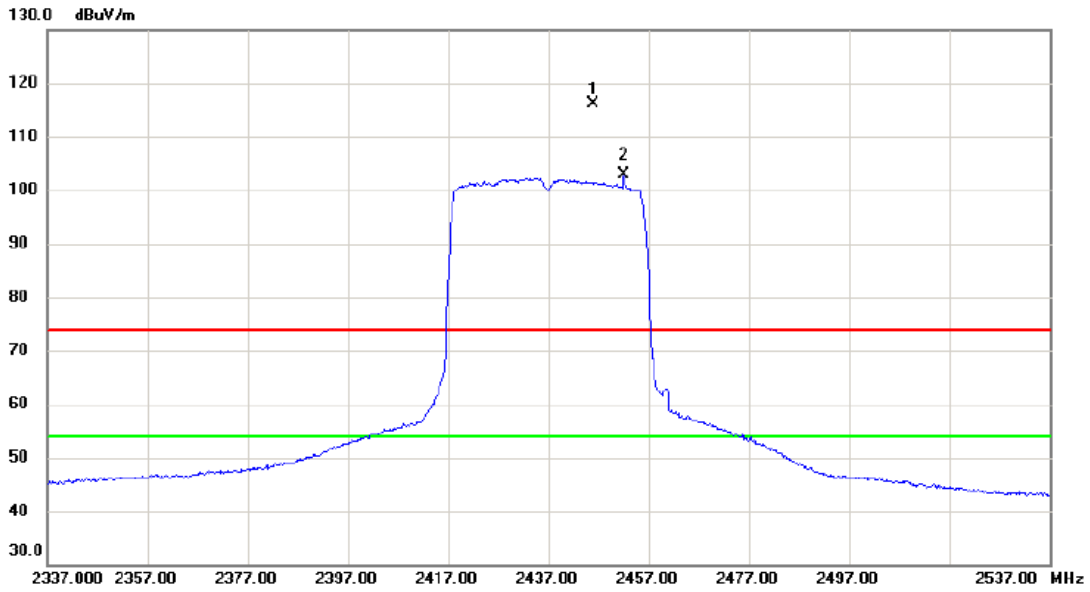
No. Mk.	Freq. MHz	Reading Level dBuV	Correct Factor dB	Measure- ment dBuV/m	Limit dBuV/m	Margin dB	Detector	Comment
1	4853.806	36.79	7.98	44.77	74.00	-29.23	peak	
2 *	4854.033	27.55	7.98	35.53	54.00	-18.47	AVG	

**REMARKS:**

- (1) Measurement Value = Reading Level + Correct Factor.
- (2) Margin Level = Measurement Value - Limit Value.

Test Mode: TX AX-40M Mode 2437MHz

### Vertical



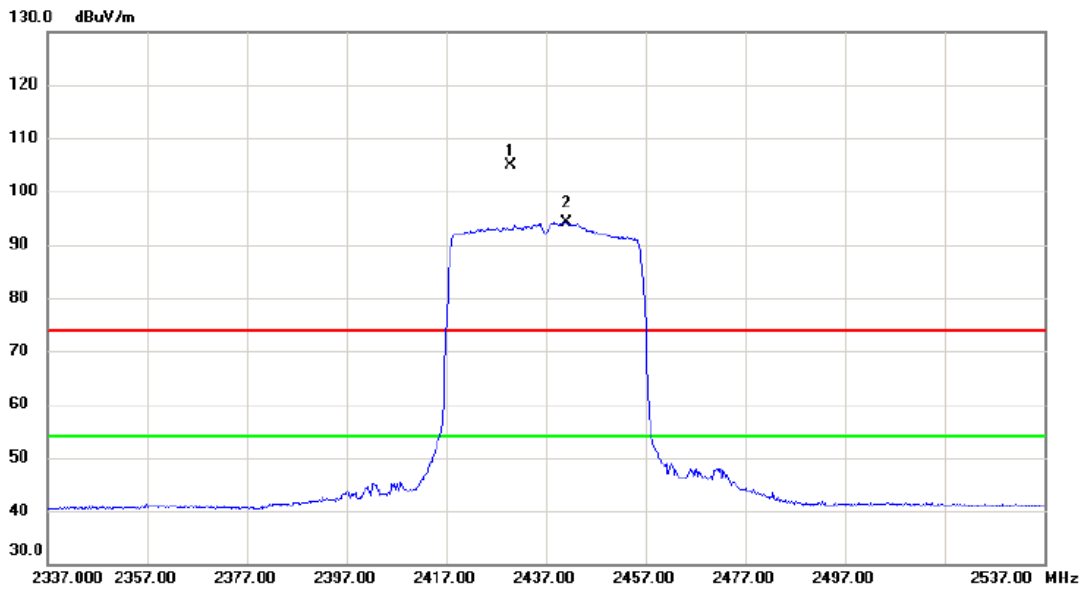
No.	Mk.	Freq. MHz	Reading Level dBuV	Correct Factor dB	Measure- ment dBuV/m	Limit dBuV/m	Margin dB	Detector	Comment
1	X	2445.900	105.28	10.79	116.07	74.00	42.07	peak	No Limit
2	*	2452.000	92.06	10.80	102.86	54.00	48.86	AVG	No Limit

#### REMARKS:

- (1) Measurement Value = Reading Level + Correct Factor.
- (2) Margin Level = Measurement Value - Limit Value.

Test Mode: TX AX-40M Mode 2437MHz

### Horizontal



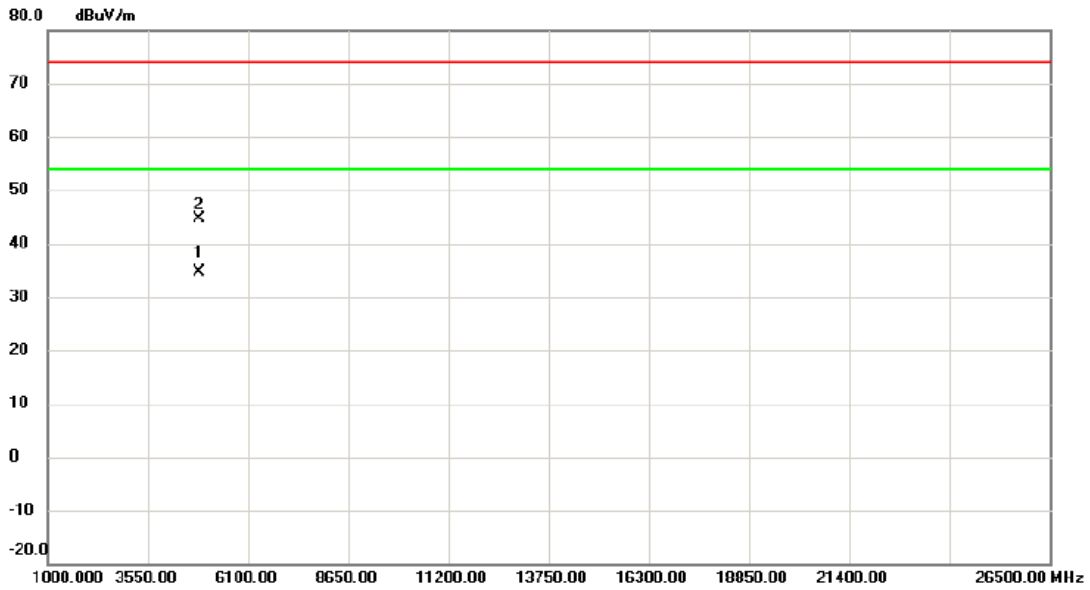
No.	Mk.	Freq. MHz	Reading Level dBuV	Correct Factor dB	Measure- ment dBuV/m	Limit dBuV/m	Margin dB	Detector	Comment
1	X	2430.000	94.12	10.74	104.86	74.00	30.86	peak	No Limit
2	*	2441.000	83.29	10.77	94.06	54.00	40.06	AVG	No Limit

**REMARKS:**

- (1) Measurement Value = Reading Level + Correct Factor.
- (2) Margin Level = Measurement Value - Limit Value.

Test Mode: TX AX-40M Mode 2437MHz

### Vertical



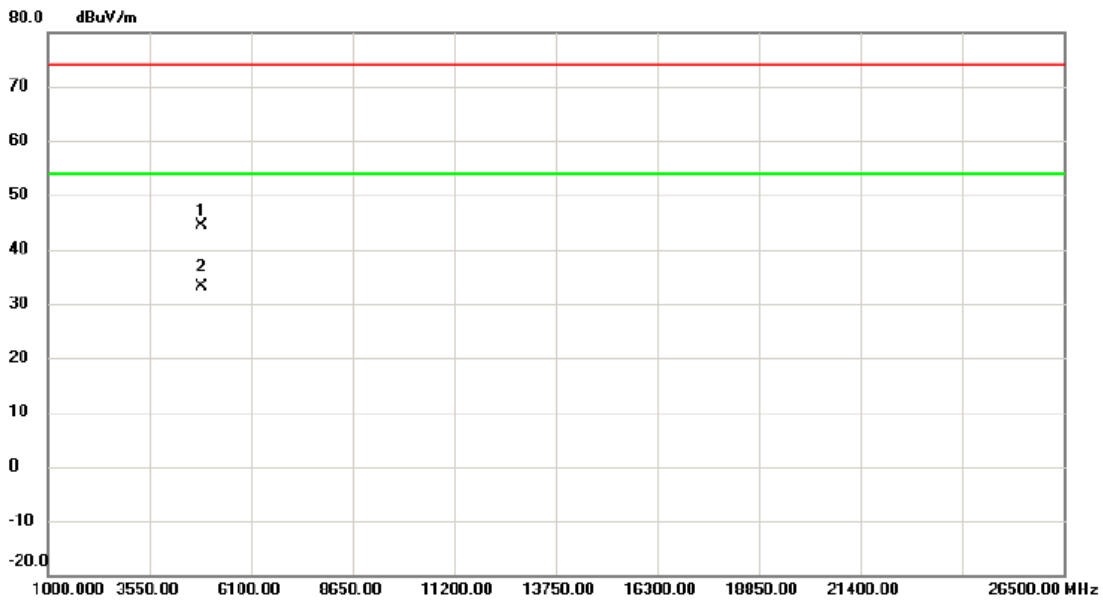
No.	Mk.	Freq. MHz	Reading Level dBuV	Correct Factor dB	Measure- ment dBuV/m	Limit dBuV/m	Margin dB	Detector	Comment
1	*	4873.835	26.48	8.05	34.53	54.00	-19.47	AVG	
2		4873.978	36.67	8.06	44.73	74.00	-29.27	peak	

**REMARKS:**

- (1) Measurement Value = Reading Level + Correct Factor.
- (2) Margin Level = Measurement Value - Limit Value.

Test Mode: TX AX-40M Mode 2437MHz

### Horizontal



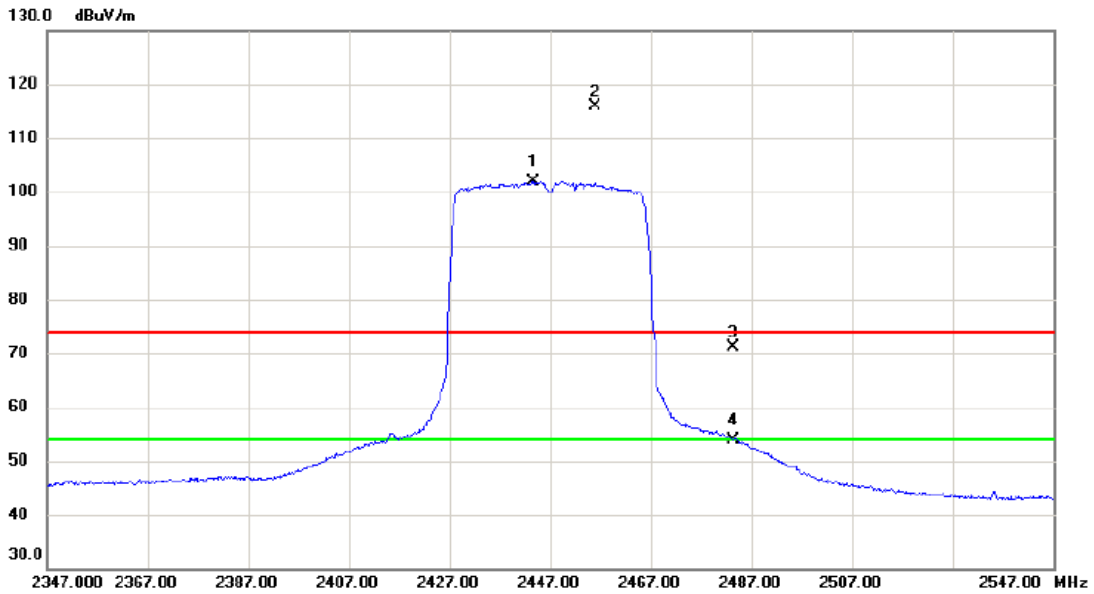
No. Mk.	Freq. MHz	Reading Level dBuV	Correct Factor dB	Measurement dBuV/m	Limit dBuV/m	Margin dB	Detector	Comment
1	4873.510	36.38	8.05	44.43	74.00	-29.57	peak	
2 *	4874.383	25.16	8.06	33.22	54.00	-20.78	AVG	

**REMARKS:**

- (1) Measurement Value = Reading Level + Correct Factor.
- (2) Margin Level = Measurement Value - Limit Value.

Test Mode: TX AX-40M Mode 2447MHz

### Vertical



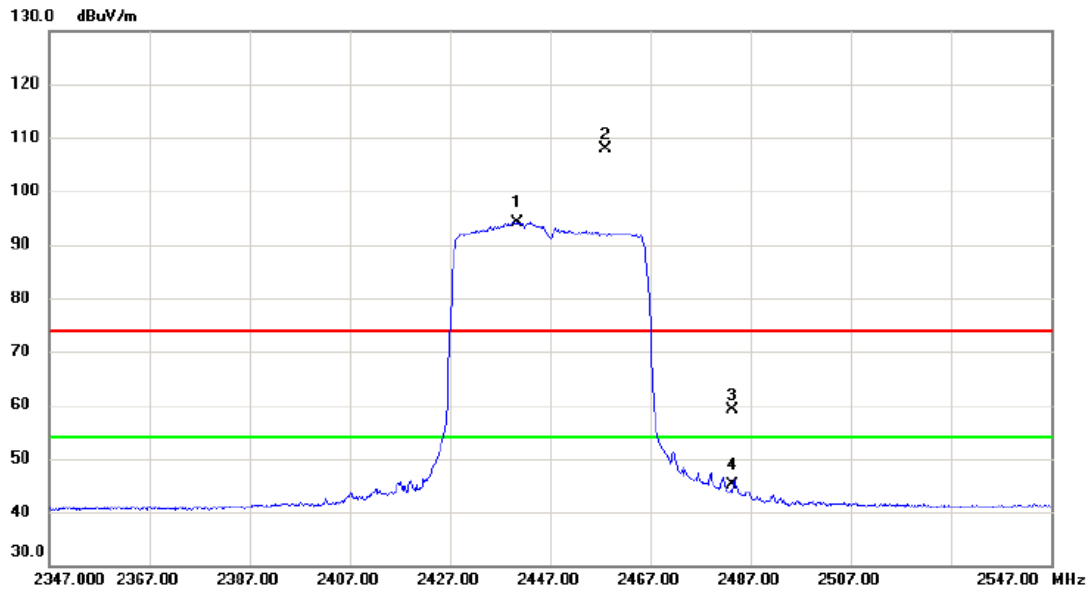
No.	Mk.	Freq. MHz	Reading Level dBuV	Correct Factor dB	Measure- ment dBuV/m	Limit dBuV/m	Margin dB	Detector	Comment
1	*	2443.600	91.11	10.79	101.90	54.00	47.90	AVG	No Limit
2	X	2455.900	105.00	10.81	115.81	74.00	41.81	peak	No Limit
3		2483.500	60.18	10.90	71.08	74.00	-2.92	peak	
4		2483.500	43.03	10.90	53.93	54.00	-0.07	AVG	

**REMARKS:**

- (1) Measurement Value = Reading Level + Correct Factor.
- (2) Margin Level = Measurement Value - Limit Value.

Test Mode: TX AX-40M Mode 2447MHz

### Horizontal



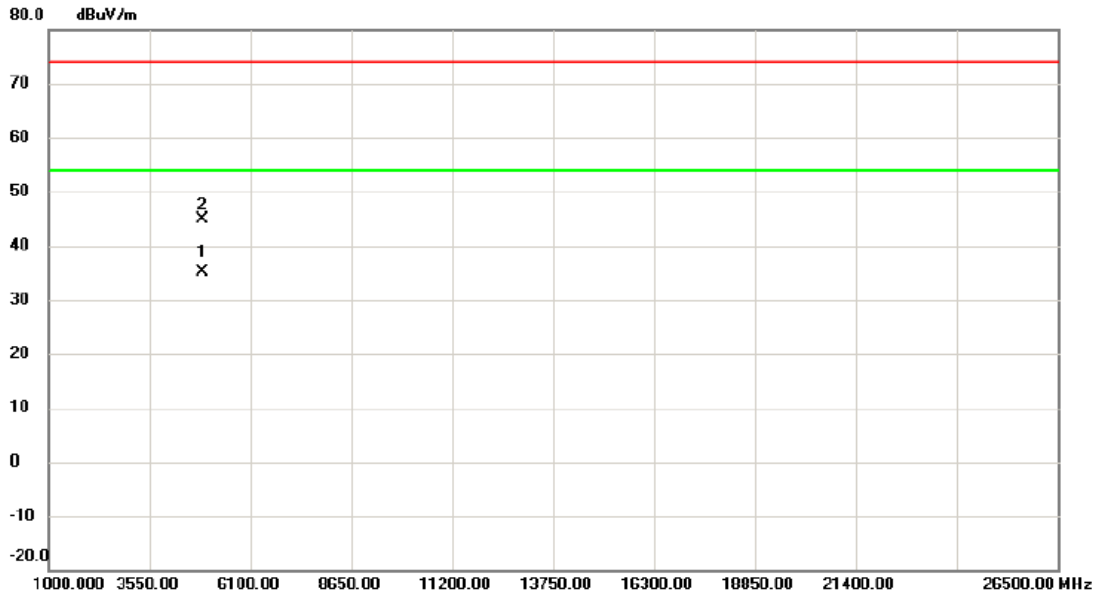
No.	Mk.	Freq. MHz	Reading Level dBuV	Correct Factor dB	Measure- ment dBuV/m	Limit dBuV/m	Margin dB	Detector	Comment
1	*	2440.500	83.39	10.77	94.16	54.00	40.16	AVG	No Limit
2	X	2458.200	97.05	10.83	107.88	74.00	33.88	peak	No Limit
3		2483.500	48.21	10.90	59.11	74.00	-14.89	peak	
4		2483.500	34.19	10.90	45.09	54.00	-8.91	AVG	

**REMARKS:**

- (1) Measurement Value = Reading Level + Correct Factor.
- (2) Margin Level = Measurement Value - Limit Value.

Test Mode: TX AX-40M Mode 2447MHz

### Vertical



No.	Mk.	Freq.	Reading Level	Correct Factor	Measurement	Limit	Margin	Detector	Comment
		MHz	dBuV	dB	dBuV/m	dBuV/m	dB		
1	*	4893.762	27.06	8.13	35.19	54.00	-18.81	AVG	
2		4893.832	36.86	8.13	44.99	74.00	-29.01	peak	

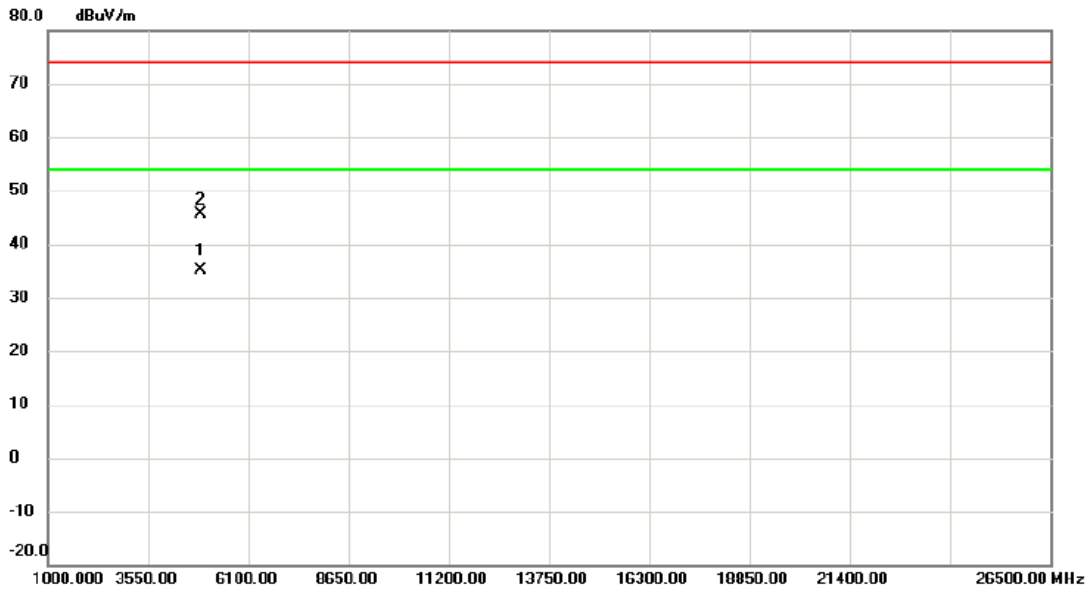
**REMARKS:**

- (1) Measurement Value = Reading Level + Correct Factor.
- (2) Margin Level = Measurement Value - Limit Value.



Test Mode: TX AX-40M Mode 2447MHz

### Horizontal



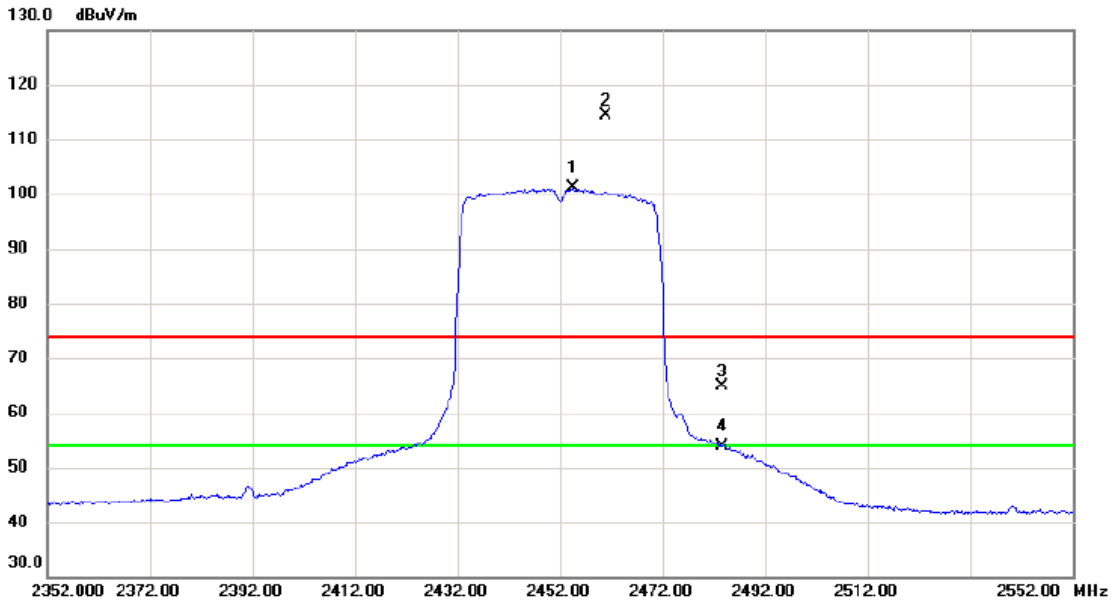
No.	Mk.	Freq. MHz	Reading Level dBuV	Correct Factor dB	Measure- ment dBuV/m	Limit dBuV/m	Margin dB	Detector	Comment
1	*	4893.780	27.08	8.13	35.21	54.00	-18.79	AVG	
2		4894.002	37.48	8.13	45.61	74.00	-28.39	peak	

**REMARKS:**

- (1) Measurement Value = Reading Level + Correct Factor.
- (2) Margin Level = Measurement Value - Limit Value.

Test Mode: TX AX-40M Mode 2452MHz

### Vertical



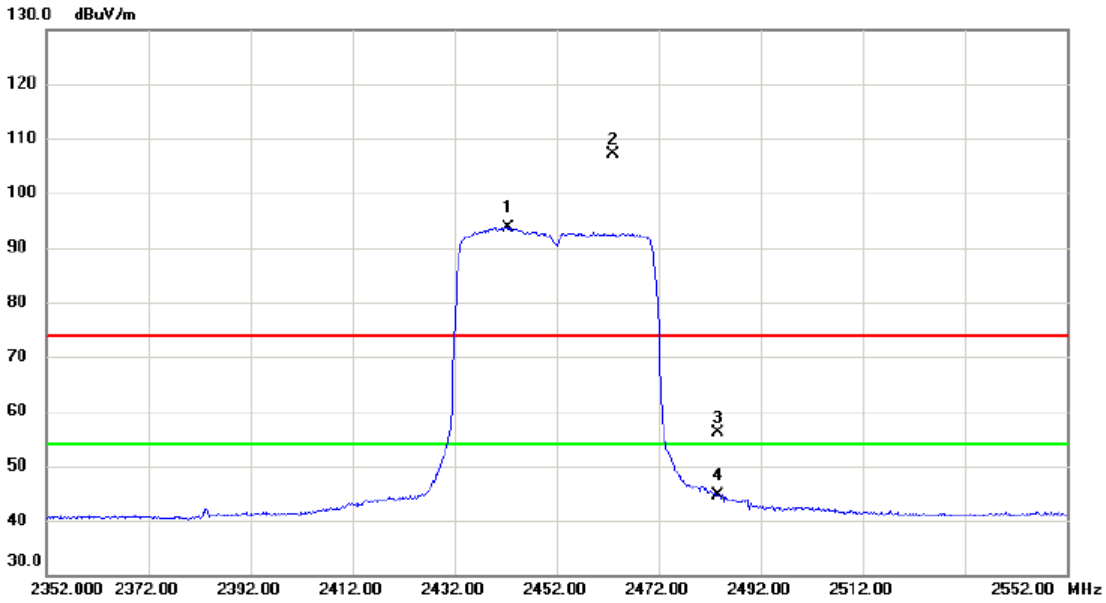
No.	Mk.	Freq. MHz	Reading Level dBuV	Correct Factor dB	Measure- ment dBuV/m	Limit dBuV/m	Margin dB	Detector	Comment
1	*	2454.600	90.43	10.81	101.24	54.00	47.24	AVG	No Limit
2	X	2460.900	103.43	10.83	114.26	74.00	40.26	peak	No Limit
3		2483.500	54.10	10.90	65.00	74.00	-9.00	peak	
4		2483.500	42.99	10.90	53.89	54.00	-0.11	AVG	

**REMARKS:**

- (1) Measurement Value = Reading Level + Correct Factor.
- (2) Margin Level = Measurement Value - Limit Value.

Test Mode: TX AX-40M Mode 2452MHz

### Horizontal



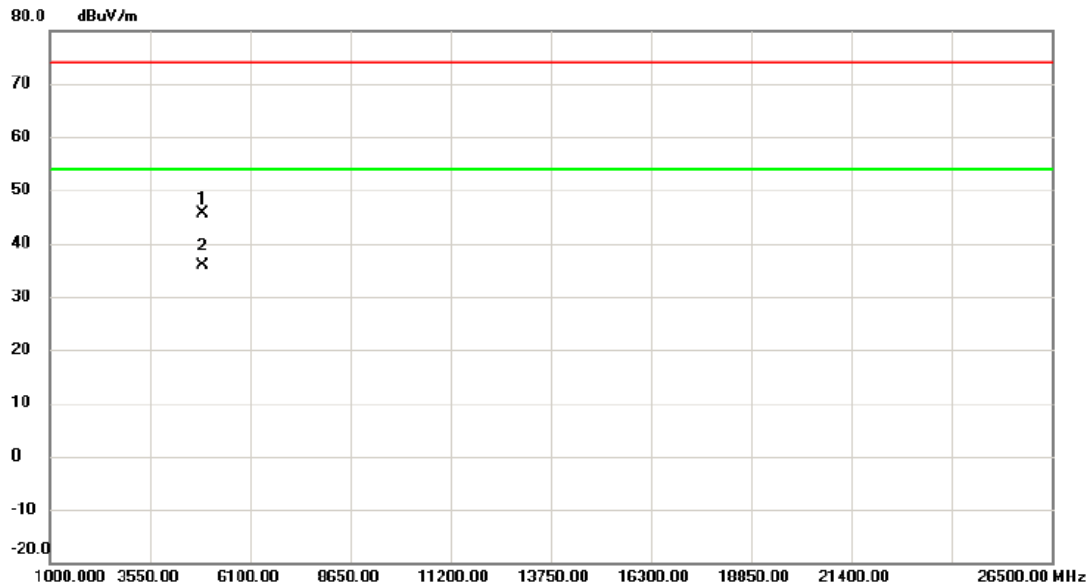
No.	Mk.	Freq. MHz	Reading Level dBuV	Correct Factor dB	Measure- ment dBuV/m	Limit dBuV/m	Margin dB	Detector	Comment
1	*	2442.400	82.92	10.78	93.70	54.00	39.70	AVG	No Limit
2	X	2463.200	96.38	10.84	107.22	74.00	33.22	peak	No Limit
3		2483.500	45.11	10.90	56.01	74.00	-17.99	peak	
4		2483.500	33.68	10.90	44.58	54.00	-9.42	AVG	

**REMARKS:**

- (1) Measurement Value = Reading Level + Correct Factor.
- (2) Margin Level = Measurement Value - Limit Value.

Test Mode: TX AX-40M Mode 2452MHz

### Vertical



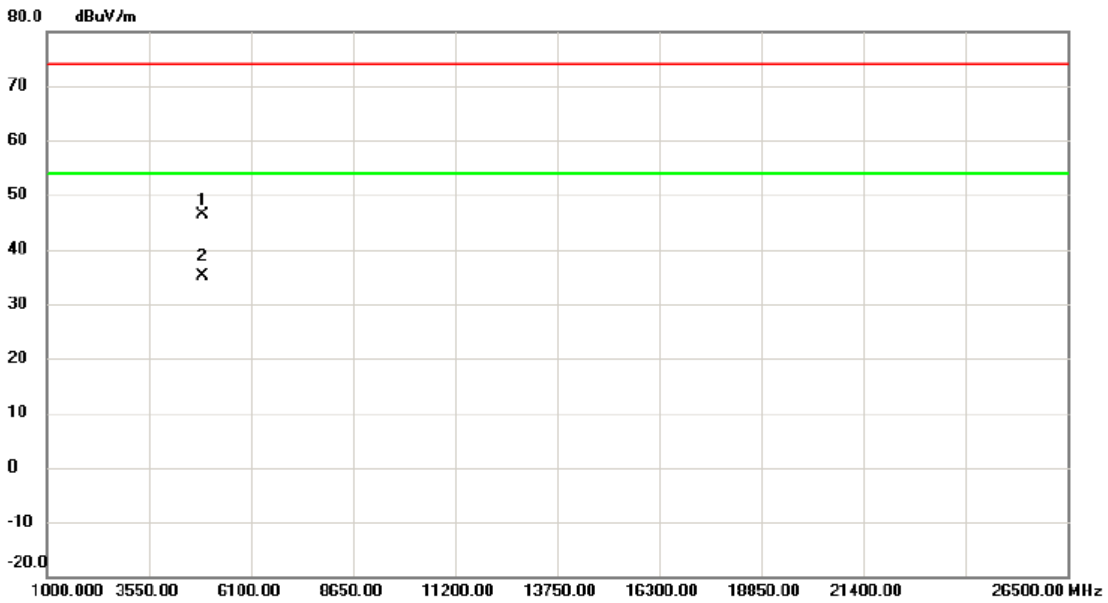
No.	Mk.	Freq.	Reading Level	Correct Factor	Measurement	Limit	Margin	Detector	Comment
		MHz	dBuV	dB	dBuV/m	dBuV/m	dB		
1		4903.430	37.41	8.18	45.59	74.00	-28.41	peak	
2	*	4903.996	27.69	8.19	35.88	54.00	-18.12	AVG	

**REMARKS:**

- (1) Measurement Value = Reading Level + Correct Factor.
- (2) Margin Level = Measurement Value - Limit Value.

Test Mode: TX AX-40M Mode 2452MHz

### Horizontal



No. Mk.	Freq. MHz	Reading Level dBuV	Correct Factor dB	Measure- ment dBuV/m	Limit dBuV/m	Margin dB	Detector	Comment
1	4903.614	38.26	8.18	46.44	74.00	-27.56	peak	
2 *	4904.220	27.00	8.19	35.19	54.00	-18.81	AVG	

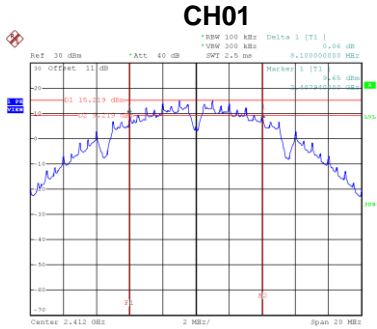
**REMARKS:**

- (1) Measurement Value = Reading Level + Correct Factor.
- (2) Margin Level = Measurement Value - Limit Value.

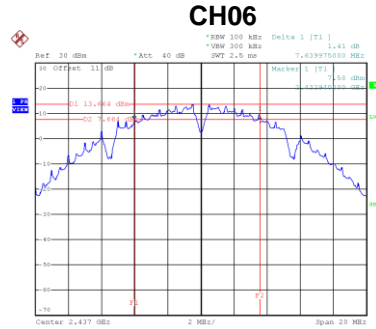
## APPENDIX E - BANDWIDTH

Test Mode	TX B Mode
-----------	-----------

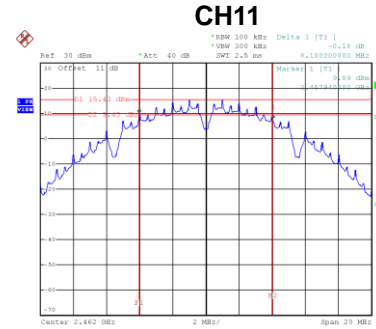
Channel	Frequency (MHz)	6 dB Bandwidth (MHz)	6 dB Bandwidth Min. Limit (kHz)	Result
01	2412	8.10	500	Complies
06	2437	7.64	500	Complies
11	2462	8.10	500	Complies



Date: 19\_SEP.2020 10:07:48

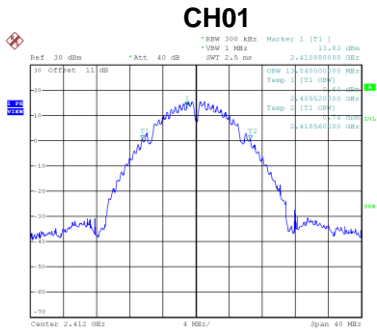


Date: 19\_SEP.2020 10:31:43

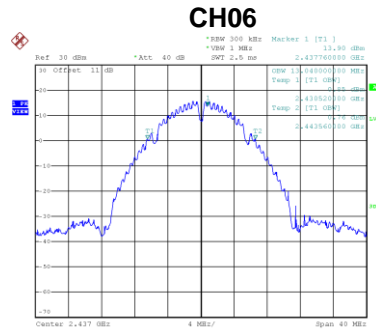


Date: 19\_SEP.2020 10:42:10

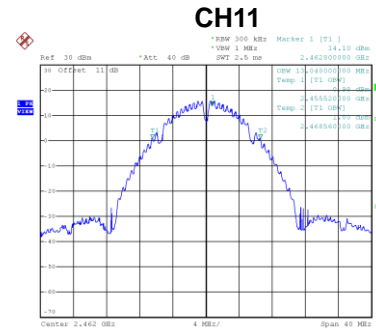
Channel	Frequency (MHz)	99 % Emission Bandwidth (MHz)	Result
01	2412	13.04	Complies
06	2437	13.04	Complies
11	2462	13.04	Complies



Date: 19\_SEP.2020 10:07:54



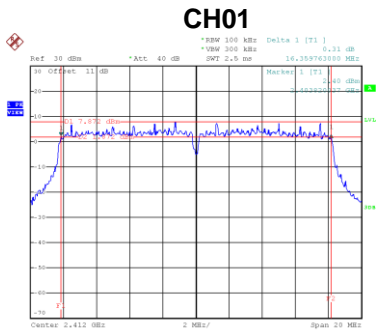
Date: 19\_SEP.2020 10:31:49



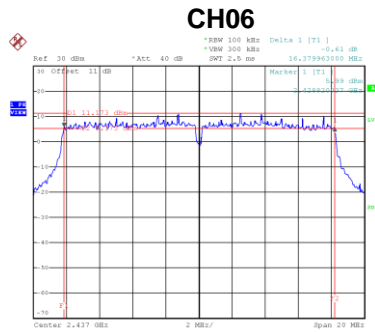
Date: 19\_SEP.2020 10:42:10

Test Mode	TX G Mode
-----------	-----------

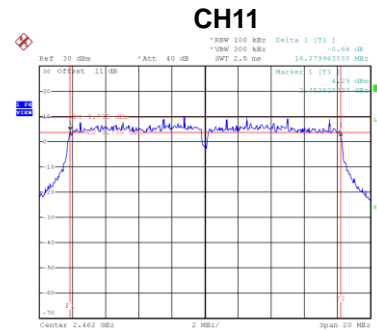
Channel	Frequency (MHz)	6 dB Bandwidth (MHz)	6 dB Bandwidth Min. Limit (kHz)	Result
01	2412	16.36	500	Complies
06	2437	16.38	500	Complies
11	2462	16.38	500	Complies



Date: 19\_SEP.2020 11:00:129

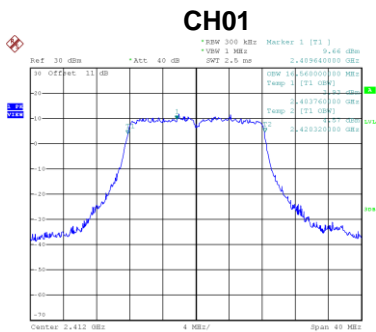


Date: 19\_SEP.2020 11:05:104

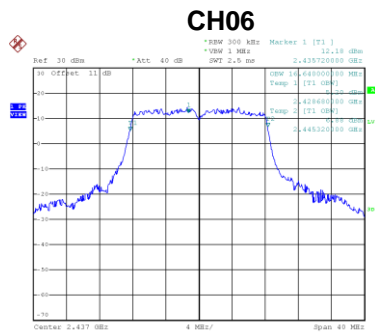


Date: 19\_SEP.2020 11:06:148

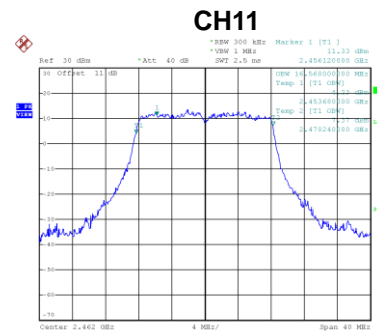
Channel	Frequency (MHz)	99 % Emission Bandwidth (MHz)	Result
01	2412	16.56	Complies
06	2437	16.64	Complies
11	2462	16.56	Complies



Date: 19\_SEP.2020 11:00:137



Date: 19\_SEP.2020 11:05:111

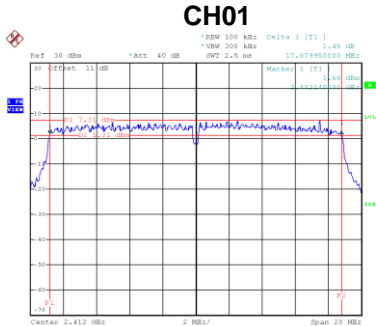


Date: 19\_SEP.2020 11:06:154

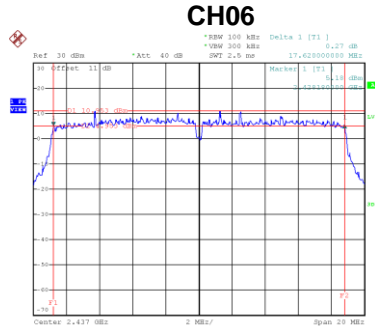


Test Mode	TX N-20M Mode
-----------	---------------

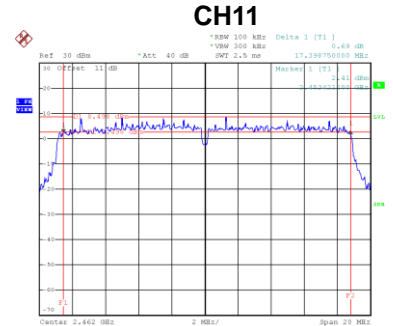
Channel	Frequency (MHz)	6 dB Bandwidth (MHz)	6 dB Bandwidth Min. Limit (kHz)	Result
01	2412	17.68	500	Complies
06	2437	17.62	500	Complies
11	2462	17.40	500	Complies



Date: 19\_SEP.2020 11:13:41

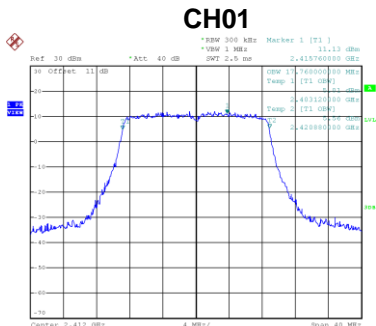


Date: 19\_SEP.2020 11:15:25

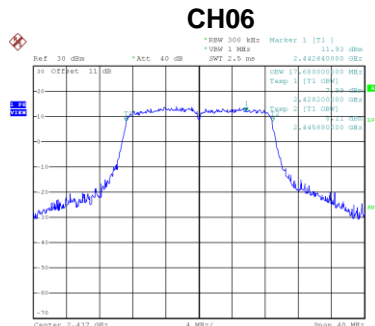


Date: 19\_SEP.2020 11:21:54

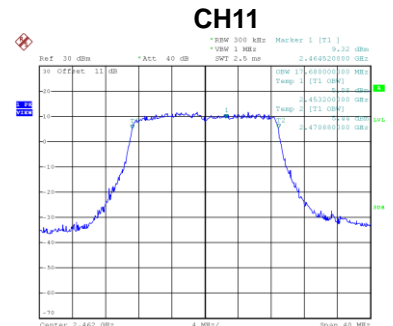
Channel	Frequency (MHz)	99 % Emission Bandwidth (MHz)	Result
01	2412	17.76	Complies
06	2437	17.68	Complies
11	2462	17.68	Complies



Date: 19\_SEP.2020 11:13:48



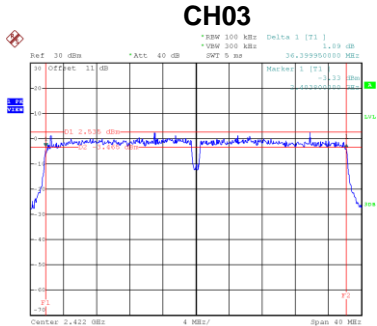
Date: 19\_SEP.2020 11:15:31



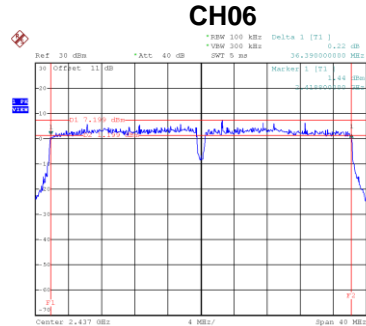
Date: 19\_SEP.2020 11:22:01

Test Mode	TX N-40M Mode
-----------	---------------

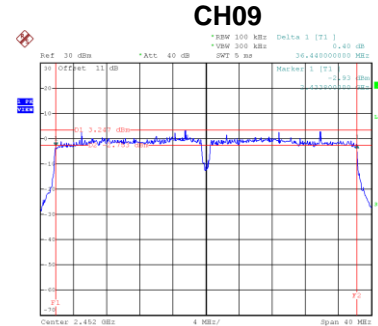
Channel	Frequency (MHz)	6 dB Bandwidth (MHz)	6 dB Bandwidth Min. Limit (kHz)	Result
03	2422	36.40	500	Complies
06	2437	36.39	500	Complies
09	2452	36.44	500	Complies



Date: 19\_SEP.2020 11:24:56

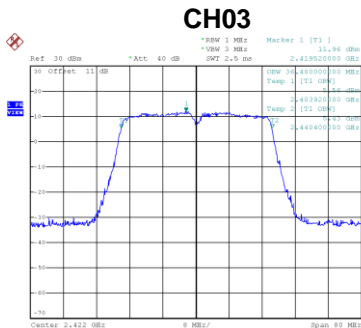


Date: 19\_SEP.2020 11:31:25

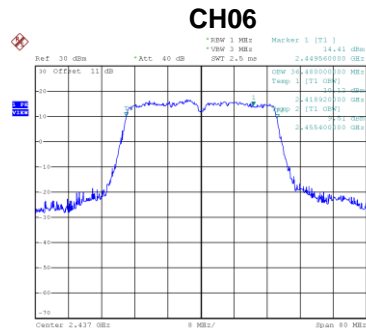


Date: 19\_SEP.2020 11:33:46

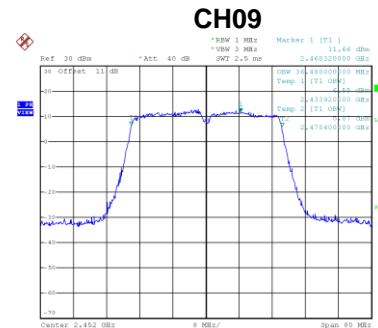
Channel	Frequency (MHz)	99 % Emission Bandwidth (MHz)	Result
03	2422	36.48	Complies
06	2437	36.48	Complies
09	2452	36.48	Complies



Date: 19\_SEP.2020 11:25:02



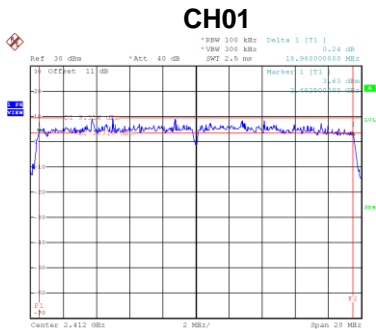
Date: 19\_SEP.2020 11:31:31



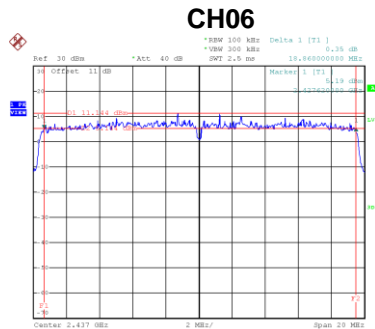
Date: 19\_SEP.2020 11:33:55

Test Mode	TX AX-20M Mode
-----------	----------------

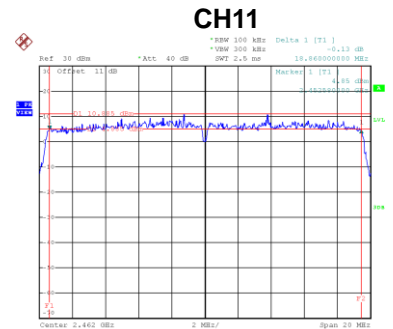
Channel	Frequency (MHz)	6 dB Bandwidth (MHz)	6 dB Bandwidth Min. Limit (kHz)	Result
01	2412	18.98	500	Complies
06	2437	18.86	500	Complies
11	2462	18.86	500	Complies



Date: 19\_SEP.2020 15:53:44

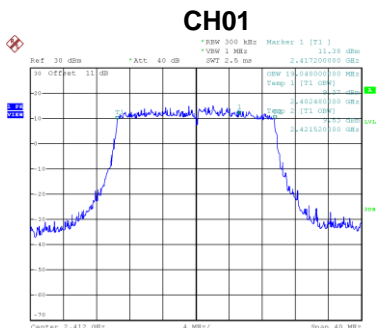


Date: 19\_SEP.2020 11:41:38

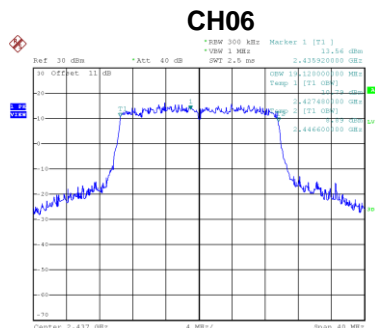


Date: 19\_SEP.2020 16:01:23

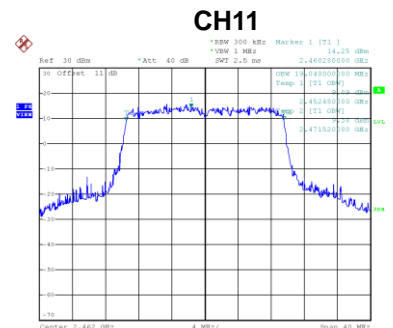
Channel	Frequency (MHz)	99 % Emission Bandwidth (MHz)	Result
01	2412	19.04	Complies
06	2437	19.12	Complies
11	2462	19.04	Complies



Date: 19\_SEP.2020 15:53:50



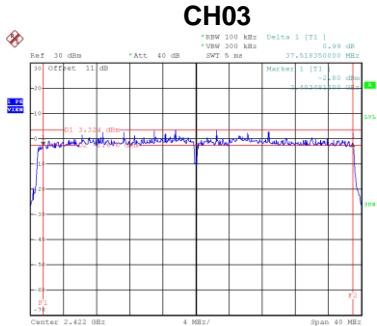
Date: 19\_SEP.2020 11:41:44



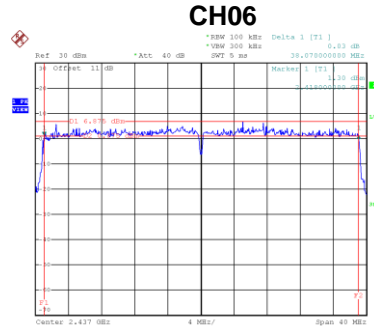
Date: 19\_SEP.2020 16:01:29

Test Mode	TX AX-40M Mode
-----------	----------------

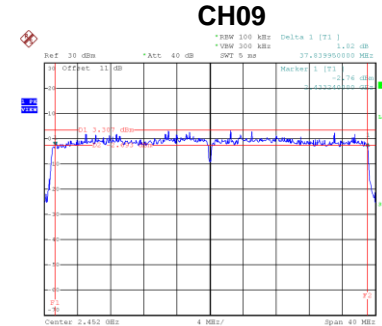
Channel	Frequency (MHz)	6 dB Bandwidth (MHz)	6 dB Bandwidth Min. Limit (kHz)	Result
03	2422	37.52	500	Complies
06	2437	38.07	500	Complies
09	2452	37.84	500	Complies



Date: 19\_SEP.2020 17:07:55

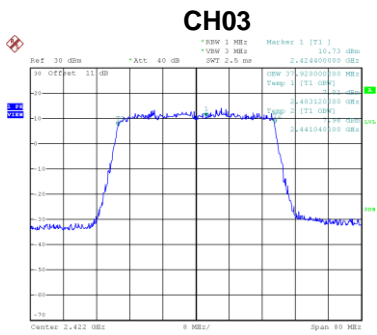


Date: 19\_SEP.2020 17:08:43

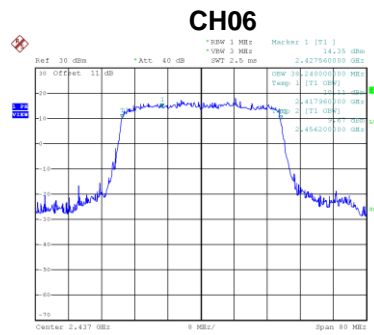


Date: 19\_SEP.2020 17:11:51

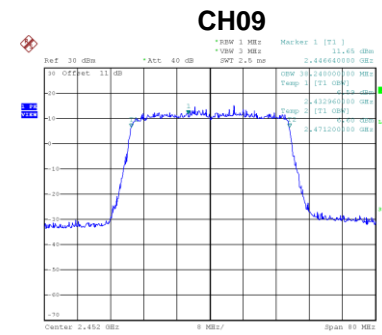
Channel	Frequency (MHz)	99 % Emission Bandwidth (MHz)	Result
03	2422	37.92	Complies
06	2437	38.24	Complies
09	2452	38.24	Complies



Date: 19\_SEP.2020 17:08:02



Date: 19\_SEP.2020 17:08:49



Date: 19\_SEP.2020 17:11:58

## **APPENDIX F - MAXIMUM AVERAGE OUTPUT POWER**

**Non-Beamforming**

Test Mode	TX B Mode_Ant. 1
-----------	------------------

Channel	Frequency (MHz)	Avg Output Power (dBm)	Duty Factor	Avg Output Power + Duty Factor (dBm)	Max. Limit (dBm)	Max. Limit (W)	Result
01	2412	22.05	0.00	22.05	30.00	1.0000	Complies
06	2437	22.03	0.00	22.03	30.00	1.0000	Complies
11	2462	21.84	0.00	21.84	30.00	1.0000	Complies

Test Mode	TX B Mode_Ant. 2
-----------	------------------

Channel	Frequency (MHz)	Avg Output Power (dBm)	Duty Factor	Avg Output Power + Duty Factor (dBm)	Max. Limit (dBm)	Max. Limit (W)	Result
01	2412	22.33	0.00	22.33	30.00	1.0000	Complies
06	2437	22.15	0.00	22.15	30.00	1.0000	Complies
11	2462	22.19	0.00	22.19	30.00	1.0000	Complies

Test Mode	TX B Mode_Total
-----------	-----------------

Channel	Frequency (MHz)	Avg Output Power (dBm)	Max. Limit (dBm)	Max. Limit (W)	Result
01	2412	25.20	30.00	1.0000	Complies
06	2437	25.10	30.00	1.0000	Complies
11	2462	25.03	30.00	1.0000	Complies

Test Mode	TX G Mode_Ant. 1
-----------	------------------

Channel	Frequency (MHz)	Avg Output Power (dBm)	Duty Factor	Avg Output Power + Duty Factor (dBm)	Max. Limit (dBm)	Max. Limit (W)	Result
01	2412	20.28	0.35	20.63	30.00	1.0000	Complies
06	2437	21.74	0.35	22.09	30.00	1.0000	Complies
11	2462	20.61	0.35	20.96	30.00	1.0000	Complies

Test Mode	TX G Mode_Ant. 2
-----------	------------------

Channel	Frequency (MHz)	Avg Output Power (dBm)	Duty Factor	Avg Output Power + Duty Factor (dBm)	Max. Limit (dBm)	Max. Limit (W)	Result
01	2412	20.56	0.35	20.91	30.00	1.0000	Complies
06	2437	22.04	0.35	22.39	30.00	1.0000	Complies
11	2462	20.73	0.35	21.08	30.00	1.0000	Complies

Test Mode	TX G Mode_Total
-----------	-----------------

Channel	Frequency (MHz)	Avg Output Power (dBm)	Max. Limit (dBm)	Max. Limit (W)	Result
01	2412	23.78	30.00	1.0000	Complies
06	2437	25.25	30.00	1.0000	Complies
11	2462	24.03	30.00	1.0000	Complies

Test Mode	TX N-20M Mode_Ant. 1
-----------	----------------------

Channel	Frequency (MHz)	Avg Output Power (dBm)	Duty Factor	Avg Output Power + Duty Factor (dBm)	Max. Limit (dBm)	Max. Limit (W)	Result
01	2412	20.55	0.20	20.75	30.00	1.0000	Complies
06	2437	21.76	0.20	21.96	30.00	1.0000	Complies
11	2462	19.07	0.20	19.27	30.00	1.0000	Complies

Test Mode	TX N-20M Mode_Ant. 2
-----------	----------------------

Channel	Frequency (MHz)	Avg Output Power (dBm)	Duty Factor	Avg Output Power + Duty Factor (dBm)	Max. Limit (dBm)	Max. Limit (W)	Result
01	2412	20.87	0.20	21.07	30.00	1.0000	Complies
06	2437	22.15	0.20	22.35	30.00	1.0000	Complies
11	2462	19.55	0.20	19.75	30.00	1.0000	Complies

Test Mode	TX N-20M Mode_Total
-----------	---------------------

Channel	Frequency (MHz)	Avg Output Power (dBm)	Max. Limit (dBm)	Max. Limit (W)	Result
01	2412	23.92	30.00	1.0000	Complies
06	2437	25.17	30.00	1.0000	Complies
11	2462	22.53	30.00	1.0000	Complies



Test Mode	TX N-40M Mode_Ant. 1
-----------	----------------------

Channel	Frequency (MHz)	Avg Output Power (dBm)	Duty Factor	Avg Output Power + Duty Factor (dBm)	Max. Limit (dBm)	Max. Limit (W)	Result
03	2422	18.17	0.28	18.45	30.00	1.0000	Complies
06	2437	20.67	0.28	20.95	30.00	1.0000	Complies
09	2452	16.86	0.28	17.14	30.00	1.0000	Complies

Test Mode	TX N-40M Mode_Ant. 2
-----------	----------------------

Channel	Frequency (MHz)	Avg Output Power (dBm)	Duty Factor	Avg Output Power + Duty Factor (dBm)	Max. Limit (dBm)	Max. Limit (W)	Result
03	2422	18.34	0.28	18.62	30.00	1.0000	Complies
06	2437	20.93	0.28	21.21	30.00	1.0000	Complies
09	2452	17.25	0.28	17.53	30.00	1.0000	Complies

Test Mode	TX N-40M Mode_Total
-----------	---------------------

Channel	Frequency (MHz)	Avg Output Power (dBm)	Max. Limit (dBm)	Max. Limit (W)	Result
03	2422	21.55	30.00	1.0000	Complies
06	2437	24.09	30.00	1.0000	Complies
09	2452	20.35	30.00	1.0000	Complies

Test Mode	TX AX-20M Mode_Ant. 1
-----------	-----------------------

Channel	Frequency (MHz)	Avg Output Power (dBm)	Duty Factor	Avg Output Power + Duty Factor (dBm)	Max. Limit (dBm)	Max. Limit (W)	Result
01	2412	19.74	0.19	19.93	30.00	1.0000	Complies
06	2437	21.71	0.19	21.90	30.00	1.0000	Complies
11	2462	18.77	0.19	18.96	30.00	1.0000	Complies

Test Mode	TX AX-20M Mode_Ant. 2
-----------	-----------------------

Channel	Frequency (MHz)	Avg Output Power (dBm)	Duty Factor	Avg Output Power + Duty Factor (dBm)	Max. Limit (dBm)	Max. Limit (W)	Result
01	2412	19.98	0.19	20.17	30.00	1.0000	Complies
06	2437	21.93	0.19	22.12	30.00	1.0000	Complies
11	2462	19.12	0.19	19.31	30.00	1.0000	Complies

Test Mode	TX AX-20M Mode_Total
-----------	----------------------

Channel	Frequency (MHz)	Avg Output Power (dBm)	Max. Limit (dBm)	Max. Limit (W)	Result
01	2412	23.06	30.00	1.0000	Complies
06	2437	25.02	30.00	1.0000	Complies
11	2462	22.14	30.00	1.0000	Complies

Test Mode	TX AX-40M Mode_Ant. 1
-----------	-----------------------

Channel	Frequency (MHz)	Avg Output Power (dBm)	Duty Factor	Avg Output Power + Duty Factor (dBm)	Max. Limit (dBm)	Max. Limit (W)	Result
03	2422	18.79	0.18	18.97	30.00	1.0000	Complies
06	2437	19.95	0.18	20.13	30.00	1.0000	Complies
09	2452	18.42	0.18	18.60	30.00	1.0000	Complies

Test Mode	TX AX-40M Mode_Ant. 2
-----------	-----------------------

Channel	Frequency (MHz)	Avg Output Power (dBm)	Duty Factor	Avg Output Power + Duty Factor (dBm)	Max. Limit (dBm)	Max. Limit (W)	Result
03	2422	18.85	0.18	19.03	30.00	1.0000	Complies
06	2437	20.06	0.18	20.24	30.00	1.0000	Complies
09	2452	18.64	0.18	18.82	30.00	1.0000	Complies

Test Mode	TX AX-40M Mode_Total
-----------	----------------------

Channel	Frequency (MHz)	Avg Output Power (dBm)	Max. Limit (dBm)	Max. Limit (W)	Result
03	2422	22.02	30.00	1.0000	Complies
06	2437	23.20	30.00	1.0000	Complies
09	2452	21.73	30.00	1.0000	Complies

### Beamforming

<b>Test Mode</b>	TX AX-20M Mode_Ant. 1
------------------	-----------------------

Channel	Frequency (MHz)	Avg Output Power (dBm)	Duty Factor	Avg Output Power + Duty Factor (dBm)	Max. Limit (dBm)	Max. Limit (W)	Result
01	2412	19.25	0.19	19.44	30.00	1.0000	Complies
06	2437	21.31	0.19	21.50	30.00	1.0000	Complies
11	2462	18.36	0.19	18.55	30.00	1.0000	Complies

<b>Test Mode</b>	TX AX-20M Mode_Ant. 2
------------------	-----------------------

Channel	Frequency (MHz)	Avg Output Power (dBm)	Duty Factor	Avg Output Power + Duty Factor (dBm)	Max. Limit (dBm)	Max. Limit (W)	Result
01	2412	19.59	0.19	19.78	30.00	1.0000	Complies
06	2437	21.54	0.19	21.73	30.00	1.0000	Complies
11	2462	18.73	0.19	18.92	30.00	1.0000	Complies

<b>Test Mode</b>	TX AX-20M Mode_Total
------------------	----------------------

Channel	Frequency (MHz)	Avg Output Power (dBm)	Max. Limit (dBm)	Max. Limit (W)	Result
01	2412	22.62	30.00	1.0000	Complies
06	2437	24.62	30.00	1.0000	Complies
11	2462	21.74	30.00	1.0000	Complies

Test Mode	TX AX-40M Mode_Ant. 1
-----------	-----------------------

Channel	Frequency (MHz)	Avg Output Power (dBm)	Duty Factor	Avg Output Power + Duty Factor (dBm)	Max. Limit (dBm)	Max. Limit (W)	Result
03	2422	18.38	0.18	18.56	30.00	1.0000	Complies
06	2437	19.41	0.18	19.59	30.00	1.0000	Complies
09	2452	18.21	0.18	18.39	30.00	1.0000	Complies

Test Mode	TX AX-40M Mode_Ant. 2
-----------	-----------------------

Channel	Frequency (MHz)	Avg Output Power (dBm)	Duty Factor	Avg Output Power + Duty Factor (dBm)	Max. Limit (dBm)	Max. Limit (W)	Result
03	2422	18.46	0.18	18.64	30.00	1.0000	Complies
06	2437	19.65	0.18	19.83	30.00	1.0000	Complies
09	2452	18.29	0.18	18.47	30.00	1.0000	Complies

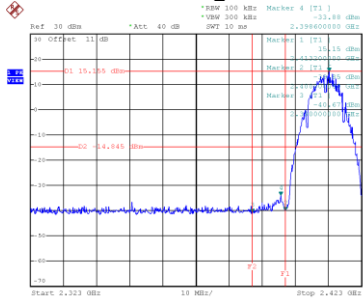
Test Mode	TX AX-40M Mode_Total
-----------	----------------------

Channel	Frequency (MHz)	Avg Output Power (dBm)	Max. Limit (dBm)	Max. Limit (W)	Result
03	2422	21.62	30.00	1.0000	Complies
06	2437	22.73	30.00	1.0000	Complies
09	2452	21.45	30.00	1.0000	Complies

## **APPENDIX G - CONDUCTED SPURIOUS EMISSIONS**

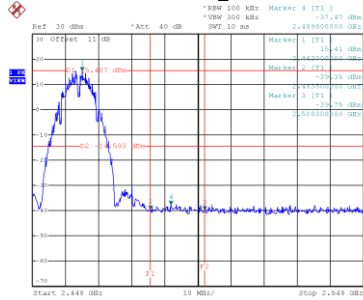
Test Mode TX B Mode\_Ant. 1

### Bandedge-CH01



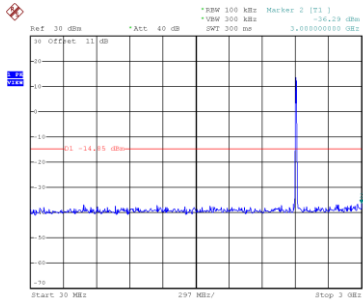
Date: 19\_SEP.2020 10:08:01

### Bandedge-CH11

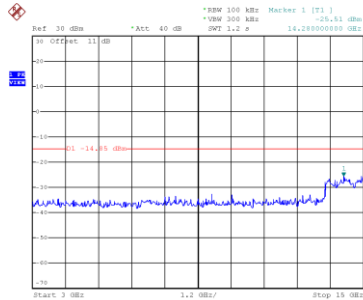


Date: 19\_SEP.2020 10:42:17

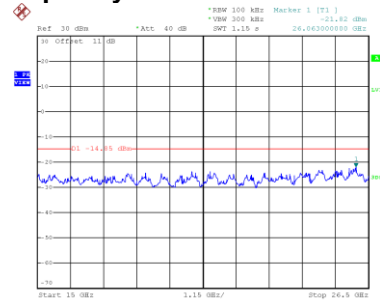
### CH01 – 10th Harmonic of the fundamental frequency



Date: 19\_SEP.2020 10:08:14

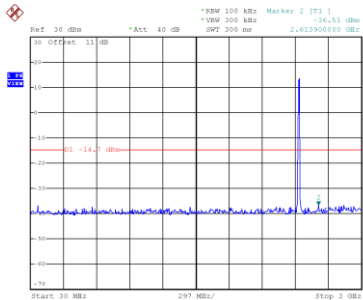


Date: 19\_SEP.2020 10:08:21

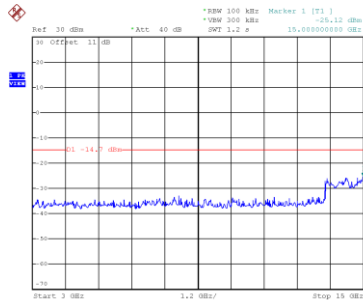


Date: 19\_SEP.2020 10:08:27

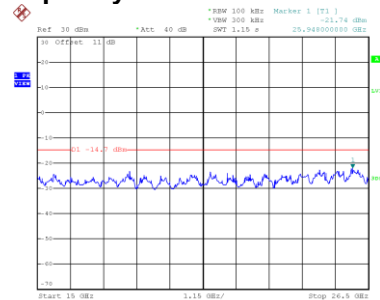
### CH06 – 10th Harmonic of the fundamental frequency



Date: 19\_SEP.2020 10:32:09

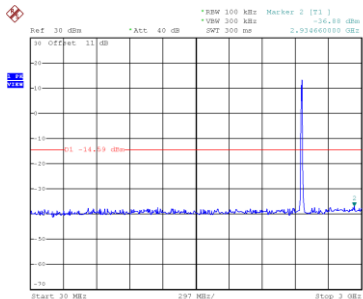


Date: 19\_SEP.2020 10:32:15

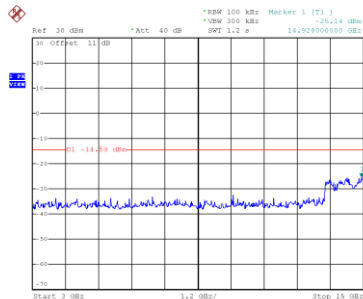


Date: 19\_SEP.2020 10:32:22

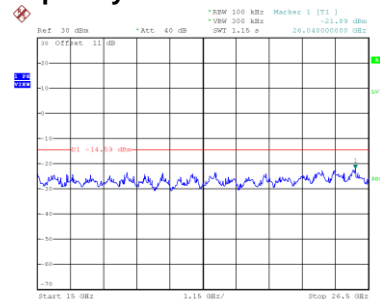
### CH11 – 10th Harmonic of the fundamental frequency



Date: 19\_SEP.2020 10:42:30



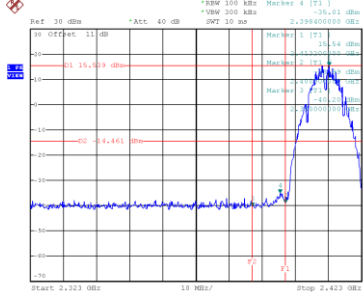
Date: 19\_SEP.2020 10:42:37



Date: 19\_SEP.2020 10:42:44

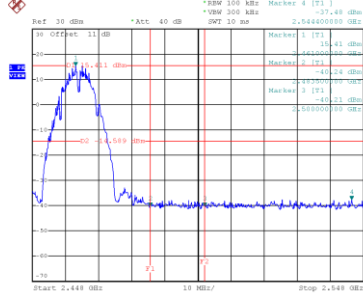
Test Mode TX B Mode\_Ant. 2

### Bandedge-CH01



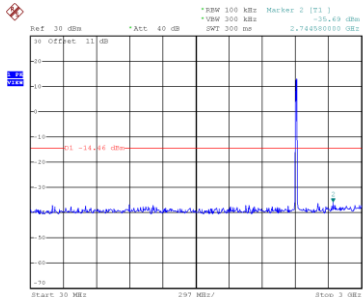
Date: 19\_SEP.2020 10:09:54

### Bandedge-CH11

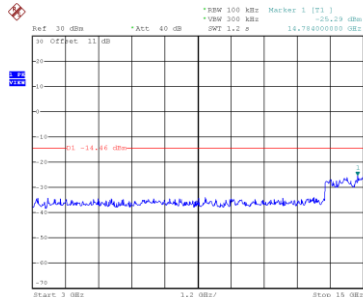


Date: 19\_SEP.2020 10:44:58

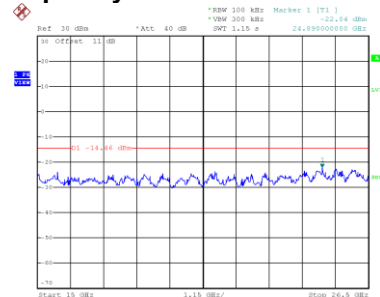
### CH01 – 10th Harmonic of the fundamental frequency



Date: 19\_SEP.2020 10:10:06

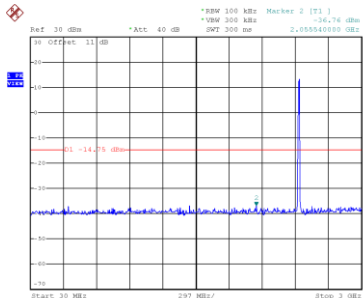


Date: 19\_SEP.2020 10:10:13

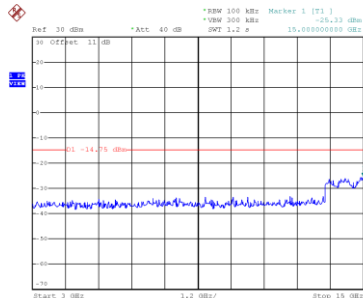


Date: 19\_SEP.2020 10:10:20

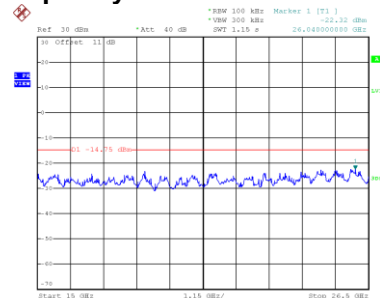
### CH06 – 10th Harmonic of the fundamental frequency



Date: 19\_SEP.2020 10:28:57

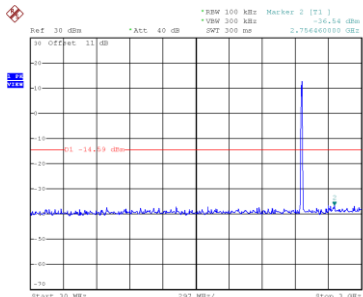


Date: 19\_SEP.2020 10:29:04

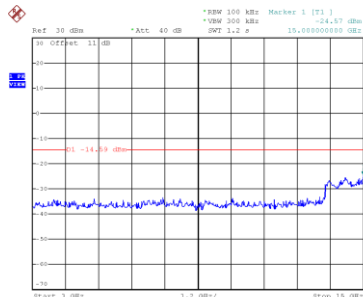


Date: 19\_SEP.2020 10:29:11

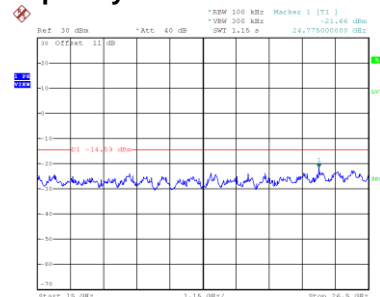
### CH11 – 10th Harmonic of the fundamental frequency



Date: 19\_SEP.2020 10:45:10



Date: 19\_SEP.2020 10:45:17

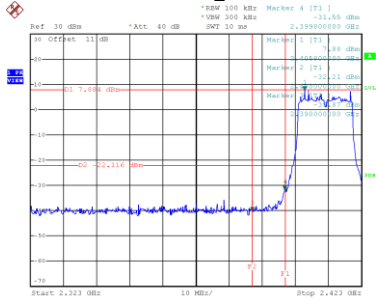


Date: 19\_SEP.2020 10:45:24



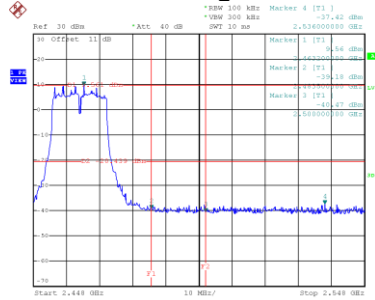
Test Mode TX G Mode\_Ant. 1

### Bandedge-CH01



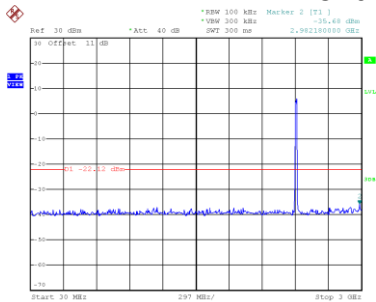
Date: 19\_SEP.2020 11:00:44

### Bandedge-CH11

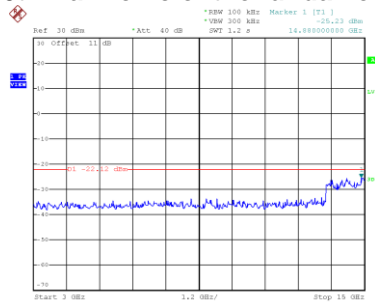


Date: 19\_SEP.2020 11:07:01

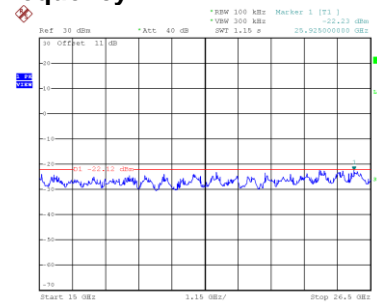
### CH01 – 10th Harmonic of the fundamental frequency



Date: 19\_SEP.2020 11:00:56

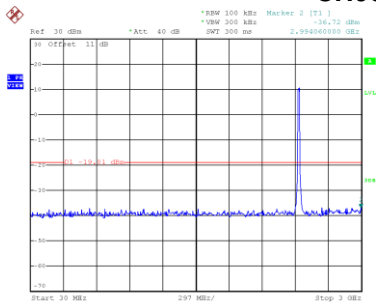


Date: 19\_SEP.2020 11:01:03

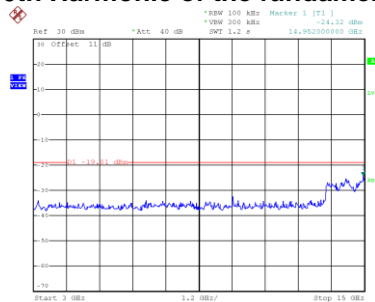


Date: 19\_SEP.2020 11:01:10

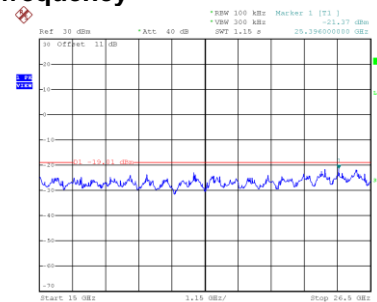
### CH06 – 10th Harmonic of the fundamental frequency



Date: 19\_SEP.2020 11:05:13

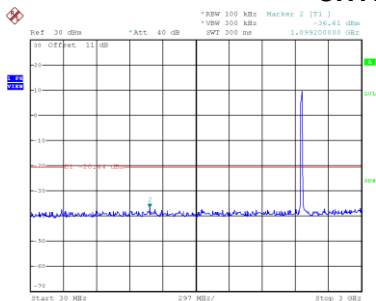


Date: 19\_SEP.2020 11:05:36

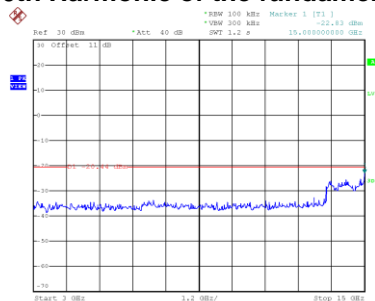


Date: 19\_SEP.2020 11:05:44

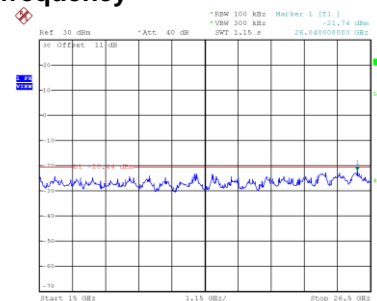
### CH11 – 10th Harmonic of the fundamental frequency



Date: 19\_SEP.2020 11:07:14



Date: 19\_SEP.2020 11:07:21



Date: 19\_SEP.2020 11:07:27