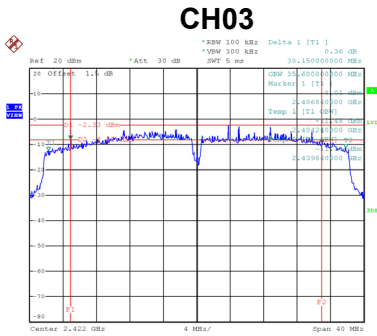
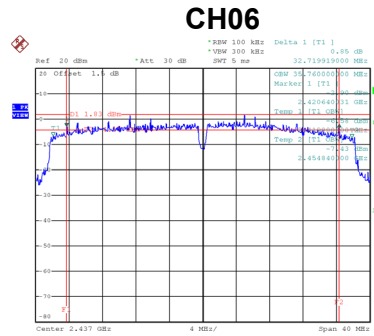


Test Mode	TX N-40M Mode
-----------	---------------

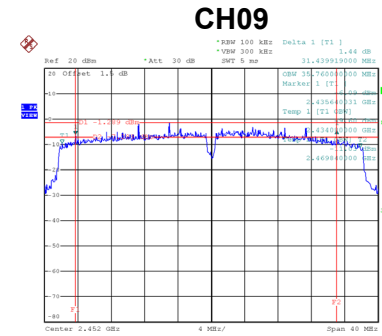
Channel	Frequency (MHz)	6 dB Bandwidth (MHz)	6 dB Bandwidth Min. Limit (kHz)	Result
03	2422	30.15	500	Complies
06	2437	32.72	500	Complies
09	2452	31.44	500	Complies



Date: 13.AUG.2019 15:51:25

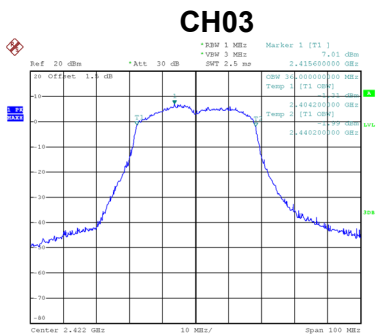


Date: 13.AUG.2019 15:54:10

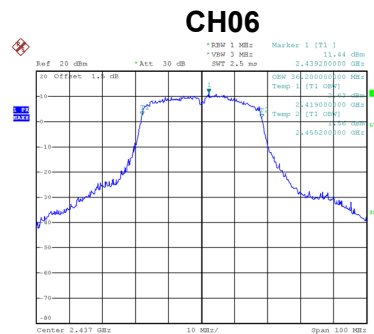


Date: 13.AUG.2019 15:56:08

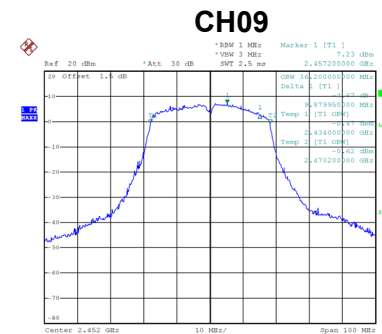
Channel	Frequency (MHz)	99 % Emission Bandwidth (MHz)	Result
03	2422	36.00	Complies
06	2437	36.20	Complies
09	2452	36.20	Complies



Date: 13.AUG.2019 15:52:03



Date: 13.AUG.2019 15:54:36



Date: 13.AUG.2019 15:56:45

## **APPENDIX F - MAXIMUM AVERAGE OUTPUT POWER**

Test Mode	TX B Mode_Ant. 1
-----------	------------------

Channel	Frequency (MHz)	Average Output Power (dBm)	Duty Factor	Average Output Power + Duty Factor (dBm)	Max. Limit (dBm)	Max. Limit (W)	Result
01	2412	18.34	0.00	18.34	28.03	0.6353	Complies
06	2437	19.42	0.00	19.42	28.03	0.6353	Complies
11	2462	15.35	0.00	15.35	28.03	0.6353	Complies

Test Mode	TX B Mode_Ant. 2
-----------	------------------

Channel	Frequency (MHz)	Average Output Power (dBm)	Duty Factor	Average Output Power + Duty Factor (dBm)	Max. Limit (dBm)	Max. Limit (W)	Result
01	2412	17.81	0.00	17.81	28.03	0.6353	Complies
06	2437	18.91	0.00	18.91	28.03	0.6353	Complies
11	2462	14.89	0.00	14.89	28.03	0.6353	Complies

Test Mode	TX B Mode_Total
-----------	-----------------

Channel	Frequency (MHz)	Average Output Power (dBm)	Average Output Power (W)	Max. Limit (dBm)	Max. Limit (W)	Result
01	2412	21.09	0.1286	28.03	0.6353	Complies
06	2437	22.18	0.1653	28.03	0.6353	Complies
11	2462	18.14	0.0651	28.03	0.6353	Complies

Test Mode	TX G Mode_Ant. 1
-----------	------------------

Channel	Frequency (MHz)	Average Output Power (dBm)	Duty Factor	Average Output Power + Duty Factor (dBm)	Max. Limit (dBm)	Max. Limit (W)	Result
01	2412	15.78	0.00	15.78	28.03	0.6353	Complies
06	2437	22.68	0.00	22.68	28.03	0.6353	Complies
11	2462	15.39	0.00	15.39	28.03	0.6353	Complies

Test Mode	TX G Mode_Ant. 2
-----------	------------------

Channel	Frequency (MHz)	Average Output Power (dBm)	Duty Factor	Average Output Power + Duty Factor (dBm)	Max. Limit (dBm)	Max. Limit (W)	Result
01	2412	15.01	0.00	15.01	28.03	0.6353	Complies
06	2437	22.11	0.00	22.11	28.03	0.6353	Complies
11	2462	14.86	0.00	14.86	28.03	0.6353	Complies

Test Mode	TX G Mode_Total
-----------	-----------------

Channel	Frequency (MHz)	Average Output Power (dBm)	Average Output Power (W)	Max. Limit (dBm)	Max. Limit (W)	Result
01	2412	18.42	0.0695	28.03	0.6353	Complies
06	2437	25.41	0.3479	28.03	0.6353	Complies
11	2462	18.14	0.0652	28.03	0.6353	Complies

Test Mode	TX N-20M Mode_Ant. 1
-----------	----------------------

Channel	Frequency (MHz)	Average Output Power (dBm)	Duty Factor	Average Output Power + Duty Factor (dBm)	Max. Limit (dBm)	Max. Limit (W)	Result
01	2412	15.01	0.00	15.01	28.03	0.6353	Complies
06	2437	22.29	0.00	22.29	28.03	0.6353	Complies
11	2462	14.33	0.00	14.33	28.03	0.6353	Complies

Test Mode	TX N-20M Mode_Ant. 2
-----------	----------------------

Channel	Frequency (MHz)	Average Output Power (dBm)	Duty Factor	Average Output Power + Duty Factor (dBm)	Max. Limit (dBm)	Max. Limit (W)	Result
01	2412	14.25	0.00	14.25	28.03	0.6353	Complies
06	2437	21.61	0.00	21.61	28.03	0.6353	Complies
11	2462	14.05	0.00	14.05	28.03	0.6353	Complies

Test Mode	TX N-20M Mode_Total
-----------	---------------------

Channel	Frequency (MHz)	Average Output Power (dBm)	Average Output Power (W)	Max. Limit (dBm)	Max. Limit (W)	Result
01	2412	17.66	0.0583	28.03	0.6353	Complies
06	2437	24.97	0.3143	28.03	0.6353	Complies
11	2462	17.20	0.0525	28.03	0.6353	Complies

Test Mode	TX N-40M Mode_Ant. 1
-----------	----------------------

Channel	Frequency (MHz)	Average Output Power (dBm)	Duty Factor	Average Output Power + Duty Factor (dBm)	Max. Limit (dBm)	Max. Limit (W)	Result
03	2422	12.09	0.09	12.18	28.03	0.6353	Complies
06	2437	15.66	0.09	15.75	28.03	0.6353	Complies
09	2452	11.79	0.09	11.88	28.03	0.6353	Complies

Test Mode	TX N-40M Mode_Ant. 2
-----------	----------------------

Channel	Frequency (MHz)	Average Output Power (dBm)	Duty Factor	Average Output Power + Duty Factor (dBm)	Max. Limit (dBm)	Max. Limit (W)	Result
03	2422	11.68	0.09	11.77	28.03	0.6353	Complies
06	2437	14.94	0.09	15.03	28.03	0.6353	Complies
09	2452	11.24	0.09	11.33	28.03	0.6353	Complies

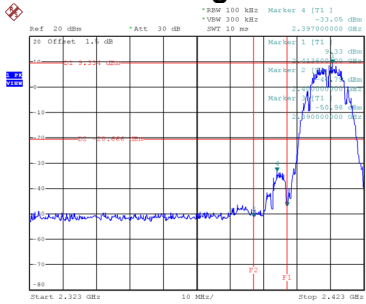
Test Mode	TX N-40M Mode_Total
-----------	---------------------

Channel	Frequency (MHz)	Average Output Power (dBm)	Average Output Power (W)	Max. Limit (dBm)	Max. Limit (W)	Result
03	2422	14.99	0.0315	28.03	0.6353	Complies
06	2437	18.41	0.0694	28.03	0.6353	Complies
09	2452	14.62	0.0290	28.03	0.6353	Complies

## **APPENDIX G - CONDUCTED SPURIOUS EMISSIONS**

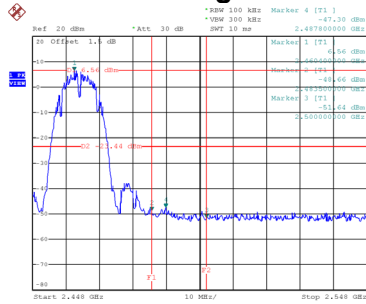
Test Mode TX B Mode\_Ant. 1

### Bandedge-CH01



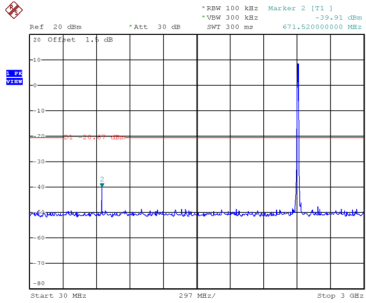
Date: 13.AUG.2019 15:24:09

### Bandedge-CH11

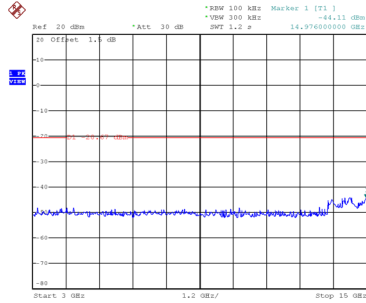


Date: 13.AUG.2019 15:30:26

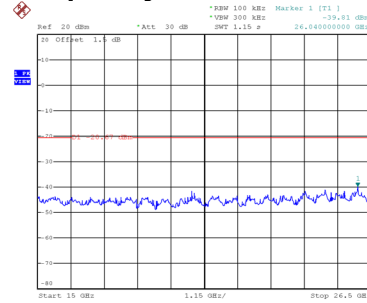
### CH01 – 10th Harmonic of the fundamental frequency



Date: 13.AUG.2019 15:24:22

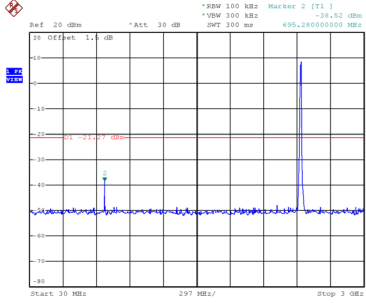


Date: 13.AUG.2019 15:24:32

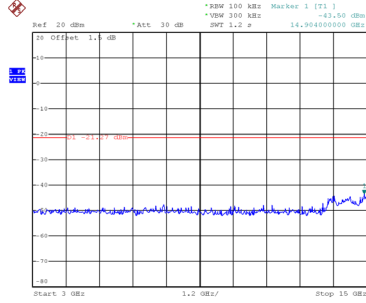


Date: 13.AUG.2019 15:24:40

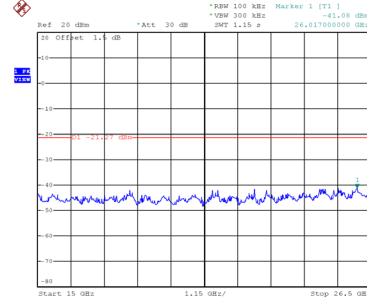
### CH06 – 10th Harmonic of the fundamental frequency



Date: 13.AUG.2019 15:28:11

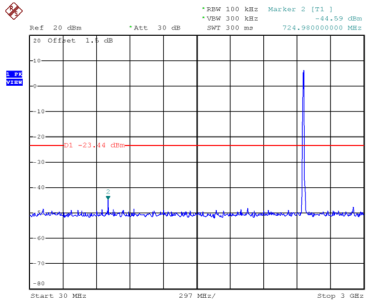


Date: 13.AUG.2019 15:28:19

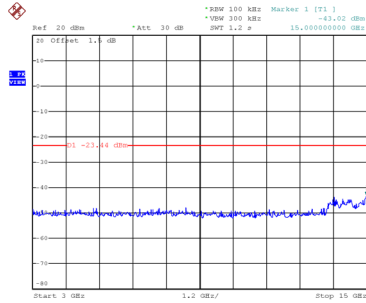


Date: 13.AUG.2019 15:28:27

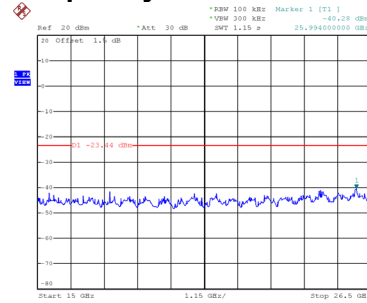
### CH11 – 10th Harmonic of the fundamental frequency



Date: 13.AUG.2019 15:30:40



Date: 13.AUG.2019 15:30:48

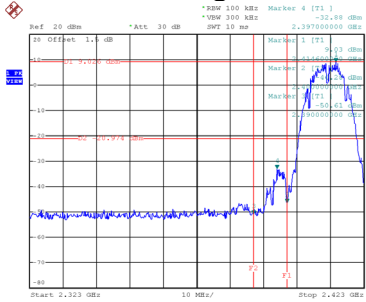


Date: 13.AUG.2019 15:30:55



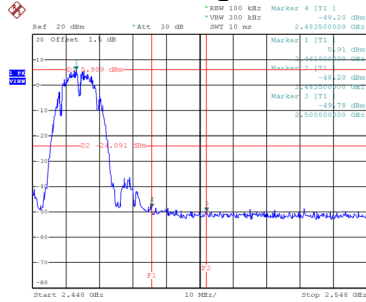
Test Mode TX B Mode\_Ant. 2

### Bandedge-CH01



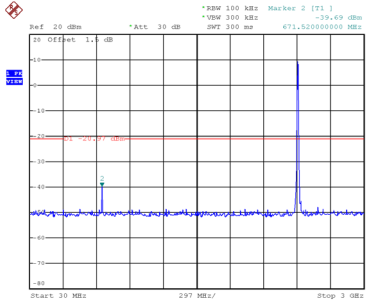
Date: 13.AUG.2019 14:59:36

### Bandedge-CH11

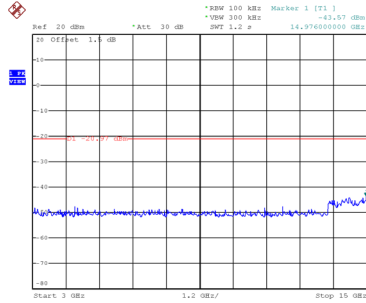


Date: 13.AUG.2019 15:03:45

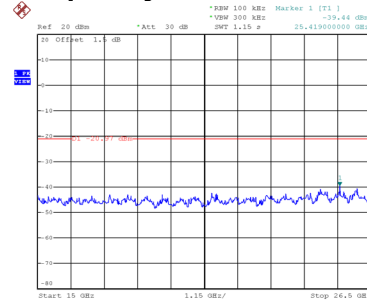
### CH01 – 10th Harmonic of the fundamental frequency



Date: 13.AUG.2019 14:59:50

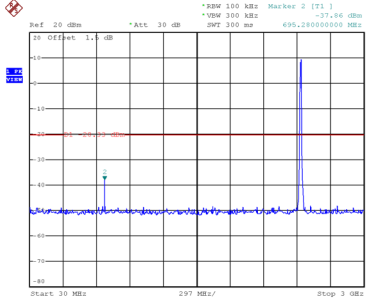


Date: 13.AUG.2019 14:59:58

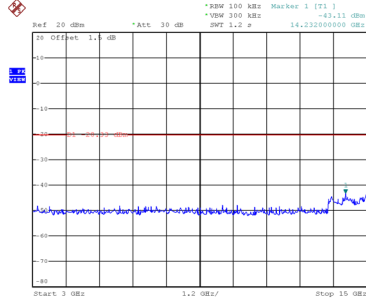


Date: 13.AUG.2019 15:00:05

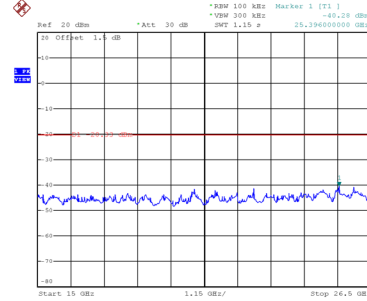
### CH06 – 10th Harmonic of the fundamental frequency



Date: 13.AUG.2019 15:01:56

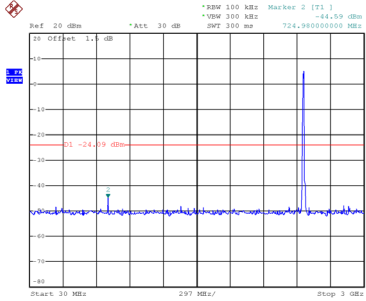


Date: 13.AUG.2019 15:02:04

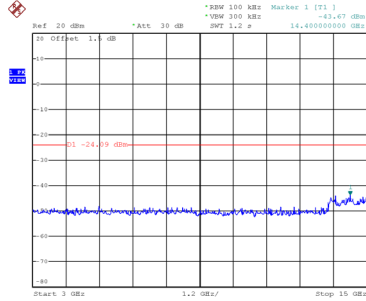


Date: 13.AUG.2019 15:02:12

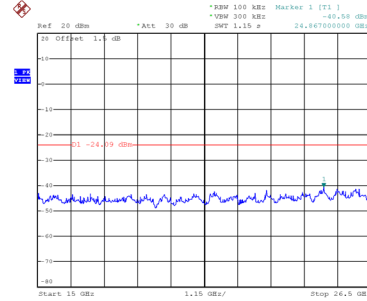
### CH11 – 10th Harmonic of the fundamental frequency



Date: 13.AUG.2019 15:03:59



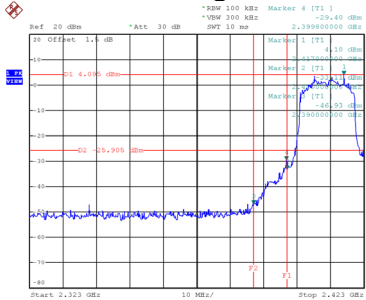
Date: 13.AUG.2019 15:04:06



Date: 13.AUG.2019 15:04:14

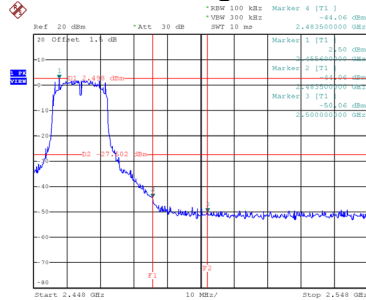
Test Mode TX G Mode\_Ant. 1

### Bandedge-CH01



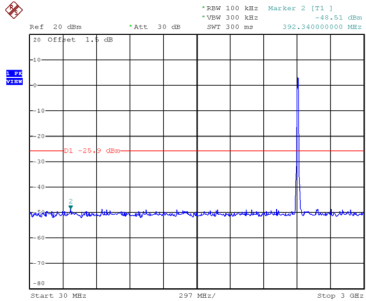
Date: 13.AUG.2019 15:33:17

### Bandedge-CH11

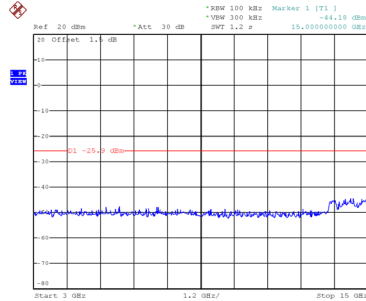


Date: 13.AUG.2019 15:33:00

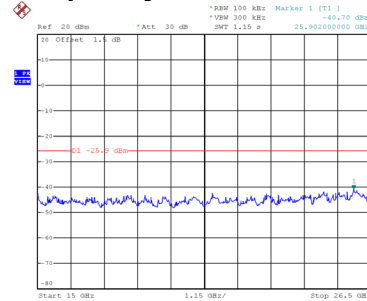
### CH01 – 10th Harmonic of the fundamental frequency



Date: 13.AUG.2019 15:33:31

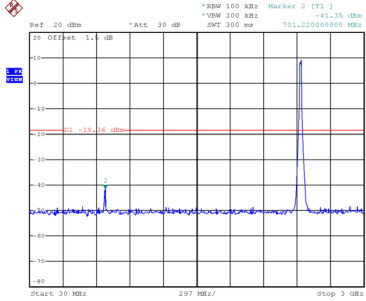


Date: 13.AUG.2019 15:33:38

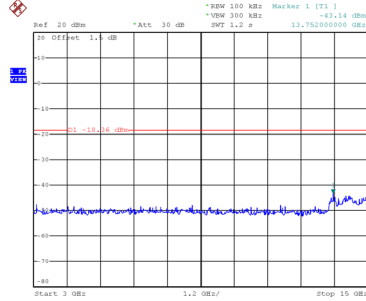


Date: 13.AUG.2019 15:33:46

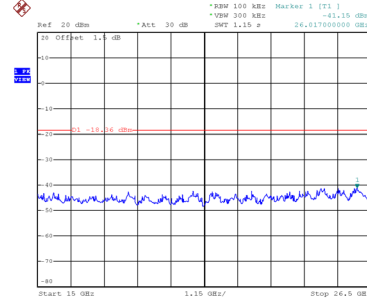
### CH06 – 10th Harmonic of the fundamental frequency



Date: 13.AUG.2019 15:35:49

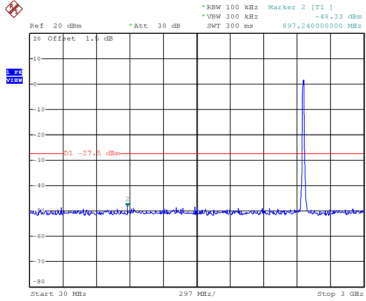


Date: 13.AUG.2019 15:35:57

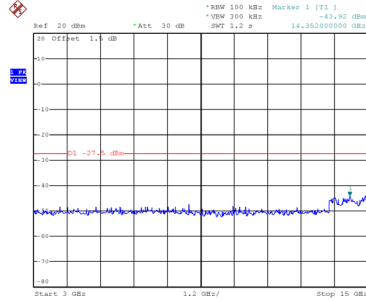


Date: 13.AUG.2019 15:36:05

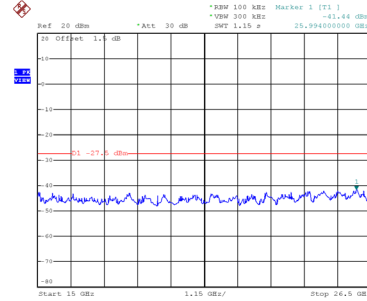
### CH11 – 10th Harmonic of the fundamental frequency



Date: 13.AUG.2019 15:39:13



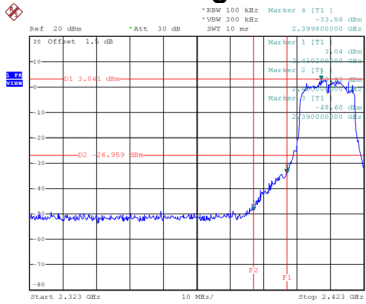
Date: 13.AUG.2019 15:39:21



Date: 13.AUG.2019 15:39:40

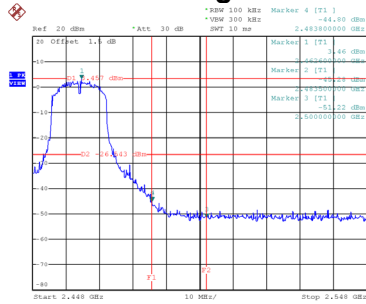
Test Mode TX G Mode\_Ant. 2

### Bandedge-CH01



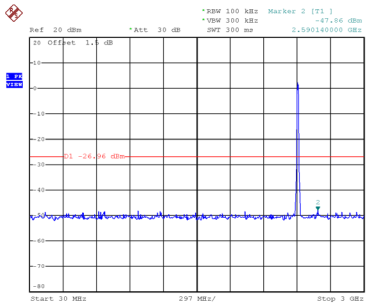
Date: 13.AUG.2019 15:05:10

### Bandedge-CH11

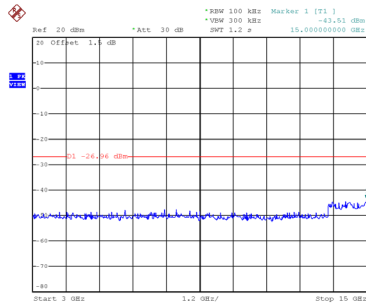


Date: 13.AUG.2019 15:09:25

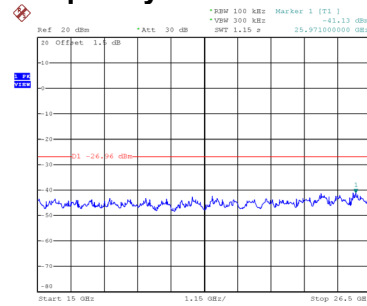
### CH01 – 10th Harmonic of the fundamental frequency



Date: 13.AUG.2019 15:05:44

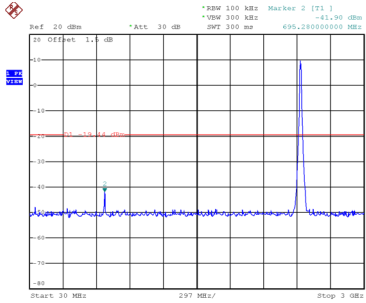


Date: 13.AUG.2019 15:05:53

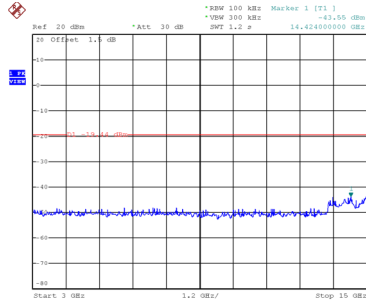


Date: 13.AUG.2019 15:06:10

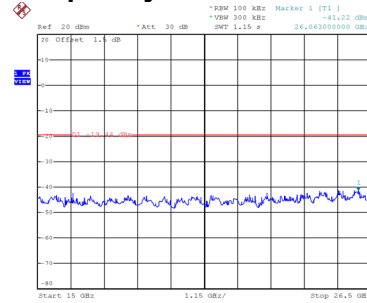
### CH06 – 10th Harmonic of the fundamental frequency



Date: 13.AUG.2019 15:07:30

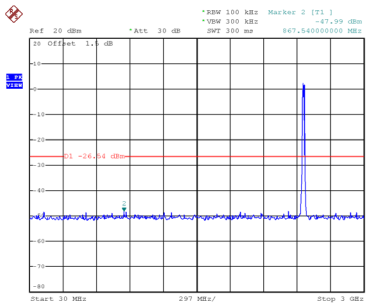


Date: 13.AUG.2019 15:07:38

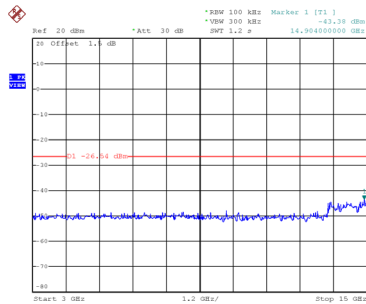


Date: 13.AUG.2019 15:07:46

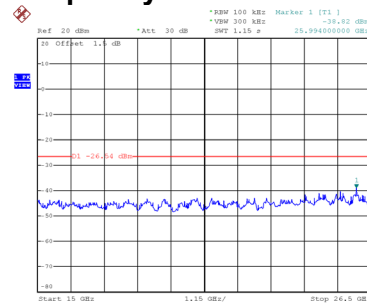
### CH11 – 10th Harmonic of the fundamental frequency



Date: 13.AUG.2019 15:09:40



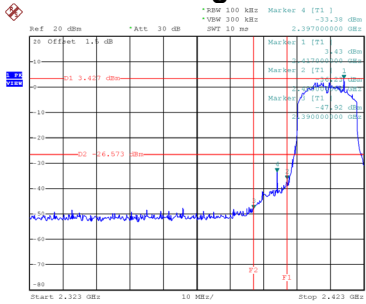
Date: 13.AUG.2019 15:09:48



Date: 13.AUG.2019 15:09:55

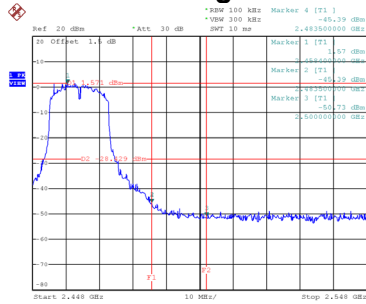
Test Mode TX N-20M Mode\_Ant. 1

### Bandedge-CH01



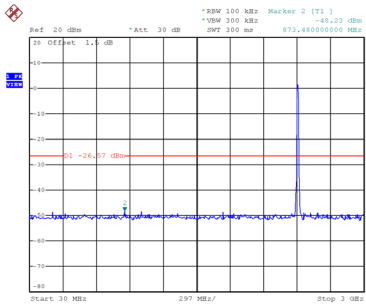
Date: 13.AUG.2019 15:42:00

### Bandedge-CH11

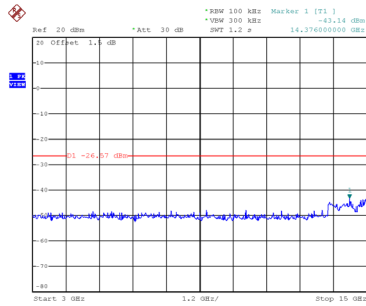


Date: 13.AUG.2019 15:46:47

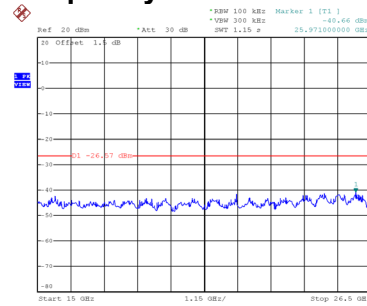
### CH01 – 10th Harmonic of the fundamental frequency



Date: 13.AUG.2019 15:42:14

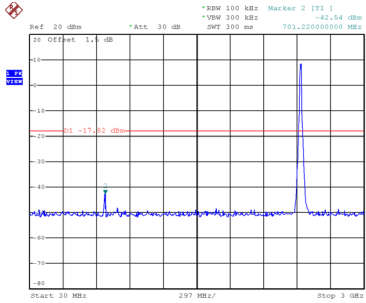


Date: 13.AUG.2019 15:42:22

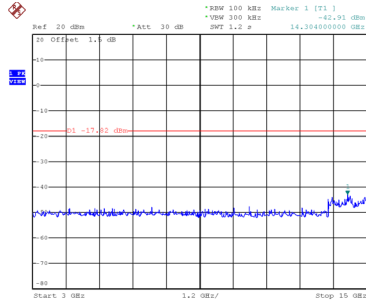


Date: 13.AUG.2019 15:42:29

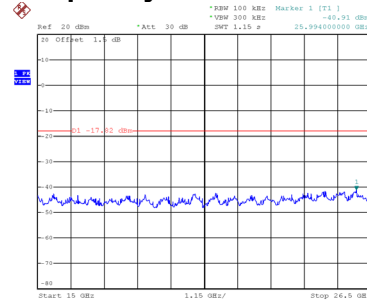
### CH06 – 10th Harmonic of the fundamental frequency



Date: 13.AUG.2019 15:44:34

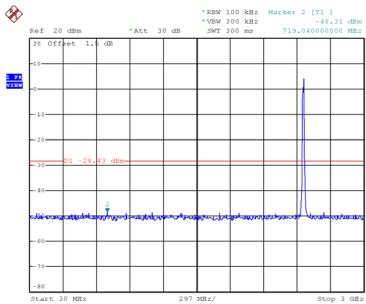


Date: 13.AUG.2019 15:44:42

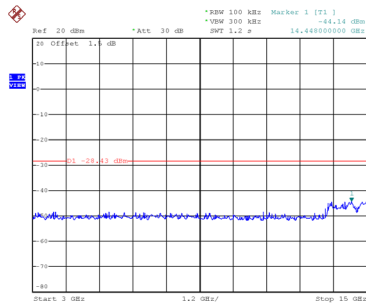


Date: 13.AUG.2019 15:44:50

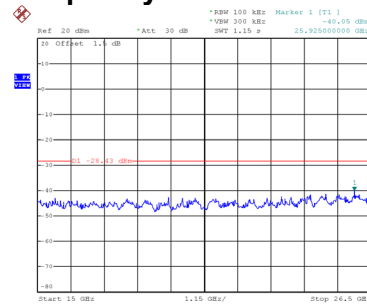
### CH11 – 10th Harmonic of the fundamental frequency



Date: 13.AUG.2019 15:47:01



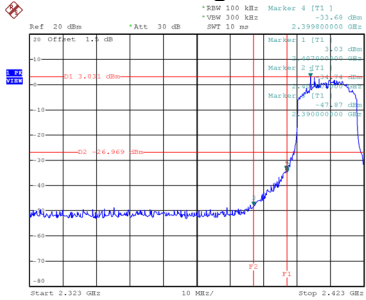
Date: 13.AUG.2019 15:47:09



Date: 13.AUG.2019 15:47:16

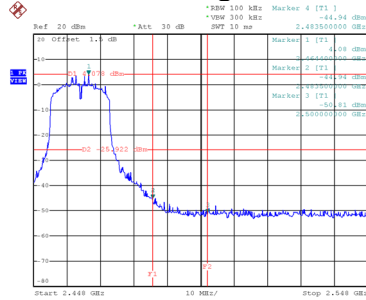
Test Mode TX N-20M Mode\_Ant. 2

### Bandedge-CH01



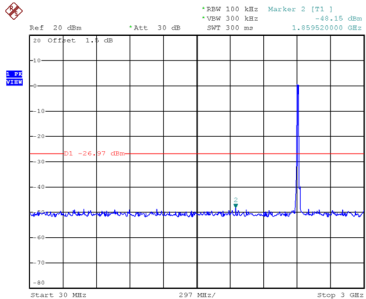
Date: 13.AUG.2019 15:11:27

### Bandedge-CH11

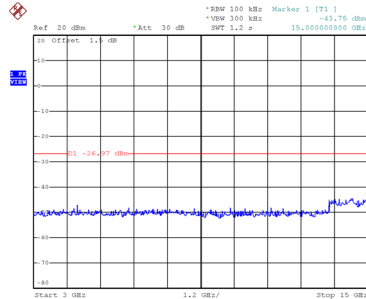


Date: 13.AUG.2019 15:15:09

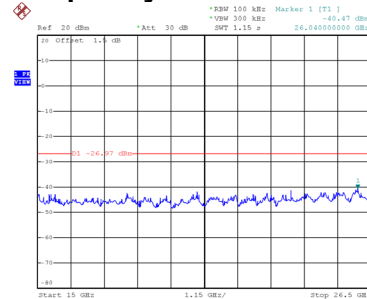
### CH01 – 10th Harmonic of the fundamental frequency



Date: 13.AUG.2019 15:11:41

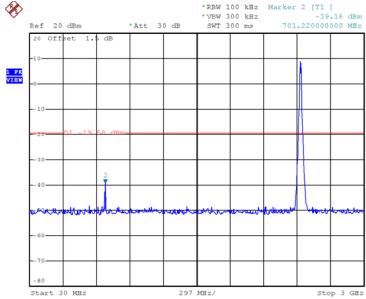


Date: 13.AUG.2019 15:11:48

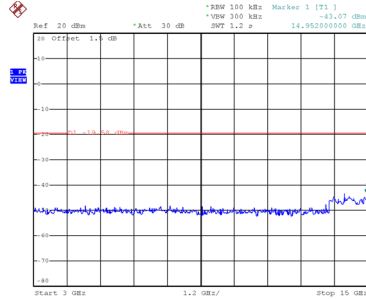


Date: 13.AUG.2019 15:11:56

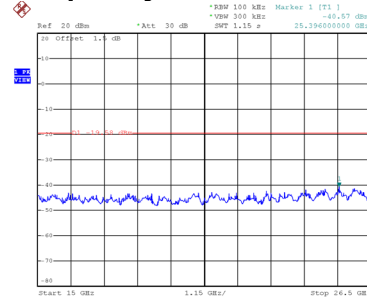
### CH06 – 10th Harmonic of the fundamental frequency



Date: 13.AUG.2019 15:13:28

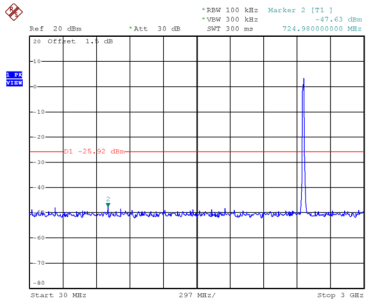


Date: 13.AUG.2019 15:13:36

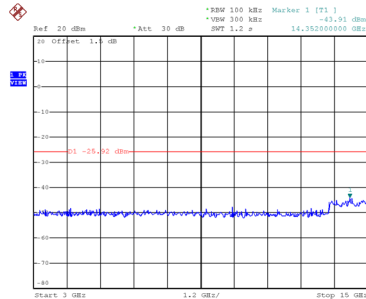


Date: 13.AUG.2019 15:13:43

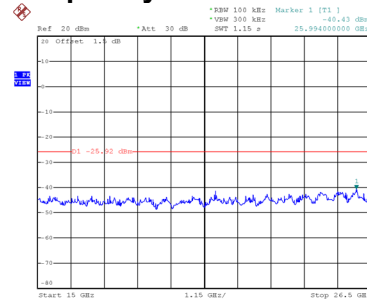
### CH11 – 10th Harmonic of the fundamental frequency



Date: 13.AUG.2019 15:15:23



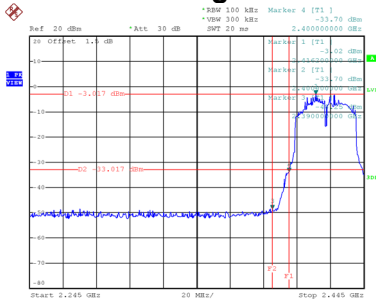
Date: 13.AUG.2019 15:15:31



Date: 13.AUG.2019 15:15:38

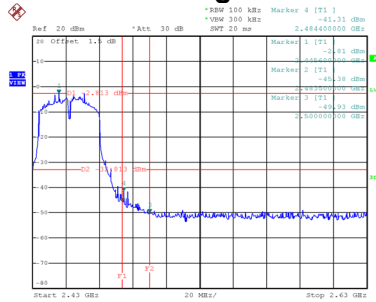
Test Mode TX N-40M Mode\_Ant. 1

### Bandedge-CH03



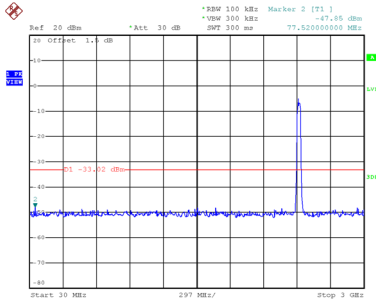
Date: 13.AUG.2019 15:50:28

### Bandedge-CH09

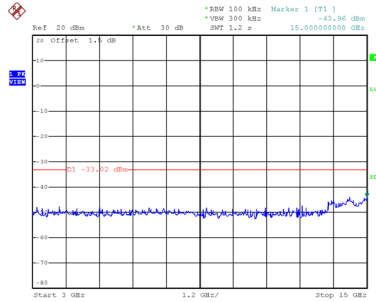


Date: 13.AUG.2019 15:55:09

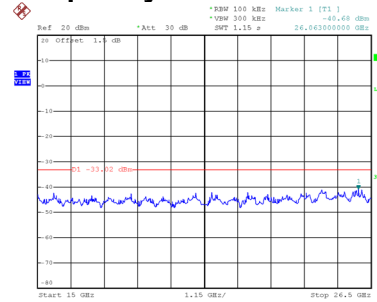
### CH03 – 10th Harmonic of the fundamental frequency



Date: 13.AUG.2019 15:50:41

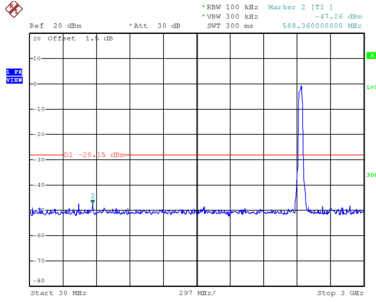


Date: 13.AUG.2019 15:50:49

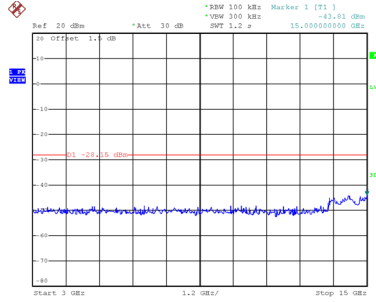


Date: 13.AUG.2019 15:50:57

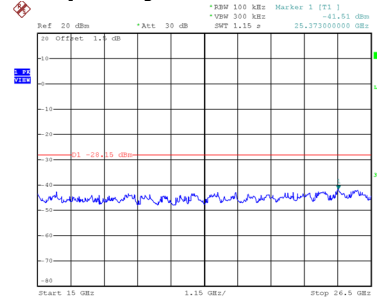
### CH06 – 10th Harmonic of the fundamental frequency



Date: 13.AUG.2019 15:52:51

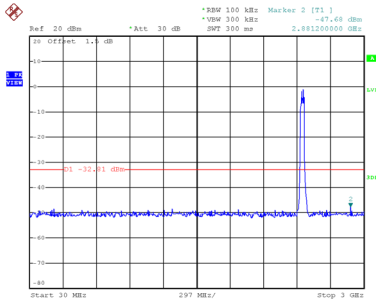


Date: 13.AUG.2019 15:52:59

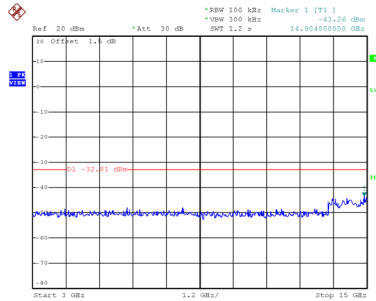


Date: 13.AUG.2019 15:53:07

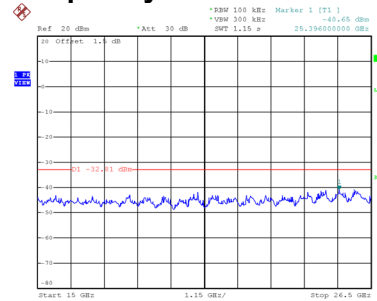
### CH09 – 10th Harmonic of the fundamental frequency



Date: 13.AUG.2019 15:55:22



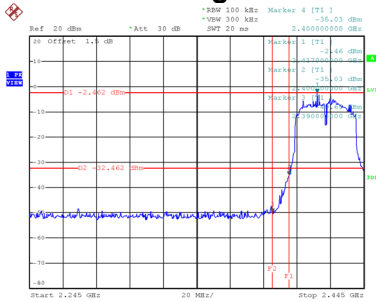
Date: 13.AUG.2019 15:55:30



Date: 13.AUG.2019 15:55:38

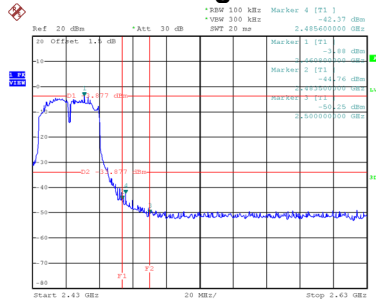
Test Mode TX N-40M Mode\_Ant. 2

### Bandedge-CH03



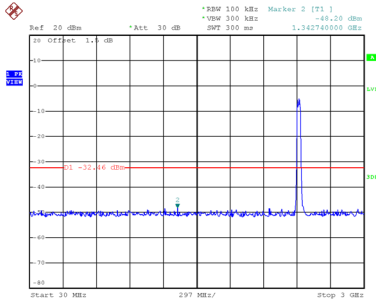
Date: 13.AUG.2019 15:17:10

### Bandedge-CH09

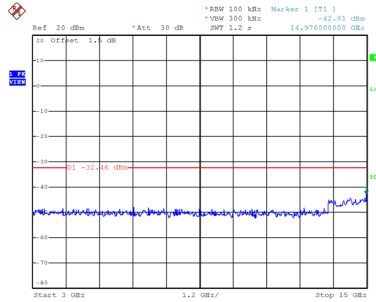


Date: 13.AUG.2019 15:20:51

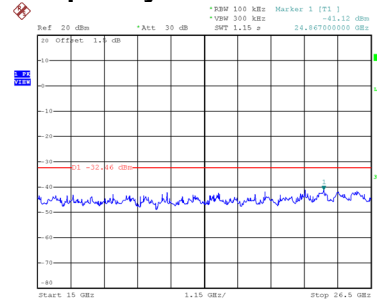
### CH03 – 10th Harmonic of the fundamental frequency



Date: 13.AUG.2019 15:17:23

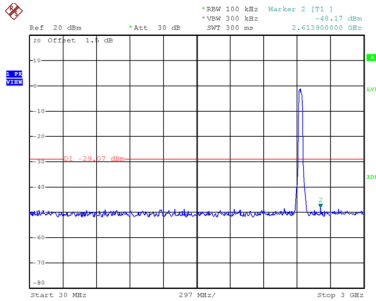


Date: 13.AUG.2019 15:17:31

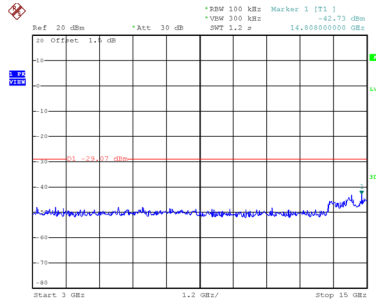


Date: 13.AUG.2019 15:17:39

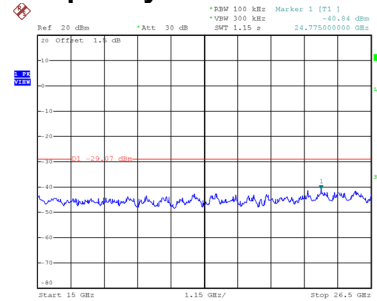
### CH06 – 10th Harmonic of the fundamental frequency



Date: 13.AUG.2019 15:19:21

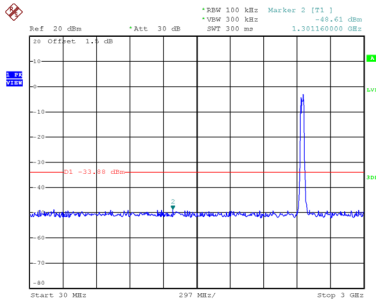


Date: 13.AUG.2019 15:19:33

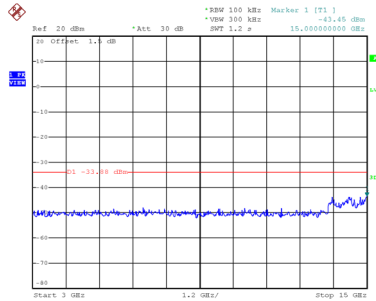


Date: 13.AUG.2019 15:19:40

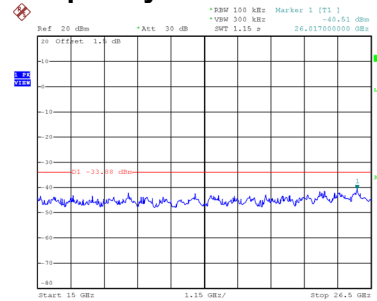
### CH09 – 10th Harmonic of the fundamental frequency



Date: 13.AUG.2019 15:21:04



Date: 13.AUG.2019 15:21:12



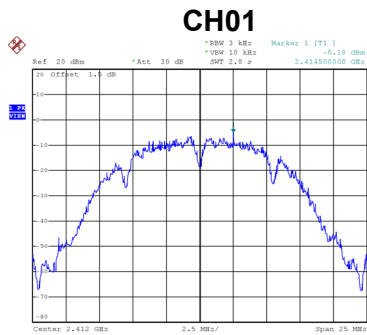
Date: 13.AUG.2019 15:21:20

## APPENDIX H - POWER SPECTRAL DENSITY

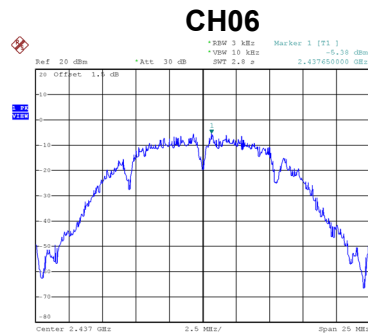


Test Mode	TX B Mode_Ant. 1
-----------	------------------

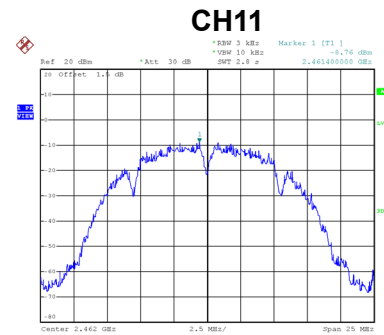
Channel	Frequency (MHz)	Power Spectral Density (dBm/3kHz)	Max. Limit (dBm/3kHz)	Result
01	2412	-5.18	2.10	Complies
06	2437	-5.38	2.10	Complies
11	2462	-8.76	2.10	Complies



Date: 13.AUG.2019 15:24:49



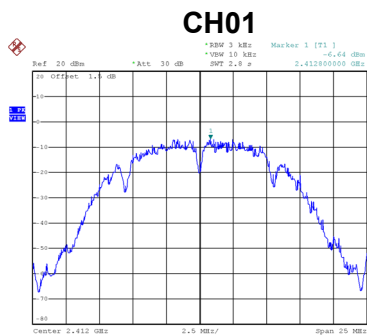
Date: 13.AUG.2019 15:28:36



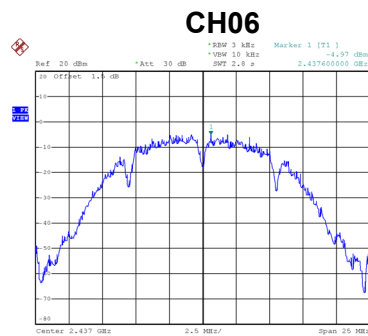
Date: 13.AUG.2019 15:31:05

Test Mode	TX B Mode_Ant. 2
-----------	------------------

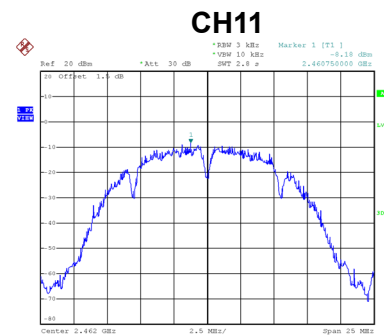
Channel	Frequency (MHz)	Power Spectral Density (dBm/3kHz)	Max. Limit (dBm/3kHz)	Result
01	2412	-6.64	2.10	Complies
06	2437	-4.97	2.10	Complies
11	2462	-8.18	2.10	Complies



Date: 13.AUG.2019 14:58:44



Date: 13.AUG.2019 15:00:54



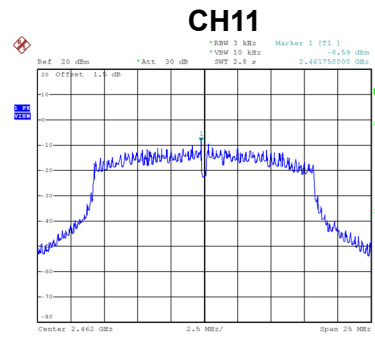
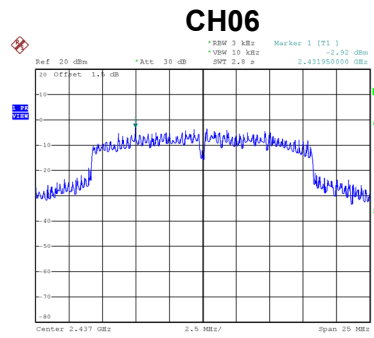
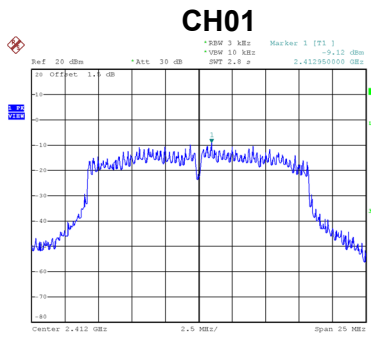
Date: 13.AUG.2019 15:02:54

Test Mode	TX B Mode_Total
-----------	-----------------

Channel	Frequency (MHz)	Power Spectral Density (dBm/3kHz)	Max. Limit (dBm/3kHz)	Result
01	2412	-2.84	2.10	Complies
06	2437	-2.16	2.10	Complies
11	2462	-5.45	2.10	Complies

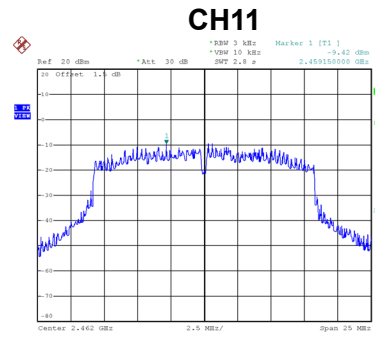
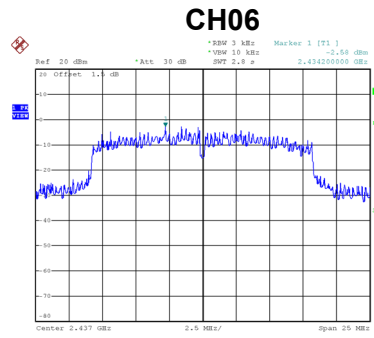
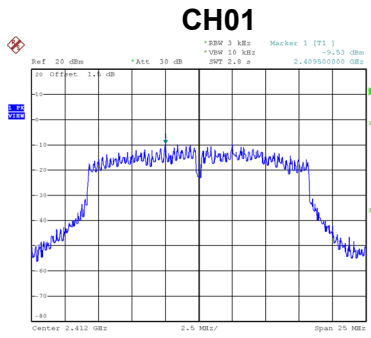
Test Mode	TX G Mode_Ant. 1
-----------	------------------

Channel	Frequency (MHz)	Power Spectral Density (dBm/3kHz)	Max. Limit (dBm/3kHz)	Result
01	2412	-9.12	2.10	Complies
06	2437	-2.92	2.10	Complies
11	2462	-8.59	2.10	Complies



Test Mode	TX G Mode_Ant. 2
-----------	------------------

Channel	Frequency (MHz)	Power Spectral Density (dBm/3kHz)	Max. Limit (dBm/3kHz)	Result
01	2412	-9.53	2.10	Complies
06	2437	-2.58	2.10	Complies
11	2462	-9.42	2.10	Complies

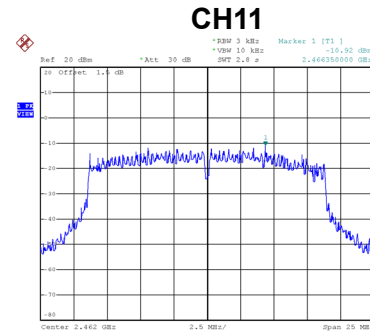
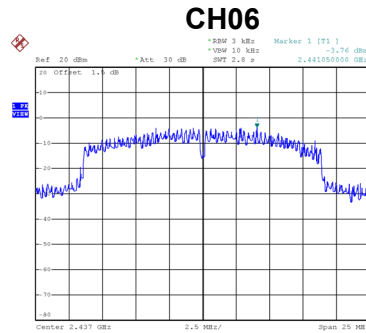
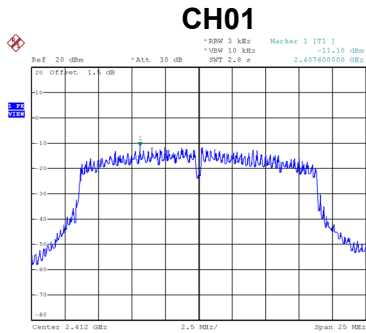


Test Mode	TX G Mode_Total
-----------	-----------------

Channel	Frequency (MHz)	Power Spectral Density (dBm/3kHz)	Max. Limit (dBm/3kHz)	Result
01	2412	-6.31	2.10	Complies
06	2437	0.26	2.10	Complies
11	2462	-5.97	2.10	Complies

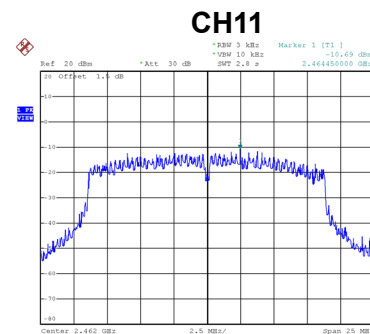
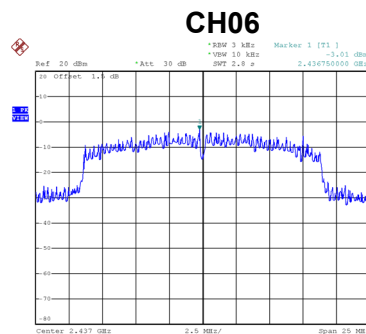
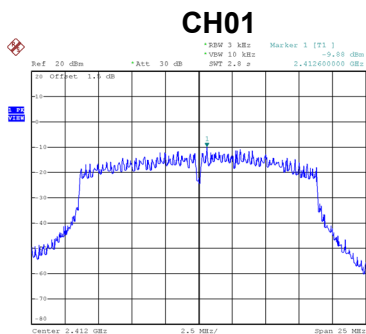
Test Mode	TX N-20M Mode_Ant. 1
-----------	----------------------

Channel	Frequency (MHz)	Power Spectral Density (dBm/3kHz)	Max. Limit (dBm/3kHz)	Result
01	2412	-11.10	2.10	Complies
06	2437	-3.76	2.10	Complies
11	2462	-10.92	2.10	Complies



Test Mode	TX N-20M Mode_Ant. 2
-----------	----------------------

Channel	Frequency (MHz)	Power Spectral Density (dBm/3kHz)	Max. Limit (dBm/3kHz)	Result
01	2412	-9.88	2.10	Complies
06	2437	-3.01	2.10	Complies
11	2462	-10.69	2.10	Complies



Test Mode	TX N-20M Mode_Total
-----------	---------------------

Channel	Frequency (MHz)	Power Spectral Density (dBm/3kHz)	Max. Limit (dBm/3kHz)	Result
01	2412	-7.44	2.10	Complies
06	2437	-0.36	2.10	Complies
11	2462	-7.79	2.10	Complies