



MRT Technology (Suzhou) Co., Ltd  
Phone: +86-512-66308358  
Fax: +86-512-66308368  
Web: www.mrt-cert.com

Report No.: 1611RSU03603  
Report Version: V01  
Issue Date: 12-21-2016

## Co-location Report

---

**FCC ID:** TE7C9V4

**APPLICANT:** TP-Link Technologies Co., Ltd.

**Application Type:** Certification

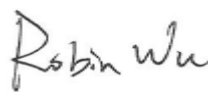
**Product:** AC1900 Wireless Dual Band Gigabit Router


**Model No.:** Archer C9

**Brand Name:** TP-Link

**FCC Classification:** Digital Transmission System (DTS)  
Unlicensed National Information Infrastructure (UNII)

**Test Date:** November 28 ~ December 20, 2016

Reviewed By :   
Manager : \_\_\_\_\_  
( Robin Wu )

Approved By :   
CEO : \_\_\_\_\_  
( Marlin Chen )



The test results relate only to the samples tested.

This equipment has been shown to be capable of compliance with the applicable technical standards as indicated in the measurement report and was tested in accordance with the measurement procedures specified in ANSI C63.4-2013. Test results reported herein relate only to the item(s) tested.

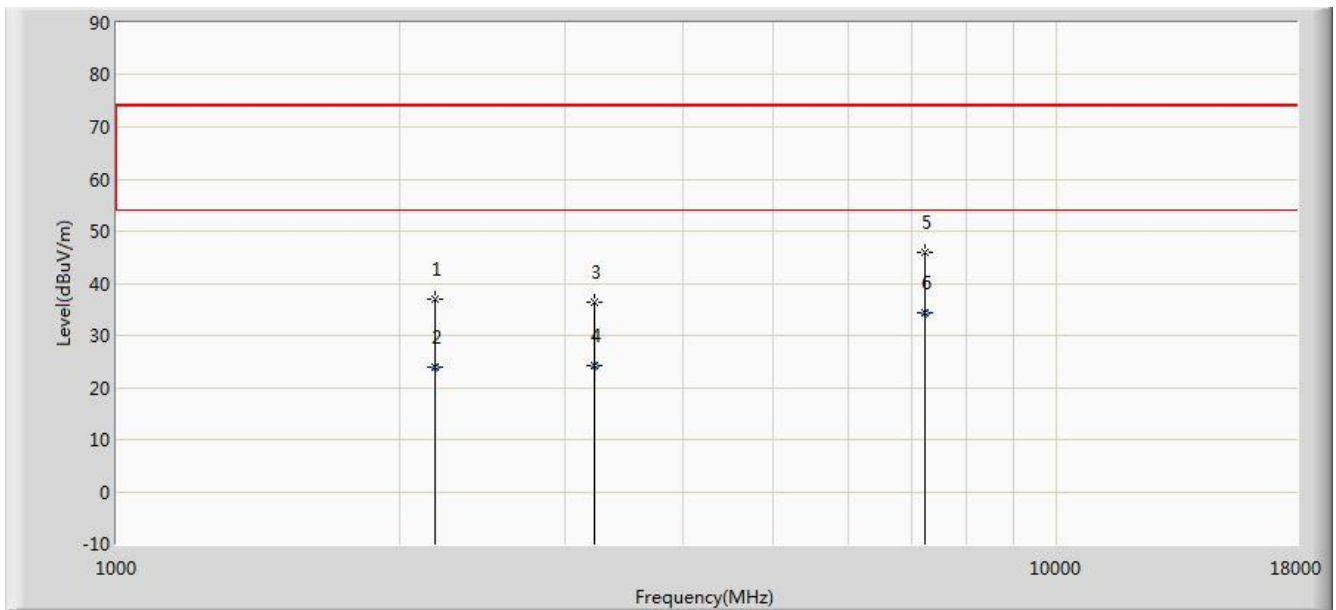
The test report shall not be reproduced except in full without the written approval of MRT Technology (Suzhou) Co., Ltd.

## Revision History

Report No.	Version	Description	Issue Date	Note
1611RSU03603	Rev. 01	Initial report	12-21-2016	Valid

## 1. TEST RESULT of Radiated Emissions for Co-located

Test Mode:	2.4GHz + 5GHz Transmit	Test Site:	AC1
Test Engineer:	Kevin Ke	Polarity:	Horizontal
Remark:	There is the ambient noise within frequency range 9kHz~30MHz and 18GHz~40GHz, the permissible value is not show in the report.		



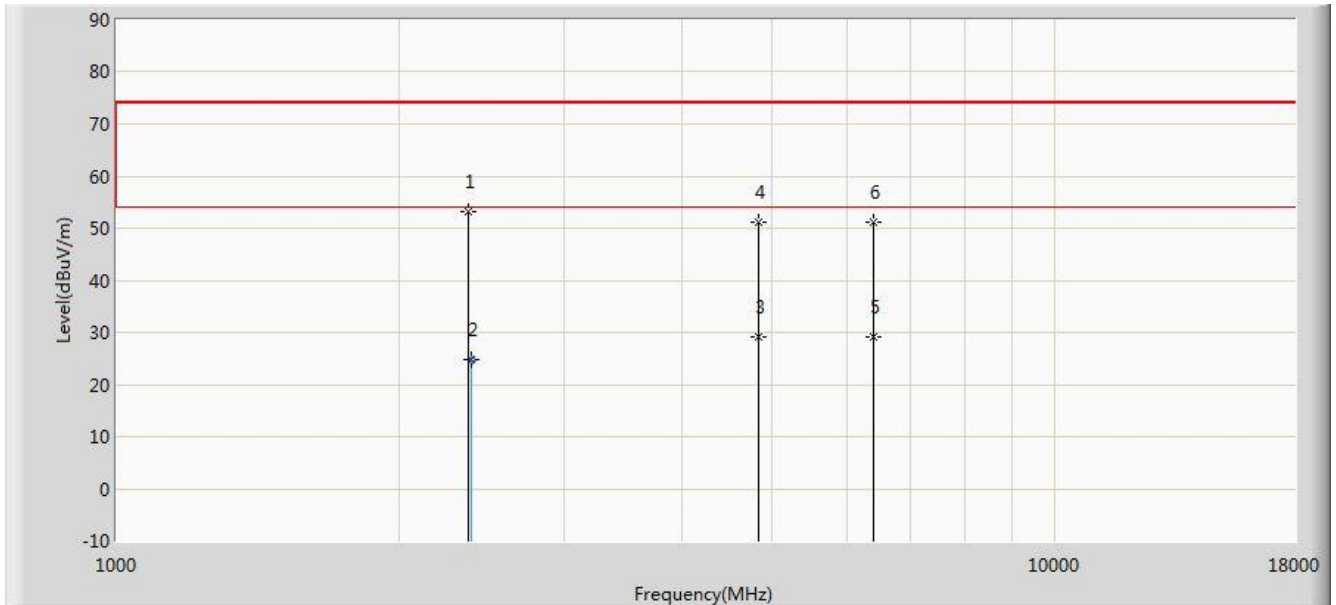
No	Flag	Mark	Frequency (MHz)	Measure Level (dBuV/m)	Reading Level (dBuV)	Over Limit (dB)	Limit (dBuV/m)	Factor (dB)	Type
1			2181.500	36.854	39.546	-37.146	74.000	-2.692	PK
2			2181.500	23.894	26.586	-30.106	54.000	-2.692	AV
3			3218.500	36.372	38.861	-37.628	74.000	-2.490	PK
4			3218.500	24.067	26.556	-29.933	54.000	-2.490	AV
5			7230.500	45.839	35.162	-28.161	74.000	10.677	PK
6		*	7230.500	34.240	23.563	-19.760	54.000	10.677	AV

Note 1: Measure Level (dBuV/m) = Reading Level (dBuV) + Factor (dB)

Factor (dB) = Cable Loss (dB) + Antenna Factor (dB/m) – Pre\_Amplifier Gain (dB).

Note 2: We selected the 2.4GHz and 5GHz worst-case mode of radiated spurious emissions in the DTS and UNII reports.

Test Mode:	2.4GHz + 5GHz Transmit	Test Site:	AC1
Test Engineer:	Kevin Ke	Polarity:	Vertical
Remark:	There is the ambient noise within frequency range 9kHz~30MHz and 18GHz~40GHz, the permissible value is not show in the report.		



No	Flag	Mark	Frequency (MHz)	Measure Level (dBuV/m)	Reading Level (dBuV)	Over Limit (dB)	Limit (dBuV/m)	Factor (dB)	Type
1		*	2368.500	53.055	55.647	-20.945	74.000	-2.591	PK
2			2386.500	24.728	27.410	-29.272	54.000	-2.682	AV
3			4825.000	29.256	26.580	-44.744	74.000	2.676	PK
4			4825.000	51.132	48.456	-22.868	74.000	2.676	PK
5			6414.500	29.103	22.449	-44.897	74.000	6.654	PK
6			6414.500	51.103	44.449	-22.897	74.000	6.654	PK

Note 1: Measure Level (dBuV/m) = Reading Level (dBuV) + Factor (dB)

Factor (dB) = Cable Loss (dB) + Antenna Factor (dB/m) – Pre\_Amplifier Gain (dB).

Note 2: We selected the 2.4GHz and 5GHz worst-case mode of radiated spurious emissions in the DTS and UNII reports.

\_\_\_\_\_ The End \_\_\_\_\_