

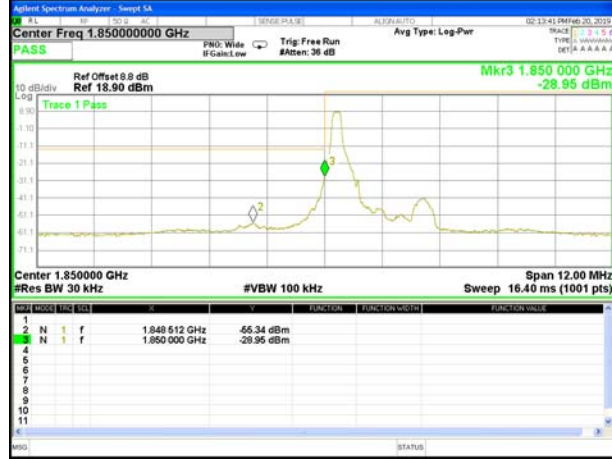


CONDUCTED BAND EDGE

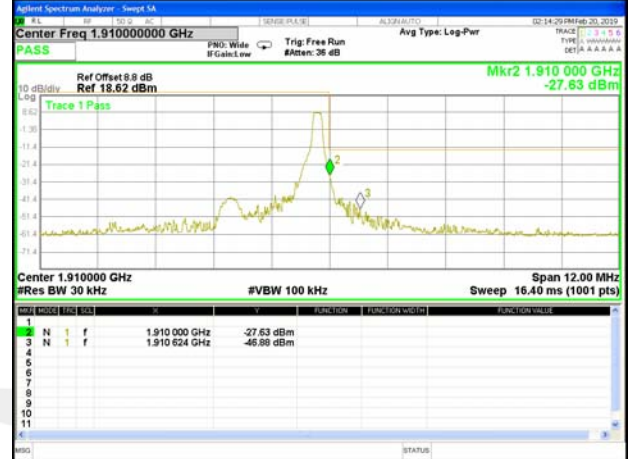
LTE band 2

LTE Band 2 / 1.4MHz / QPSK

Lowest Band Edge / 1 RB



Highest Band Edge / 1 RB



Lowest Band Edge / Full RB



Highest Band Edge / Full RB

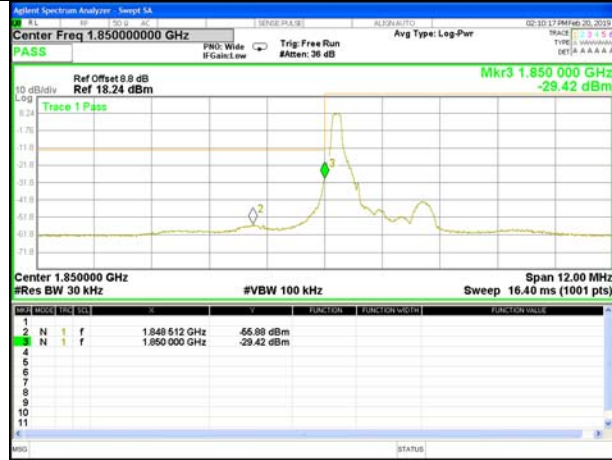




LTE band 2

LTE Band 2 / 1.4MHz / 16QAM

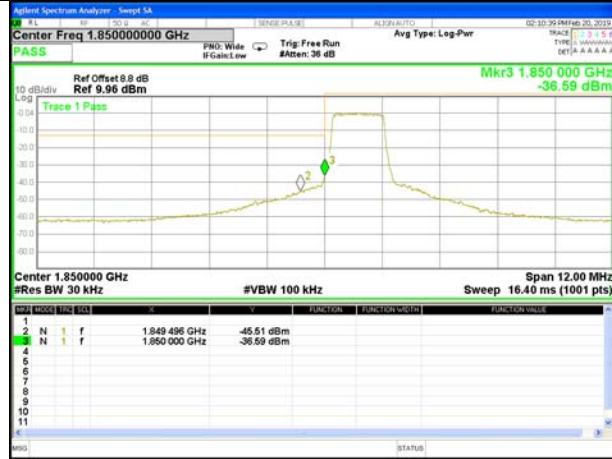
Lowest Band Edge / 1 RB



Highest Band Edge / 1 RB



Lowest Band Edge / Full RB



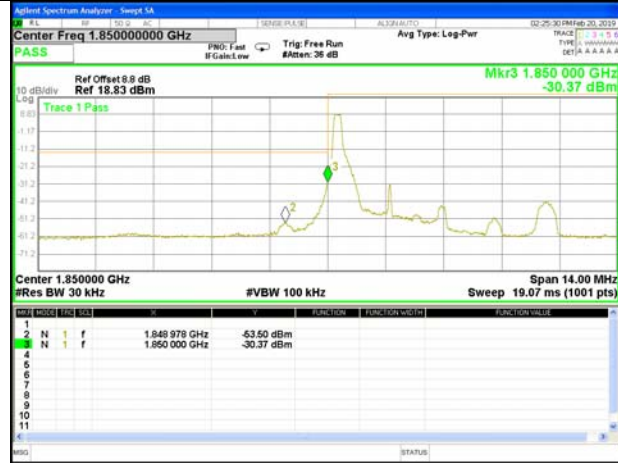
Highest Band Edge / Full RB



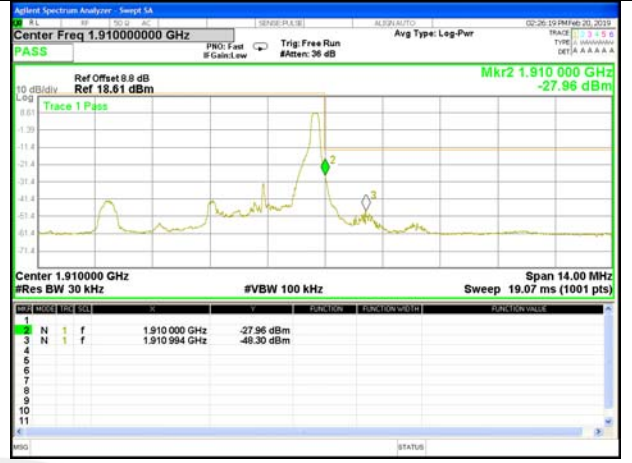
LTE band 2

LTE Band 2 / 3MHz / QPSK

Lowest Band Edge / 1 RB



Highest Band Edge / 1 RB



Lowest Band Edge / Full RB



Highest Band Edge / Full RB

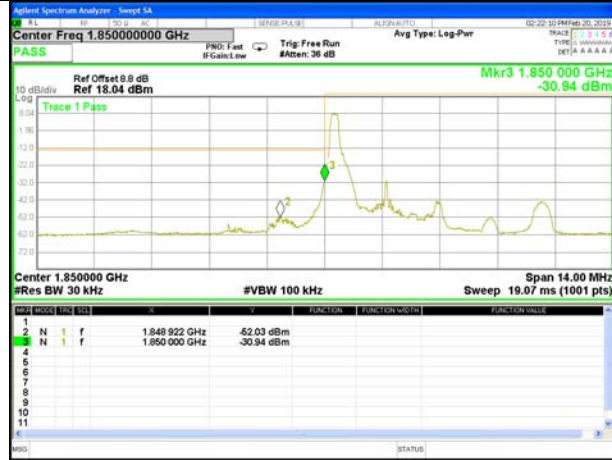




LTE band 2

LTE Band 2 / 3MHz / 16QAM

Lowest Band Edge / 1 RB



Highest Band Edge / 1 RB



Lowest Band Edge / Full RB



Highest Band Edge / Full RB

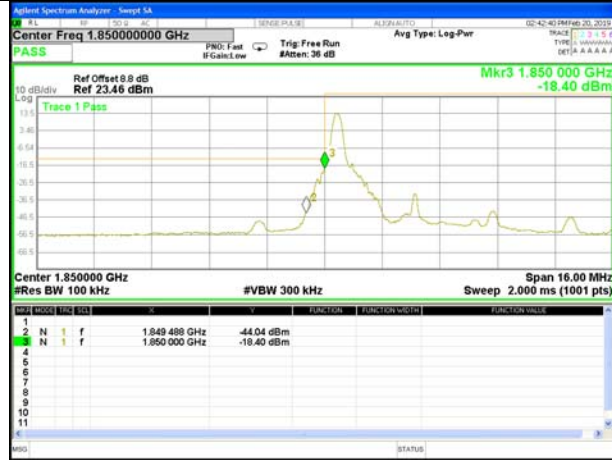




LTE band 2

LTE Band 2 / 5MHz / QPSK

Lowest Band Edge / 1 RB



Highest Band Edge / 1 RB



Lowest Band Edge / Full RB



Highest Band Edge / Full RB

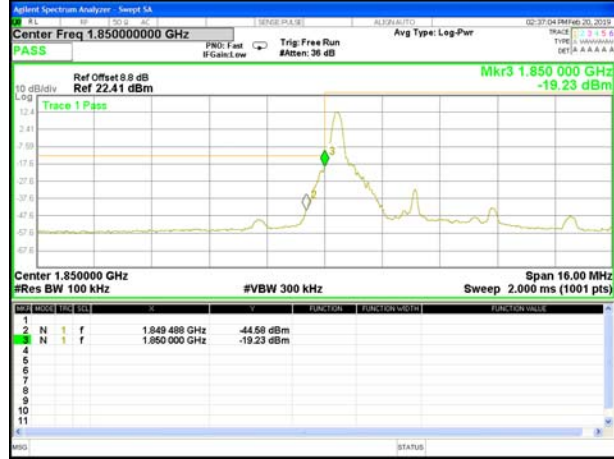




LTE band 2

LTE Band 2 / 5MHz / 16QAM

Lowest Band Edge / 1 RB



Highest Band Edge / 1 RB



Lowest Band Edge / Full RB



Highest Band Edge / Full RB





LTE band 2

LTE Band 2 / 10MHz / QPSK

Lowest Band Edge / 1 RB



Highest Band Edge / 1 RB



Lowest Band Edge / Full RB



Highest Band Edge / Full RB

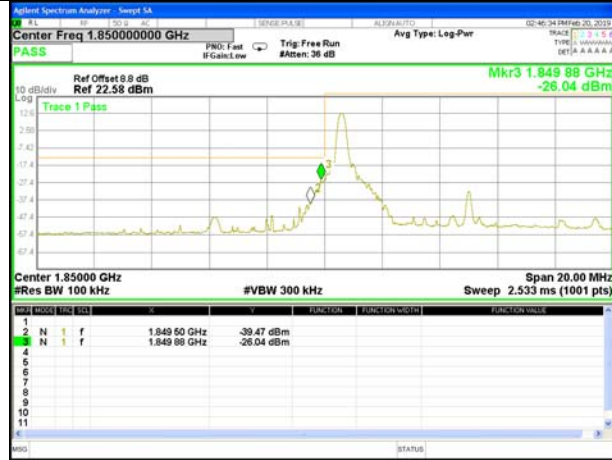




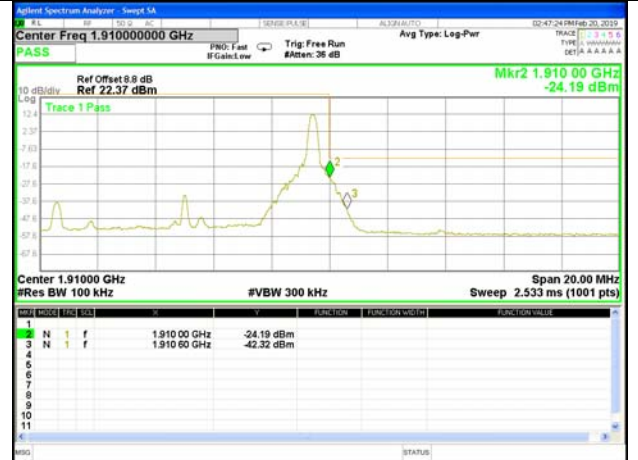
LTE band 2

LTE Band 2 / 10MHz /16QAM

Lowest Band Edge / 1 RB



Highest Band Edge / 1 RB



Lowest Band Edge / Full RB



Highest Band Edge / Full RB

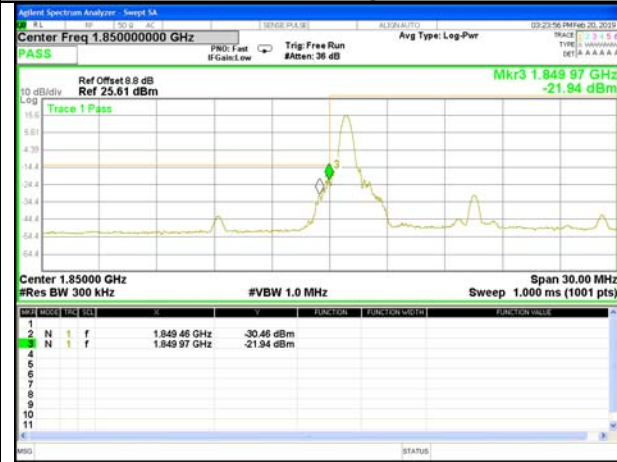




LTE band 2

LTE Band 2 / 15MHz /QPSK

Lowest Band Edge / 1 RB



Highest Band Edge / 1 RB



Lowest Band Edge / Full RB



Highest Band Edge / Full RB



LTE band 2

LTE Band 2 / 15MHz /16QAM

Lowest Band Edge / 1 RB



Highest Band Edge / 1 RB



Lowest Band Edge / Full RB



Highest Band Edge / Full RB





LTE band 2

LTE Band 2 / 20MHz /QPSK

Lowest Band Edge / 1 RB



Highest Band Edge / 1 RB



Lowest Band Edge / Full RB



Highest Band Edge / Full RB

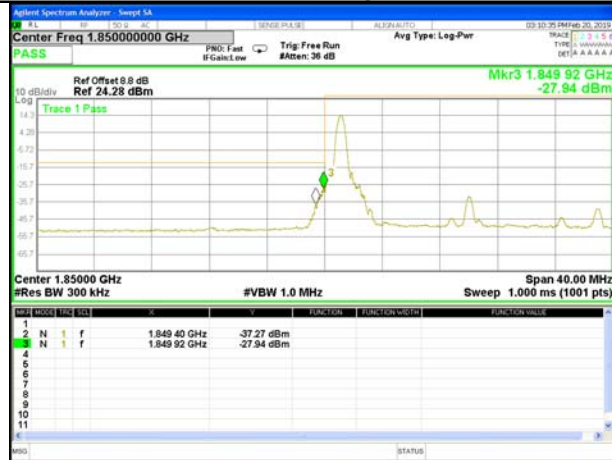




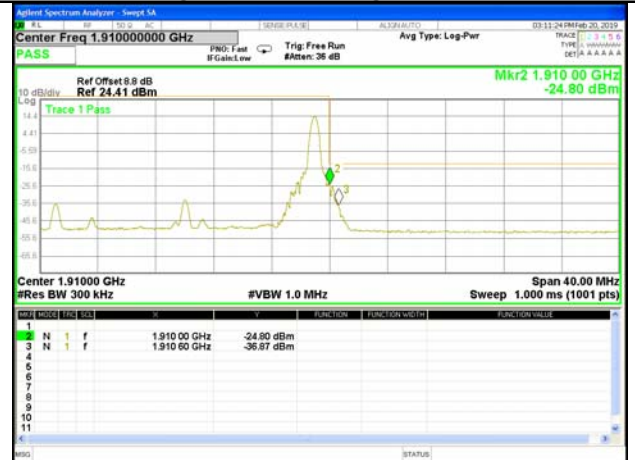
LTE band 2

LTE Band 2 / 20MHz /16QAM

Lowest Band Edge / 1 RB



Highest Band Edge / 1 RB



Lowest Band Edge / Full RB



Highest Band Edge / Full RB

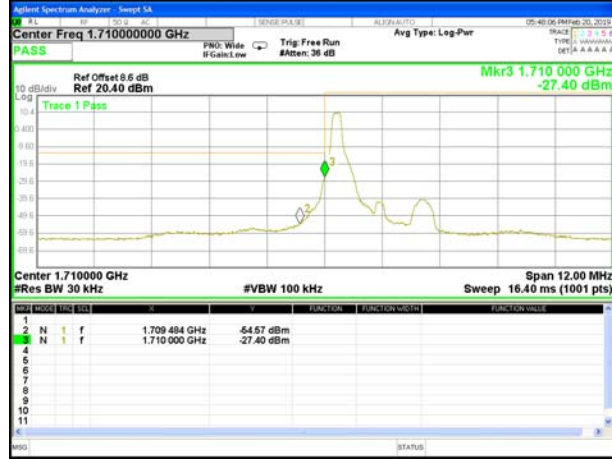




LTE band 4

LTE Band 4 / 1.4MHz /QPSK

Lowest Band Edge / 1 RB



Highest Band Edge / 1 RB



Lowest Band Edge / Full RB



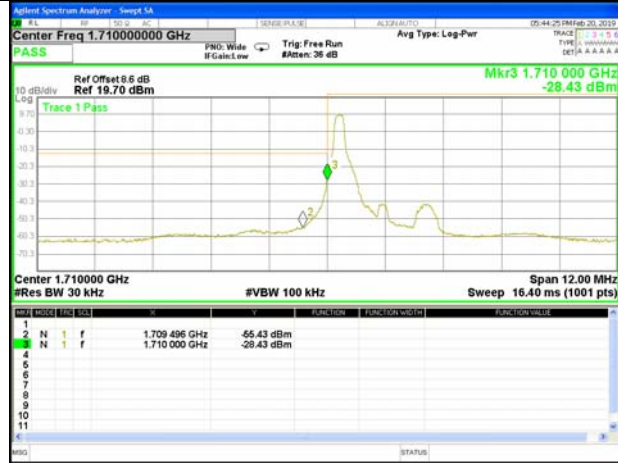
Highest Band Edge / Full RB



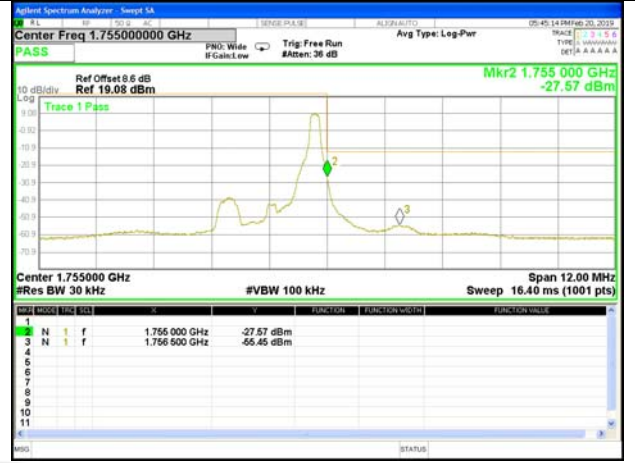
LTE band 4

LTE Band 4 / 1.4MHz /16QAM

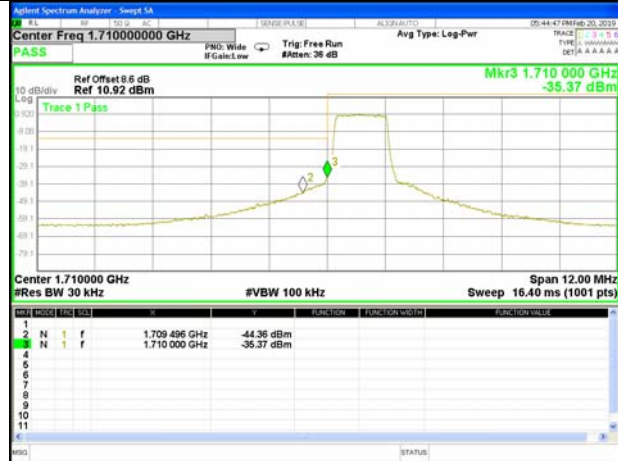
Lowest Band Edge / 1 RB



Highest Band Edge / 1 RB



Lowest Band Edge / Full RB



Highest Band Edge / Full RB

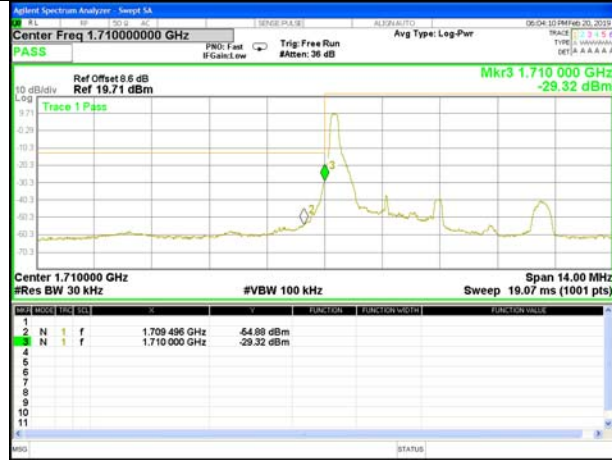




LTE band 4

LTE Band 4 / 3MHz /QPSK

Lowest Band Edge / 1 RB



Highest Band Edge / 1 RB



Lowest Band Edge / Full RB



Highest Band Edge / Full RB

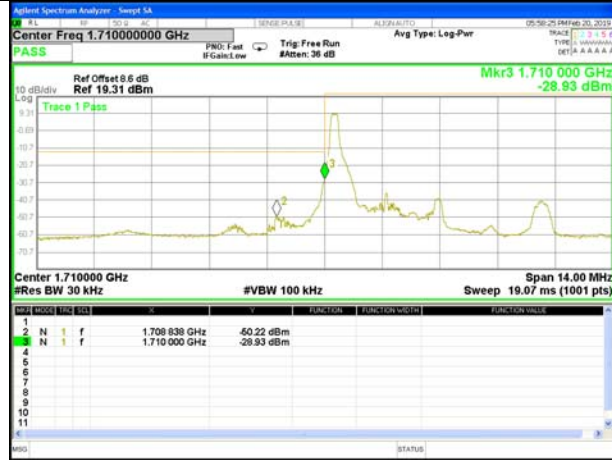




LTE band 4

LTE Band 4 / 3MHz / 16QAM

Lowest Band Edge / 1 RB



Highest Band Edge / 1 RB



Lowest Band Edge / Full RB



Highest Band Edge / Full RB





LTE band 4

LTE Band 4 / 5MHz / QPSK

Lowest Band Edge / 1 RB



Highest Band Edge / 1 RB



Lowest Band Edge / Full RB



Highest Band Edge / Full RB

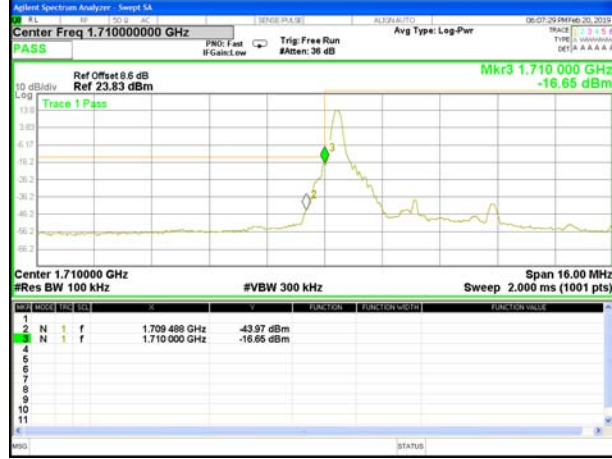




LTE band 4

LTE Band 4 / 5MHz / 16QAM

Lowest Band Edge / 1 RB



Highest Band Edge / 1 RB



Lowest Band Edge / Full RB



Highest Band Edge / Full RB

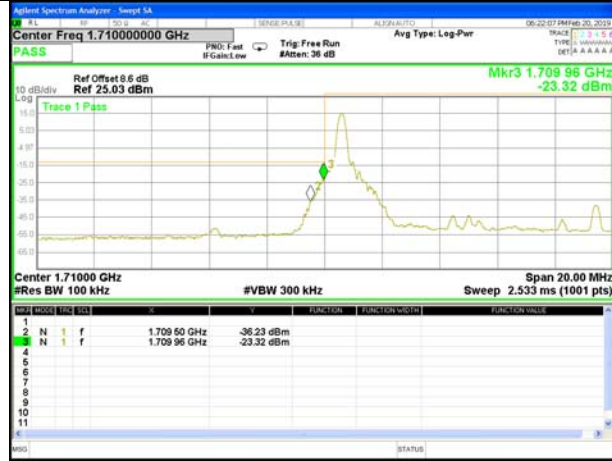




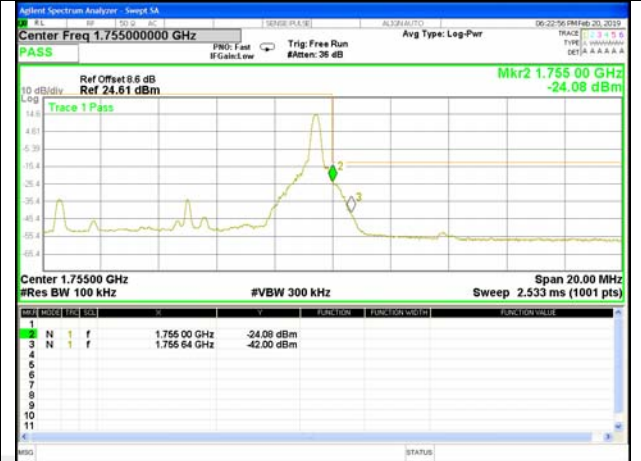
LTE band 4

LTE Band 4 / 10MHz /QPSK

Lowest Band Edge / 1 RB



Highest Band Edge / 1 RB



Lowest Band Edge / Full RB



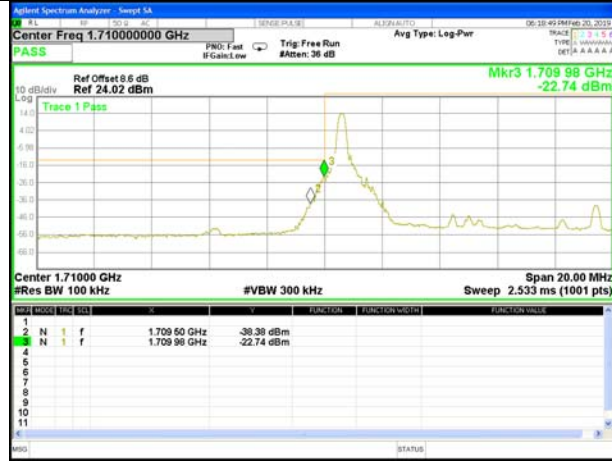
Highest Band Edge / Full RB



LTE band 4

LTE Band 4 / 10MHz /16QAM

Lowest Band Edge / 1 RB



Highest Band Edge / 1 RB



Lowest Band Edge / Full RB



Highest Band Edge / Full RB

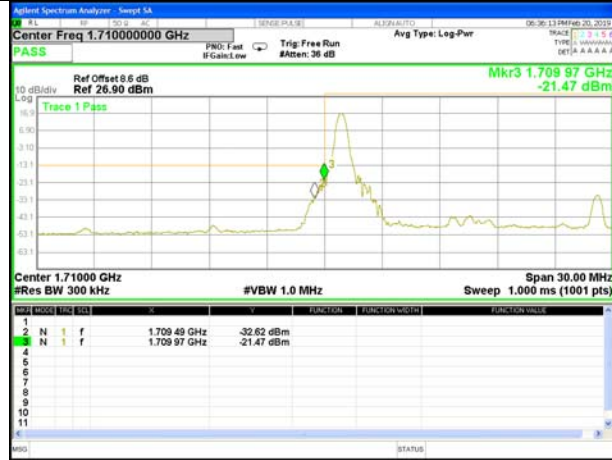




LTE band 4

LTE Band 4 / 15MHz /QPSK

Lowest Band Edge / 1 RB



Highest Band Edge / 1 RB



Lowest Band Edge / Full RB



Highest Band Edge / Full RB

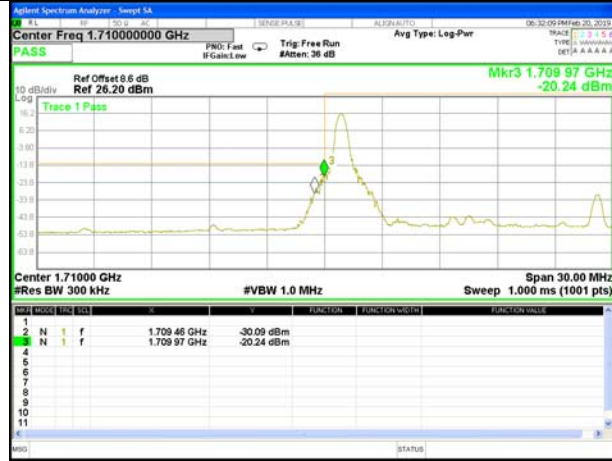




LTE band 4

LTE Band 4 / 15MHz / 16QAM

Lowest Band Edge / 1 RB



Highest Band Edge / 1 RB



Lowest Band Edge / Full RB



Highest Band Edge / Full RB

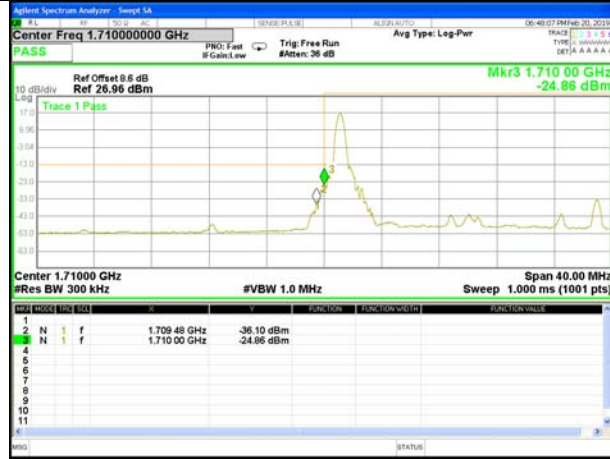




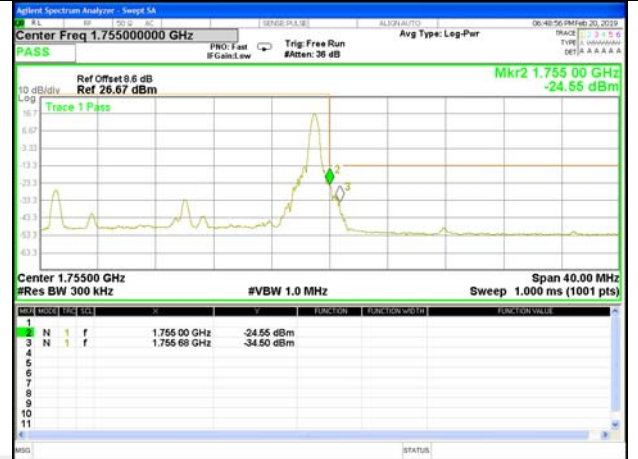
LTE band 4

LTE Band 4 / 20MHz /QPSK

Lowest Band Edge / 1 RB



Highest Band Edge / 1 RB



Lowest Band Edge / Full RB



Highest Band Edge / Full RB

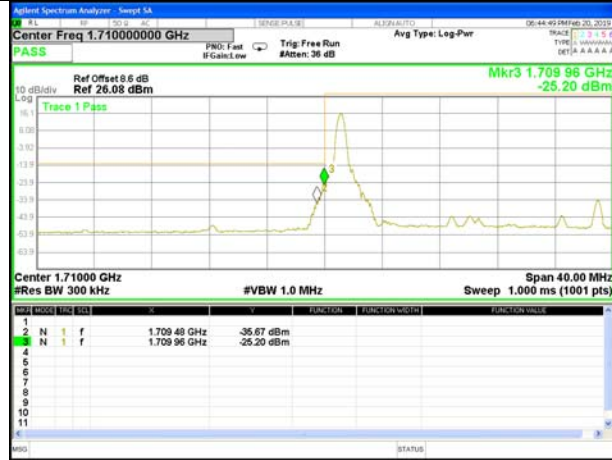




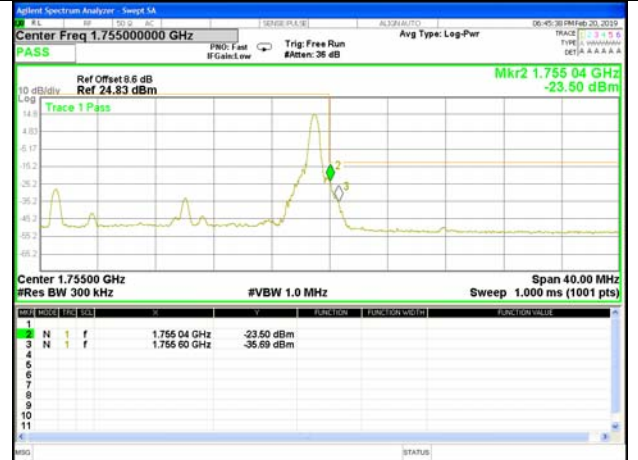
LTE band 4

LTE Band 4 / 20MHz / 16QAM

Lowest Band Edge / 1 RB



Highest Band Edge / 1 RB



Lowest Band Edge / Full RB



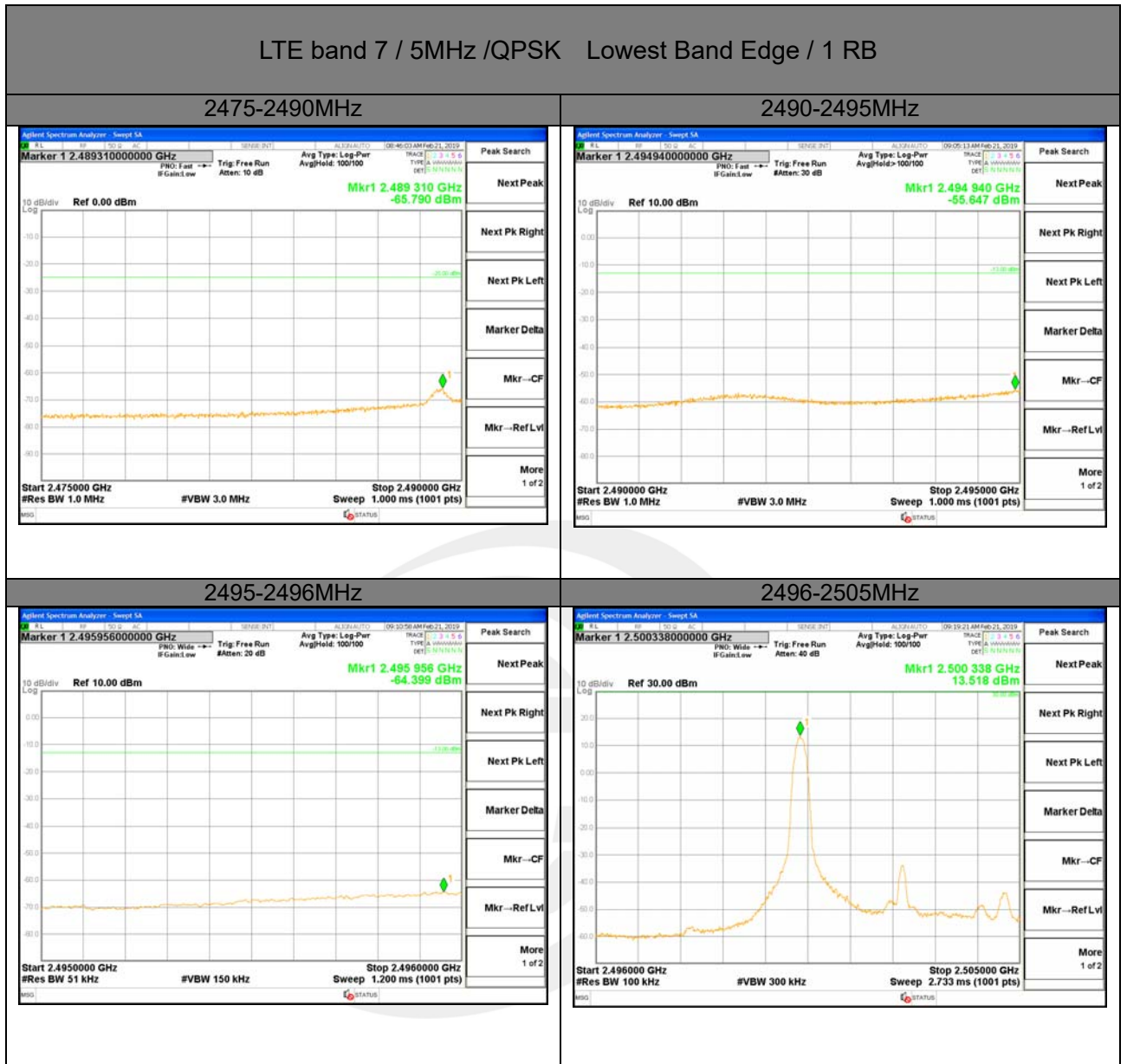
Highest Band Edge / Full RB





LTE band 7

LTE band 7 / 5MHz /QPSK Lowest Band Edge / 1 RB





LTE band 7

LTE band 7 / 5MHz /QPSK Highest Band Edge / 1 RB

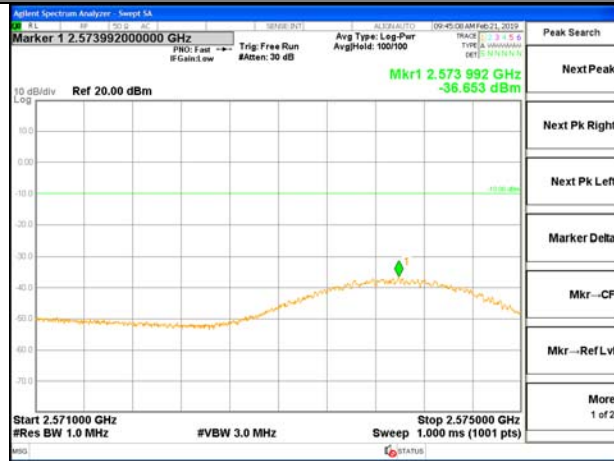
2565-2570MHz



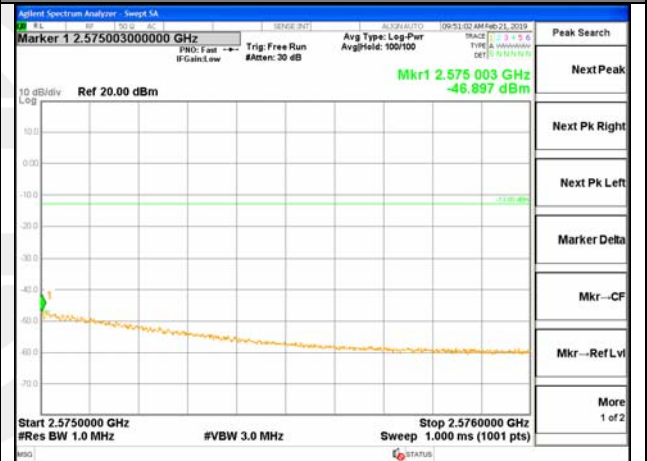
2570-2571MHz



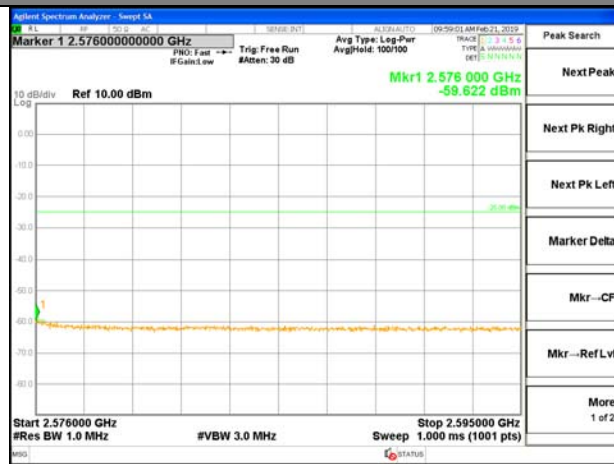
2571-2575MHz



2575-2576MHz



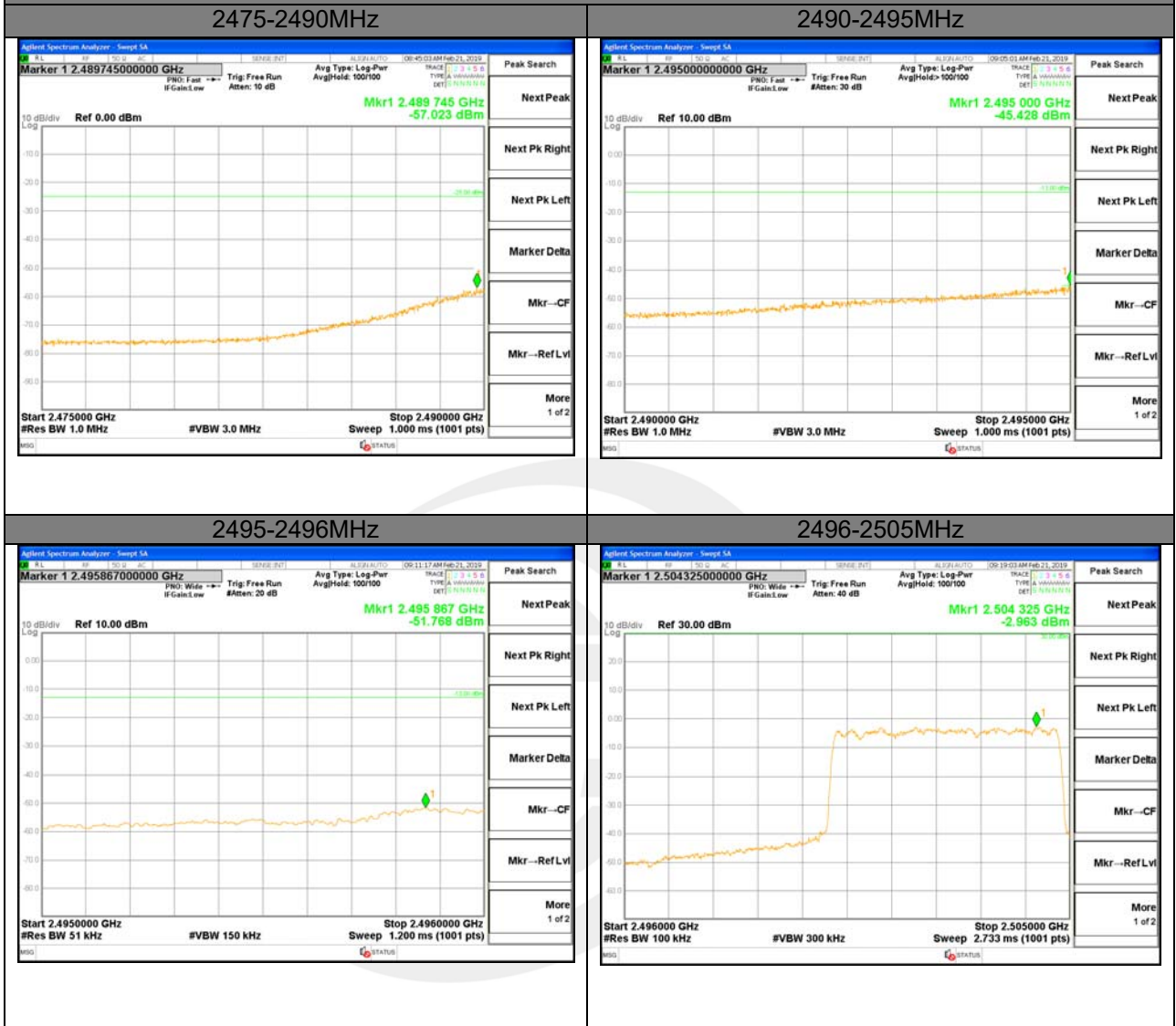
2576-2595MHz





LTE band 7

LTE band 7 / 5MHz /QPSK Lowest Band Edge / Full RB





LTE band 7

LTE band 7 / 5MHz /QPSK Highest Band Edge / Full RB

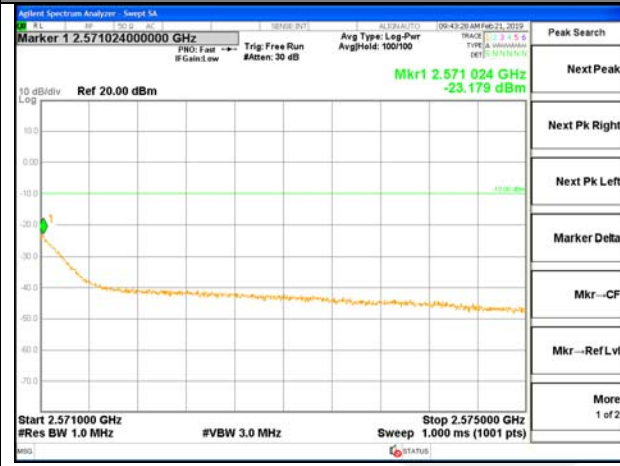
2565-2570MHz



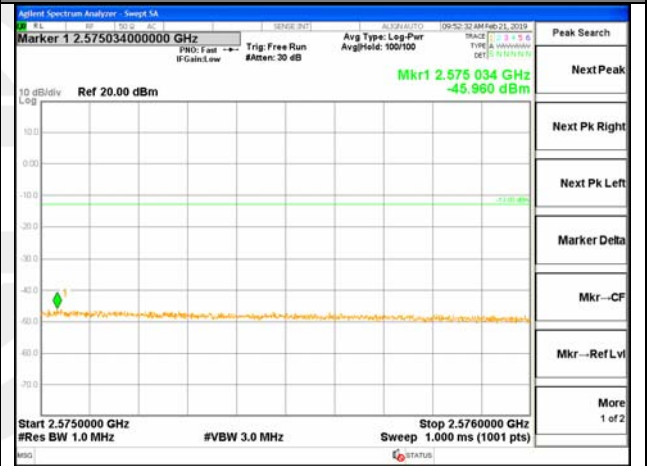
2570-2571MHz



2571-2575MHz



2575-2576MHz



2576-2595MHz

