

## FCC Test Report (15.407) - Annex

**Report No.:** RF141219C21-1

**FCC ID:** TE7C5V2

**Test Model:** Archer C5

**Received Date:** Dec. 19, 2014

**Test Date:** Jan. 05 ~ Mar. 10, 2015

**Issued Date:** Jun. 17, 2016

**Applicant:** TP-LINK TECHNOLOGIES CO., LTD.

**Address:** Building 24 (floors 1,3,4,5) and 28 (floors1-4) Central Science and Technology Park, Shennan Rd, Nanshan, Shenzhen, China

**Issued By:** Bureau Veritas Consumer Products Services (H.K.) Ltd., Taoyuan Branch

**Lab Address:** No. 47-2, 14th Ling, Chia Pau Vil., Lin Kou Dist., New Taipei City, Taiwan

**Test Location:** No.19, Hwa Ya 2nd Rd., Wen Hwa Vil., Kwei Shan Dist., Taoyuan City 33383, TAIWAN (R.O.C.)



This report is for your exclusive use. Any copying or replication of this report to or for any other person or entity, or use of our name or trademark, is permitted only with our prior written permission. This report sets forth our findings solely with respect to the test samples identified herein. The results set forth in this report are not indicative or representative of the quality or characteristics of the lot from which a test sample was taken or any similar or identical product unless specifically and expressly noted. Our report includes all of the tests requested by you and the results thereof based upon the information that you provided to us. You have 60 days from date of issuance of this report to notify us of any material error or omission caused by our negligence, provided, however, that such notice shall be in writing and shall specifically address the issue you wish to raise. A failure to raise such issue within the prescribed time shall constitute your unqualified acceptance of the completeness of this report, the tests conducted and the correctness of the report contents. Unless specific mention, the uncertainty of measurement has been explicitly taken into account to declare the compliance or non-compliance to the specification. The report must not be used by the client to claim product certification, approval, or endorsement by TAF or any government agencies.

## 1 Certificate of Conformity

**Product:** AC1200 Wireless Dual Band Gigabit Router  
**Brand:** TP-LINK  
**Test Model:** Archer C5  
**Sample Status:** Prototype  
**Applicant:** TP-LINK TECHNOLOGIES CO., LTD.  
**Manufacturer:** TP-LINK TECHNOLOGIES CO., LTD.  
**Test Date:** Jan. 05 ~ Mar. 10, 2015  
**Standard:** 47 CFR FCC Part 15, Subpart E (Section 15.407)  
ANSI C63.10:2009  
(Test Item: 26dB Bandwidth, Occupied Bandwidth)

The above equipment has been tested by **Bureau Veritas Consumer Products Services (H.K.) Ltd., Taoyuan Branch**, and found compliance with the requirement of the above standards. The test record, data evaluation & Equipment Under Test (EUT) configurations represented herein are true and accurate accounts of the measurements of the sample's EMC characteristics under the conditions specified in this report.

**Prepared by :**                     *Suntee Liu*                     , **Date:**                     Jun. 17, 2016                      
Suntee Liu / Specialist

**Approved by :**                     *Ken Liu*                     , **Date:**                     Jun. 17, 2016                      
Ken Liu / Senior Manager

## 2 Test Types and Results

### 2.1 Bandwidth Measurement

#### 2.1.1 Test Result

26dB Bandwidth:

##### 802.11a

Channel	Frequency (MHz)	26dBc Bandwidth (MHz)		Pass / Fail
		Chain 0	Chain 1	
36	5180	20.60	20.62	Pass
40	5200	20.50	20.48	Pass
48	5240	20.81	20.40	Pass

##### 802.11n (HT20)

Channel	Frequency (MHz)	26dBc Bandwidth (MHz)		Pass / Fail
		Chain 0	Chain 1	
36	5180	20.91	20.66	Pass
40	5200	20.79	20.67	Pass
48	5240	20.82	20.73	Pass

##### 802.11n (HT40)

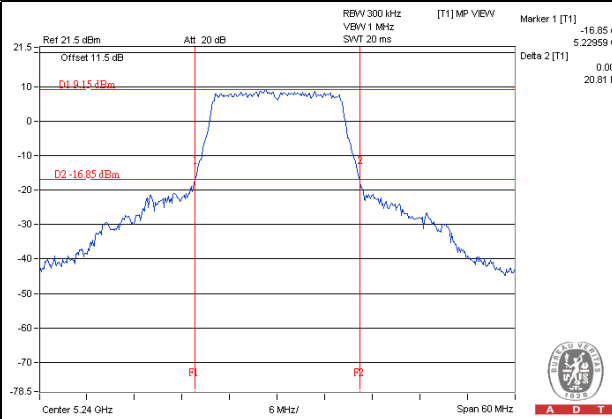
Channel	Frequency (MHz)	26dBc Bandwidth (MHz)		Pass / Fail
		Chain 0	Chain 1	
38	5190	41.30	40.79	Pass
46	5230	56.23	46.32	Pass

##### 802.11ac (VHT80)

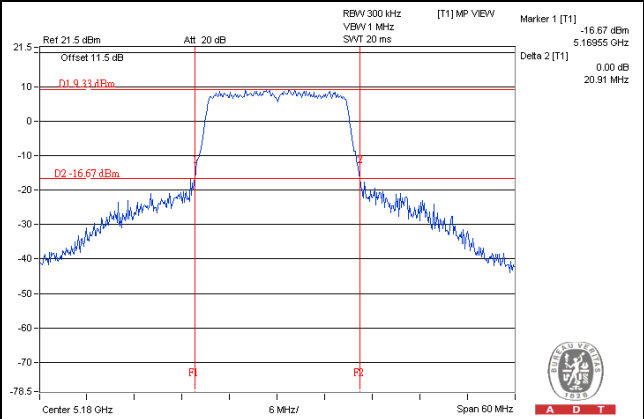
Channel	Frequency (MHz)	26dBc Bandwidth (MHz)		Pass / Fail
		Chain 0	Chain 1	
42	5210	83.24	82.87	Pass

### Spectrum Plot of Worst Value

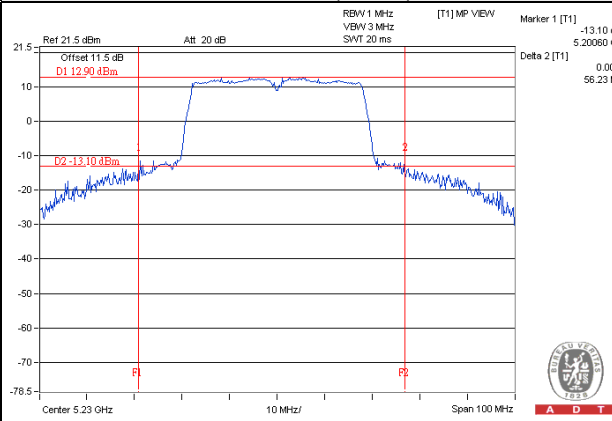
#### 802.11a



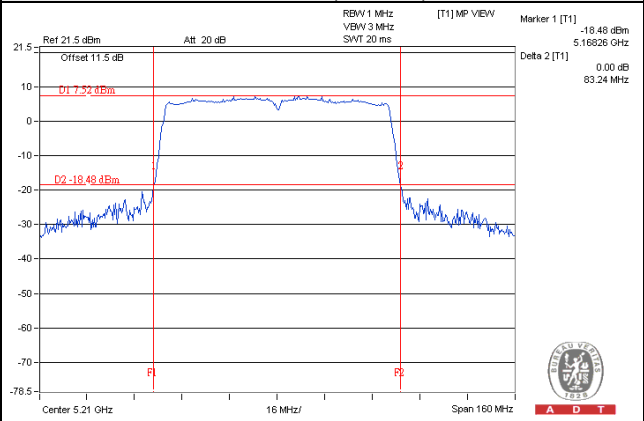
#### 802.11n (HT20)



#### 802.11n (HT40)



#### 802.11ac (VHT80)



Occupied Bandwidth:

802.11a

Channel	Frequency (MHz)	Occupied Bandwidth (MHz)	
		Chain 0	Chain 1
36	5180	17.04	17.88
40	5200	16.92	17.88
48	5240	16.92	16.80

802.11n (HT20)

Channel	Frequency (MHz)	Occupied Bandwidth (MHz)	
		Chain 0	Chain 1
36	5180	18.00	17.88
40	5200	17.88	17.88
48	5240	18.00	17.88

802.11n (HT40)

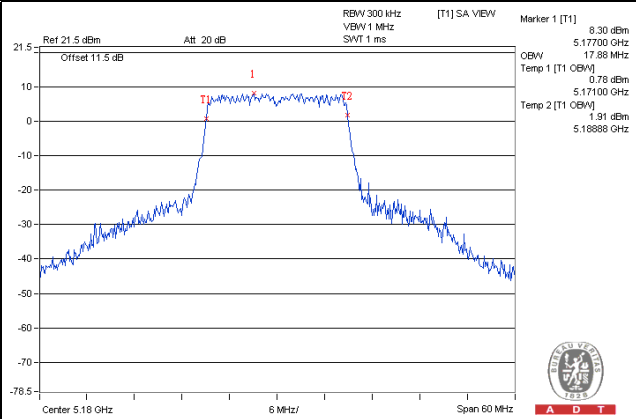
Channel	Frequency (MHz)	Occupied Bandwidth (MHz)	
		Chain 0	Chain 1
38	5190	36.60	36.60
46	5230	36.72	36.84

802.11ac (VHT80)

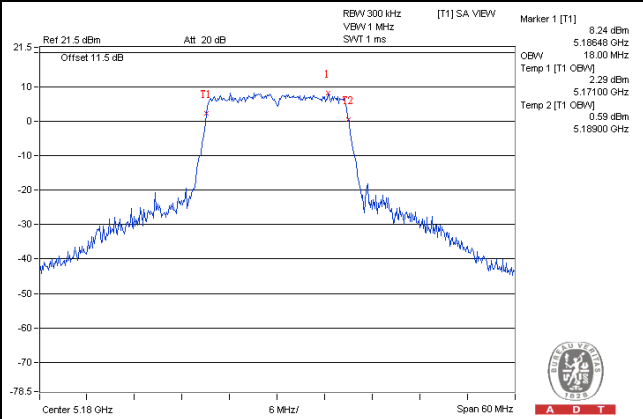
Channel	Frequency (MHz)	Occupied Bandwidth (MHz)	
		Chain 0	Chain 1
42	5210	75.84	75.84

### Spectrum Plot of Worst Value

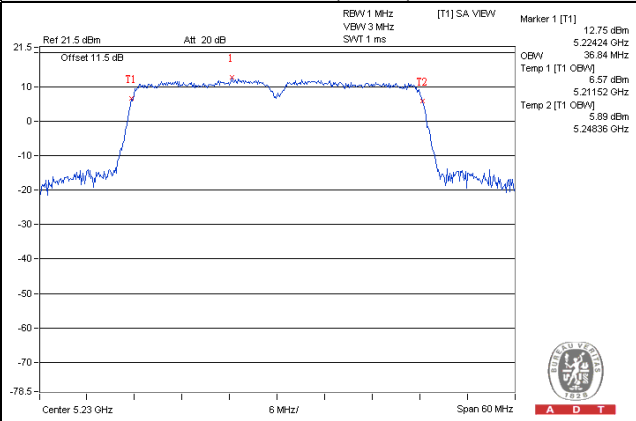
#### 802.11a



#### 802.11n (HT20)



#### 802.11n (HT40)



#### 802.11ac (VHT80)

