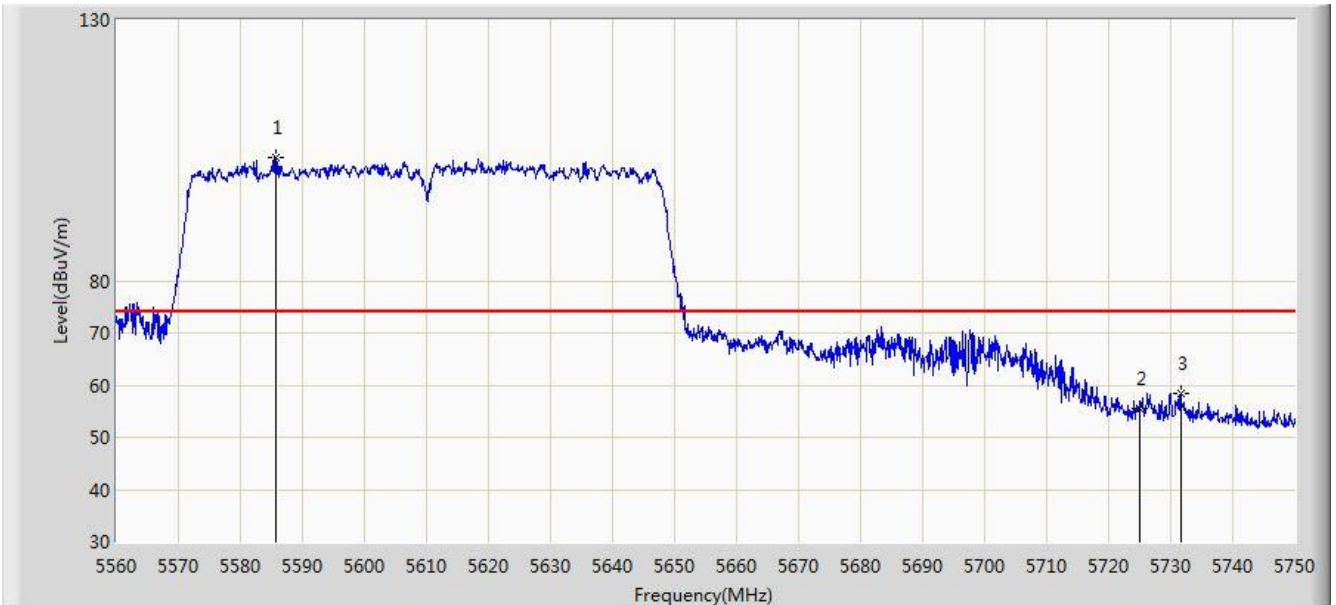


Site: AC2	Time: 2018/08/10 - 17:11
Limit: FCC_Part15.209_RE(3m)	Engineer: Dandy Li
Probe: BBHA9120D_1-18GHz	Polarity: Horizontal
EUT: AX6000 MU-MIMO Wi-Fi Router	Power: AC 120V/60Hz
Test Mode: Transmit by 802.11ac-VHT80 at Channel 5610MHz (CDD Mode)	

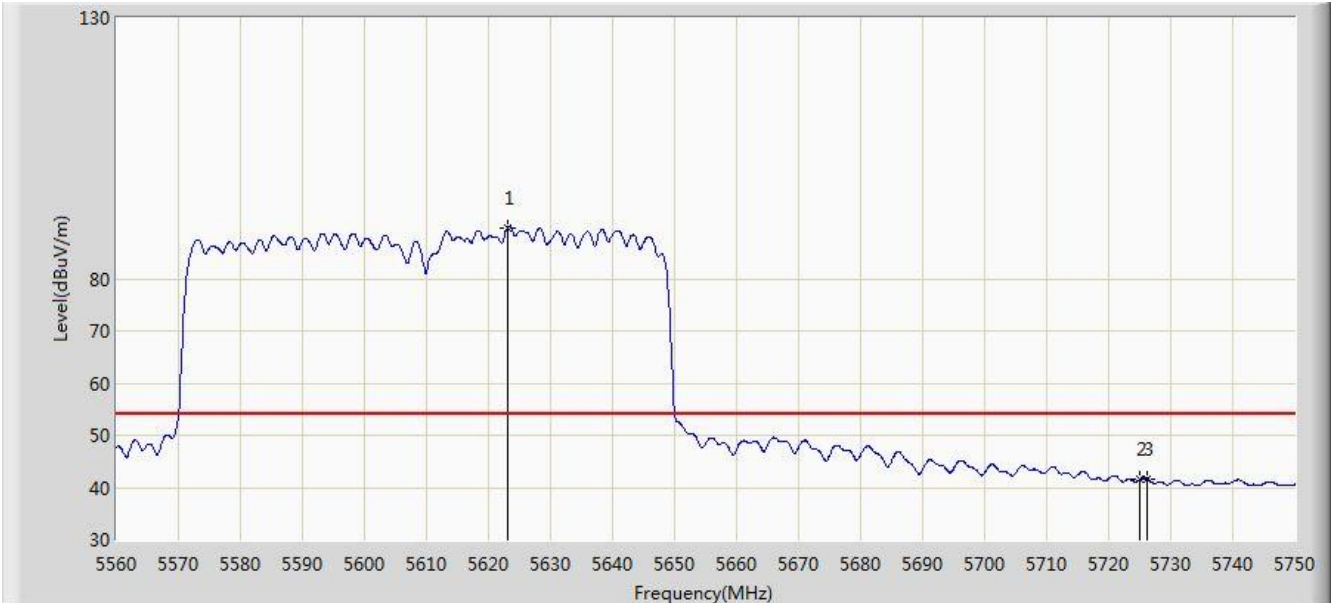


No	Flag	Mark	Frequency (MHz)	Measure Level (dBuV/m)	Reading Level (dBuV)	Over Limit (dB)	Limit (dBuV/m)	Factor (dB)	Type
1			5585.650	103.532	96.805	N/A	N/A	6.727	PK
2			5725.000	55.638	48.473	-18.362	74.000	7.165	PK
3			5731.665	58.449	51.218	-15.551	74.000	7.232	PK

Note: Measure Level (dB $\mu$ V/m) = Reading Level (dB $\mu$ V) + Factor (dB)

Factor (dB) = Cable Loss (dB) + Antenna Factor (dB/m) - Pre\_Amplifier Gain (dB)

Site: AC2	Time: 2018/08/10 - 17:13
Limit: FCC_Part15.209_RE(3m)	Engineer: Dandy Li
Probe: BBHA9120D_1-18GHz	Polarity: Horizontal
EUT: AX6000 MU-MIMO Wi-Fi Router	Power: AC 120V/60Hz
Test Mode: Transmit by 802.11ac-VHT80 at Channel 5610MHz (CDD Mode)	

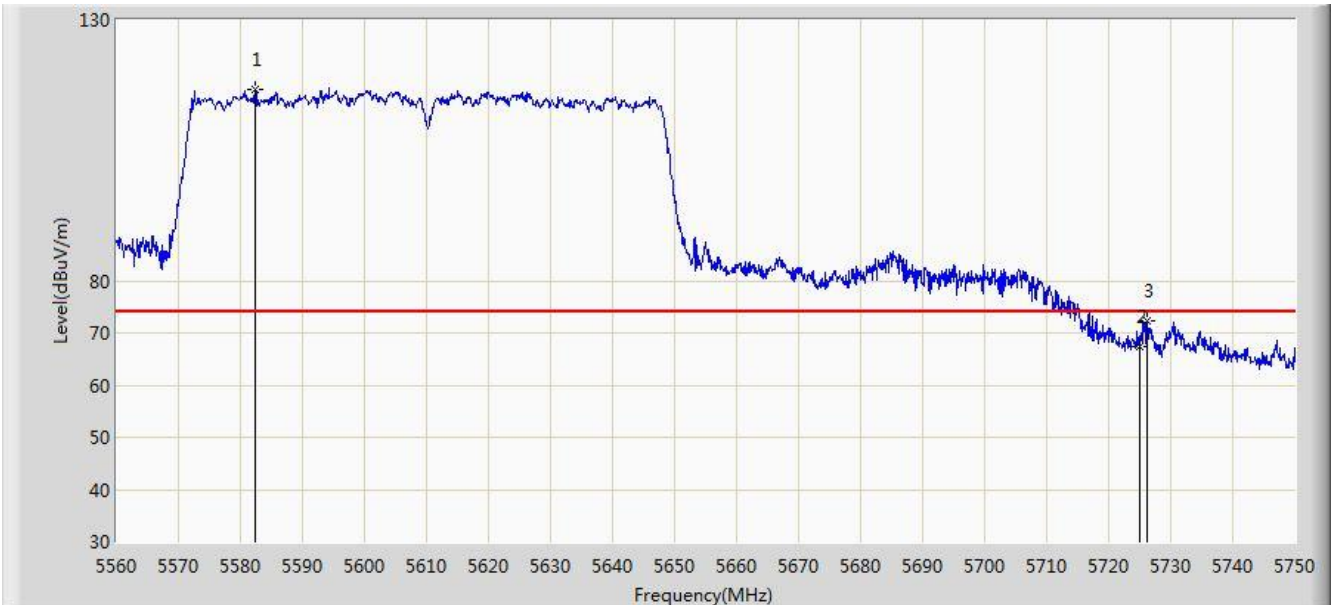


No	Flag	Mark	Frequency (MHz)	Measure Level (dBuV/m)	Reading Level (dBuV)	Over Limit (dB)	Limit (dBuV/m)	Factor (dB)	Type
1			5622.985	89.803	83.020	N/A	N/A	6.783	AV
2			5725.000	41.509	34.344	-12.491	54.000	7.165	AV
3			5726.250	41.727	34.549	-12.273	54.000	7.178	AV

Note: Measure Level (dB $\mu$ V/m) = Reading Level (dB $\mu$ V) + Factor (dB)

Factor (dB) = Cable Loss (dB) + Antenna Factor (dB/m) - Pre\_Amplifier Gain (dB)

Site: AC2	Time: 2018/08/10 - 17:09
Limit: FCC_Part15.209_RE(3m)	Engineer: Dandy Li
Probe: BBHA9120D_1-18GHz	Polarity: Vertical
EUT: AX6000 MU-MIMO Wi-Fi Router	Power: AC 120V/60Hz
Test Mode: Transmit by 802.11ac-VHT80 at Channel 5610MHz (CDD Mode)	

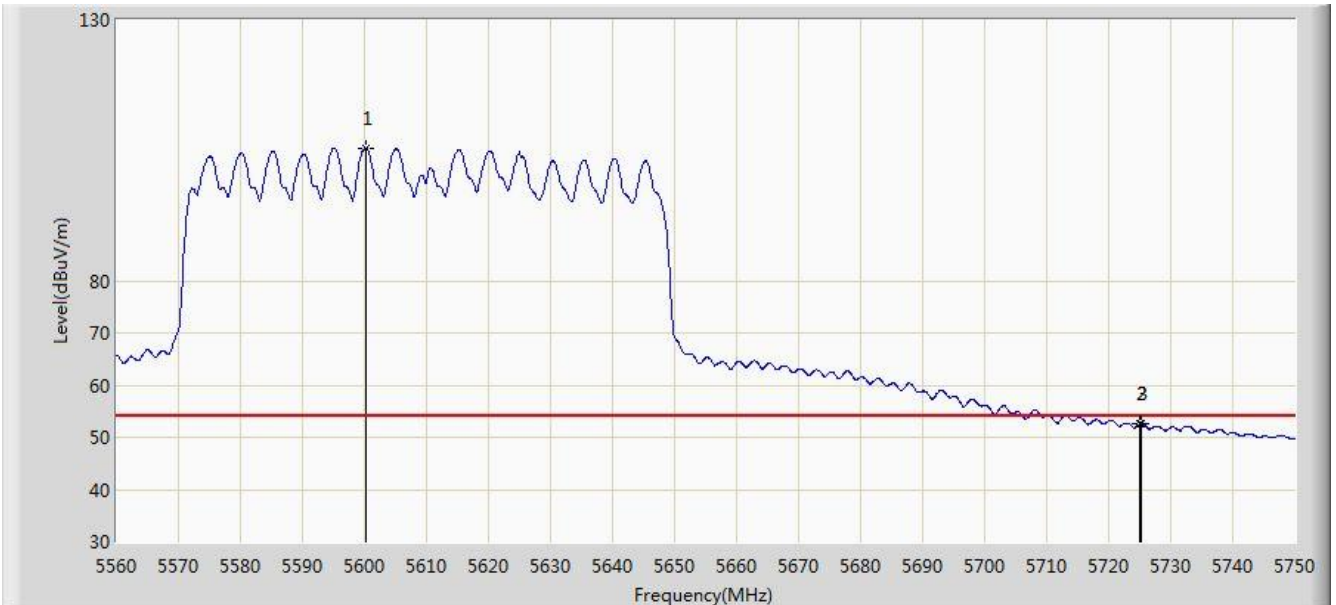


No	Flag	Mark	Frequency (MHz)	Measure Level (dBuV/m)	Reading Level (dBuV)	Over Limit (dB)	Limit (dBuV/m)	Factor (dB)	Type
1			5582.420	116.561	109.814	N/A	N/A	6.747	PK
2			5725.000	67.367	60.202	-6.633	74.000	7.165	PK
3			5726.155	72.417	65.240	-1.583	74.000	7.177	PK

Note: Measure Level (dB $\mu$ V/m) = Reading Level (dB $\mu$ V) + Factor (dB)

Factor (dB) = Cable Loss (dB) + Antenna Factor (dB/m) - Pre\_Amplifier Gain (dB)

Site: AC2	Time: 2018/08/10 - 17:06
Limit: FCC_Part15.209_RE(3m)	Engineer: Dandy Li
Probe: BBHA9120D_1-18GHz	Polarity: Vertical
EUT: AX6000 MU-MIMO Wi-Fi Router	Power: AC 120V/60Hz
Test Mode: Transmit by 802.11ac-VHT80 at Channel 5610MHz (CDD Mode)	

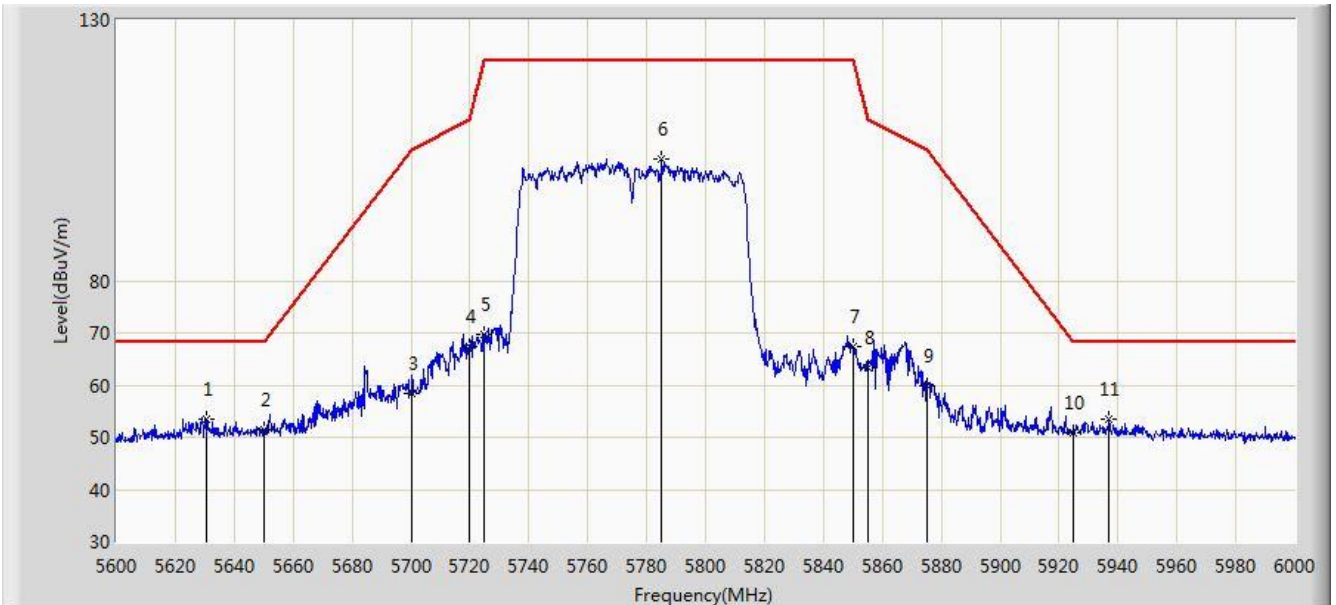


No	Flag	Mark	Frequency (MHz)	Measure Level (dBuV/m)	Reading Level (dBuV)	Over Limit (dB)	Limit (dBuV/m)	Factor (dB)	Type
1			5600.185	105.365	98.690	N/A	N/A	6.675	AV
2			5725.000	52.586	45.421	-1.414	54.000	7.165	AV
3			5725.300	52.688	45.519	-1.312	54.000	7.168	AV

Note: Measure Level (dB $\mu$ V/m) = Reading Level (dB $\mu$ V) + Factor (dB)

Factor (dB) = Cable Loss (dB) + Antenna Factor (dB/m) - Pre\_Amplifier Gain (dB)

Site: AC2	Time: 2018/08/10 - 17:22
Limit: FCC_Part15.407_RE(3m)_Bandedge	Engineer: Dandy Li
Probe: BBHA9120D_1-18GHz	Polarity: Horizontal
EUT: AX6000 MU-MIMO Wi-Fi Router	Power: AC 120V/60Hz
Test Mode: Transmit by 802.11ac-VHT80 at Channel 5775MHz (CDD Mode)	

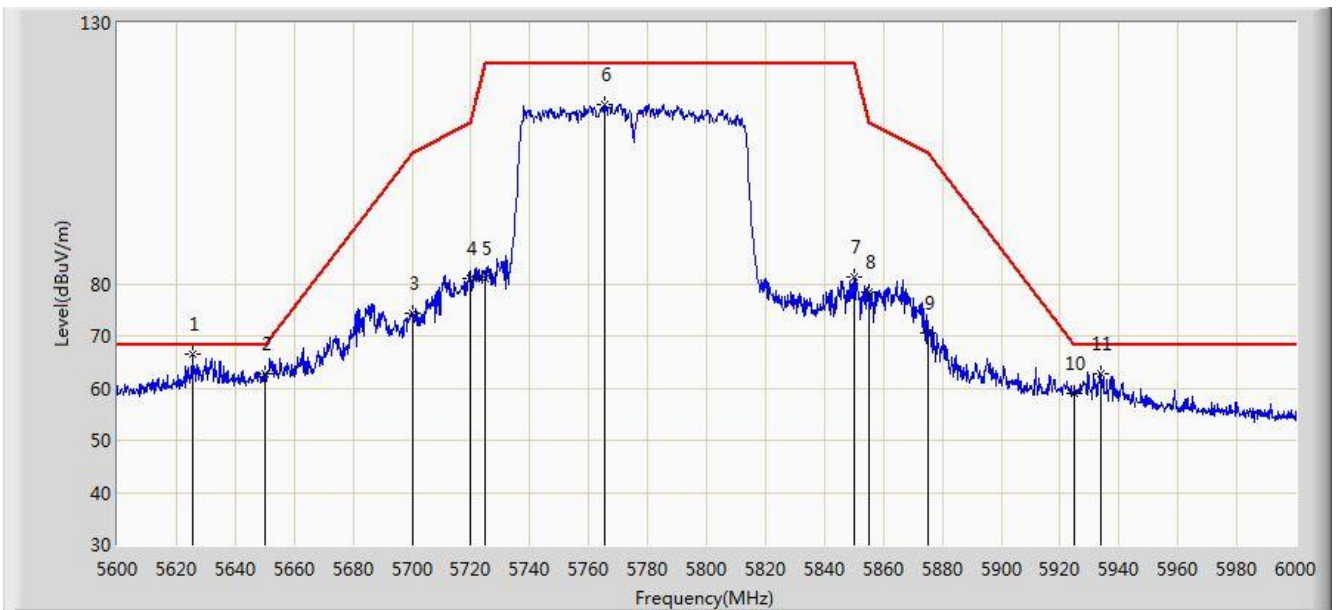


No	Flag	Mark	Frequency (MHz)	Measure Level (dBuV/m)	Reading Level (dBuV)	Over Limit (dB)	Limit (dBuV/m)	Factor (dB)	Type
1			5630.800	53.500	46.653	-14.700	68.200	6.848	PK
2			5650.000	51.343	44.360	-16.857	68.200	6.983	PK
3			5700.000	58.361	51.383	-46.839	105.200	6.978	PK
4			5720.000	67.373	60.259	-43.427	110.800	7.114	PK
5			5725.000	69.725	62.560	-52.475	122.200	7.165	PK
6			5785.200	103.430	96.001	N/A	N/A	7.428	PK
7			5850.000	67.307	59.408	-54.893	122.200	7.899	PK
8			5855.000	63.442	55.536	-47.358	110.800	7.905	PK
9			5875.000	59.737	51.829	-45.463	105.200	7.909	PK
10			5925.000	51.003	42.970	-17.197	68.200	8.033	PK
11			5937.000	53.334	45.257	-14.866	68.200	8.077	PK

Note: Measure Level (dBμV/m) = Reading Level (dBμV) + Factor (dB)

Factor (dB) = Cable Loss (dB) + Antenna Factor (dB/m) - Pre\_Amplifier Gain (dB)

Site: AC2	Time: 2018/08/10 - 17:19
Limit: FCC_Part15.407_RE(3m)_Bandedge	Engineer: Dandy Li
Probe: BBHA9120D_1-18GHz	Polarity: Vertical
EUT: AX6000 MU-MIMO Wi-Fi Router	Power: AC 120V/60Hz
Test Mode: Transmit by 802.11ac-VHT80 at Channel 5775MHz (CDD Mode)	

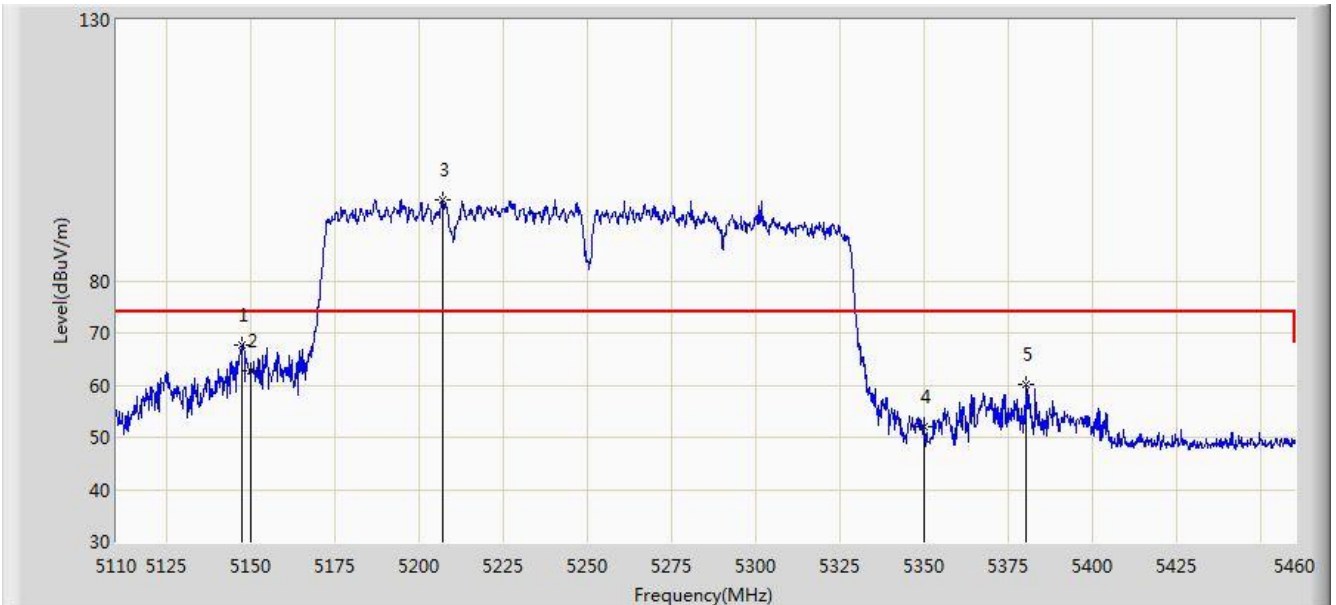


No	Flag	Mark	Frequency (MHz)	Measure Level (dBuV/m)	Reading Level (dBuV)	Over Limit (dB)	Limit (dBuV/m)	Factor (dB)	Type
1			5625.400	66.394	59.592	-1.806	68.200	6.802	PK
2			5650.000	62.664	55.681	-5.536	68.200	6.983	PK
3			5700.000	74.231	67.253	-30.969	105.200	6.978	PK
4			5720.000	81.018	73.904	-29.782	110.800	7.114	PK
5			5725.000	80.909	73.744	-41.291	122.200	7.165	PK
6			5765.200	114.338	106.892	N/A	N/A	7.446	PK
7			5850.000	81.186	73.287	-41.014	122.200	7.899	PK
8			5855.000	78.444	70.538	-32.356	110.800	7.905	PK
9			5875.000	70.586	62.678	-34.614	105.200	7.909	PK
10			5925.000	58.947	50.914	-9.253	68.200	8.033	PK
11			5933.800	62.859	54.786	-5.341	68.200	8.072	PK

Note: Measure Level (dBuV/m) = Reading Level (dBuV) + Factor (dB)

Factor (dB) = Cable Loss (dB) + Antenna Factor (dB/m) - Pre\_Amplifier Gain (dB)

Site: AC2	Time: 2018/08/10 - 17:53
Limit: FCC_Part15.209_RE(3m)	Engineer: Dandy Li
Probe: BBHA9120D_1-18GHz	Polarity: Horizontal
EUT: AX6000 MU-MIMO Wi-Fi Router	Power: AC 120V/60Hz
Test Mode: Transmit by 802.11ac-VHT160 at Channel 5250MHz (CDD Mode)	

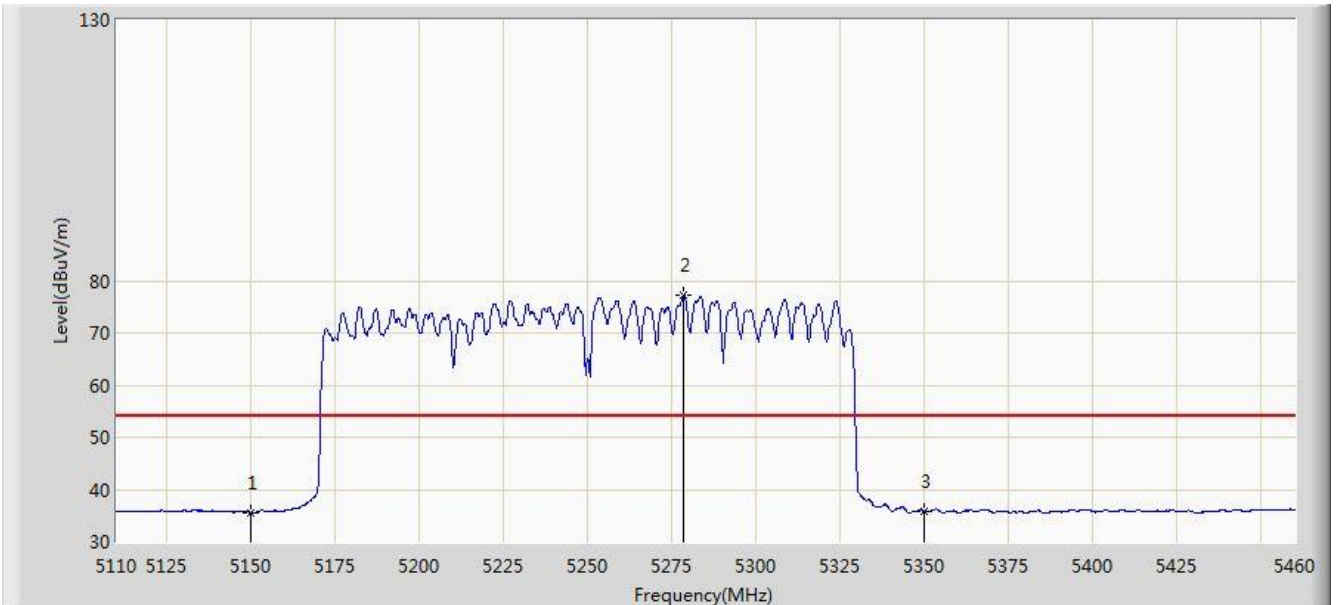


No	Flag	Mark	Frequency (MHz)	Measure Level (dBuV/m)	Reading Level (dBuV)	Over Limit (dB)	Limit (dBuV/m)	Factor (dB)	Type
1			5147.450	67.754	61.637	-6.246	74.000	6.117	PK
2			5150.000	62.689	56.566	-11.311	74.000	6.123	PK
3			5206.775	95.575	89.697	N/A	N/A	5.878	PK
4			5350.000	51.953	45.970	-22.047	74.000	5.983	PK
5			5380.375	60.194	54.067	-13.806	74.000	6.127	PK

Note: Measure Level (dBμV/m) = Reading Level (dBμV) + Factor (dB)

Factor (dB) = Cable Loss (dB) + Antenna Factor (dB/m) - Pre\_Amplifier Gain (dB)

Site: AC2	Time: 2018/08/10 - 17:55
Limit: FCC_Part15.209_RE(3m)	Engineer: Dandy Li
Probe: BBHA9120D_1-18GHz	Polarity: Horizontal
EUT: AX6000 MU-MIMO Wi-Fi Router	Power: AC 120V/60Hz
Test Mode: Transmit by 802.11ac-VHT160 at Channel 5250MHz (CDD Mode)	



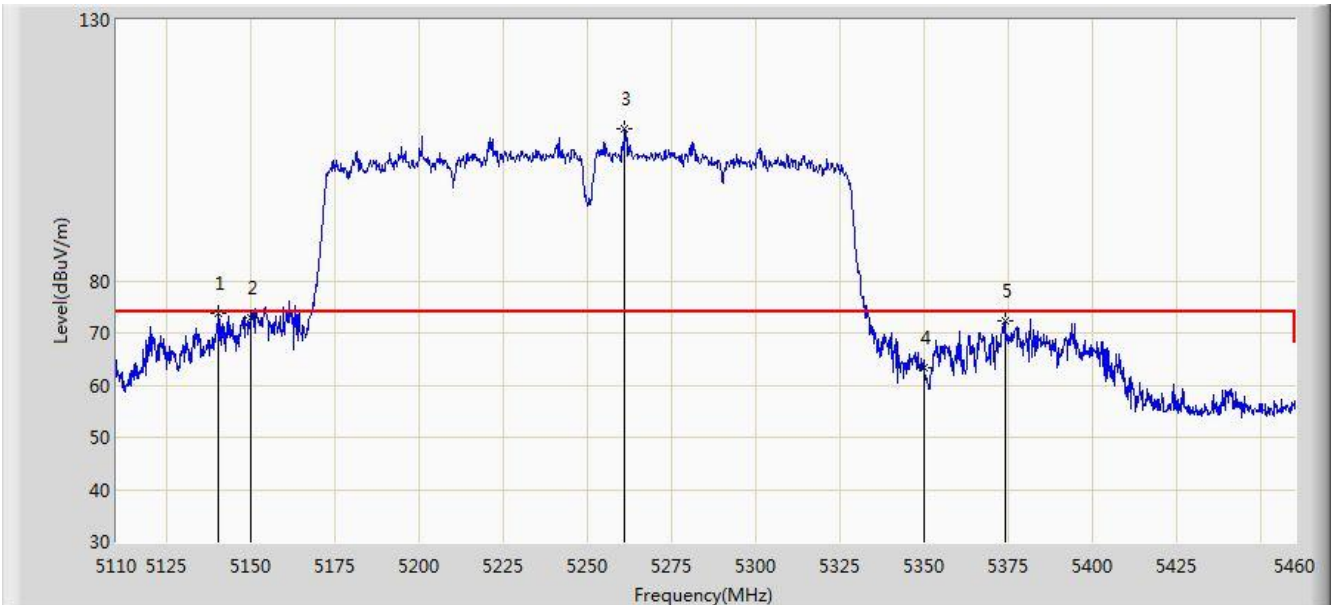
No	Flag	Mark	Frequency (MHz)	Measure Level (dBuV/m)	Reading Level (dBuV)	Over Limit (dB)	Limit (dBuV/m)	Factor (dB)	Type
1			5150.000	35.573	29.450	-18.427	54.000	6.123	AV
2			5278.525	77.386	71.576	N/A	N/A	5.810	AV
3			5350.000	35.726	29.743	-18.274	54.000	5.983	AV

Note: Measure Level (dB $\mu$ V/m) = Reading Level (dB $\mu$ V) + Factor (dB)

Factor (dB) = Cable Loss (dB) + Antenna Factor (dB/m) - Pre\_Amplifier Gain (dB)



Site: AC2	Time: 2018/08/10 - 17:46
Limit: FCC_Part15.209_RE(3m)	Engineer: Dandy Li
Probe: BBHA9120D_1-18GHz	Polarity: Vertical
EUT: AX6000 MU-MIMO Wi-Fi Router	Power: AC 120V/60Hz
Test Mode: Transmit by 802.11ac-VHT160 at Channel 5250MHz (CDD Mode)	

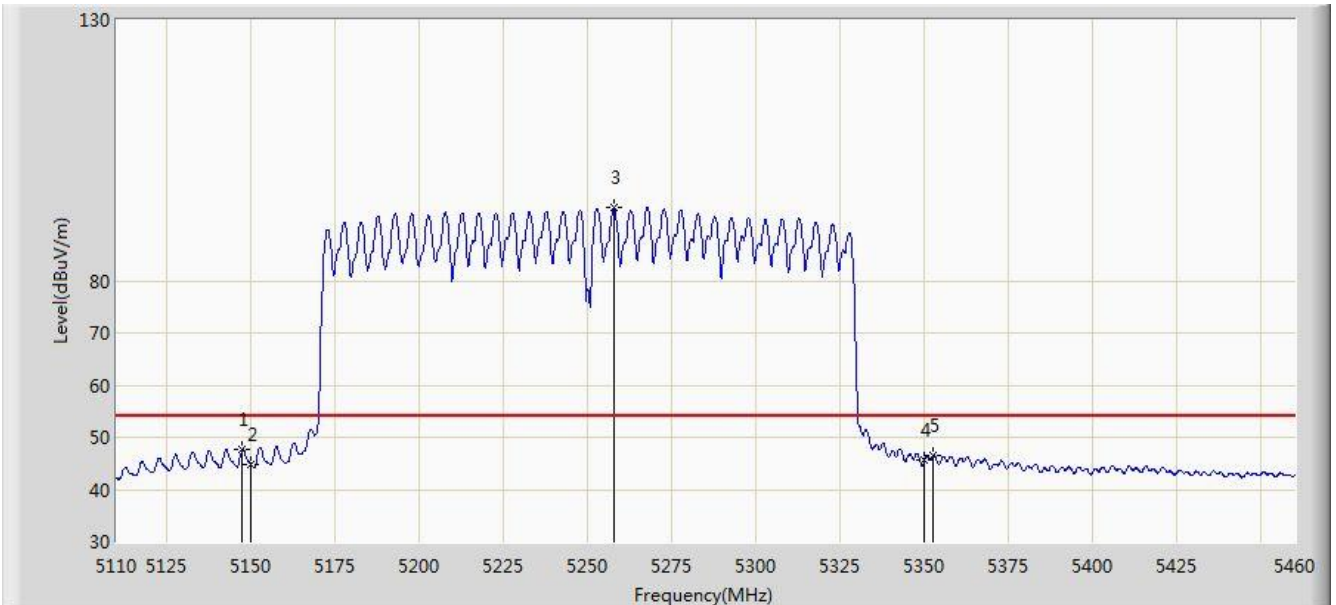


No	Flag	Mark	Frequency (MHz)	Measure Level (dBuV/m)	Reading Level (dBuV)	Over Limit (dB)	Limit (dBuV/m)	Factor (dB)	Type
1			5140.450	73.748	67.651	-0.252	74.000	6.097	PK
2			5150.000	72.878	66.755	-1.122	74.000	6.123	PK
3			5261.025	109.129	103.304	N/A	N/A	5.825	PK
4			5350.000	63.377	57.394	-10.623	74.000	5.983	PK
5			5374.075	72.254	66.150	-1.746	74.000	6.105	PK

Note: Measure Level (dB $\mu$ V/m) = Reading Level (dB $\mu$ V) + Factor (dB)

Factor (dB) = Cable Loss (dB) + Antenna Factor (dB/m) - Pre\_Amplifier Gain (dB)

Site: AC2	Time: 2018/08/10 - 17:51
Limit: FCC_Part15.209_RE(3m)	Engineer: Dandy Li
Probe: BBHA9120D_1-18GHz	Polarity: Vertical
EUT: AX6000 MU-MIMO Wi-Fi Router	Power: AC 120V/60Hz
Test Mode: Transmit by 802.11ac-VHT160 at Channel 5250MHz (CDD Mode)	

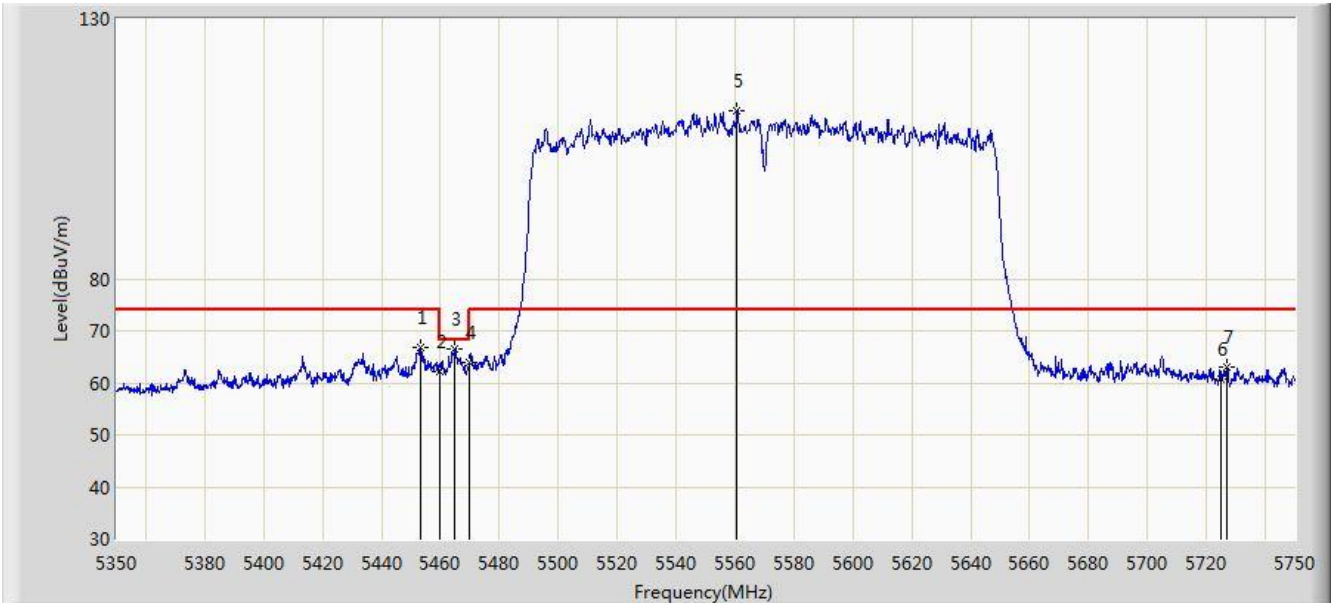


No	Flag	Mark	Frequency (MHz)	Measure Level (dBuV/m)	Reading Level (dBuV)	Over Limit (dB)	Limit (dBuV/m)	Factor (dB)	Type
1			5147.450	47.642	41.525	-6.358	54.000	6.117	AV
2			5150.000	44.720	38.597	-9.280	54.000	6.123	AV
3			5257.875	93.946	88.132	N/A	N/A	5.815	AV
4			5350.000	45.594	39.611	-8.406	54.000	5.983	AV
5			5352.725	46.559	40.553	-7.441	54.000	6.007	AV

Note: Measure Level (dB $\mu$ V/m) = Reading Level (dB $\mu$ V) + Factor (dB)

Factor (dB) = Cable Loss (dB) + Antenna Factor (dB/m) - Pre\_Amplifier Gain (dB)

Site: AC2	Time: 2018/08/24 - 18:52
Limit: FCC_Part15.209_RE(3m)	Engineer: Dandy Li
Probe: BBHA9120D_1-18GHz	Polarity: Vertical
EUT: AX6000 MU-MIMO Wi-Fi Router	Power: AC 120V/60Hz
Test Mode: Transmit by 802.11ac-VHT160 at Channel 5570MHz (CDD Mode)	

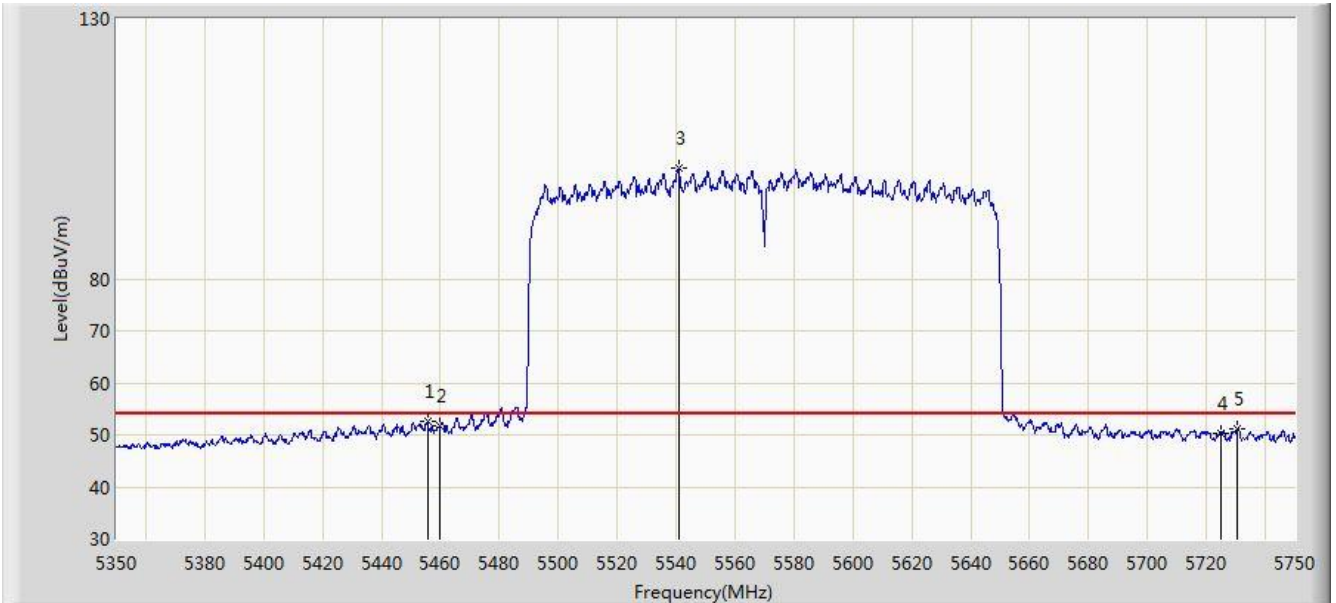


No	Flag	Mark	Frequency (MHz)	Measure Level (dBuV/m)	Reading Level (dBuV)	Over Limit (dB)	Limit (dBuV/m)	Factor (dB)	Type
1			5453.200	66.687	60.240	-7.313	74.000	6.447	PK
2			5460.000	62.041	55.588	-11.959	74.000	6.452	PK
3			5464.800	66.548	60.096	-1.652	68.200	6.451	PK
4			5470.000	64.039	57.589	-4.161	68.200	6.451	PK
5		*	5560.600	112.201	105.418	N/A	N/A	6.783	PK
6			5725.000	60.723	53.558	-13.277	74.000	7.165	PK
7			5727.000	63.040	55.855	-10.960	74.000	7.186	PK

Note: Measure Level (dBμV/m) = Reading Level (dBμV) + Factor (dB)

Factor (dB) = Cable Loss (dB) + Antenna Factor (dB/m) - Pre\_Amplifier Gain (dB)

Site: AC2	Time: 2018/08/24 - 18:55
Limit: FCC_Part15.209_RE(3m)	Engineer: Dandy Li
Probe: BBHA9120D_1-18GHz	Polarity: Vertical
EUT: AX6000 MU-MIMO Wi-Fi Router	Power: AC 120V/60Hz
Test Mode: Transmit by 802.11ac-VHT160 at Channel 5570MHz (CDD Mode)	

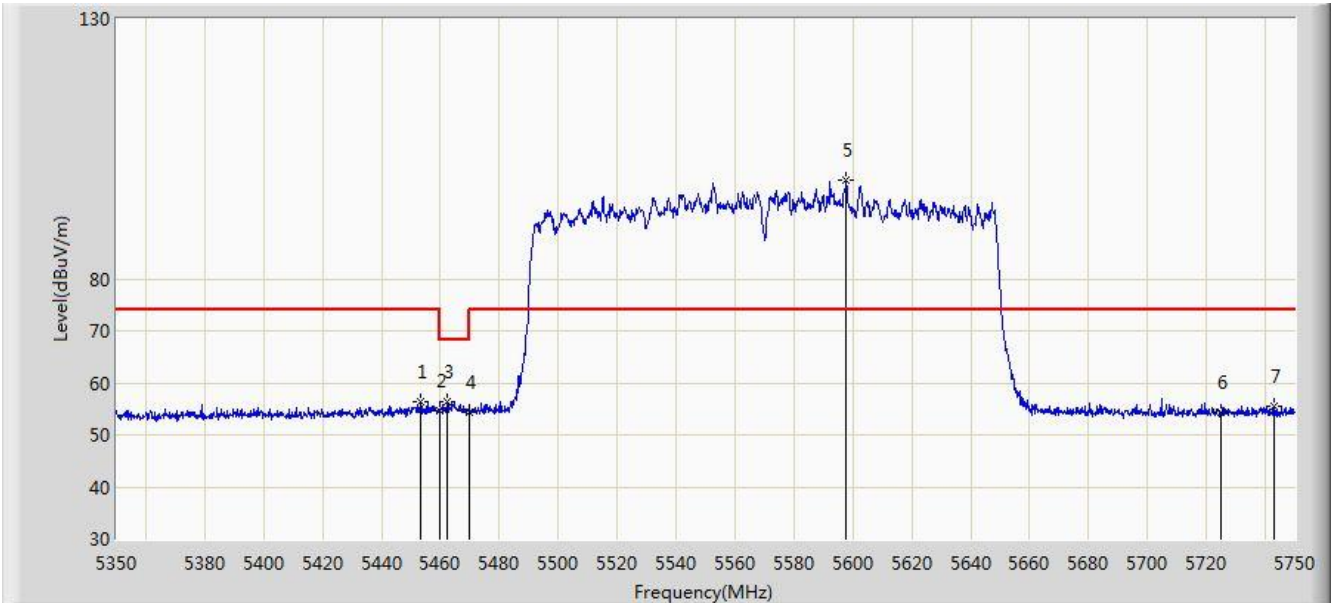


No	Flag	Mark	Frequency (MHz)	Measure Level (dBuV/m)	Reading Level (dBuV)	Over Limit (dB)	Limit (dBuV/m)	Factor (dB)	Type
1			5455.600	52.477	46.023	-1.523	54.000	6.454	AV
2			5460.000	51.782	45.329	-2.218	54.000	6.452	AV
3		*	5540.800	101.445	94.748	N/A	N/A	6.697	AV
4			5725.000	50.280	43.115	-3.720	54.000	7.165	AV
5			5730.600	51.282	44.062	-2.718	54.000	7.220	AV

Note: Measure Level (dBμV/m) = Reading Level (dBμV) + Factor (dB)

Factor (dB) = Cable Loss (dB) + Antenna Factor (dB/m) - Pre\_Amplifier Gain (dB)

Site: AC2	Time: 2018/08/24 - 18:57
Limit: FCC_Part15.209_RE(3m)	Engineer: Dandy Li
Probe: BBHA9120D_1-18GHz	Polarity: Horizontal
EUT: AX6000 MU-MIMO Wi-Fi Router	Power: AC 120V/60Hz
Test Mode: Transmit by 802.11ac-VHT160 at Channel 5570MHz (CDD Mode)	

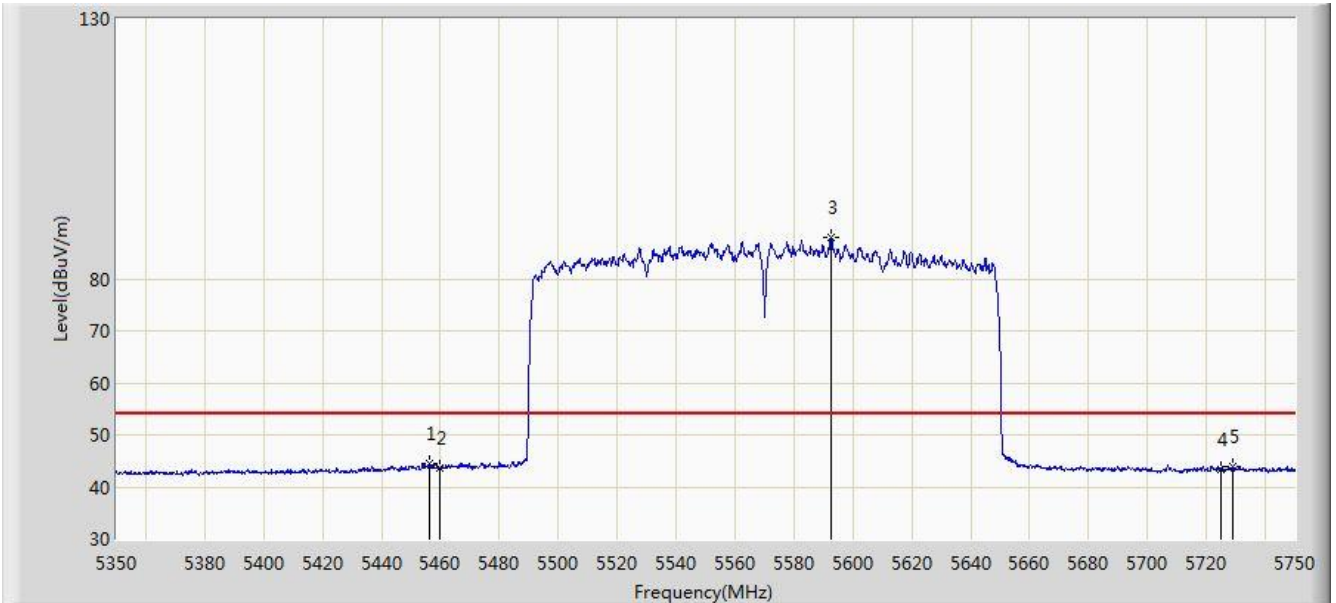


No	Flag	Mark	Frequency (MHz)	Measure Level (dBuV/m)	Reading Level (dBuV)	Over Limit (dB)	Limit (dBuV/m)	Factor (dB)	Type
1			5453.400	56.279	49.830	-17.721	74.000	6.449	PK
2			5460.000	54.618	48.165	-19.382	74.000	6.452	PK
3			5462.400	56.425	49.973	-11.775	68.200	6.451	PK
4			5470.000	54.440	47.990	-13.760	68.200	6.451	PK
5		*	5597.800	98.900	92.221	N/A	N/A	6.679	PK
6			5725.000	54.245	47.080	-19.755	74.000	7.165	PK
7			5743.000	55.501	48.162	-18.499	74.000	7.339	PK

Note: Measure Level (dBμV/m) = Reading Level (dBμV) + Factor (dB)

Factor (dB) = Cable Loss (dB) + Antenna Factor (dB/m) - Pre\_Amplifier Gain (dB)

Site: AC2	Time: 2018/08/24 - 18:58
Limit: FCC_Part15.209_RE(3m)	Engineer: Dandy Li
Probe: BBHA9120D_1-18GHz	Polarity: Horizontal
EUT: AX6000 MU-MIMO Wi-Fi Router	Power: AC 120V/60Hz
Test Mode: Transmit by 802.11ac-VHT160 at Channel 5570MHz (CDD Mode)	



No	Flag	Mark	Frequency (MHz)	Measure Level (dBuV/m)	Reading Level (dBuV)	Over Limit (dB)	Limit (dBuV/m)	Factor (dB)	Type
1			5456.200	44.578	38.125	-9.422	54.000	6.453	AV
2			5460.000	43.557	37.104	-10.443	54.000	6.452	AV
3		*	5592.600	87.988	81.295	N/A	N/A	6.693	AV
4			5725.000	43.359	36.194	-10.641	54.000	7.165	AV
5			5728.800	43.821	36.618	-10.179	54.000	7.203	AV

Note: Measure Level (dBμV/m) = Reading Level (dBμV) + Factor (dB)

Factor (dB) = Cable Loss (dB) + Antenna Factor (dB/m) - Pre\_Amplifier Gain (dB)

Site: AC2	Time: 2018/08/10 - 14:09
Limit: FCC_Part15.209_RE(3m)	Engineer: Dandy Li
Probe: BBHA9120D_1-18GHz	Polarity: Horizontal
EUT: AX6000 MU-MIMO Wi-Fi Router	Power: AC 120V/60Hz
Test Mode: Transmit by 802.11ax-HE20 at Channel 5180MHz (CDD Mode)	

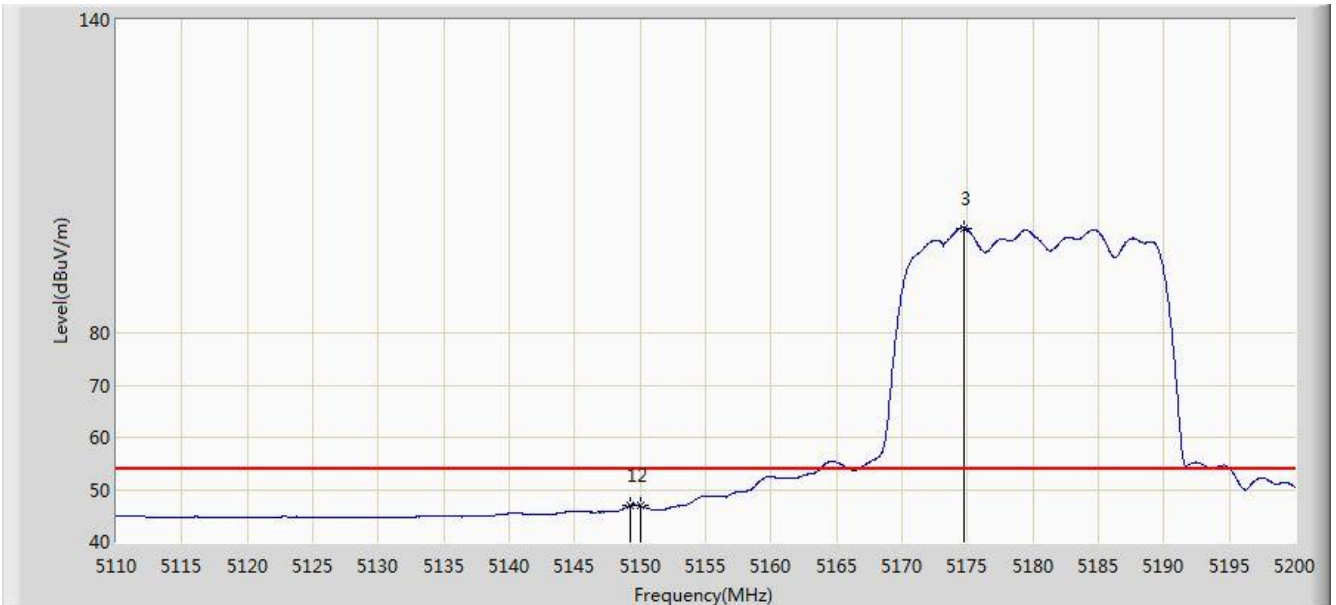


No	Flag	Mark	Frequency (MHz)	Measure Level (dBuV/m)	Reading Level (dBuV)	Over Limit (dB)	Limit (dBuV/m)	Factor (dB)	Type
1			5148.250	66.740	60.621	-7.260	74.000	6.119	PK
2			5150.000	65.608	59.485	-8.392	74.000	6.123	PK
3			5180.425	114.674	108.584	N/A	N/A	6.090	PK

Note: Measure Level (dBμV/m) = Reading Level (dBμV) + Factor (dB)

Factor (dB) = Cable Loss (dB) + Antenna Factor (dB/m) - Pre\_Amplifier Gain (dB)

Site: AC2	Time: 2018/08/10 - 14:10
Limit: FCC_Part15.209_RE(3m)	Engineer: Dandy Li
Probe: BBHA9120D_1-18GHz	Polarity: Horizontal
EUT: AX6000 MU-MIMO Wi-Fi Router	Power: AC 120V/60Hz
Test Mode: Transmit by 802.11ax-HE20 at Channel 5180MHz (CDD Mode)	



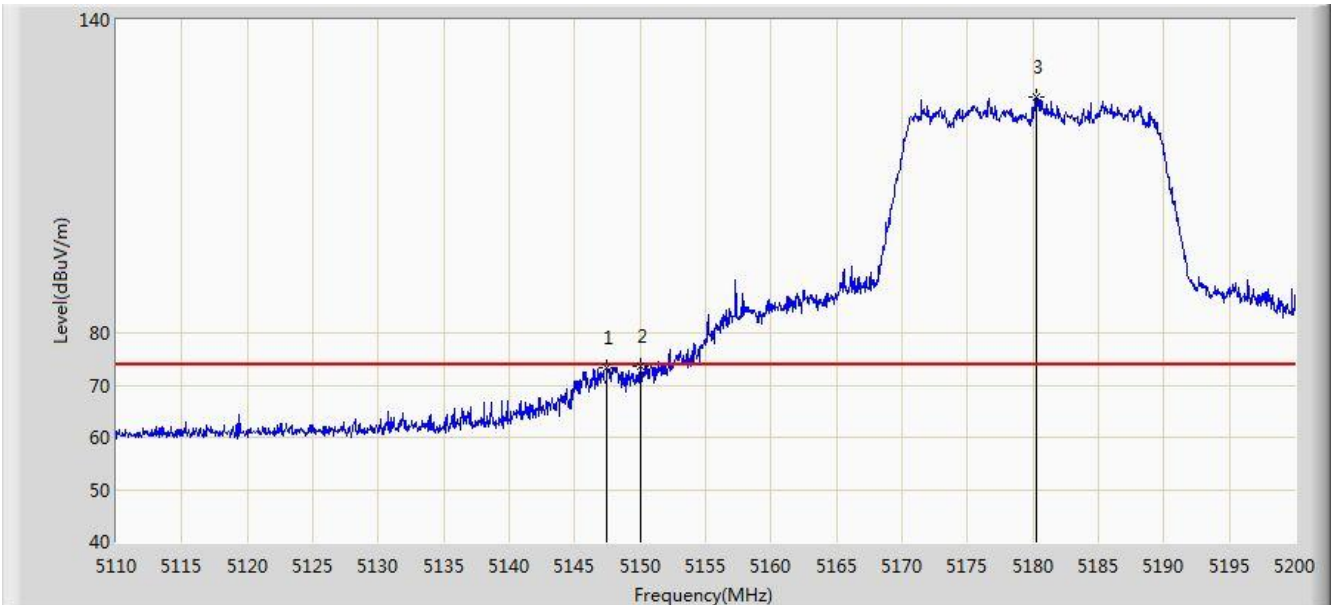
No	Flag	Mark	Frequency (MHz)	Measure Level (dBuV/m)	Reading Level (dBuV)	Over Limit (dB)	Limit (dBuV/m)	Factor (dB)	Type
1			5149.240	47.012	40.891	-6.988	54.000	6.121	AV
2			5150.000	46.875	40.752	-7.125	54.000	6.123	AV
3			5174.755	100.129	94.024	N/A	N/A	6.105	AV

Note: Measure Level (dBμV/m) = Reading Level (dBμV) + Factor (dB)

Factor (dB) = Cable Loss (dB) + Antenna Factor (dB/m) - Pre\_Amplifier Gain (dB)



Site: AC2	Time: 2018/08/10 - 14:02
Limit: FCC_Part15.209_RE(3m)	Engineer: Dandy Li
Probe: BBHA9120D_1-18GHz	Polarity: Vertical
EUT: AX6000 MU-MIMO Wi-Fi Router	Power: AC 120V/60Hz
Test Mode: Transmit by 802.11ax-HE20 at Channel 5180MHz (CDD Mode)	



No	Flag	Mark	Frequency (MHz)	Measure Level (dBuV/m)	Reading Level (dBuV)	Over Limit (dB)	Limit (dBuV/m)	Factor (dB)	Type
1			5147.440	73.428	67.311	-0.572	74.000	6.117	PK
2			5150.000	73.753	67.630	-0.247	74.000	6.123	PK
3			5180.290	125.244	119.154	N/A	N/A	6.089	PK

Note: Measure Level (dBuV/m) = Reading Level (dBuV) + Factor (dB)

Factor (dB) = Cable Loss (dB) + Antenna Factor (dB/m) - Pre\_Amplifier Gain (dB)

Site: AC2	Time: 2018/08/10 - 14:07
Limit: FCC_Part15.209_RE(3m)	Engineer: Dandy Li
Probe: BBHA9120D_1-18GHz	Polarity: Vertical
EUT: AX6000 MU-MIMO Wi-Fi Router	Power: AC 120V/60Hz
Test Mode: Transmit by 802.11ax-HE20 at Channel 5180MHz (CDD Mode)	

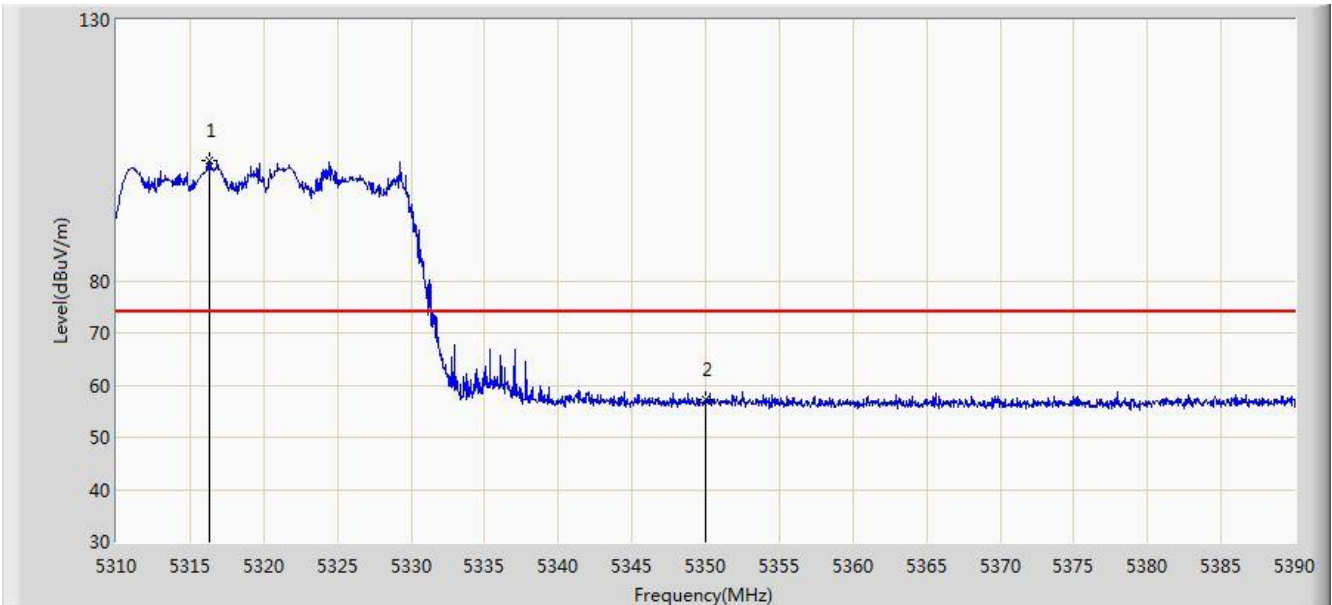


No	Flag	Mark	Frequency (MHz)	Measure Level (dBuV/m)	Reading Level (dBuV)	Over Limit (dB)	Limit (dBuV/m)	Factor (dB)	Type
1			5149.150	52.081	45.960	-1.919	54.000	6.121	AV
2			5150.000	50.186	44.063	-3.814	54.000	6.123	AV
3			5175.610	108.905	102.802	N/A	N/A	6.102	AV

Note: Measure Level (dBμV/m) = Reading Level (dBμV) + Factor (dB)

Factor (dB) = Cable Loss (dB) + Antenna Factor (dB/m) - Pre\_Amplifier Gain (dB)

Site: AC2	Time: 2018/08/09 - 19:37
Limit: FCC_Part15.209_RE(3m)	Engineer: Dandy Li
Probe: BBHA9120D_1-18GHz	Polarity: Horizontal
EUT: AX6000 MU-MIMO Wi-Fi Router	Power: AC 120V/60Hz
Test Mode: Transmit by 802.11ax-HE20 at Channel 5320MHz (CDD Mode)	

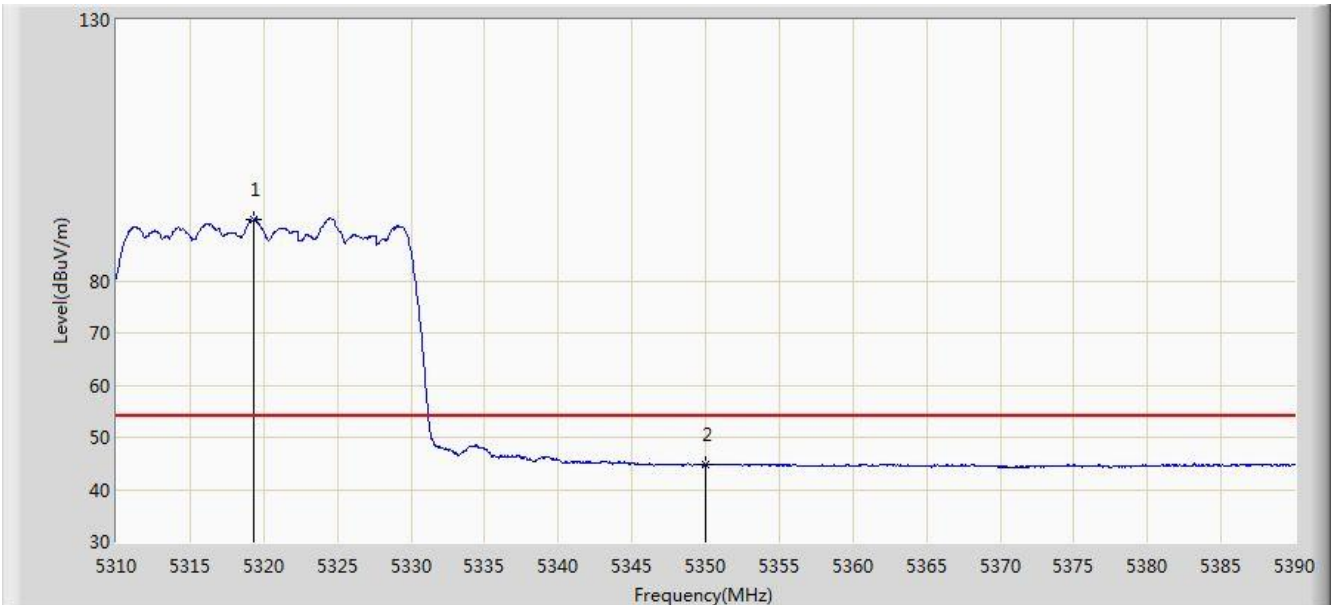


No	Flag	Mark	Frequency (MHz)	Measure Level (dBuV/m)	Reading Level (dBuV)	Over Limit (dB)	Limit (dBuV/m)	Factor (dB)	Type
1			5316.360	103.000	97.282	N/A	N/A	5.717	PK
2			5350.000	57.312	51.329	-16.688	74.000	5.983	PK

Note: Measure Level (dB $\mu$ V/m) = Reading Level (dB $\mu$ V) + Factor (dB)

Factor (dB) = Cable Loss (dB) + Antenna Factor (dB/m) - Pre\_Amplifier Gain (dB)

Site: AC2	Time: 2018/08/09 - 19:39
Limit: FCC_Part15.209_RE(3m)	Engineer: Dandy Li
Probe: BBHA9120D_1-18GHz	Polarity: Horizontal
EUT: AX6000 MU-MIMO Wi-Fi Router	Power: AC 120V/60Hz
Test Mode: Transmit by 802.11ax-HE20 at Channel 5320MHz (CDD Mode)	

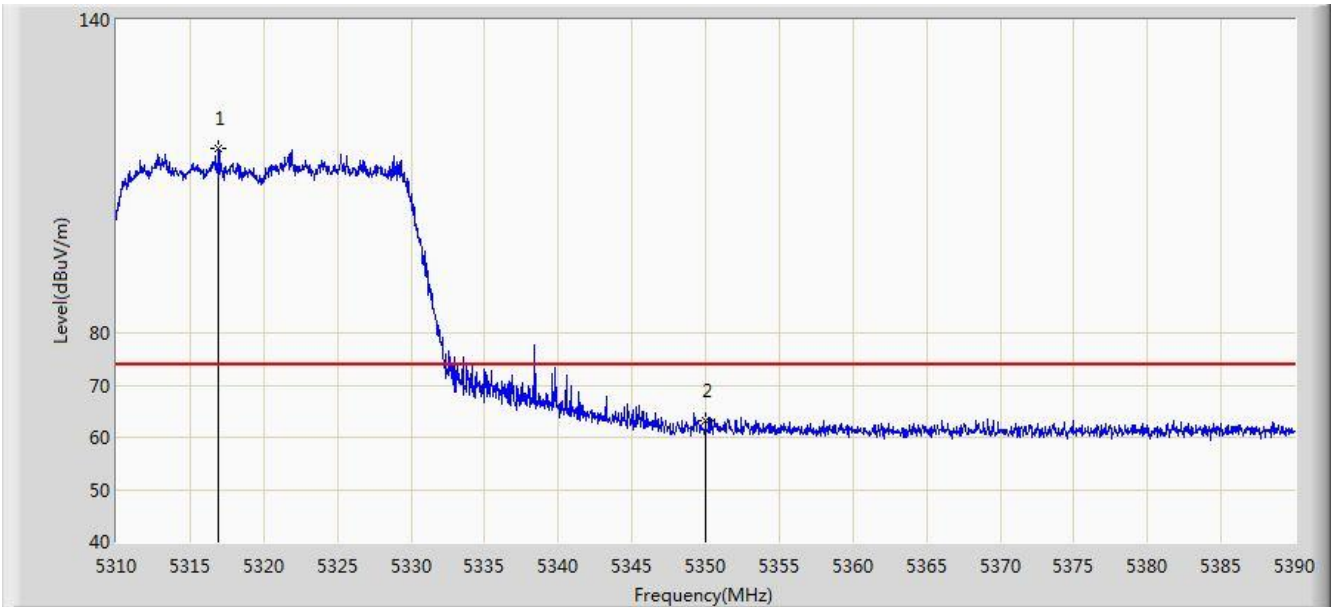


No	Flag	Mark	Frequency (MHz)	Measure Level (dBuV/m)	Reading Level (dBuV)	Over Limit (dB)	Limit (dBuV/m)	Factor (dB)	Type
1			5319.360	91.658	85.925	N/A	N/A	5.734	AV
2			5350.000	44.769	38.786	-9.231	54.000	5.983	AV

Note: Measure Level (dB $\mu$ V/m) = Reading Level (dB $\mu$ V) + Factor (dB)

Factor (dB) = Cable Loss (dB) + Antenna Factor (dB/m) - Pre\_Amplifier Gain (dB)

Site: AC2	Time: 2018/08/09 - 19:35
Limit: FCC_Part15.209_RE(3m)	Engineer: Dandy Li
Probe: BBHA9120D_1-18GHz	Polarity: Vertical
EUT: AX6000 MU-MIMO Wi-Fi Router	Power: AC 120V/60Hz
Test Mode: Transmit by 802.11ax-HE20 at Channel 5320MHz (CDD Mode)	

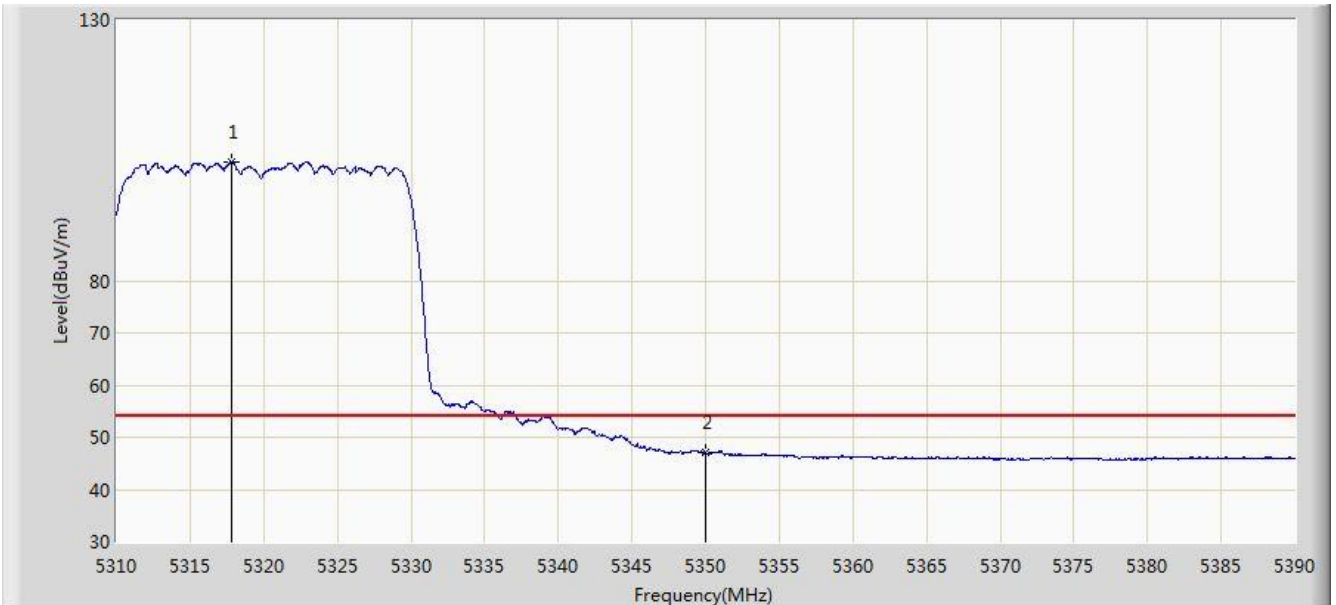


No	Flag	Mark	Frequency (MHz)	Measure Level (dBuV/m)	Reading Level (dBuV)	Over Limit (dB)	Limit (dBuV/m)	Factor (dB)	Type
1			5316.960	115.338	109.618	N/A	N/A	5.720	PK
2			5350.000	63.297	57.314	-10.703	74.000	5.983	PK

Note: Measure Level (dB $\mu$ V/m) = Reading Level (dB $\mu$ V) + Factor (dB)

Factor (dB) = Cable Loss (dB) + Antenna Factor (dB/m) - Pre\_Amplifier Gain (dB)

Site: AC2	Time: 2018/08/09 - 19:36
Limit: FCC_Part15.209_RE(3m)	Engineer: Dandy Li
Probe: BBHA9120D_1-18GHz	Polarity: Vertical
EUT: AX6000 MU-MIMO Wi-Fi Router	Power: AC 120V/60Hz
Test Mode: Transmit by 802.11ax-HE20 at Channel 5320MHz (CDD Mode)	

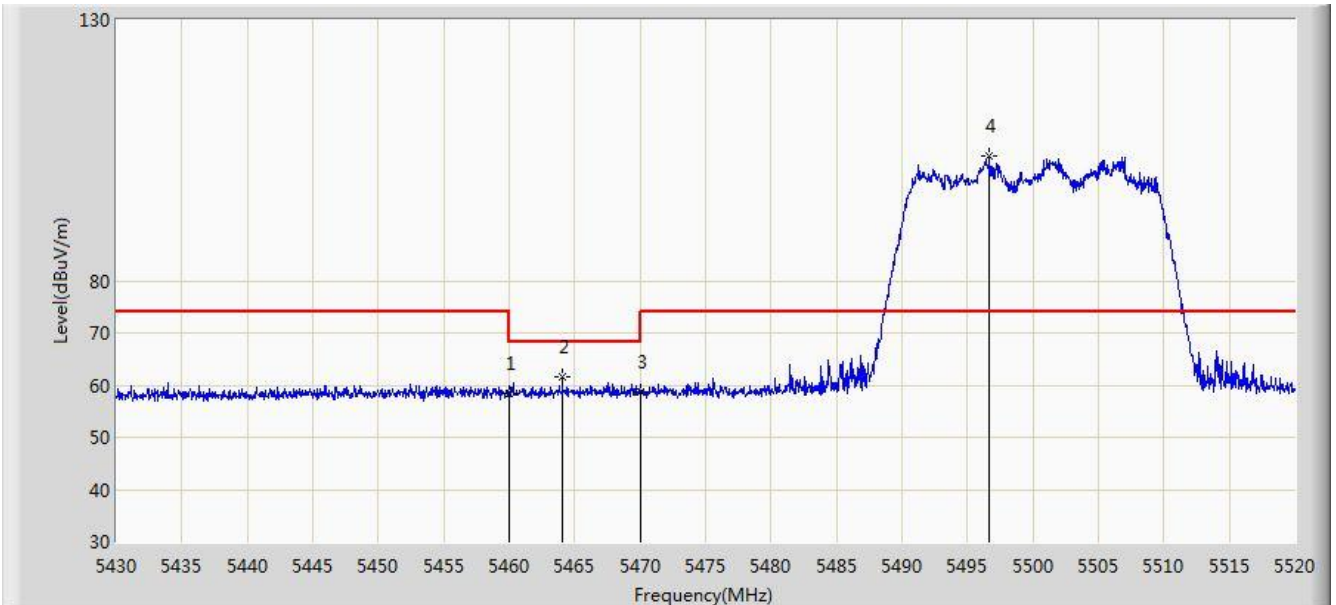


No	Flag	Mark	Frequency (MHz)	Measure Level (dBuV/m)	Reading Level (dBuV)	Over Limit (dB)	Limit (dBuV/m)	Factor (dB)	Type
1			5317.800	102.842	97.119	N/A	N/A	5.724	AV
2			5350.000	47.147	41.164	-6.853	54.000	5.983	AV

Note: Measure Level (dB $\mu$ V/m) = Reading Level (dB $\mu$ V) + Factor (dB)

Factor (dB) = Cable Loss (dB) + Antenna Factor (dB/m) - Pre\_Amplifier Gain (dB)

Site: AC2	Time: 2018/08/09 - 19:42
Limit: FCC_Part15.209_RE(3m)	Engineer: Dandy Li
Probe: BBHA9120D_1-18GHz	Polarity: Horizontal
EUT: AX6000 MU-MIMO Wi-Fi Router	Power: AC 120V/60Hz
Test Mode: Transmit by 802.11ax-HE20 at Channel 5500MHz (CDD Mode)	

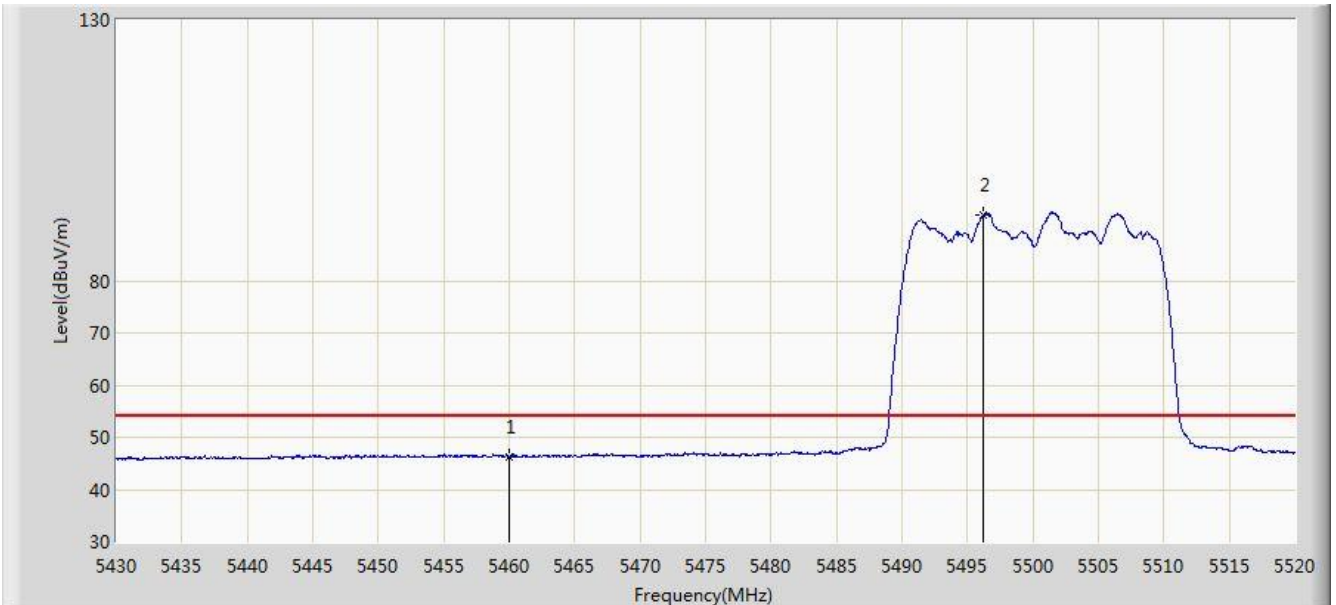


No	Flag	Mark	Frequency (MHz)	Measure Level (dBuV/m)	Reading Level (dBuV)	Over Limit (dB)	Limit (dBuV/m)	Factor (dB)	Type
1			5460.000	58.428	51.975	-15.572	74.000	6.452	PK
2			5464.065	61.648	55.196	-6.552	68.200	6.451	PK
3			5470.000	58.752	52.302	-9.448	68.200	6.451	PK
4			5496.645	103.965	97.548	N/A	N/A	6.416	PK

Note: Measure Level (dB $\mu$ V/m) = Reading Level (dB $\mu$ V) + Factor (dB)

Factor (dB) = Cable Loss (dB) + Antenna Factor (dB/m) - Pre\_Amplifier Gain (dB)

Site: AC2	Time: 2018/08/09 - 19:44
Limit: FCC_Part15.209_RE(3m)	Engineer: Dandy Li
Probe: BBHA9120D_1-18GHz	Polarity: Horizontal
EUT: AX6000 MU-MIMO Wi-Fi Router	Power: AC 120V/60Hz
Test Mode: Transmit by 802.11ax-HE20 at Channel 5500MHz (CDD Mode)	



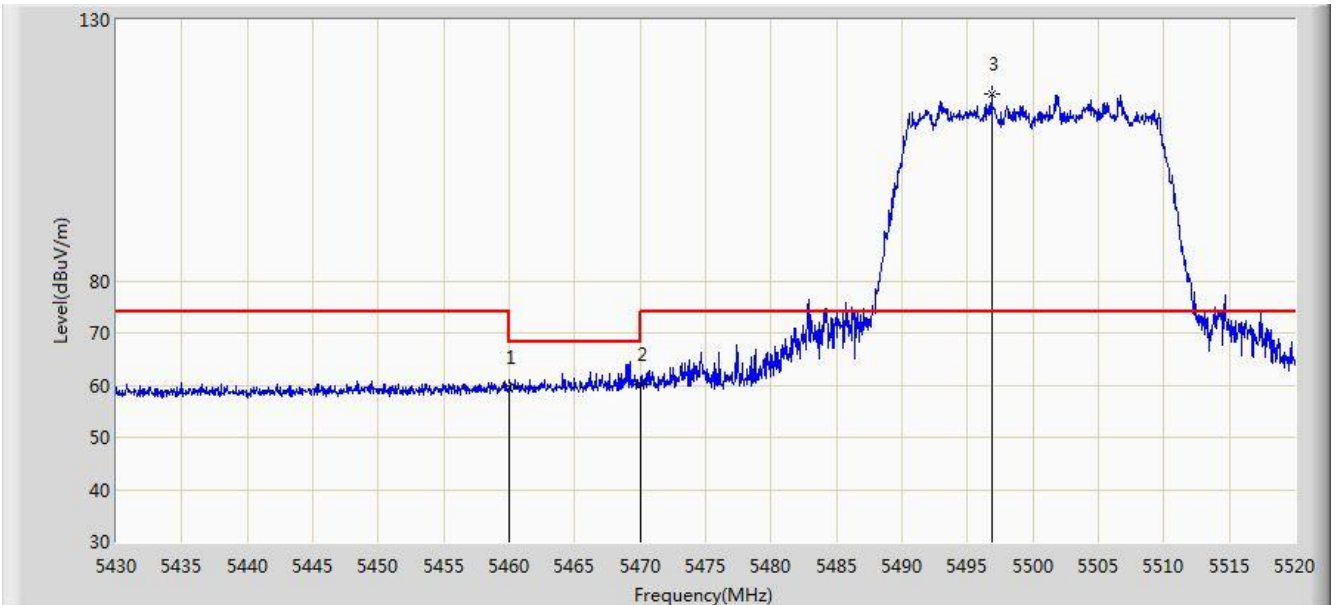
No	Flag	Mark	Frequency (MHz)	Measure Level (dBuV/m)	Reading Level (dBuV)	Over Limit (dB)	Limit (dBuV/m)	Factor (dB)	Type
1			5460.000	46.257	39.804	-7.743	54.000	6.452	AV
2			5496.240	92.613	86.197	N/A	N/A	6.417	AV

Note: Measure Level (dB $\mu$ V/m) = Reading Level (dB $\mu$ V) + Factor (dB)

Factor (dB) = Cable Loss (dB) + Antenna Factor (dB/m) - Pre\_Amplifier Gain (dB)



Site: AC2	Time: 2018/08/09 - 19:41
Limit: FCC_Part15.209_RE(3m)	Engineer: Dandy Li
Probe: BBHA9120D_1-18GHz	Polarity: Vertical
EUT: AX6000 MU-MIMO Wi-Fi Router	Power: AC 120V/60Hz
Test Mode: Transmit by 802.11ax-HE20 at Channel 5500MHz (CDD Mode)	

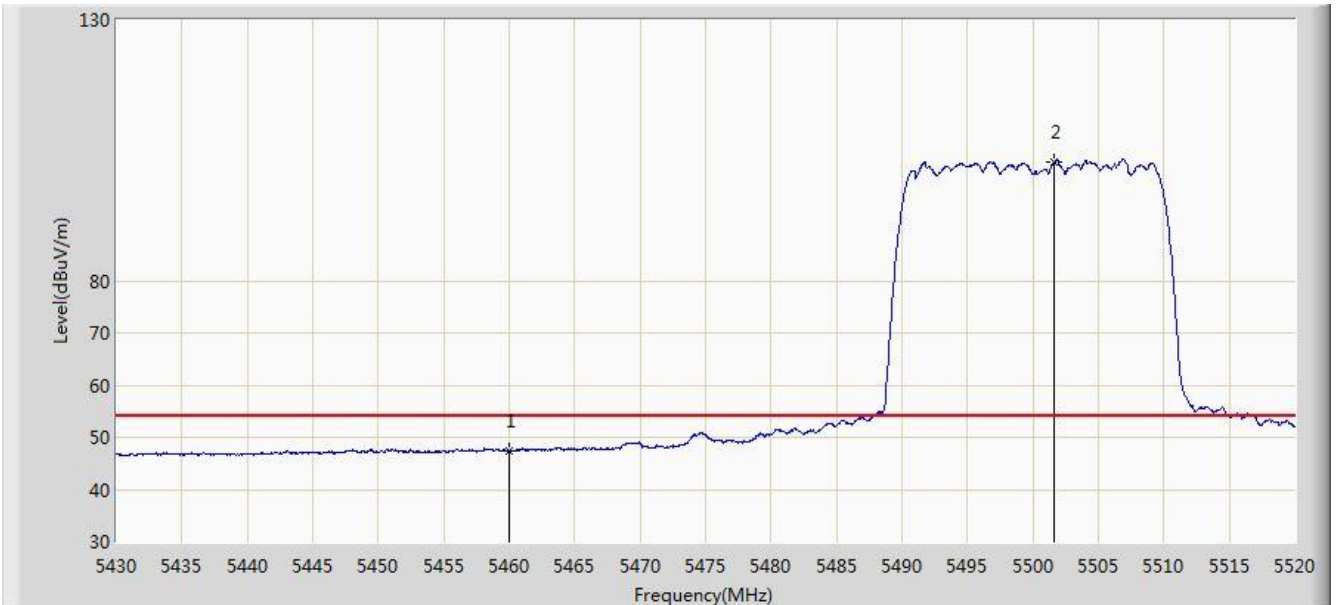


No	Flag	Mark	Frequency (MHz)	Measure Level (dBuV/m)	Reading Level (dBuV)	Over Limit (dB)	Limit (dBuV/m)	Factor (dB)	Type
1			5460.000	59.626	53.173	-14.374	74.000	6.452	PK
2			5470.000	60.072	53.622	-8.128	68.200	6.451	PK
3			5496.825	115.723	109.306	N/A	N/A	6.417	PK

Note: Measure Level (dB $\mu$ V/m) = Reading Level (dB $\mu$ V) + Factor (dB)

Factor (dB) = Cable Loss (dB) + Antenna Factor (dB/m) - Pre\_Amplifier Gain (dB)

Site: AC2	Time: 2018/08/09 - 19:42
Limit: FCC_Part15.209_RE(3m)	Engineer: Dandy Li
Probe: BBHA9120D_1-18GHz	Polarity: Vertical
EUT: AX6000 MU-MIMO Wi-Fi Router	Power: AC 120V/60Hz
Test Mode: Transmit by 802.11ax-HE20 at Channel 5500MHz (CDD Mode)	

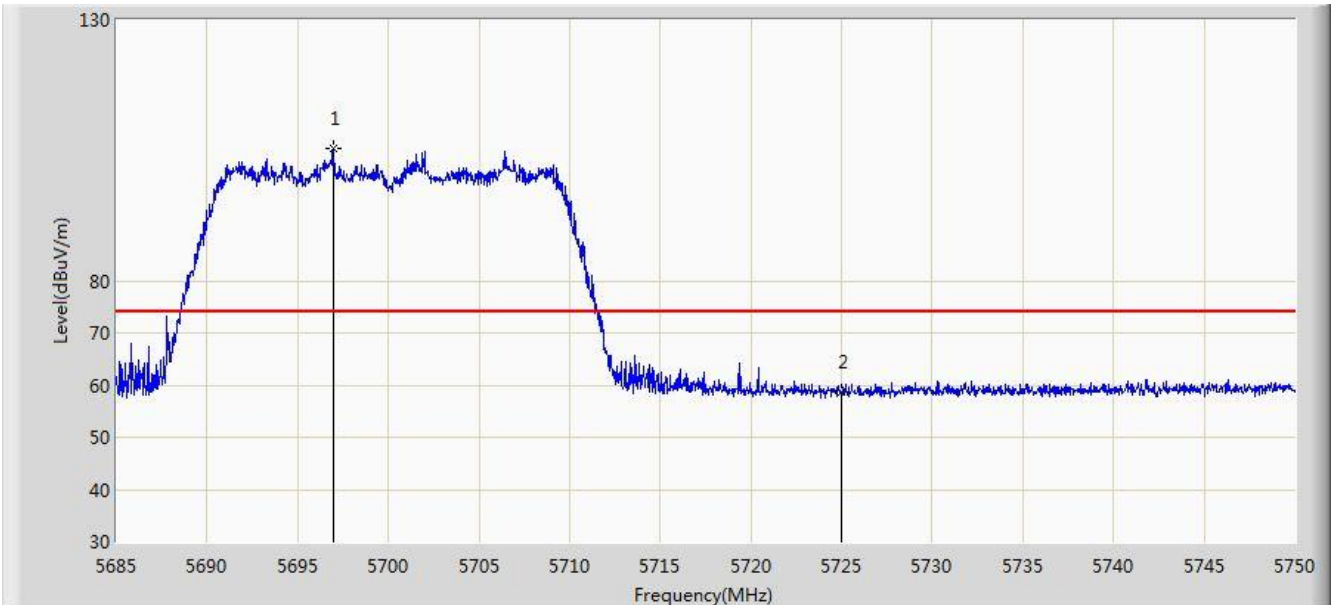


No	Flag	Mark	Frequency (MHz)	Measure Level (dBuV/m)	Reading Level (dBuV)	Over Limit (dB)	Limit (dBuV/m)	Factor (dB)	Type
1			5460.000	47.438	40.985	-6.562	54.000	6.452	AV
2			5501.640	102.889	96.467	N/A	N/A	6.421	AV

Note: Measure Level (dB $\mu$ V/m) = Reading Level (dB $\mu$ V) + Factor (dB)

Factor (dB) = Cable Loss (dB) + Antenna Factor (dB/m) - Pre\_Amplifier Gain (dB)

Site: AC2	Time: 2018/08/09 - 19:48
Limit: FCC_Part15.209_RE(3m)	Engineer: Dandy Li
Probe: BBHA9120D_1-18GHz	Polarity: Horizontal
EUT: AX6000 MU-MIMO Wi-Fi Router	Power: AC 120V/60Hz
Test Mode: Transmit by 802.11ax-HE20 at Channel 5700MHz (CDD Mode)	

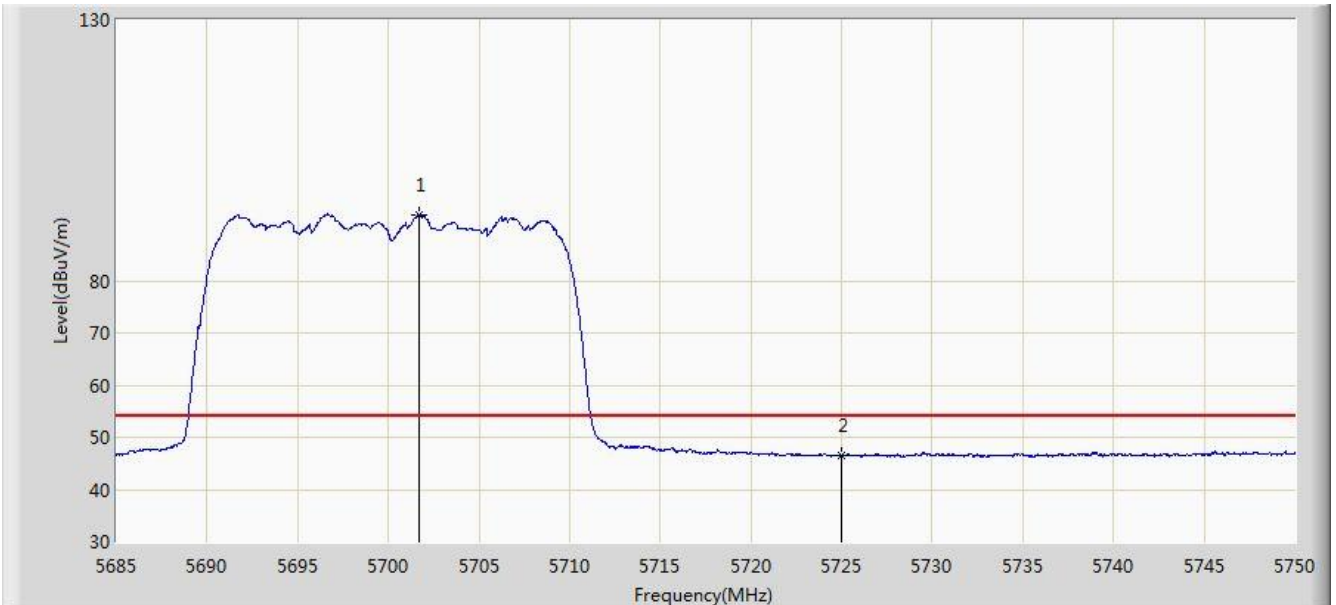


No	Flag	Mark	Frequency (MHz)	Measure Level (dBuV/m)	Reading Level (dBuV)	Over Limit (dB)	Limit (dBuV/m)	Factor (dB)	Type
1			5696.993	105.294	98.320	N/A	N/A	6.974	PK
2			5725.000	58.564	51.399	-15.436	74.000	7.165	PK

Note: Measure Level (dB $\mu$ V/m) = Reading Level (dB $\mu$ V) + Factor (dB)

Factor (dB) = Cable Loss (dB) + Antenna Factor (dB/m) - Pre\_Amplifier Gain (dB)

Site: AC2	Time: 2018/08/09 - 19:49
Limit: FCC_Part15.209_RE(3m)	Engineer: Dandy Li
Probe: BBHA9120D_1-18GHz	Polarity: Horizontal
EUT: AX6000 MU-MIMO Wi-Fi Router	Power: AC 120V/60Hz
Test Mode: Transmit by 802.11ax-HE20 at Channel 5700MHz (CDD Mode)	

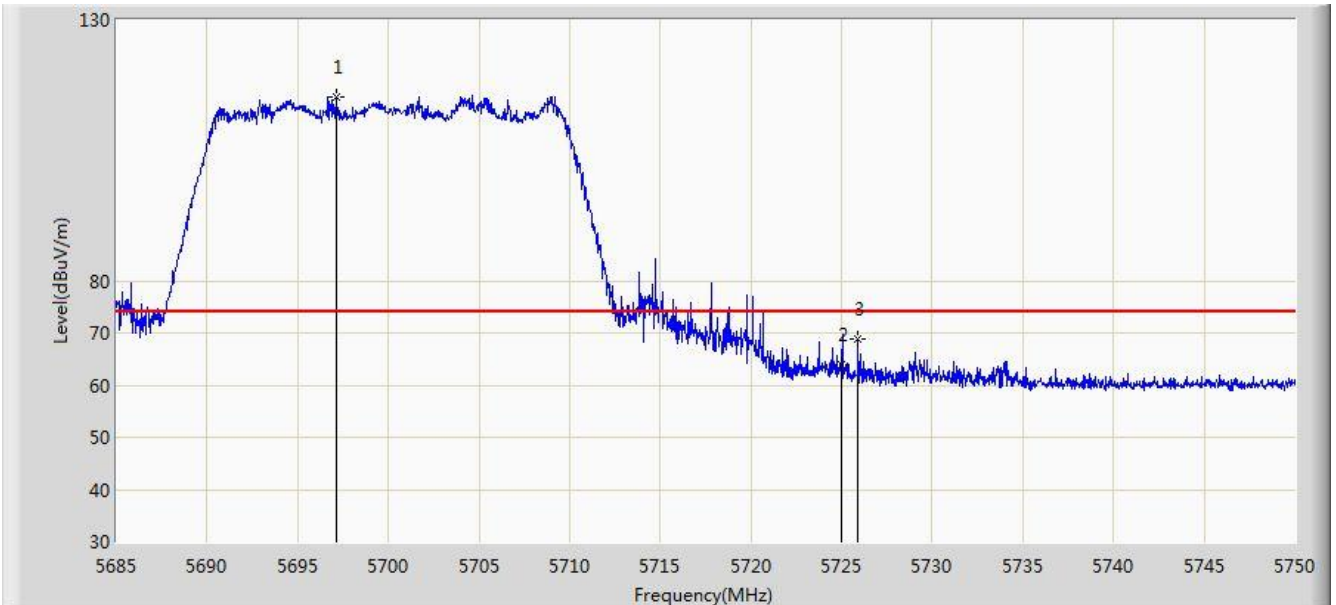


No	Flag	Mark	Frequency (MHz)	Measure Level (dBuV/m)	Reading Level (dBuV)	Over Limit (dB)	Limit (dBuV/m)	Factor (dB)	Type
1			5701.705	92.586	85.606	N/A	N/A	6.981	AV
2			5725.000	46.557	39.392	-7.443	54.000	7.165	AV

Note: Measure Level (dB $\mu$ V/m) = Reading Level (dB $\mu$ V) + Factor (dB)

Factor (dB) = Cable Loss (dB) + Antenna Factor (dB/m) - Pre\_Amplifier Gain (dB)

Site: AC2	Time: 2018/08/09 - 19:45
Limit: FCC_Part15.209_RE(3m)	Engineer: Dandy Li
Probe: BBHA9120D_1-18GHz	Polarity: Vertical
EUT: AX6000 MU-MIMO Wi-Fi Router	Power: AC 120V/60Hz
Test Mode: Transmit by 802.11ax-HE20 at Channel 5700MHz (CDD Mode)	

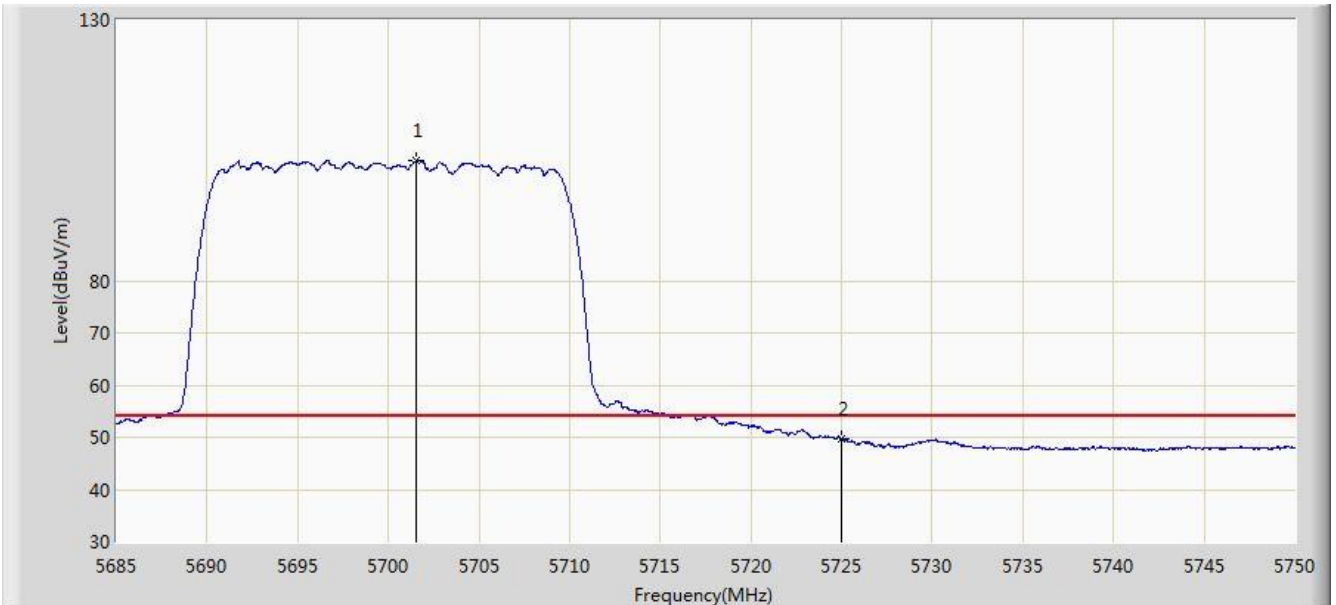


No	Flag	Mark	Frequency (MHz)	Measure Level (dBuV/m)	Reading Level (dBuV)	Over Limit (dB)	Limit (dBuV/m)	Factor (dB)	Type
1			5697.155	115.316	108.342	N/A	N/A	6.975	PK
2			5725.000	63.947	56.782	-10.053	74.000	7.165	PK
3			5725.885	68.698	61.523	-5.302	74.000	7.174	PK

Note: Measure Level (dB $\mu$ V/m) = Reading Level (dB $\mu$ V) + Factor (dB)

Factor (dB) = Cable Loss (dB) + Antenna Factor (dB/m) - Pre\_Amplifier Gain (dB)

Site: AC2	Time: 2018/08/09 - 19:47
Limit: FCC_Part15.209_RE(3m)	Engineer: Dandy Li
Probe: BBHA9120D_1-18GHz	Polarity: Vertical
EUT: AX6000 MU-MIMO Wi-Fi Router	Power: AC 120V/60Hz
Test Mode: Transmit by 802.11ax-HE20 at Channel 5700MHz (CDD Mode)	

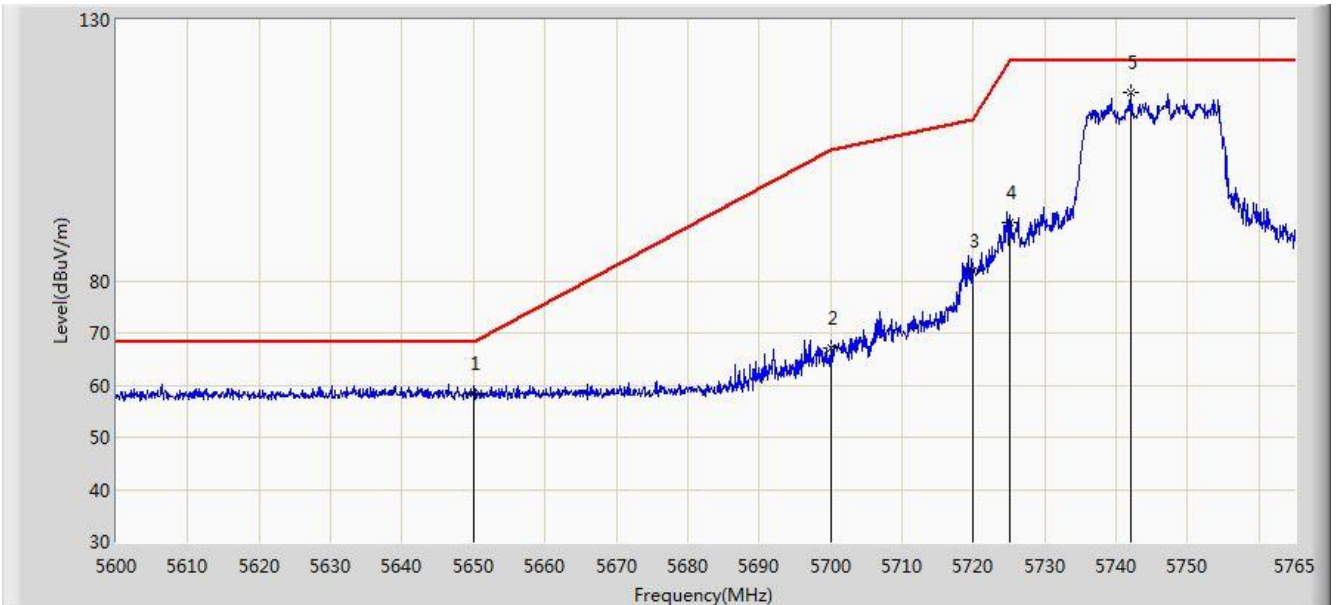


No	Flag	Mark	Frequency (MHz)	Measure Level (dBuV/m)	Reading Level (dBuV)	Over Limit (dB)	Limit (dBuV/m)	Factor (dB)	Type
1			5701.510	102.929	95.949	N/A	N/A	6.980	AV
2			5725.000	49.706	42.541	-4.294	54.000	7.165	AV

Note: Measure Level (dB $\mu$ V/m) = Reading Level (dB $\mu$ V) + Factor (dB)

Factor (dB) = Cable Loss (dB) + Antenna Factor (dB/m) - Pre\_Amplifier Gain (dB)

Site: AC2	Time: 2018/08/09 - 19:50
Limit: FCC_Part15.407_RE(3m)_Bandedge	Engineer: Dandy Li
Probe: BBHA9120D_1-18GHz	Polarity: Horizontal
EUT: AX6000 MU-MIMO Wi-Fi Router	Power: AC 120V/60Hz
Test Mode: Transmit by 802.11ax-HE20 at Channel 5745MHz (CDD Mode)	

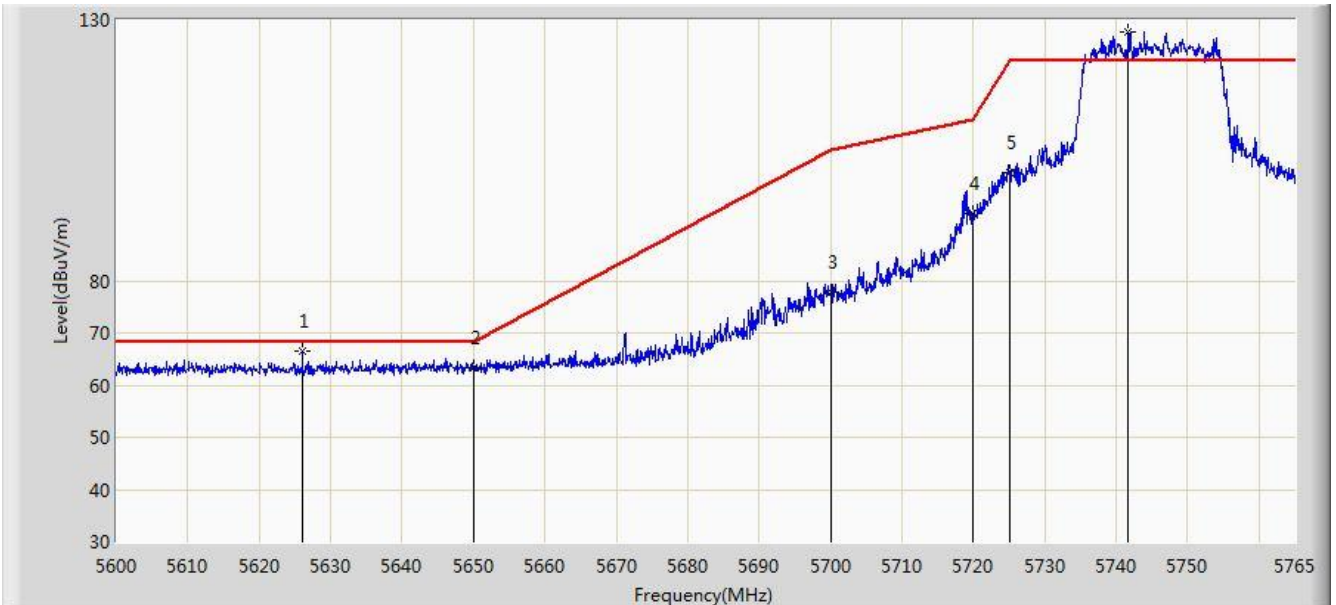


No	Flag	Mark	Frequency (MHz)	Measure Level (dBuV/m)	Reading Level (dBuV)	Over Limit (dB)	Limit (dBuV/m)	Factor (dB)	Type
1			5650.000	58.545	51.562	-9.655	68.200	6.983	PK
2			5700.000	67.009	60.031	-38.191	105.200	6.978	PK
3			5720.000	81.888	74.774	-28.912	110.800	7.114	PK
4			5725.000	91.126	83.961	-31.074	122.200	7.165	PK
5			5741.982	116.175	108.845	N/A	N/A	7.330	PK

Note: Measure Level (dB $\mu$ V/m) = Reading Level (dB $\mu$ V) + Factor (dB)

Factor (dB) = Cable Loss (dB) + Antenna Factor (dB/m) - Pre\_Amplifier Gain (dB)

Site: AC2	Time: 2018/08/09 - 19:53
Limit: FCC_Part15.407_RE(3m)_Bandedge	Engineer: Dandy Li
Probe: BBHA9120D_1-18GHz	Polarity: Vertical
EUT: AX6000 MU-MIMO Wi-Fi Router	Power: AC 120V/60Hz
Test Mode: Transmit by 802.11ax-HE20 at Channel 5745MHz (CDD Mode)	



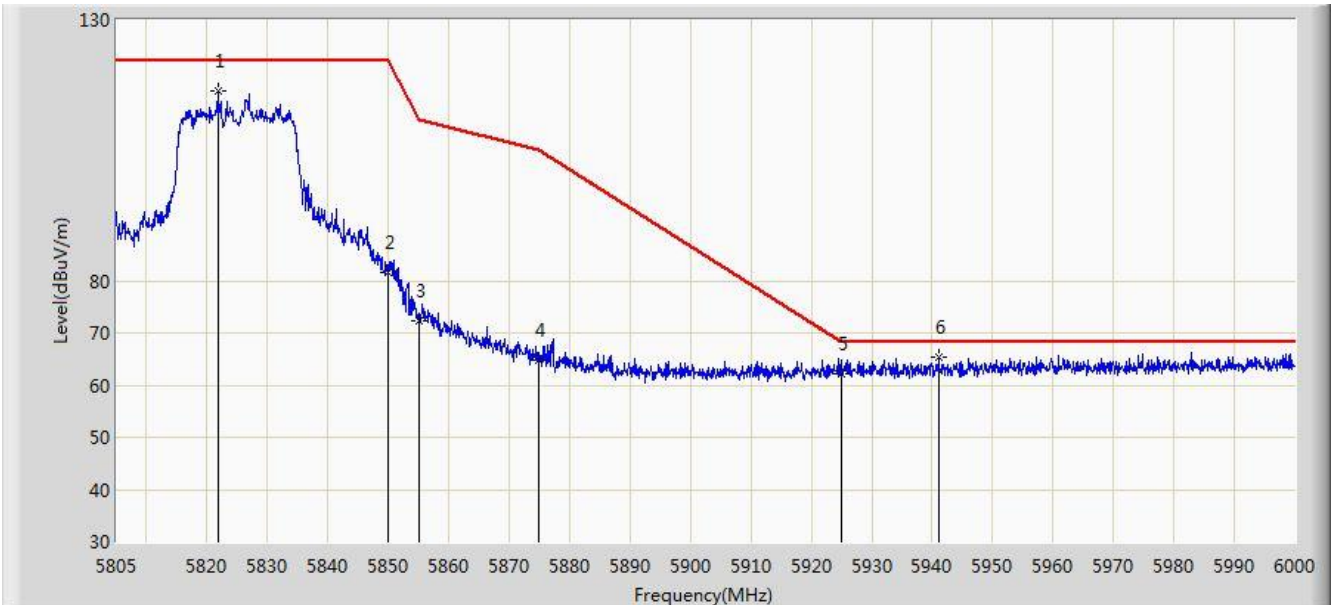
No	Flag	Mark	Frequency (MHz)	Measure Level (dBuV/m)	Reading Level (dBuV)	Over Limit (dB)	Limit (dBuV/m)	Factor (dB)	Type
1			5626.070	66.387	59.579	-1.813	68.200	6.809	PK
2			5650.000	63.378	56.395	-4.822	68.200	6.983	PK
3			5700.000	77.721	70.743	-27.479	105.200	6.978	PK
4			5720.000	92.766	85.652	-18.034	110.800	7.114	PK
5			5725.000	100.642	93.477	-21.558	122.200	7.165	PK
6			5741.735	127.737	120.410	N/A	N/A	7.328	PK

Note: Measure Level (dBμV/m) = Reading Level (dBμV) + Factor (dB)

Factor (dB) = Cable Loss (dB) + Antenna Factor (dB/m) - Pre\_Amplifier Gain (dB)



Site: AC2	Time: 2018/08/09 - 19:54
Limit: FCC_Part15.407_RE(3m)_Bandedge	Engineer: Dandy Li
Probe: BBHA9120D_1-18GHz	Polarity: Horizontal
EUT: AX6000 MU-MIMO Wi-Fi Router	Power: AC 120V/60Hz
Test Mode: Transmit by 802.11ax-HE20 at Channel 5825MHz (CDD Mode)	

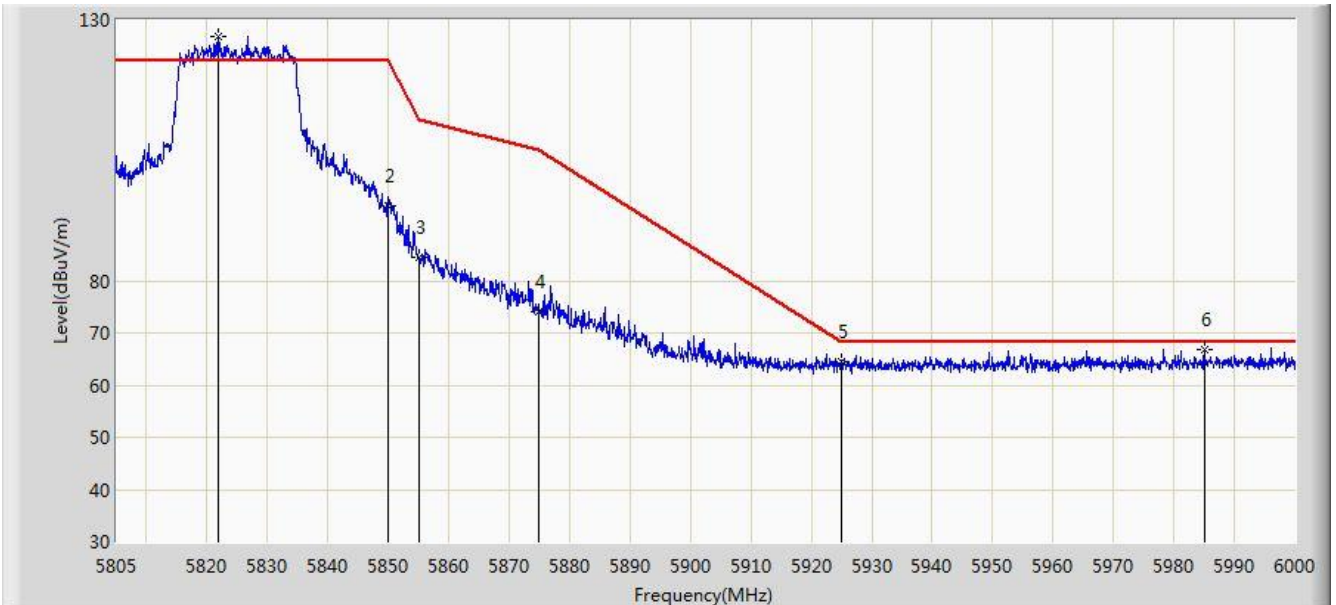


No	Flag	Mark	Frequency (MHz)	Measure Level (dBuV/m)	Reading Level (dBuV)	Over Limit (dB)	Limit (dBuV/m)	Factor (dB)	Type
1			5821.770	116.501	108.797	N/A	N/A	7.704	PK
2			5850.000	81.704	73.805	-40.496	122.200	7.899	PK
3			5855.000	72.369	64.463	-38.431	110.800	7.905	PK
4			5875.000	64.856	56.948	-40.344	105.200	7.909	PK
5			5925.000	62.082	54.049	-6.118	68.200	8.033	PK
6			5941.110	65.327	57.244	-2.873	68.200	8.083	PK

Note: Measure Level (dBμV/m) = Reading Level (dBμV) + Factor (dB)

Factor (dB) = Cable Loss (dB) + Antenna Factor (dB/m) - Pre\_Amplifier Gain (dB)

Site: AC2	Time: 2018/08/09 - 19:55
Limit: FCC_Part15.407_RE(3m)_Bandedge	Engineer: Dandy Li
Probe: BBHA9120D_1-18GHz	Polarity: Vertical
EUT: AX6000 MU-MIMO Wi-Fi Router	Power: AC 120V/60Hz
Test Mode: Transmit by 802.11ax-HE20 at Channel 5825MHz (CDD Mode)	

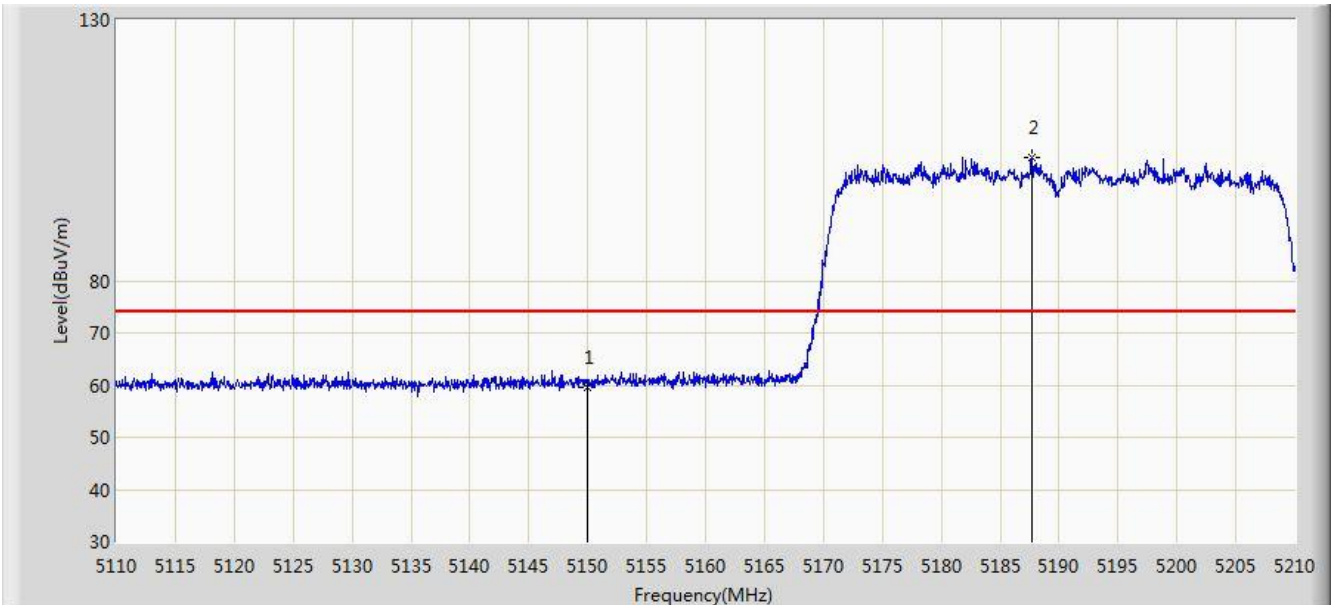


No	Flag	Mark	Frequency (MHz)	Measure Level (dBuV/m)	Reading Level (dBuV)	Over Limit (dB)	Limit (dBuV/m)	Factor (dB)	Type
1			5821.868	126.675	118.970	N/A	N/A	7.705	PK
2			5850.000	94.452	86.553	-27.748	122.200	7.899	PK
3			5855.000	84.383	76.477	-26.417	110.800	7.905	PK
4			5875.000	74.011	66.103	-31.189	105.200	7.909	PK
5			5925.000	64.633	56.600	-3.567	68.200	8.033	PK
6			5984.985	66.927	58.851	-1.273	68.200	8.076	PK

Note: Measure Level (dBμV/m) = Reading Level (dBμV) + Factor (dB)

Factor (dB) = Cable Loss (dB) + Antenna Factor (dB/m) - Pre\_Amplifier Gain (dB)

Site: AC2	Time: 2018/08/09 - 20:04
Limit: FCC_Part15.209_RE(3m)_Bandedge	Engineer: Dandy Li
Probe: BBHA9120D_1-18GHz	Polarity: Horizontal
EUT: AX6000 MU-MIMO Wi-Fi Router	Power: AC 120V/60Hz
Test Mode: Transmit by 802.11ax-HE40 at Channel 5190MHz (CDD Mode)	

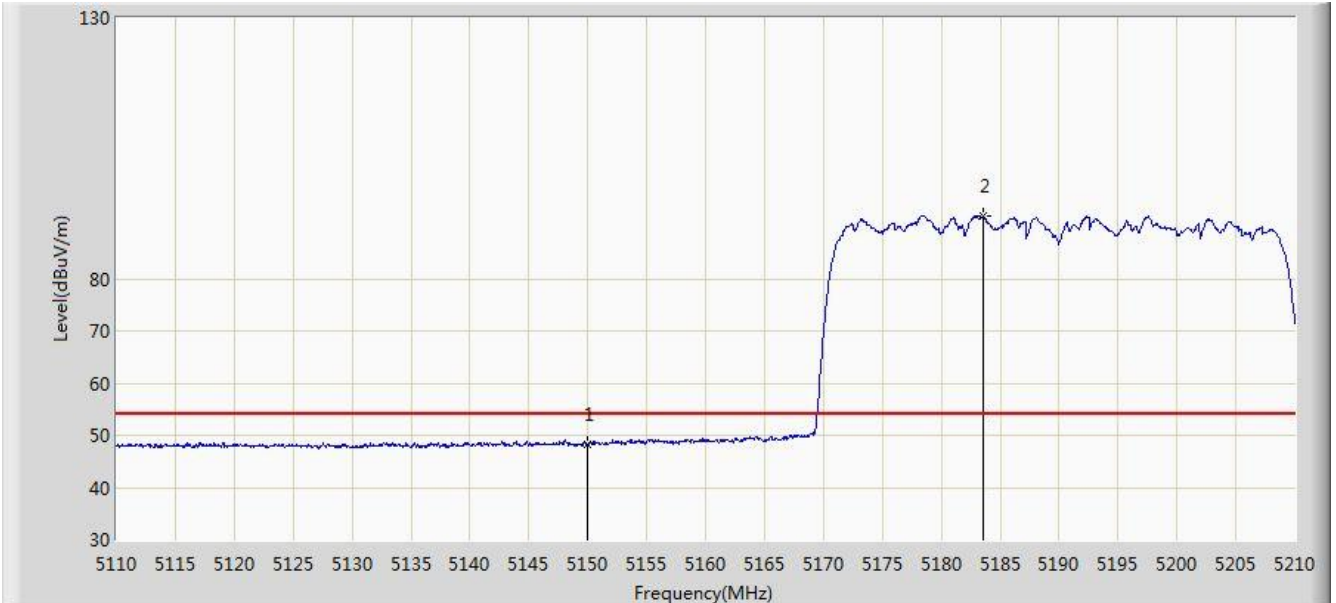


No	Flag	Mark	Frequency (MHz)	Measure Level (dBuV/m)	Reading Level (dBuV)	Over Limit (dB)	Limit (dBuV/m)	Factor (dB)	Type
1			5150.000	59.702	53.579	-14.298	74.000	6.123	PK
2			5187.700	103.590	97.551	N/A	N/A	6.040	PK

Note: Measure Level (dB $\mu$ V/m) = Reading Level (dB $\mu$ V) + Factor (dB)

Factor (dB) = Cable Loss (dB) + Antenna Factor (dB/m) - Pre\_Amplifier Gain (dB)

Site: AC2	Time: 2018/08/09 - 20:05
Limit: FCC_Part15.209_RE(3m)_Bandedge	Engineer: Dandy Li
Probe: BBHA9120D_1-18GHz	Polarity: Horizontal
EUT: AX6000 MU-MIMO Wi-Fi Router	Power: AC 120V/60Hz
Test Mode: Transmit by 802.11ax-HE40 at Channel 5190MHz (CDD Mode)	

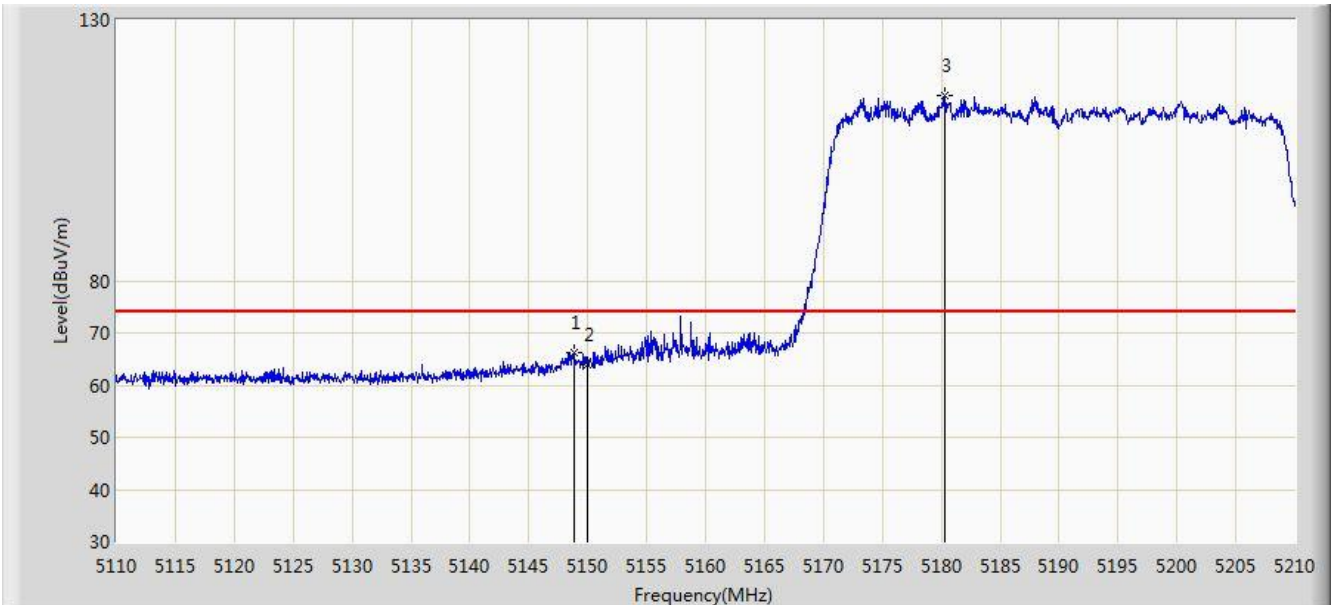


No	Flag	Mark	Frequency (MHz)	Measure Level (dBuV/m)	Reading Level (dBuV)	Over Limit (dB)	Limit (dBuV/m)	Factor (dB)	Type
1			5150.000	48.373	42.250	-5.627	54.000	6.123	AV
2			5183.500	92.045	85.972	N/A	N/A	6.073	AV

Note: Measure Level (dB $\mu$ V/m) = Reading Level (dB $\mu$ V) + Factor (dB)

Factor (dB) = Cable Loss (dB) + Antenna Factor (dB/m) - Pre\_Amplifier Gain (dB)

Site: AC2	Time: 2018/08/09 - 20:04
Limit: FCC_Part15.209_RE(3m)_Bandedge	Engineer: Dandy Li
Probe: BBHA9120D_1-18GHz	Polarity: Vertical
EUT: AX6000 MU-MIMO Wi-Fi Router	Power: AC 120V/60Hz
Test Mode: Transmit by 802.11ax-HE40 at Channel 5190MHz (CDD Mode)	

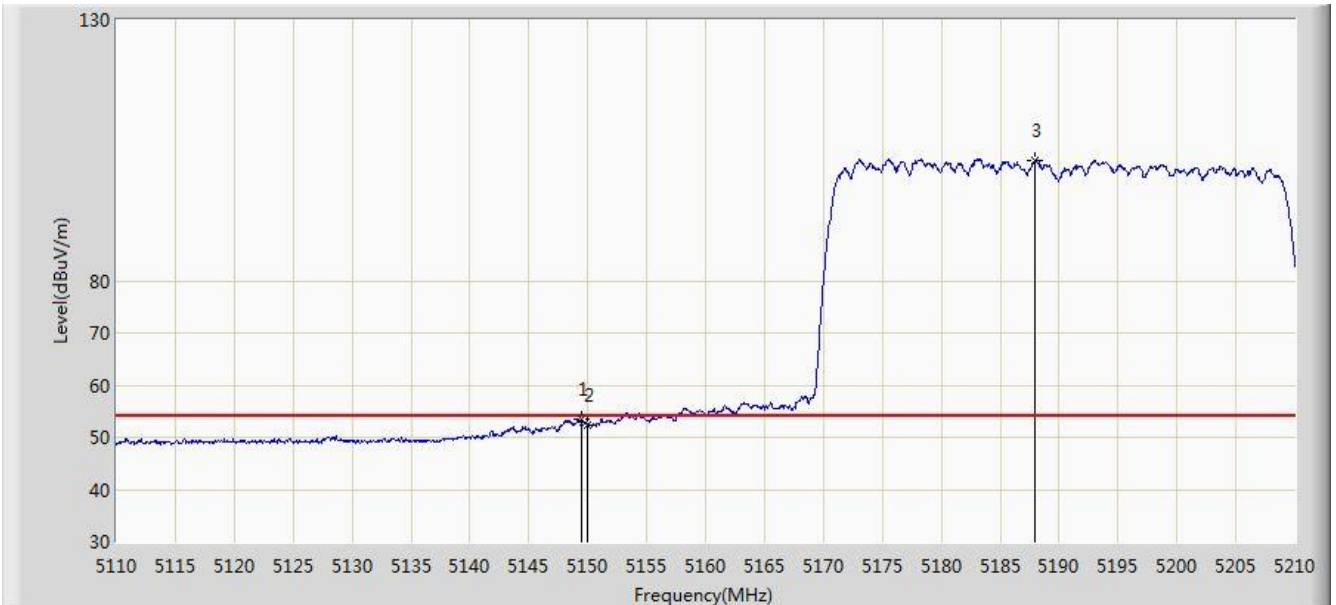


No	Flag	Mark	Frequency (MHz)	Measure Level (dBuV/m)	Reading Level (dBuV)	Over Limit (dB)	Limit (dBuV/m)	Factor (dB)	Type
1			5148.800	66.225	60.105	-7.775	74.000	6.120	PK
2			5150.000	63.953	57.830	-10.047	74.000	6.123	PK
3			5180.300	115.630	109.540	N/A	N/A	6.089	PK

Note: Measure Level (dB $\mu$ V/m) = Reading Level (dB $\mu$ V) + Factor (dB)

Factor (dB) = Cable Loss (dB) + Antenna Factor (dB/m) - Pre\_Amplifier Gain (dB)

Site: AC2	Time: 2018/08/09 - 20:03
Limit: FCC_Part15.209_RE(3m)_Bandedge	Engineer: Dandy Li
Probe: BBHA9120D_1-18GHz	Polarity: Vertical
EUT: AX6000 MU-MIMO Wi-Fi Router	Power: AC 120V/60Hz
Test Mode: Transmit by 802.11ax-HE40 at Channel 5190MHz (CDD Mode)	

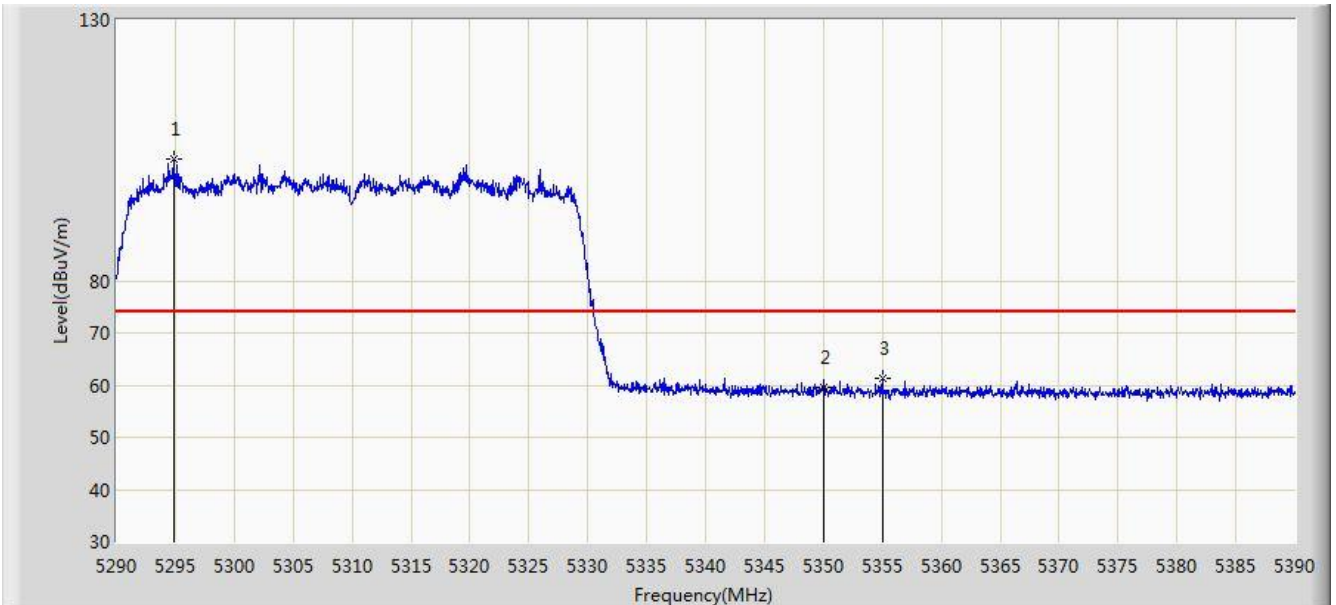


No	Flag	Mark	Frequency (MHz)	Measure Level (dBuV/m)	Reading Level (dBuV)	Over Limit (dB)	Limit (dBuV/m)	Factor (dB)	Type
1			5149.500	53.428	47.306	-0.572	54.000	6.122	AV
2			5150.000	52.375	46.252	-1.625	54.000	6.123	AV
3			5188.000	103.184	97.147	N/A	N/A	6.037	AV

Note: Measure Level (dB $\mu$ V/m) = Reading Level (dB $\mu$ V) + Factor (dB)

Factor (dB) = Cable Loss (dB) + Antenna Factor (dB/m) - Pre\_Amplifier Gain (dB)

Site: AC2	Time: 2018/08/09 - 20:16
Limit: FCC_Part15.209_RE(3m)_Bandedge	Engineer: Dandy Li
Probe: BBHA9120D_1-18GHz	Polarity: Horizontal
EUT: AX6000 MU-MIMO Wi-Fi Router	Power: AC 120V/60Hz
Test Mode: Transmit by 802.11ax-HE40 at Channel 5310MHz (CDD Mode)	

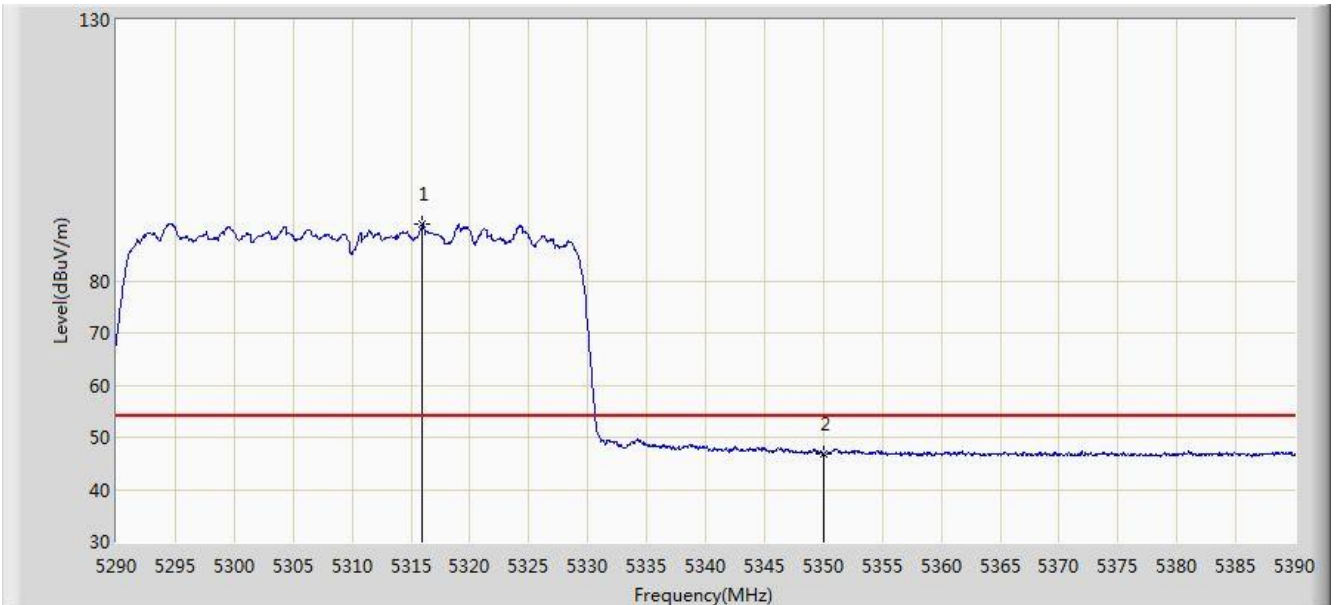


No	Flag	Mark	Frequency (MHz)	Measure Level (dBuV/m)	Reading Level (dBuV)	Over Limit (dB)	Limit (dBuV/m)	Factor (dB)	Type
1			5294.850	103.260	97.556	N/A	N/A	5.704	PK
2			5350.000	59.624	53.641	-14.376	74.000	5.983	PK
3			5355.000	61.398	55.381	-12.602	74.000	6.017	PK

Note: Measure Level (dB $\mu$ V/m) = Reading Level (dB $\mu$ V) + Factor (dB)

Factor (dB) = Cable Loss (dB) + Antenna Factor (dB/m) - Pre\_Amplifier Gain (dB)

Site: AC2	Time: 2018/08/09 - 20:16
Limit: FCC_Part15.209_RE(3m)_Bandedge	Engineer: Dandy Li
Probe: BBHA9120D_1-18GHz	Polarity: Horizontal
EUT: AX6000 MU-MIMO Wi-Fi Router	Power: AC 120V/60Hz
Test Mode: Transmit by 802.11ax-HE40 at Channel 5310MHz (CDD Mode)	



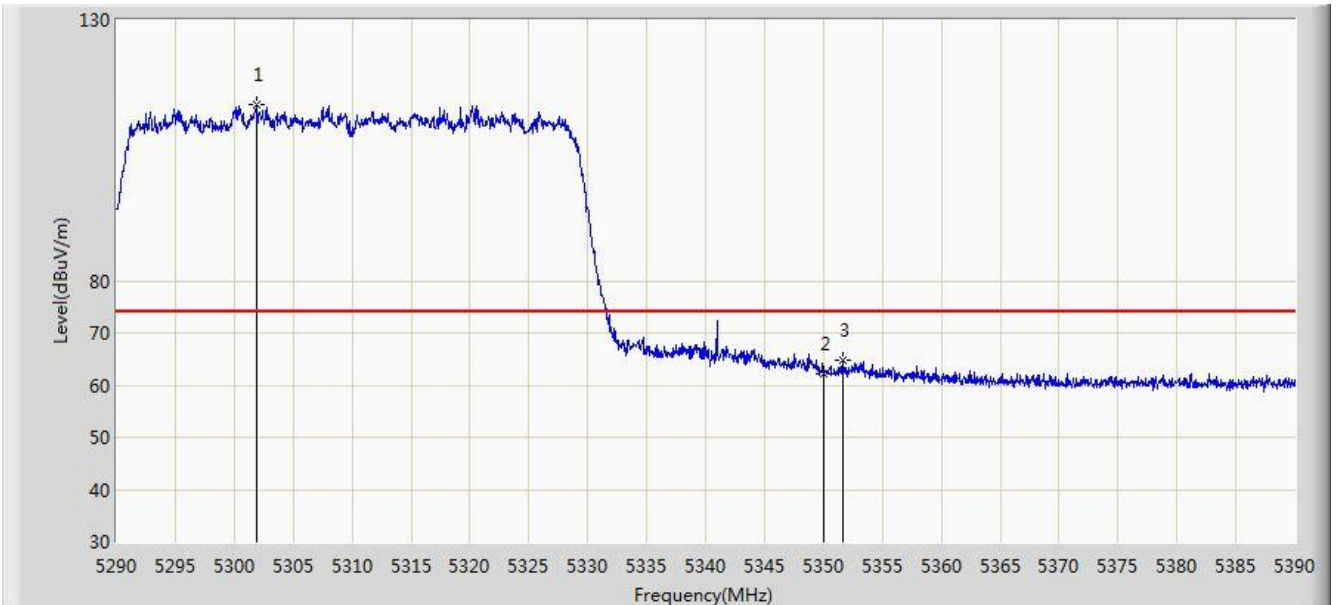
No	Flag	Mark	Frequency (MHz)	Measure Level (dBuV/m)	Reading Level (dBuV)	Over Limit (dB)	Limit (dBuV/m)	Factor (dB)	Type
1			5316.000	90.764	85.048	N/A	N/A	5.717	AV
2			5350.000	46.949	40.966	-7.051	54.000	5.983	AV

Note: Measure Level (dB $\mu$ V/m) = Reading Level (dB $\mu$ V) + Factor (dB)

Factor (dB) = Cable Loss (dB) + Antenna Factor (dB/m) - Pre\_Amplifier Gain (dB)



Site: AC2	Time: 2018/08/09 - 20:14
Limit: FCC_Part15.209_RE(3m)_Bandedge	Engineer: Dandy Li
Probe: BBHA9120D_1-18GHz	Polarity: Vertical
EUT: AX6000 MU-MIMO Wi-Fi Router	Power: AC 120V/60Hz
Test Mode: Transmit by 802.11ax-HE40 at Channel 5310MHz (CDD Mode)	

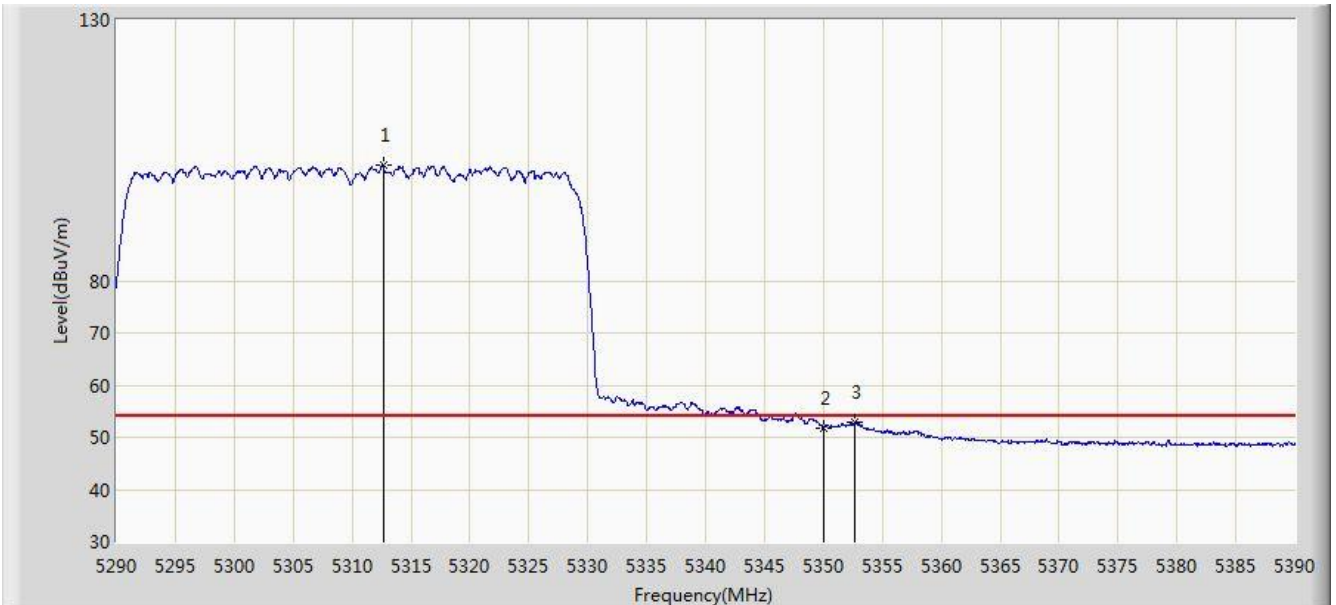


No	Flag	Mark	Frequency (MHz)	Measure Level (dBuV/m)	Reading Level (dBuV)	Over Limit (dB)	Limit (dBuV/m)	Factor (dB)	Type
1			5301.850	113.776	108.109	N/A	N/A	5.667	PK
2			5350.000	62.126	56.143	-11.874	74.000	5.983	PK
3			5351.650	64.648	58.649	-9.352	74.000	5.999	PK

Note: Measure Level (dB $\mu$ V/m) = Reading Level (dB $\mu$ V) + Factor (dB)

Factor (dB) = Cable Loss (dB) + Antenna Factor (dB/m) - Pre\_Amplifier Gain (dB)

Site: AC2	Time: 2018/08/09 - 20:15
Limit: FCC_Part15.209_RE(3m)_Bandedge	Engineer: Dandy Li
Probe: BBHA9120D_1-18GHz	Polarity: Vertical
EUT: AX6000 MU-MIMO Wi-Fi Router	Power: AC 120V/60Hz
Test Mode: Transmit by 802.11ax-HE40 at Channel 5310MHz (CDD Mode)	

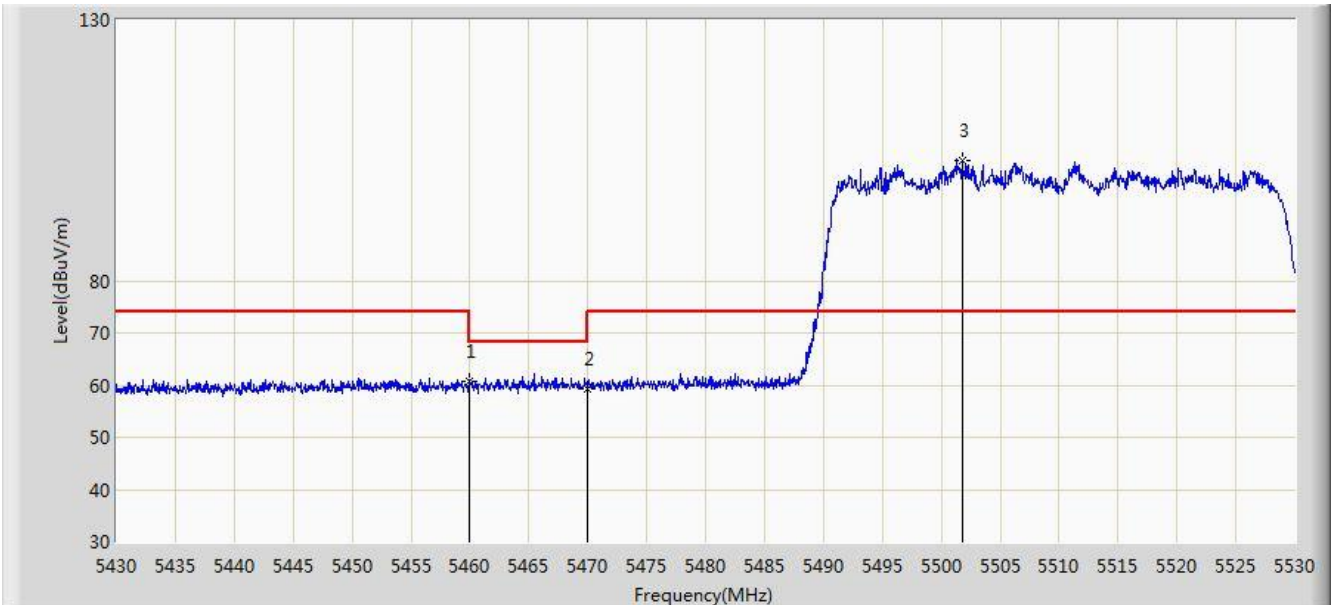


No	Flag	Mark	Frequency (MHz)	Measure Level (dBuV/m)	Reading Level (dBuV)	Over Limit (dB)	Limit (dBuV/m)	Factor (dB)	Type
1			5312.650	102.257	96.554	N/A	N/A	5.703	AV
2			5350.000	51.853	45.870	-2.147	54.000	5.983	AV
3			5352.700	53.043	47.037	-0.957	54.000	6.006	AV

Note: Measure Level (dB $\mu$ V/m) = Reading Level (dB $\mu$ V) + Factor (dB)

Factor (dB) = Cable Loss (dB) + Antenna Factor (dB/m) - Pre\_Amplifier Gain (dB)

Site: AC2	Time: 2018/08/09 - 20:20
Limit: FCC_Part15.209_RE(3m)	Engineer: Dandy Li
Probe: BBHA9120D_1-18GHz	Polarity: Horizontal
EUT: AX6000 MU-MIMO Wi-Fi Router	Power: AC 120V/60Hz
Test Mode: Transmit by 802.11ax-HE40 at Channel 5510MHz (CDD Mode)	

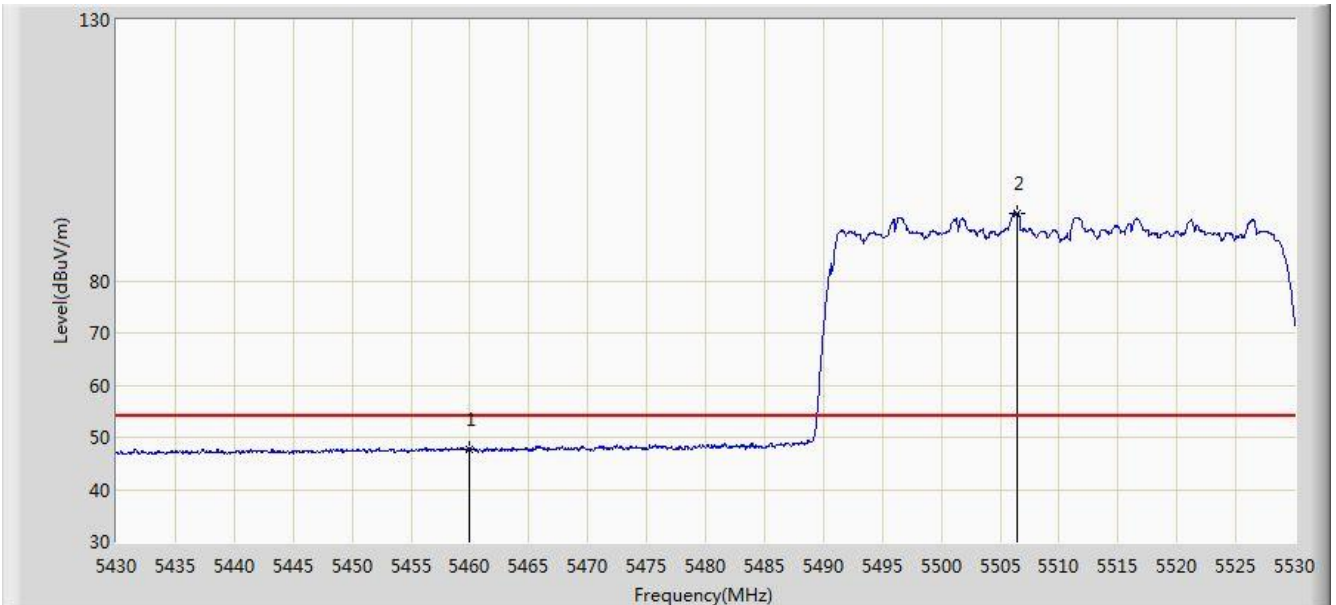


No	Flag	Mark	Frequency (MHz)	Measure Level (dBuV/m)	Reading Level (dBuV)	Over Limit (dB)	Limit (dBuV/m)	Factor (dB)	Type
1			5460.000	60.698	54.245	-13.302	74.000	6.452	PK
2			5470.000	59.355	52.905	-8.845	68.200	6.451	PK
3			5501.750	103.160	96.738	N/A	N/A	6.422	PK

Note: Measure Level (dB $\mu$ V/m) = Reading Level (dB $\mu$ V) + Factor (dB)

Factor (dB) = Cable Loss (dB) + Antenna Factor (dB/m) - Pre\_Amplifier Gain (dB)

Site: AC2	Time: 2018/08/09 - 20:21
Limit: FCC_Part15.209_RE(3m)	Engineer: Dandy Li
Probe: BBHA9120D_1-18GHz	Polarity: Horizontal
EUT: AX6000 MU-MIMO Wi-Fi Router	Power: AC 120V/60Hz
Test Mode: Transmit by 802.11ax-HE40 at Channel 5510MHz (CDD Mode)	

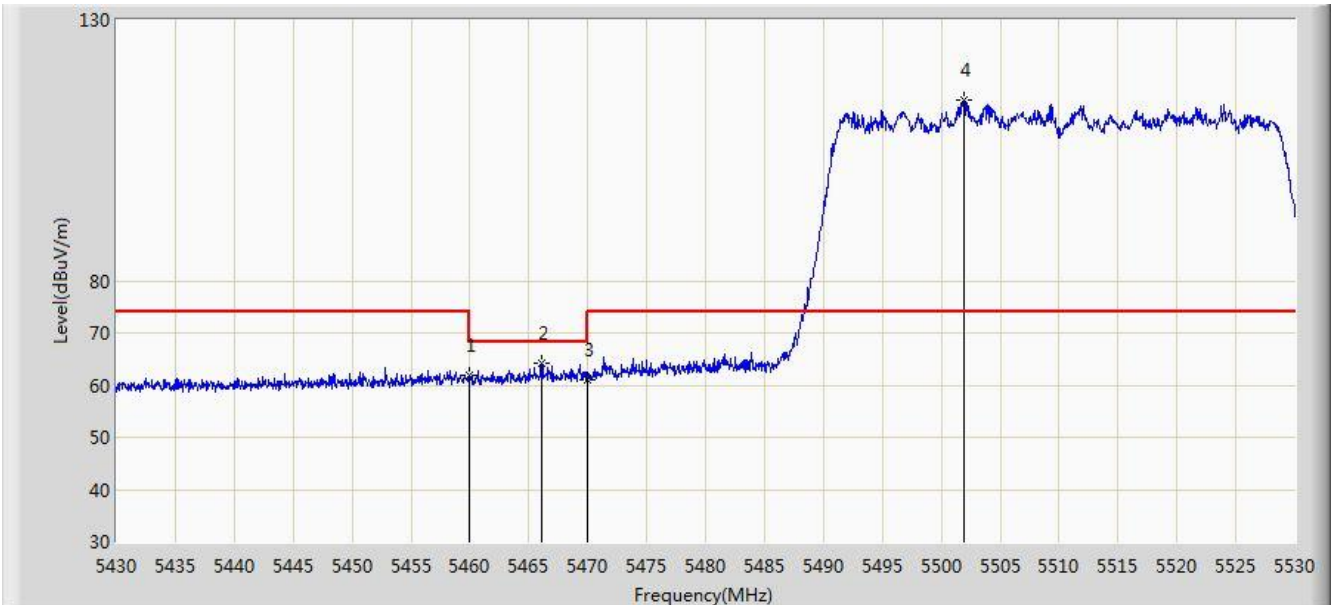


No	Flag	Mark	Frequency (MHz)	Measure Level (dBuV/m)	Reading Level (dBuV)	Over Limit (dB)	Limit (dBuV/m)	Factor (dB)	Type
1			5460.000	47.702	41.249	-6.298	54.000	6.452	AV
2			5506.400	92.979	86.546	N/A	N/A	6.433	AV

Note: Measure Level (dB $\mu$ V/m) = Reading Level (dB $\mu$ V) + Factor (dB)

Factor (dB) = Cable Loss (dB) + Antenna Factor (dB/m) - Pre\_Amplifier Gain (dB)

Site: AC2	Time: 2018/08/09 - 20:18
Limit: FCC_Part15.209_RE(3m)	Engineer: Dandy Li
Probe: BBHA9120D_1-18GHz	Polarity: Vertical
EUT: AX6000 MU-MIMO Wi-Fi Router	Power: AC 120V/60Hz
Test Mode: Transmit by 802.11ax-HE40 at Channel 5510MHz (CDD Mode)	

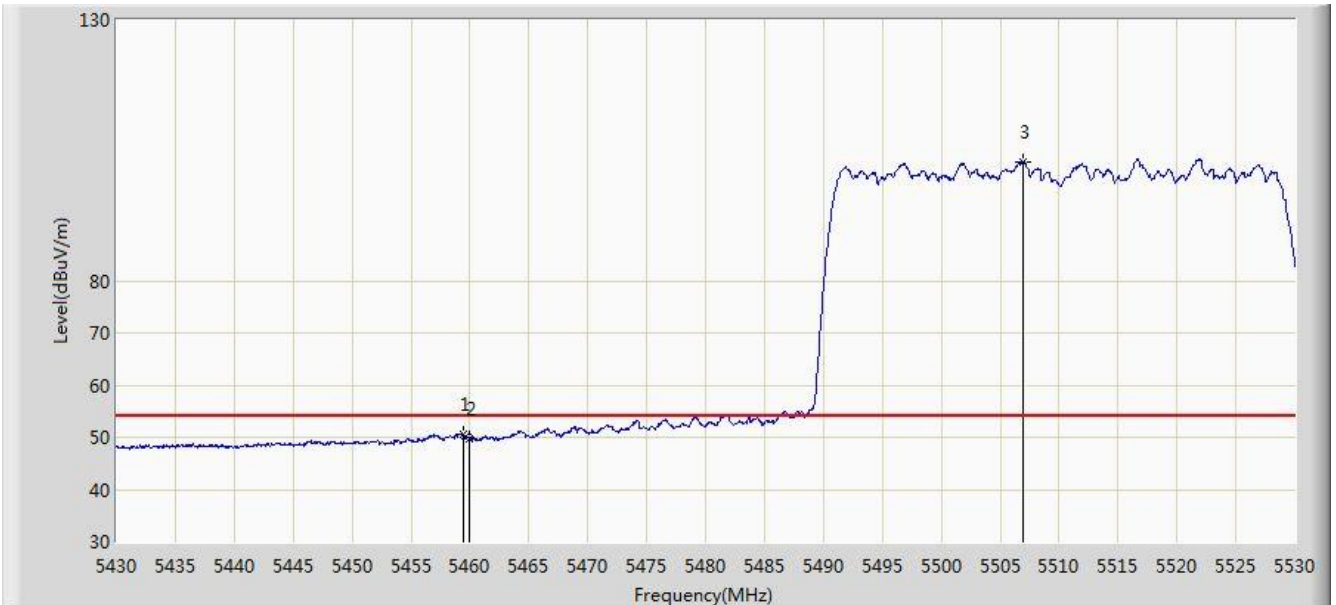


No	Flag	Mark	Frequency (MHz)	Measure Level (dBuV/m)	Reading Level (dBuV)	Over Limit (dB)	Limit (dBuV/m)	Factor (dB)	Type
1			5460.000	61.868	55.415	-12.132	74.000	6.452	PK
2			5466.150	64.297	57.846	-3.903	68.200	6.451	PK
3			5470.000	61.133	54.683	-7.067	68.200	6.451	PK
4			5501.950	114.499	108.077	N/A	N/A	6.423	PK

Note: Measure Level (dBμV/m) = Reading Level (dBμV) + Factor (dB)

Factor (dB) = Cable Loss (dB) + Antenna Factor (dB/m) - Pre\_Amplifier Gain (dB)

Site: AC2	Time: 2018/08/09 - 20:19
Limit: FCC_Part15.209_RE(3m)	Engineer: Dandy Li
Probe: BBHA9120D_1-18GHz	Polarity: Vertical
EUT: AX6000 MU-MIMO Wi-Fi Router	Power: AC 120V/60Hz
Test Mode: Transmit by 802.11ax-HE40 at Channel 5510MHz (CDD Mode)	

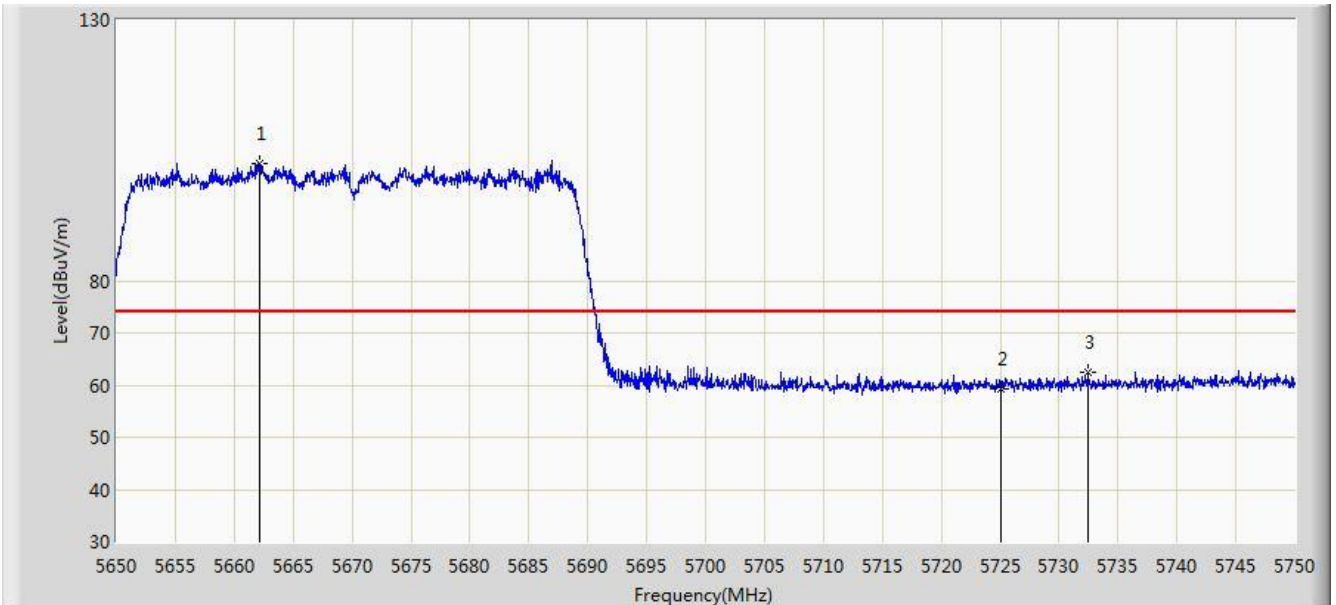


No	Flag	Mark	Frequency (MHz)	Measure Level (dBuV/m)	Reading Level (dBuV)	Over Limit (dB)	Limit (dBuV/m)	Factor (dB)	Type
1			5459.450	50.598	44.145	-3.402	54.000	6.452	AV
2			5460.000	49.851	43.398	-4.149	54.000	6.452	AV
3			5506.950	102.842	96.406	N/A	N/A	6.436	AV

Note: Measure Level (dBμV/m) = Reading Level (dBμV) + Factor (dB)

Factor (dB) = Cable Loss (dB) + Antenna Factor (dB/m) - Pre\_Amplifier Gain (dB)

Site: AC2	Time: 2018/08/09 - 20:25
Limit: FCC_Part15.209_RE(3m)	Engineer: Dandy Li
Probe: BBHA9120D_1-18GHz	Polarity: Horizontal
EUT: AX6000 MU-MIMO Wi-Fi Router	Power: AC 120V/60Hz
Test Mode: Transmit by 802.11ax-HE40 at Channel 5670MHz (CDD Mode)	

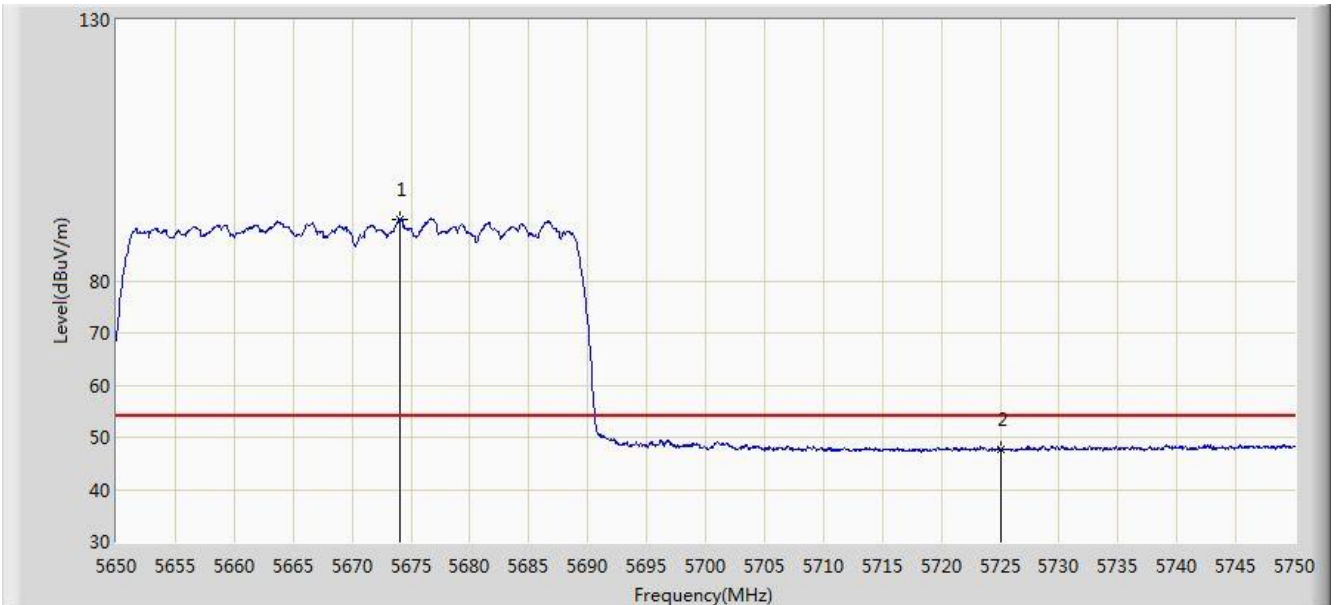


No	Flag	Mark	Frequency (MHz)	Measure Level (dBuV/m)	Reading Level (dBuV)	Over Limit (dB)	Limit (dBuV/m)	Factor (dB)	Type
1			5662.100	102.590	95.566	N/A	N/A	7.023	PK
2			5725.000	59.384	52.219	-14.616	74.000	7.165	PK
3			5732.500	62.450	55.211	-11.550	74.000	7.239	PK

Note: Measure Level (dB $\mu$ V/m) = Reading Level (dB $\mu$ V) + Factor (dB)

Factor (dB) = Cable Loss (dB) + Antenna Factor (dB/m) - Pre\_Amplifier Gain (dB)

Site: AC2	Time: 2018/08/09 - 20:26
Limit: FCC_Part15.209_RE(3m)	Engineer: Dandy Li
Probe: BBHA9120D_1-18GHz	Polarity: Horizontal
EUT: AX6000 MU-MIMO Wi-Fi Router	Power: AC 120V/60Hz
Test Mode: Transmit by 802.11ax-HE40 at Channel 5670MHz (CDD Mode)	



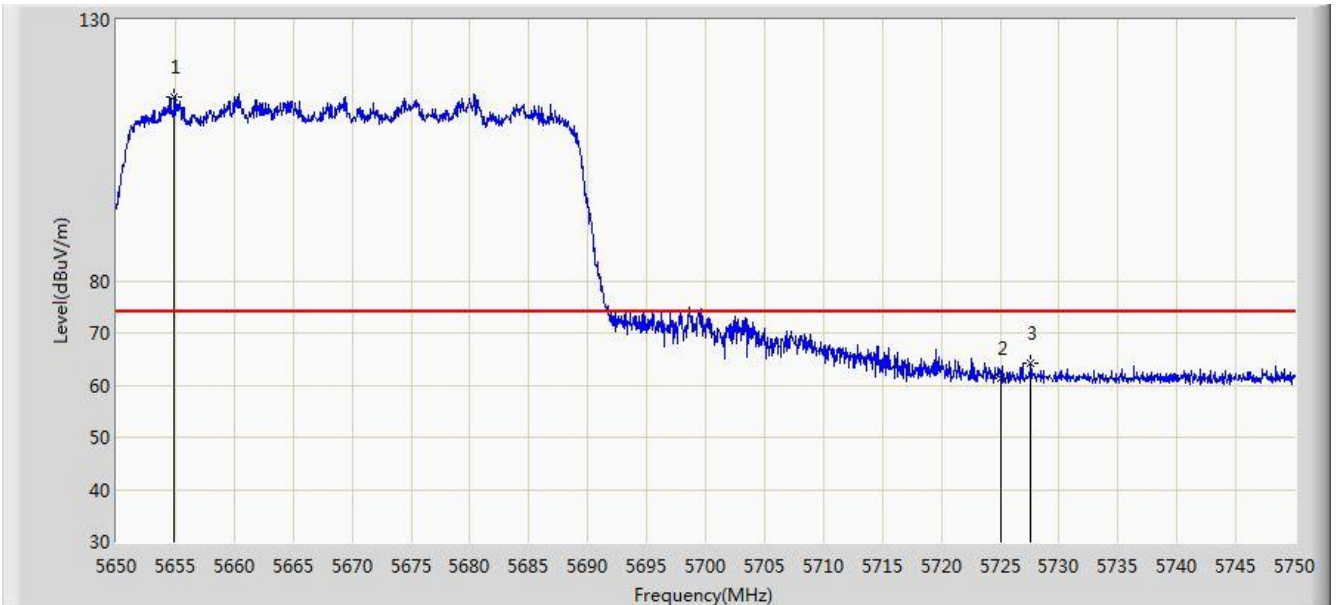
No	Flag	Mark	Frequency (MHz)	Measure Level (dBuV/m)	Reading Level (dBuV)	Over Limit (dB)	Limit (dBuV/m)	Factor (dB)	Type
1			5674.000	91.741	84.742	N/A	N/A	6.999	AV
2			5725.000	47.617	40.452	-6.383	54.000	7.165	AV

Note: Measure Level (dB $\mu$ V/m) = Reading Level (dB $\mu$ V) + Factor (dB)

Factor (dB) = Cable Loss (dB) + Antenna Factor (dB/m) - Pre\_Amplifier Gain (dB)



Site: AC2	Time: 2018/08/09 - 20:23
Limit: FCC_Part15.209_RE(3m)	Engineer: Dandy Li
Probe: BBHA9120D_1-18GHz	Polarity: Vertical
EUT: AX6000 MU-MIMO Wi-Fi Router	Power: AC 120V/60Hz
Test Mode: Transmit by 802.11ax-HE40 at Channel 5670MHz (CDD Mode)	

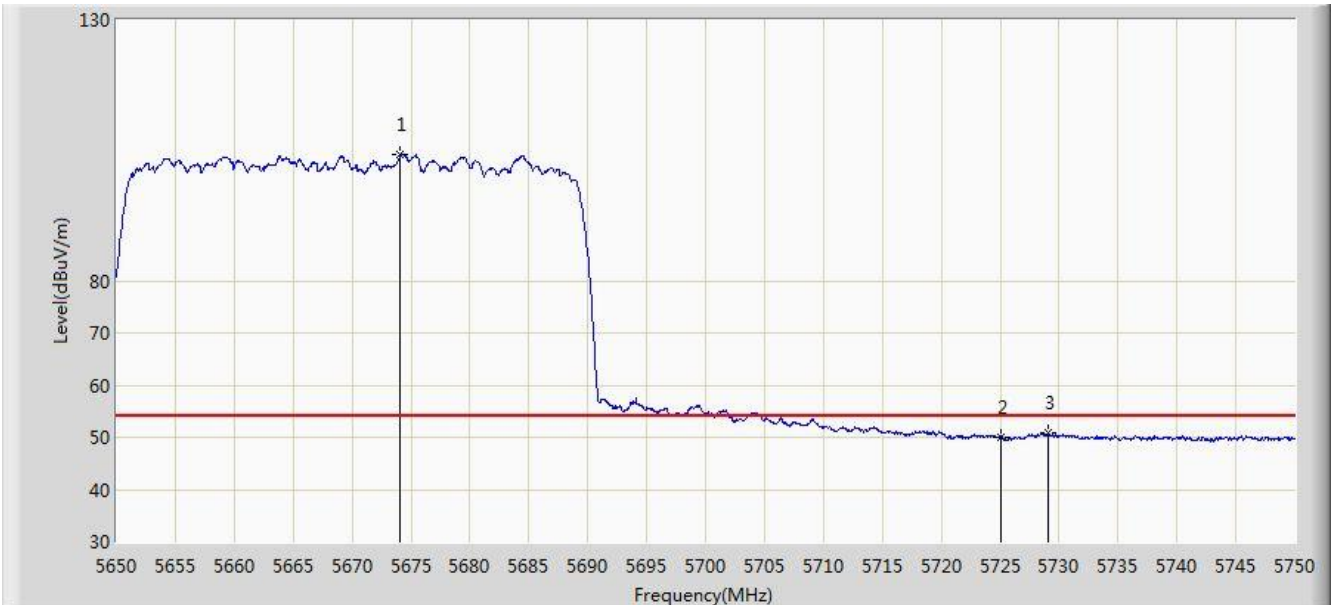


No	Flag	Mark	Frequency (MHz)	Measure Level (dBuV/m)	Reading Level (dBuV)	Over Limit (dB)	Limit (dBuV/m)	Factor (dB)	Type
1			5654.900	115.342	108.328	N/A	N/A	7.013	PK
2			5725.000	61.396	54.231	-12.604	74.000	7.165	PK
3			5727.600	64.272	57.081	-9.728	74.000	7.191	PK

Note: Measure Level (dB $\mu$ V/m) = Reading Level (dB $\mu$ V) + Factor (dB)

Factor (dB) = Cable Loss (dB) + Antenna Factor (dB/m) - Pre\_Amplifier Gain (dB)

Site: AC2	Time: 2018/08/09 - 20:24
Limit: FCC_Part15.209_RE(3m)	Engineer: Dandy Li
Probe: BBHA9120D_1-18GHz	Polarity: Vertical
EUT: AX6000 MU-MIMO Wi-Fi Router	Power: AC 120V/60Hz
Test Mode: Transmit by 802.11ax-HE40 at Channel 5670MHz (CDD Mode)	

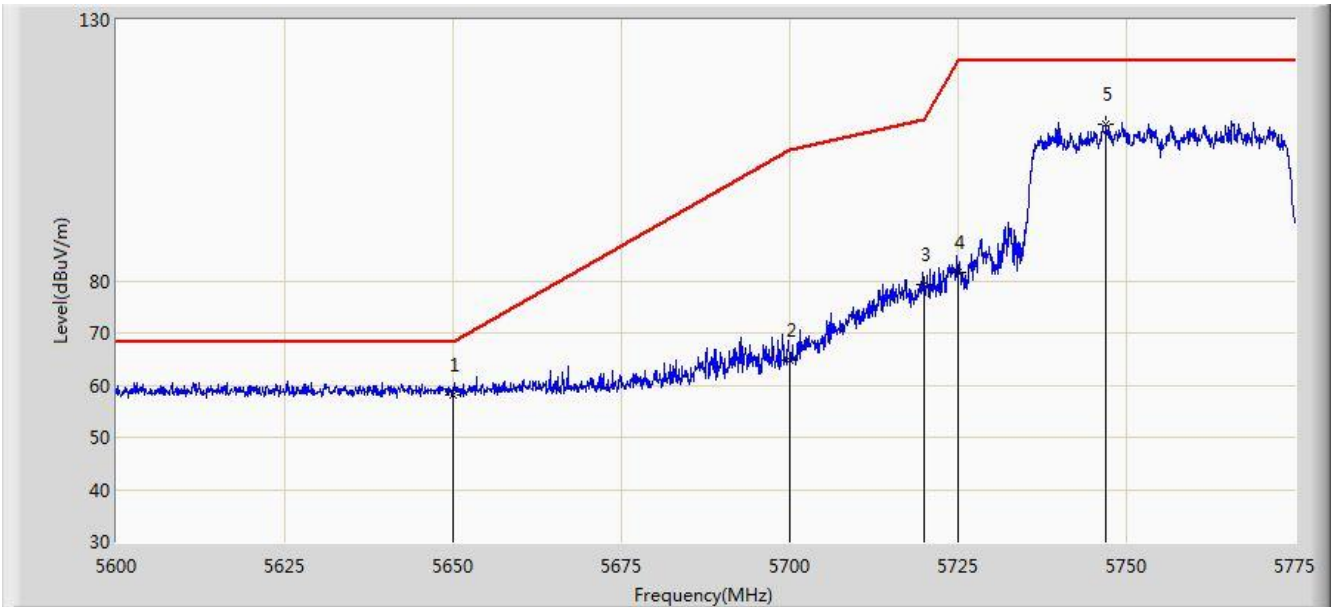


No	Flag	Mark	Frequency (MHz)	Measure Level (dBuV/m)	Reading Level (dBuV)	Over Limit (dB)	Limit (dBuV/m)	Factor (dB)	Type
1			5674.100	104.095	97.096	N/A	N/A	6.999	AV
2			5725.000	50.023	42.858	-3.977	54.000	7.165	AV
3			5729.100	50.942	43.736	-3.058	54.000	7.207	AV

Note: Measure Level (dB $\mu$ V/m) = Reading Level (dB $\mu$ V) + Factor (dB)

Factor (dB) = Cable Loss (dB) + Antenna Factor (dB/m) - Pre\_Amplifier Gain (dB)

Site: AC2	Time: 2018/08/09 - 20:31
Limit: FCC_Part15.407_RE(3m)_Bandedge	Engineer: Dandy Li
Probe: BBHA9120D_1-18GHz	Polarity: Horizontal
EUT: AX6000 MU-MIMO Wi-Fi Router	Power: AC 120V/60Hz
Test Mode: Transmit by 802.11ax-HE40 at Channel 5755MHz (CDD Mode)	

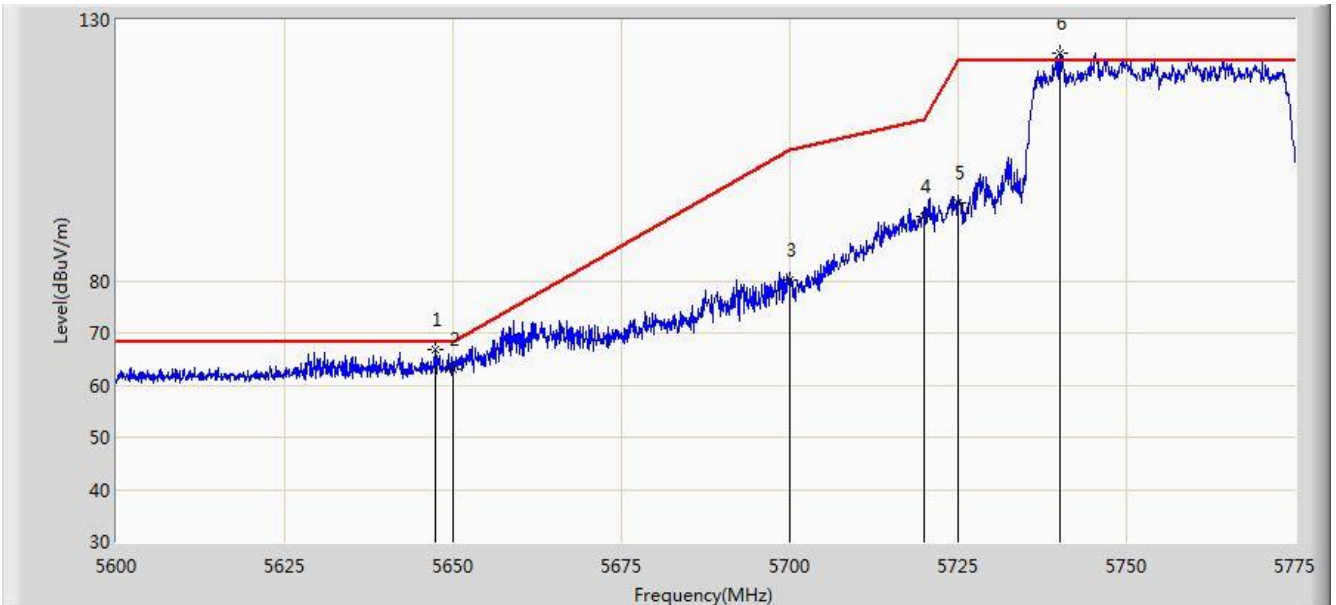


No	Flag	Mark	Frequency (MHz)	Measure Level (dBuV/m)	Reading Level (dBuV)	Over Limit (dB)	Limit (dBuV/m)	Factor (dB)	Type
1			5650.000	58.113	51.130	-10.087	68.200	6.983	PK
2			5700.000	64.754	57.776	-40.446	105.200	6.978	PK
3			5720.000	79.407	72.293	-31.393	110.800	7.114	PK
4			5725.000	81.667	74.502	-40.533	122.200	7.165	PK
5			5747.000	109.866	102.499	N/A	N/A	7.367	PK

Note: Measure Level (dB $\mu$ V/m) = Reading Level (dB $\mu$ V) + Factor (dB)

Factor (dB) = Cable Loss (dB) + Antenna Factor (dB/m) - Pre\_Amplifier Gain (dB)

Site: AC2	Time: 2018/08/09 - 20:29
Limit: FCC_Part15.407_RE(3m)_Bandedge	Engineer: Dandy Li
Probe: BBHA9120D_1-18GHz	Polarity: Vertical
EUT: AX6000 MU-MIMO Wi-Fi Router	Power: AC 120V/60Hz
Test Mode: Transmit by 802.11ax-HE40 at Channel 5755MHz (CDD Mode)	

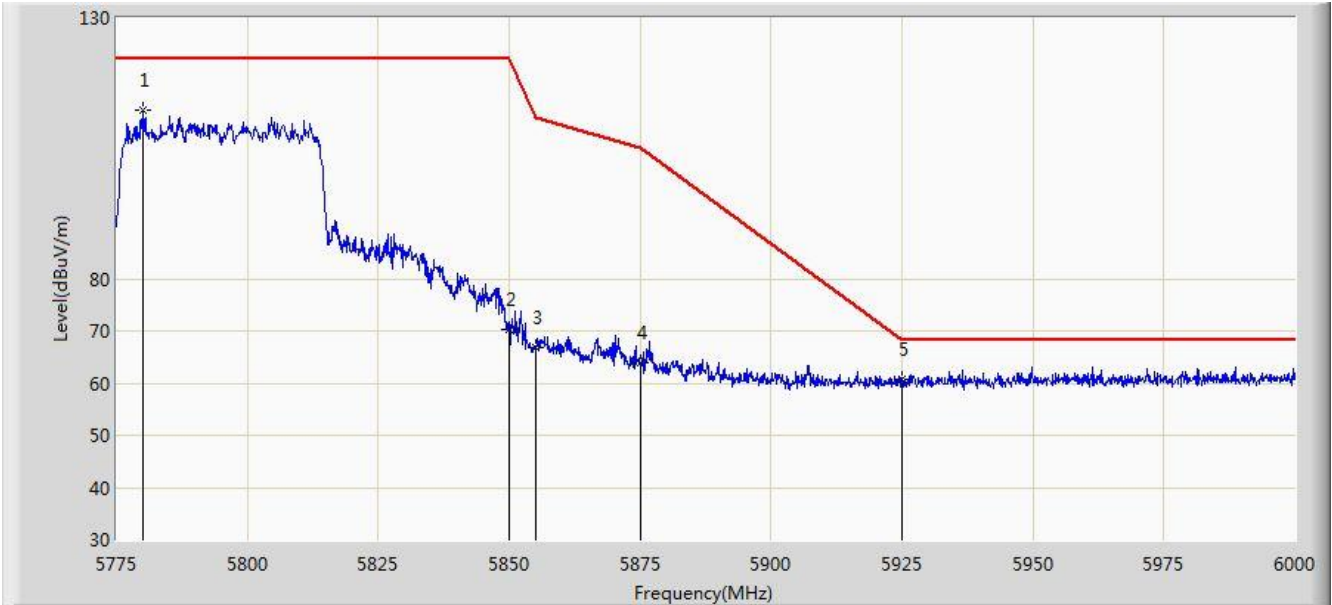


No	Flag	Mark	Frequency (MHz)	Measure Level (dBuV/m)	Reading Level (dBuV)	Over Limit (dB)	Limit (dBuV/m)	Factor (dB)	Type
1			5647.337	66.805	59.837	-1.395	68.200	6.967	PK
2			5650.000	63.156	56.173	-5.044	68.200	6.983	PK
3			5700.000	80.185	73.207	-25.015	105.200	6.978	PK
4			5720.000	92.204	85.090	-18.596	110.800	7.114	PK
5			5725.000	94.850	87.685	-27.350	122.200	7.165	PK
6			5740.087	123.669	116.357	N/A	N/A	7.312	PK

Note: Measure Level (dBμV/m) = Reading Level (dBμV) + Factor (dB)

Factor (dB) = Cable Loss (dB) + Antenna Factor (dB/m) - Pre\_Amplifier Gain (dB)

Site: AC2	Time: 2018/08/09 - 20:34
Limit: FCC_Part15.407_RE(3m)_Bandedge	Engineer: Dandy Li
Probe: BBHA9120D_1-18GHz	Polarity: Horizontal
EUT: AX6000 MU-MIMO Wi-Fi Router	Power: AC 120V/60Hz
Test Mode: Transmit by 802.11ax-HE40 at Channel 5795MHz (CDD Mode)	

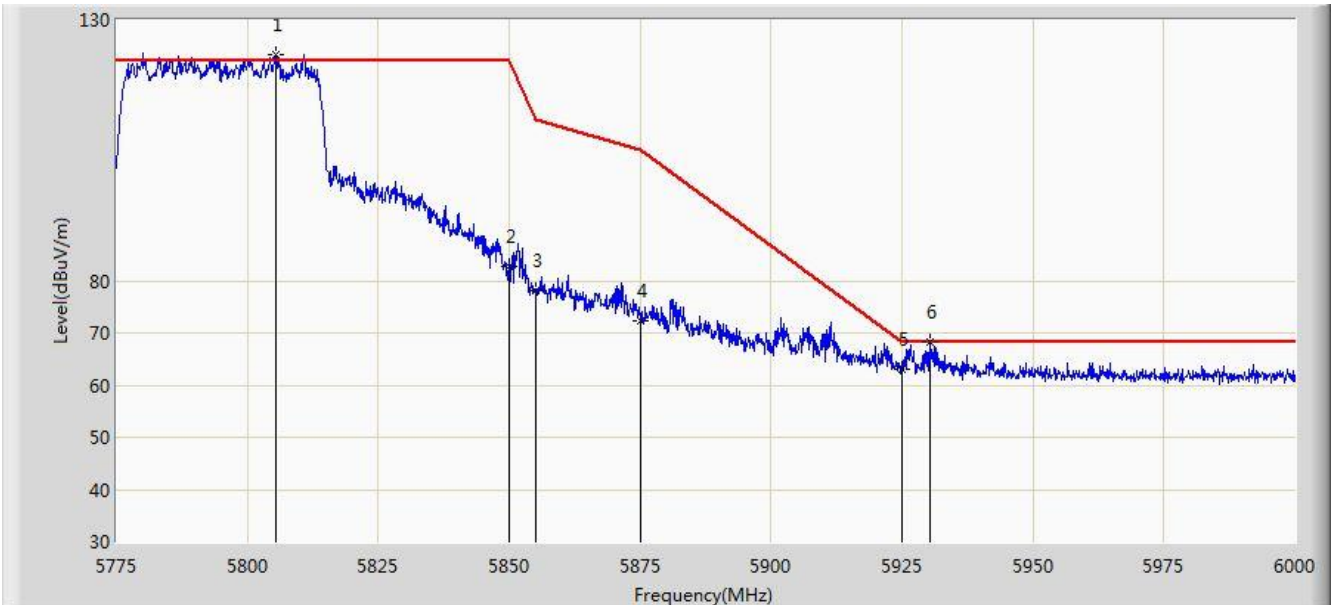


No	Flag	Mark	Frequency (MHz)	Measure Level (dBuV/m)	Reading Level (dBuV)	Over Limit (dB)	Limit (dBuV/m)	Factor (dB)	Type
1			5779.950	112.256	104.826	N/A	N/A	7.431	PK
2			5850.000	70.319	62.420	-51.881	122.200	7.899	PK
3			5855.000	66.947	59.041	-43.853	110.800	7.905	PK
4			5875.000	63.842	55.934	-41.358	105.200	7.909	PK
5			5925.000	60.600	52.567	-7.600	68.200	8.033	PK

Note: Measure Level (dBμV/m) = Reading Level (dBμV) + Factor (dB)

Factor (dB) = Cable Loss (dB) + Antenna Factor (dB/m) - Pre\_Amplifier Gain (dB)

Site: AC2	Time: 2018/08/09 - 20:33
Limit: FCC_Part15.407_RE(3m)_Bandedge	Engineer: Dandy Li
Probe: BBHA9120D_1-18GHz	Polarity: Vertical
EUT: AX6000 MU-MIMO Wi-Fi Router	Power: AC 120V/60Hz
Test Mode: Transmit by 802.11ax-HE40 at Channel 5795MHz (CDD Mode)	

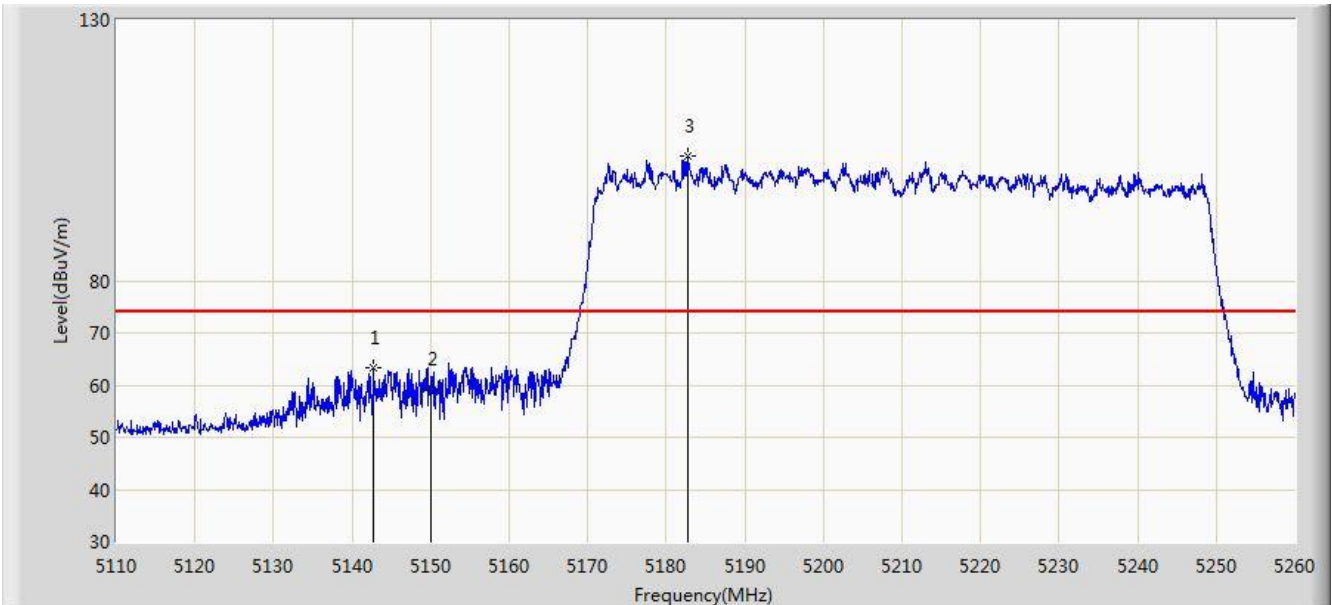


No	Flag	Mark	Frequency (MHz)	Measure Level (dBuV/m)	Reading Level (dBuV)	Over Limit (dB)	Limit (dBuV/m)	Factor (dB)	Type
1			5805.487	123.328	115.794	N/A	N/A	7.534	PK
2			5850.000	82.672	74.773	-39.528	122.200	7.899	PK
3			5855.000	78.159	70.253	-32.641	110.800	7.905	PK
4			5875.000	72.252	64.344	-32.948	105.200	7.909	PK
5			5925.000	62.932	54.899	-5.268	68.200	8.033	PK
6			5930.475	68.145	60.077	-0.055	68.200	8.069	PK

Note: Measure Level (dB $\mu$ V/m) = Reading Level (dB $\mu$ V) + Factor (dB)

Factor (dB) = Cable Loss (dB) + Antenna Factor (dB/m) - Pre\_Amplifier Gain (dB)

Site: AC2	Time: 2018/08/10 - 17:40
Limit: FCC_Part15.209_RE(3m)	Engineer: Dandy Li
Probe: BBHA9120D_1-18GHz	Polarity: Horizontal
EUT: AX6000 MU-MIMO Wi-Fi Router	Power: AC 120V/60Hz
Test Mode: Transmit by 802.11ax-HE80 at Channel 5210MHz (CDD Mode)	

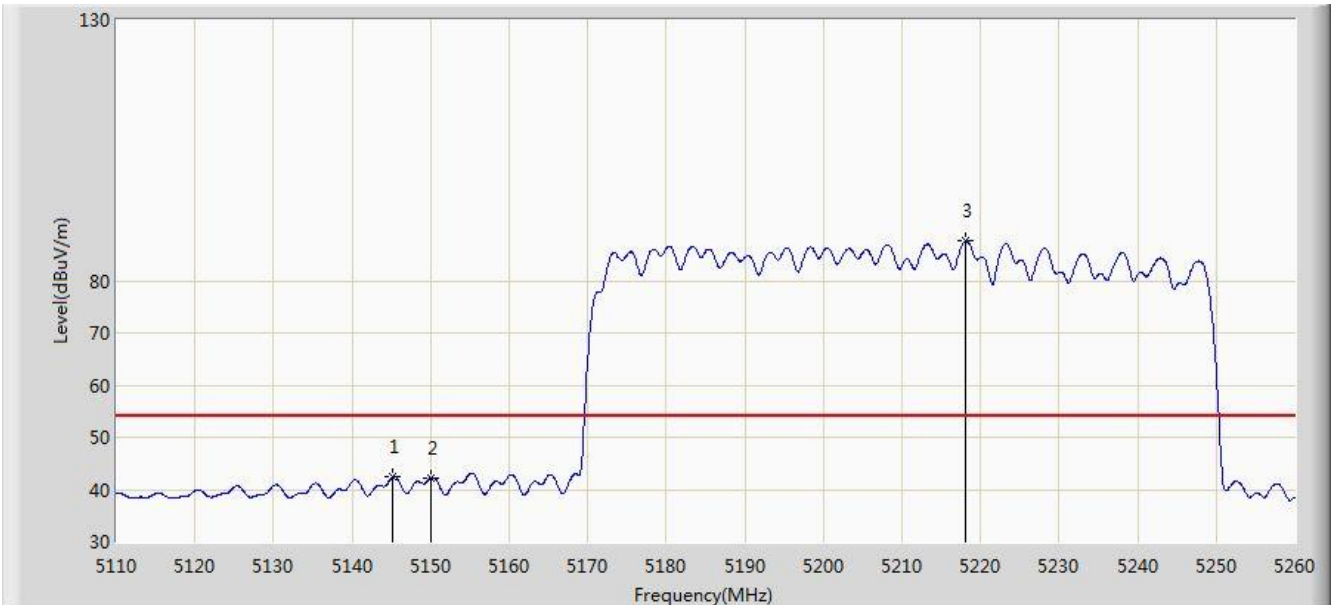


No	Flag	Mark	Frequency (MHz)	Measure Level (dBuV/m)	Reading Level (dBuV)	Over Limit (dB)	Limit (dBuV/m)	Factor (dB)	Type
1			5142.775	63.289	57.185	-10.711	74.000	6.104	PK
2			5150.000	59.312	53.189	-14.688	74.000	6.123	PK
3			5182.675	103.953	97.873	N/A	N/A	6.080	PK

Note: Measure Level (dBμV/m) = Reading Level (dBμV) + Factor (dB)

Factor (dB) = Cable Loss (dB) + Antenna Factor (dB/m) - Pre\_Amplifier Gain (dB)

Site: AC2	Time: 2018/08/10 - 17:41
Limit: FCC_Part15.209_RE(3m)	Engineer: Dandy Li
Probe: BBHA9120D_1-18GHz	Polarity: Horizontal
EUT: AX6000 MU-MIMO Wi-Fi Router	Power: AC 120V/60Hz
Test Mode: Transmit by 802.11ax-HE80 at Channel 5210MHz (CDD Mode)	



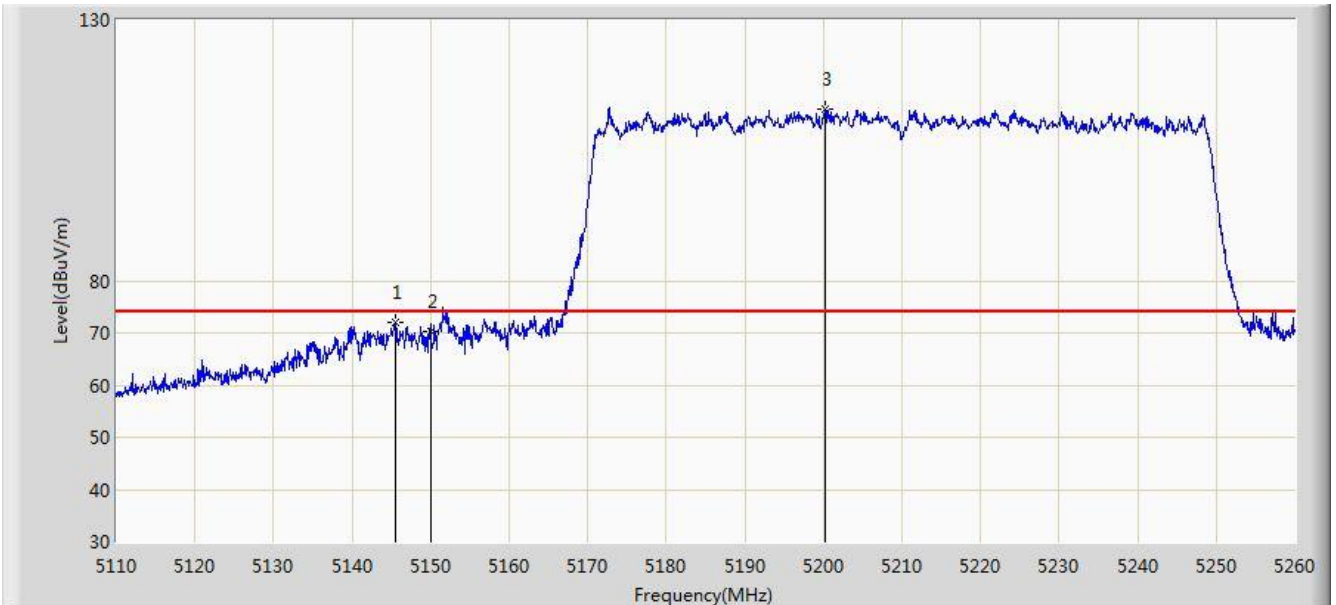
No	Flag	Mark	Frequency (MHz)	Measure Level (dBuV/m)	Reading Level (dBuV)	Over Limit (dB)	Limit (dBuV/m)	Factor (dB)	Type
1			5145.175	42.410	36.299	-11.590	54.000	6.111	AV
2			5150.000	42.203	36.080	-11.797	54.000	6.123	AV
3			5218.075	87.624	81.834	N/A	N/A	5.790	AV

Note: Measure Level (dB $\mu$ V/m) = Reading Level (dB $\mu$ V) + Factor (dB)

Factor (dB) = Cable Loss (dB) + Antenna Factor (dB/m) - Pre\_Amplifier Gain (dB)



Site: AC2	Time: 2018/08/10 - 17:37
Limit: FCC_Part15.209_RE(3m)	Engineer: Dandy Li
Probe: BBHA9120D_1-18GHz	Polarity: Vertical
EUT: AX6000 MU-MIMO Wi-Fi Router	Power: AC 120V/60Hz
Test Mode: Transmit by 802.11ax-HE80 at Channel 5210MHz (CDD Mode)	

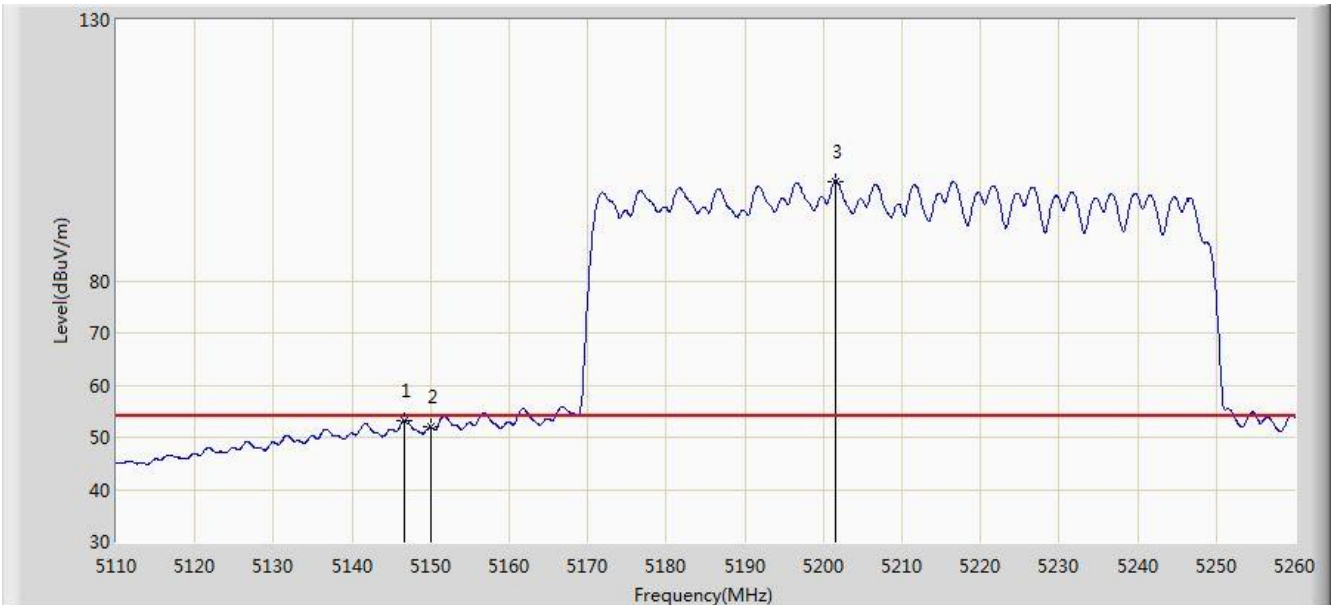


No	Flag	Mark	Frequency (MHz)	Measure Level (dBuV/m)	Reading Level (dBuV)	Over Limit (dB)	Limit (dBuV/m)	Factor (dB)	Type
1			5145.550	72.106	65.994	-1.894	74.000	6.111	PK
2			5150.000	70.243	64.120	-3.757	74.000	6.123	PK
3			5200.300	113.008	107.069	N/A	N/A	5.939	PK

Note: Measure Level (dBμV/m) = Reading Level (dBμV) + Factor (dB)

Factor (dB) = Cable Loss (dB) + Antenna Factor (dB/m) - Pre\_Amplifier Gain (dB)

Site: AC2	Time: 2018/08/10 - 17:35
Limit: FCC_Part15.209_RE(3m)	Engineer: Dandy Li
Probe: BBHA9120D_1-18GHz	Polarity: Vertical
EUT: AX6000 MU-MIMO Wi-Fi Router	Power: AC 120V/60Hz
Test Mode: Transmit by 802.11ax-HE80 at Channel 5210MHz (CDD Mode)	

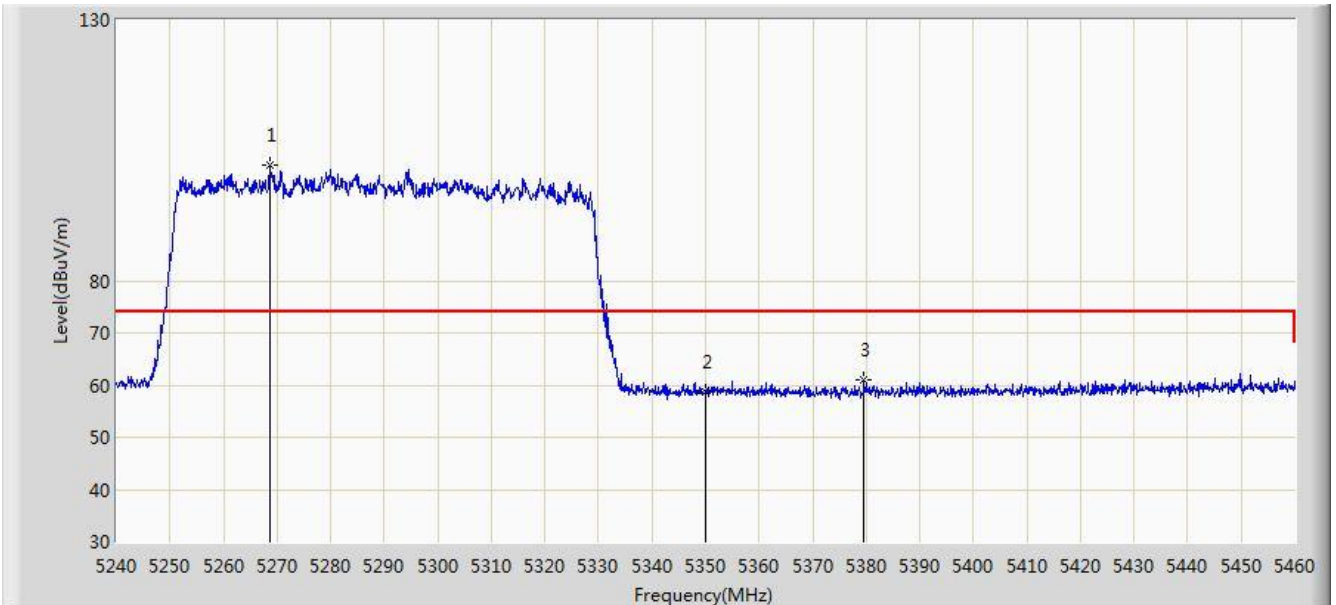


No	Flag	Mark	Frequency (MHz)	Measure Level (dBuV/m)	Reading Level (dBuV)	Over Limit (dB)	Limit (dBuV/m)	Factor (dB)	Type
1			5146.675	53.331	47.216	-0.669	54.000	6.115	AV
2			5150.000	51.934	45.811	-2.066	54.000	6.123	AV
3			5201.500	99.125	93.198	N/A	N/A	5.928	AV

Note: Measure Level (dB $\mu$ V/m) = Reading Level (dB $\mu$ V) + Factor (dB)

Factor (dB) = Cable Loss (dB) + Antenna Factor (dB/m) - Pre\_Amplifier Gain (dB)

Site: AC2	Time: 2018/08/09 - 20:49
Limit: FCC_Part15.209_RE(3m)	Engineer: Dandy Li
Probe: BBHA9120D_1-18GHz	Polarity: Horizontal
EUT: AX6000 MU-MIMO Wi-Fi Router	Power: AC 120V/60Hz
Test Mode: Transmit by 802.11ax-HE80 at Channel 5290MHz (CDD Mode)	

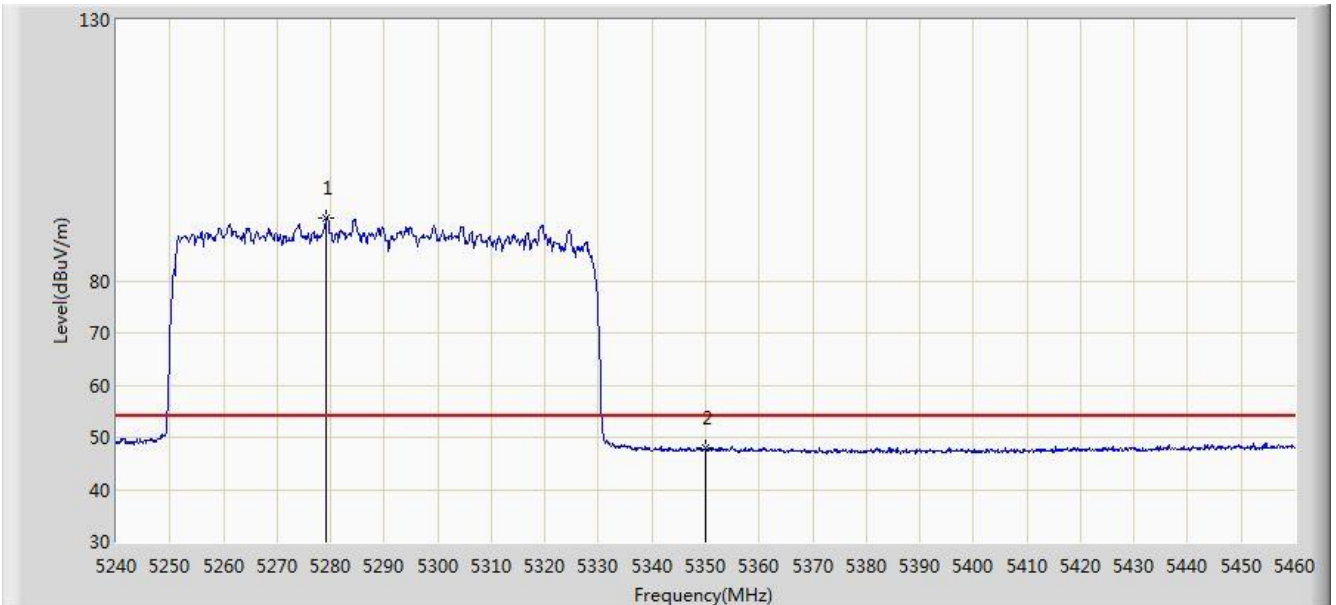


No	Flag	Mark	Frequency (MHz)	Measure Level (dBuV/m)	Reading Level (dBuV)	Over Limit (dB)	Limit (dBuV/m)	Factor (dB)	Type
1			5268.600	102.300	96.457	N/A	N/A	5.843	PK
2			5350.000	58.563	52.580	-15.437	74.000	5.983	PK
3			5379.590	60.969	54.845	-13.031	74.000	6.124	PK

Note: Measure Level (dB $\mu$ V/m) = Reading Level (dB $\mu$ V) + Factor (dB)

Factor (dB) = Cable Loss (dB) + Antenna Factor (dB/m) - Pre\_Amplifier Gain (dB)

Site: AC2	Time: 2018/08/09 - 20:50
Limit: FCC_Part15.209_RE(3m)	Engineer: Dandy Li
Probe: BBHA9120D_1-18GHz	Polarity: Horizontal
EUT: AX6000 MU-MIMO Wi-Fi Router	Power: AC 120V/60Hz
Test Mode: Transmit by 802.11ax-HE80 at Channel 5290MHz (CDD Mode)	

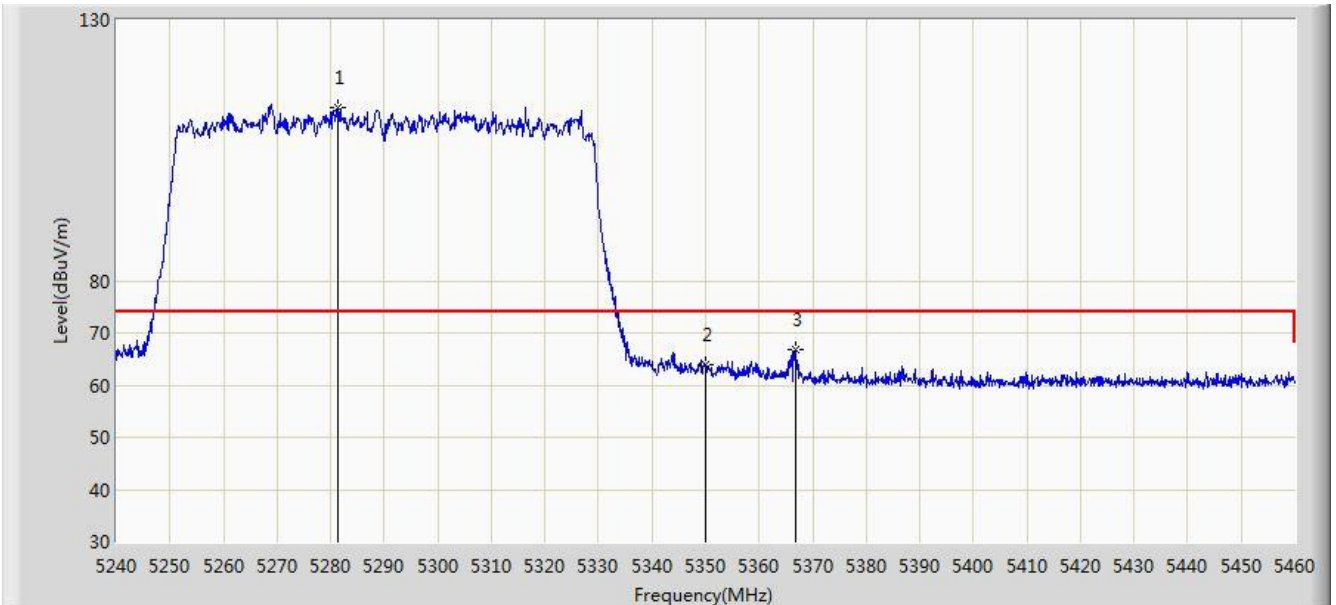


No	Flag	Mark	Frequency (MHz)	Measure Level (dBuV/m)	Reading Level (dBuV)	Over Limit (dB)	Limit (dBuV/m)	Factor (dB)	Type
1			5279.270	92.118	86.310	N/A	N/A	5.809	AV
2			5350.000	48.069	42.086	-5.931	54.000	5.983	AV

Note: Measure Level (dB $\mu$ V/m) = Reading Level (dB $\mu$ V) + Factor (dB)

Factor (dB) = Cable Loss (dB) + Antenna Factor (dB/m) - Pre\_Amplifier Gain (dB)

Site: AC2	Time: 2018/08/09 - 20:49
Limit: FCC_Part15.209_RE(3m)	Engineer: Dandy Li
Probe: BBHA9120D_1-18GHz	Polarity: Vertical
EUT: AX6000 MU-MIMO Wi-Fi Router	Power: AC 120V/60Hz
Test Mode: Transmit by 802.11ax-HE80 at Channel 5290MHz (CDD Mode)	

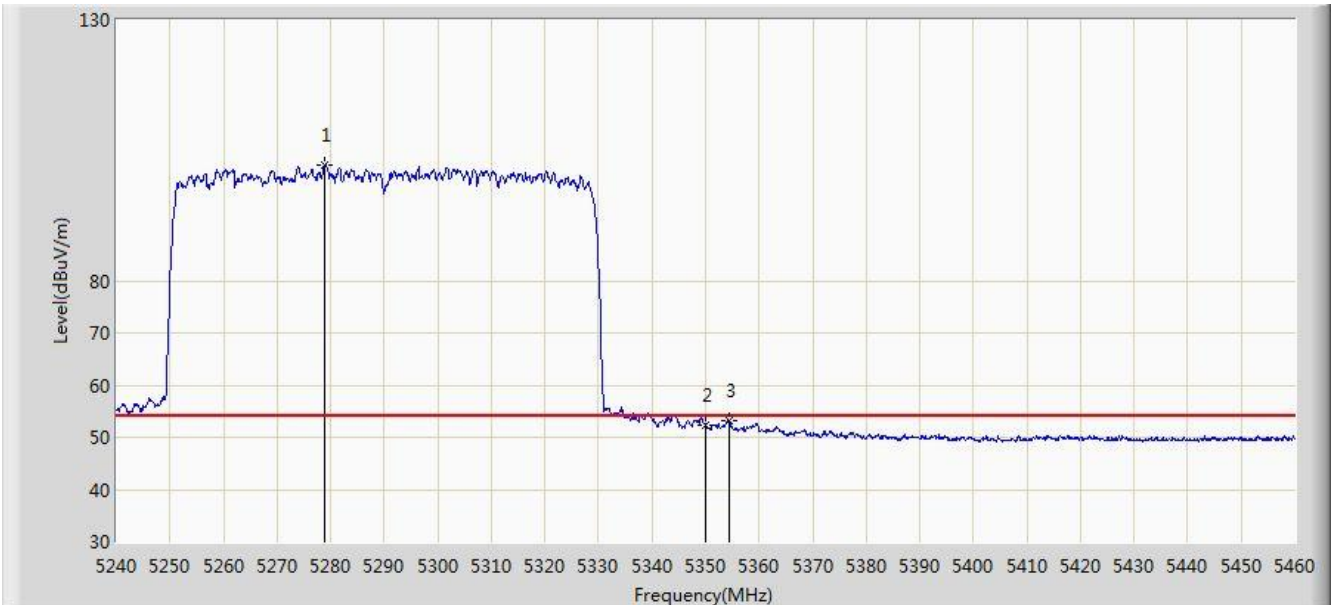


No	Flag	Mark	Frequency (MHz)	Measure Level (dBuV/m)	Reading Level (dBuV)	Over Limit (dB)	Limit (dBuV/m)	Factor (dB)	Type
1			5281.470	113.320	107.519	N/A	N/A	5.801	PK
2			5350.000	63.979	57.996	-10.021	74.000	5.983	PK
3			5366.830	66.846	60.770	-7.154	74.000	6.075	PK

Note: Measure Level (dBμV/m) = Reading Level (dBμV) + Factor (dB)

Factor (dB) = Cable Loss (dB) + Antenna Factor (dB/m) - Pre\_Amplifier Gain (dB)

Site: AC2	Time: 2018/08/09 - 20:47
Limit: FCC_Part15.209_RE(3m)	Engineer: Dandy Li
Probe: BBHA9120D_1-18GHz	Polarity: Vertical
EUT: AX6000 MU-MIMO Wi-Fi Router	Power: AC 120V/60Hz
Test Mode: Transmit by 802.11ax-HE80 at Channel 5290MHz (CDD Mode)	

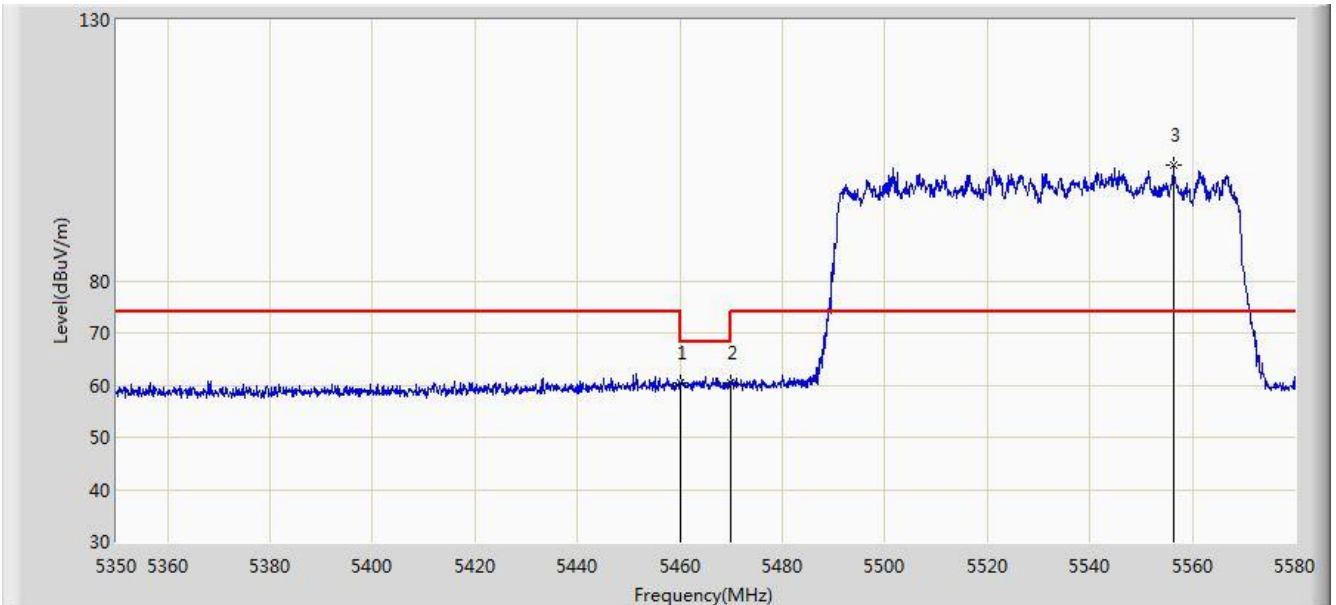


No	Flag	Mark	Frequency (MHz)	Measure Level (dBuV/m)	Reading Level (dBuV)	Over Limit (dB)	Limit (dBuV/m)	Factor (dB)	Type
1			5278.940	102.059	96.250	N/A	N/A	5.809	AV
2			5350.000	52.319	46.336	-1.681	54.000	5.983	AV
3			5354.290	53.293	47.279	-0.707	54.000	6.014	AV

Note: Measure Level (dB $\mu$ V/m) = Reading Level (dB $\mu$ V) + Factor (dB)

Factor (dB) = Cable Loss (dB) + Antenna Factor (dB/m) - Pre\_Amplifier Gain (dB)

Site: AC2	Time: 2018/08/09 - 20:57
Limit: FCC_Part15.209_RE(3m)	Engineer: Dandy Li
Probe: BBHA9120D_1-18GHz	Polarity: Horizontal
EUT: AX6000 MU-MIMO Wi-Fi Router	Power: AC 120V/60Hz
Test Mode: Transmit by 802.11ax-HE80 at Channel 5530MHz (CDD Mode)	

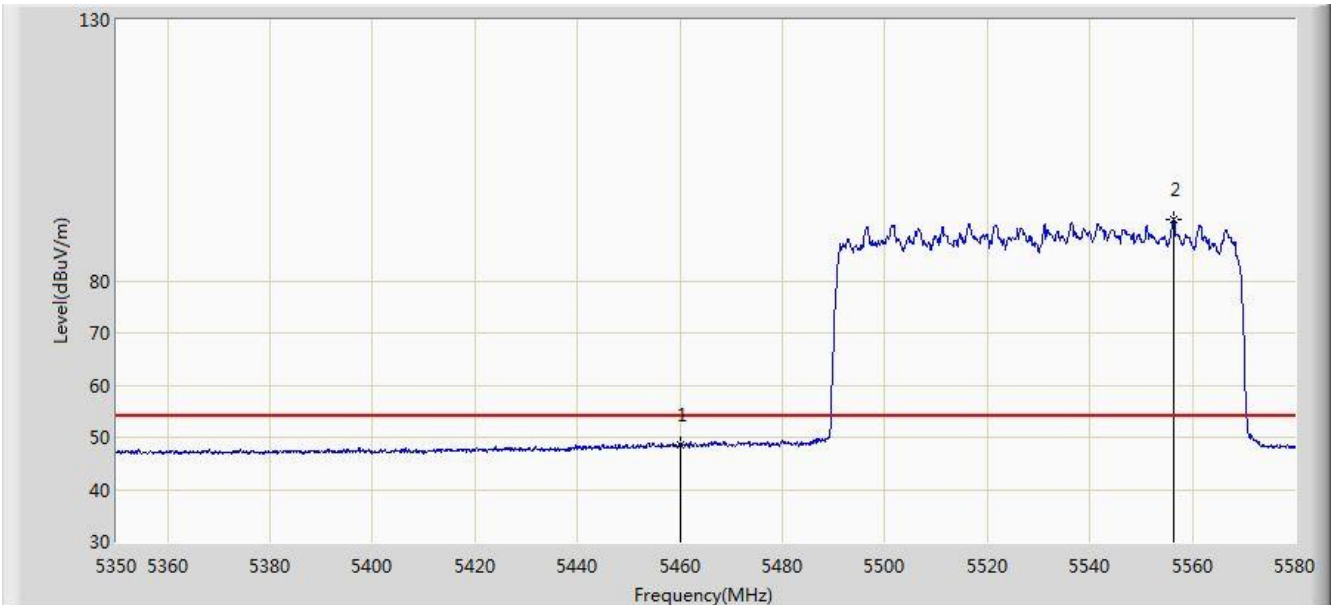


No	Flag	Mark	Frequency (MHz)	Measure Level (dBuV/m)	Reading Level (dBuV)	Over Limit (dB)	Limit (dBuV/m)	Factor (dB)	Type
1			5460.000	60.292	53.839	-13.708	74.000	6.452	PK
2			5470.000	60.529	54.079	-7.671	68.200	6.451	PK
3			5556.310	102.299	95.526	N/A	N/A	6.773	PK

Note: Measure Level (dBuV/m) = Reading Level (dBuV) + Factor (dB)

Factor (dB) = Cable Loss (dB) + Antenna Factor (dB/m) - Pre\_Amplifier Gain (dB)

Site: AC2	Time: 2018/08/09 - 20:58
Limit: FCC_Part15.209_RE(3m)	Engineer: Dandy Li
Probe: BBHA9120D_1-18GHz	Polarity: Horizontal
EUT: AX6000 MU-MIMO Wi-Fi Router	Power: AC 120V/60Hz
Test Mode: Transmit by 802.11ax-HE80 at Channel 5530MHz (CDD Mode)	



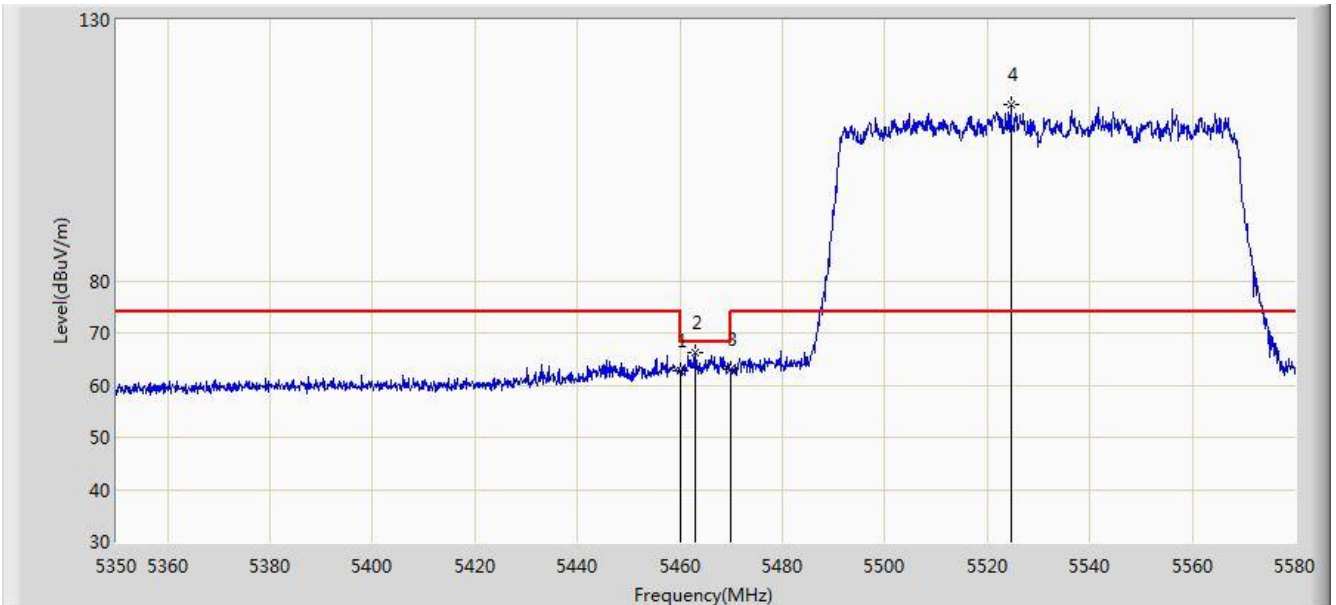
No	Flag	Mark	Frequency (MHz)	Measure Level (dBuV/m)	Reading Level (dBuV)	Over Limit (dB)	Limit (dBuV/m)	Factor (dB)	Type
1			5460.000	48.507	42.054	-5.493	54.000	6.452	AV
2			5556.310	91.714	84.941	N/A	N/A	6.773	AV

Note: Measure Level (dB $\mu$ V/m) = Reading Level (dB $\mu$ V) + Factor (dB)

Factor (dB) = Cable Loss (dB) + Antenna Factor (dB/m) - Pre\_Amplifier Gain (dB)



Site: AC2	Time: 2018/08/09 - 20:56
Limit: FCC_Part15.209_RE(3m)	Engineer: Dandy Li
Probe: BBHA9120D_1-18GHz	Polarity: Vertical
EUT: AX6000 MU-MIMO Wi-Fi Router	Power: AC 120V/60Hz
Test Mode: Transmit by 802.11ax-HE80 at Channel 5530MHz (CDD Mode)	

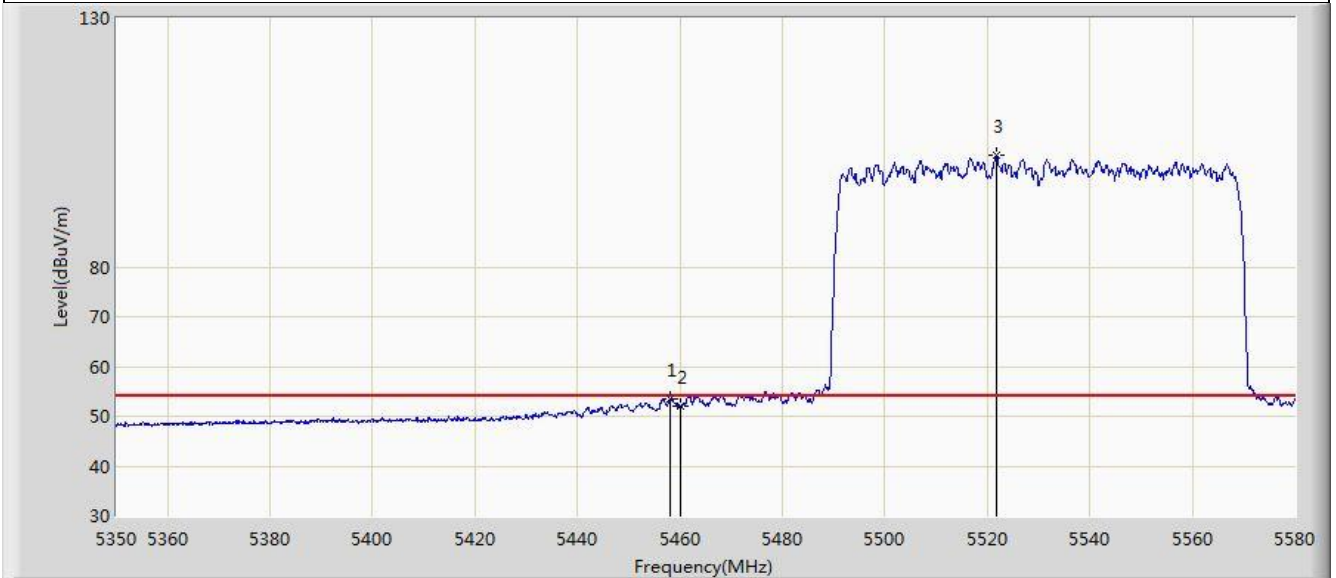


No	Flag	Mark	Frequency (MHz)	Measure Level (dBuV/m)	Reading Level (dBuV)	Over Limit (dB)	Limit (dBuV/m)	Factor (dB)	Type
1			5460.000	62.783	56.330	-11.217	74.000	6.452	PK
2			5462.930	66.191	59.739	-2.009	68.200	6.452	PK
3			5470.000	63.046	56.596	-5.154	68.200	6.451	PK
4			5524.570	113.864	107.323	N/A	N/A	6.542	PK

Note: Measure Level (dBμV/m) = Reading Level (dBμV) + Factor (dB)

Factor (dB) = Cable Loss (dB) + Antenna Factor (dB/m) - Pre\_Amplifier Gain (dB)

Site: AC2	Time: 2018/08/09 - 20:55
Limit: FCC_Part15.209_RE(3m)	Engineer: Dandy Li
Probe: BBHA9120D_1-18GHz	Polarity: Vertical
EUT: AX6000 MU-MIMO Wi-Fi Router	Power: AC 120V/60Hz
Test Mode: Transmit by 802.11ax-HE80 at Channel 5530MHz (CDD Mode)	

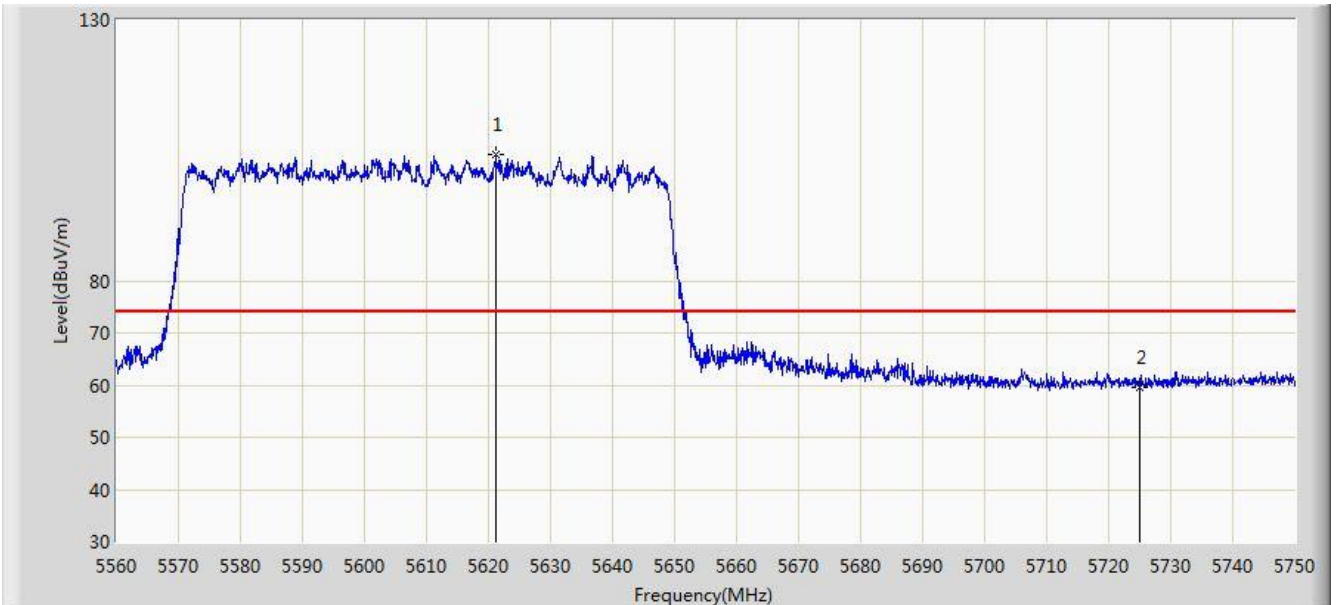


No	Flag	Mark	Frequency (MHz)	Measure Level (dBuV/m)	Reading Level (dBuV)	Over Limit (dB)	Limit (dBuV/m)	Factor (dB)	Type
1			5458.215	53.432	46.979	-0.568	54.000	6.453	AV
2			5460.000	51.979	45.526	-2.021	54.000	6.452	AV
3			5521.695	102.373	95.860	N/A	N/A	6.514	AV

Note: Measure Level (dB $\mu$ V/m) = Reading Level (dB $\mu$ V) + Factor (dB)

Factor (dB) = Cable Loss (dB) + Antenna Factor (dB/m) - Pre\_Amplifier Gain (dB)

Site: AC2	Time: 2018/08/09 - 21:06
Limit: FCC_Part15.209_RE(3m)	Engineer: Dandy Li
Probe: BBHA9120D_1-18GHz	Polarity: Horizontal
EUT: AX6000 MU-MIMO Wi-Fi Router	Power: AC 120V/60Hz
Test Mode: Transmit by 802.11ax-HE80 at Channel 5610MHz (CDD Mode)	

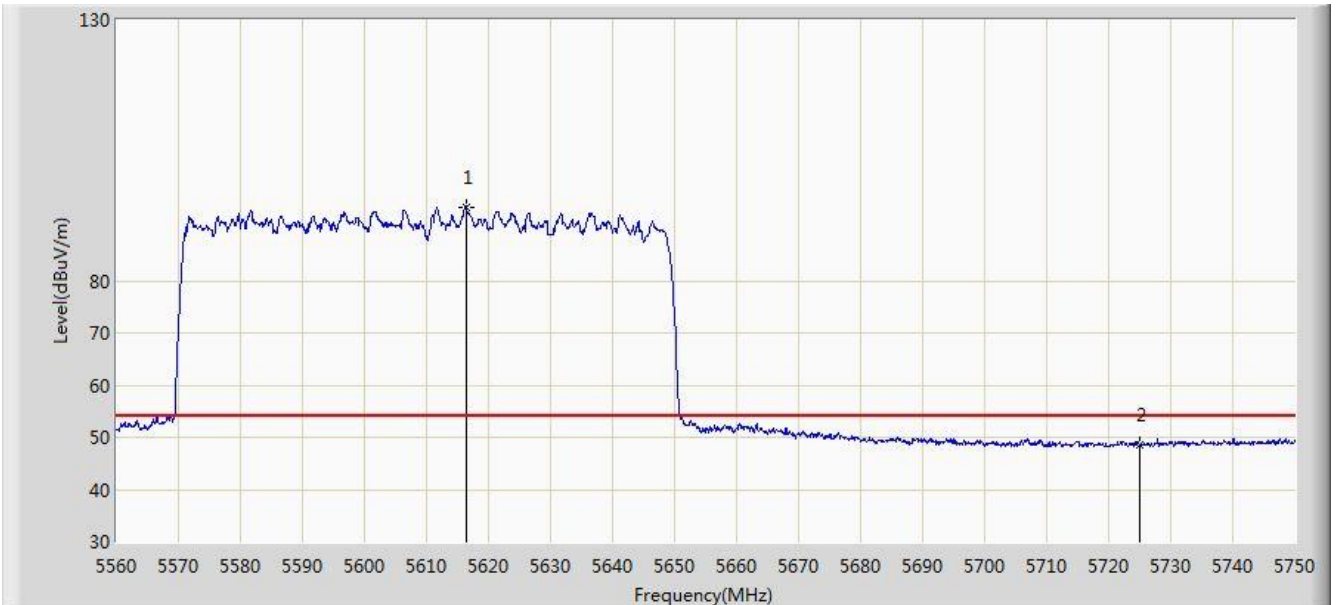


No	Flag	Mark	Frequency (MHz)	Measure Level (dBuV/m)	Reading Level (dBuV)	Over Limit (dB)	Limit (dBuV/m)	Factor (dB)	Type
1			5621.180	104.176	97.407	N/A	N/A	6.769	PK
2			5725.000	59.474	52.309	-14.526	74.000	7.165	PK

Note: Measure Level (dB $\mu$ V/m) = Reading Level (dB $\mu$ V) + Factor (dB)

Factor (dB) = Cable Loss (dB) + Antenna Factor (dB/m) - Pre\_Amplifier Gain (dB)

Site: AC2	Time: 2018/08/09 - 21:07
Limit: FCC_Part15.209_RE(3m)	Engineer: Dandy Li
Probe: BBHA9120D_1-18GHz	Polarity: Horizontal
EUT: AX6000 MU-MIMO Wi-Fi Router	Power: AC 120V/60Hz
Test Mode: Transmit by 802.11ax-HE80 at Channel 5610MHz (CDD Mode)	

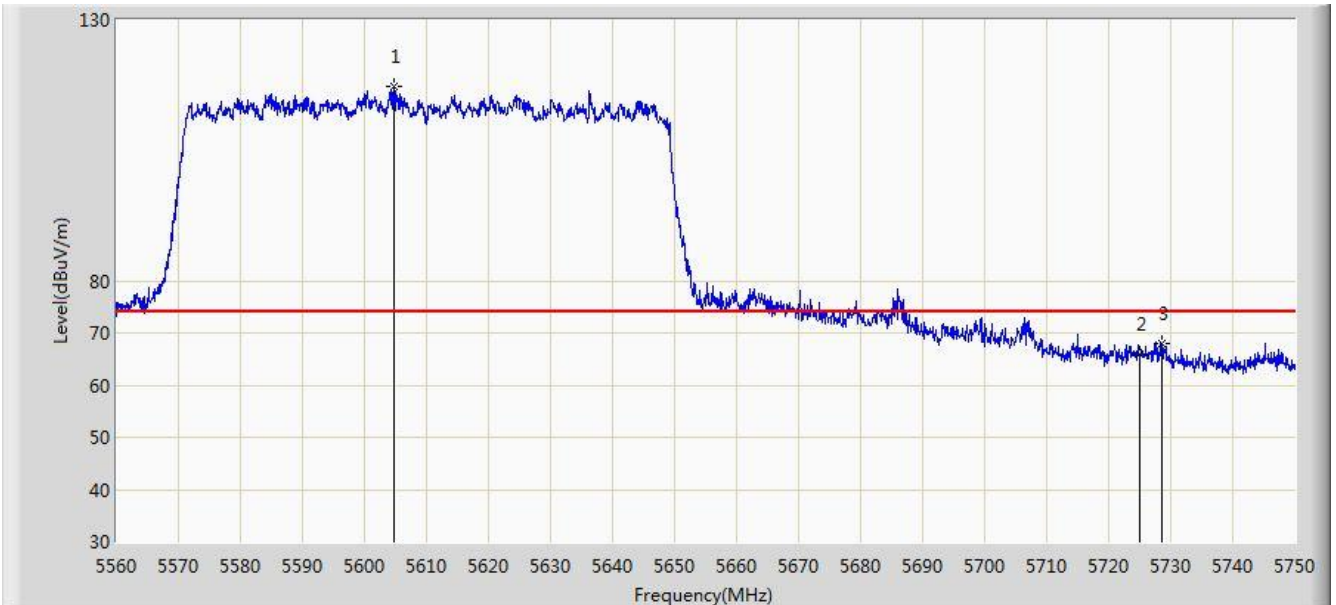


No	Flag	Mark	Frequency (MHz)	Measure Level (dBuV/m)	Reading Level (dBuV)	Over Limit (dB)	Limit (dBuV/m)	Factor (dB)	Type
1			5616.335	94.152	87.420	N/A	N/A	6.731	AV
2			5725.000	48.545	41.380	-5.455	54.000	7.165	AV

Note: Measure Level (dB $\mu$ V/m) = Reading Level (dB $\mu$ V) + Factor (dB)

Factor (dB) = Cable Loss (dB) + Antenna Factor (dB/m) - Pre\_Amplifier Gain (dB)

Site: AC2	Time: 2018/08/09 - 21:05
Limit: FCC_Part15.209_RE(3m)	Engineer: Dandy Li
Probe: BBHA9120D_1-18GHz	Polarity: Vertical
EUT: AX6000 MU-MIMO Wi-Fi Router	Power: AC 120V/60Hz
Test Mode: Transmit by 802.11ax-HE80 at Channel 5610MHz (CDD Mode)	

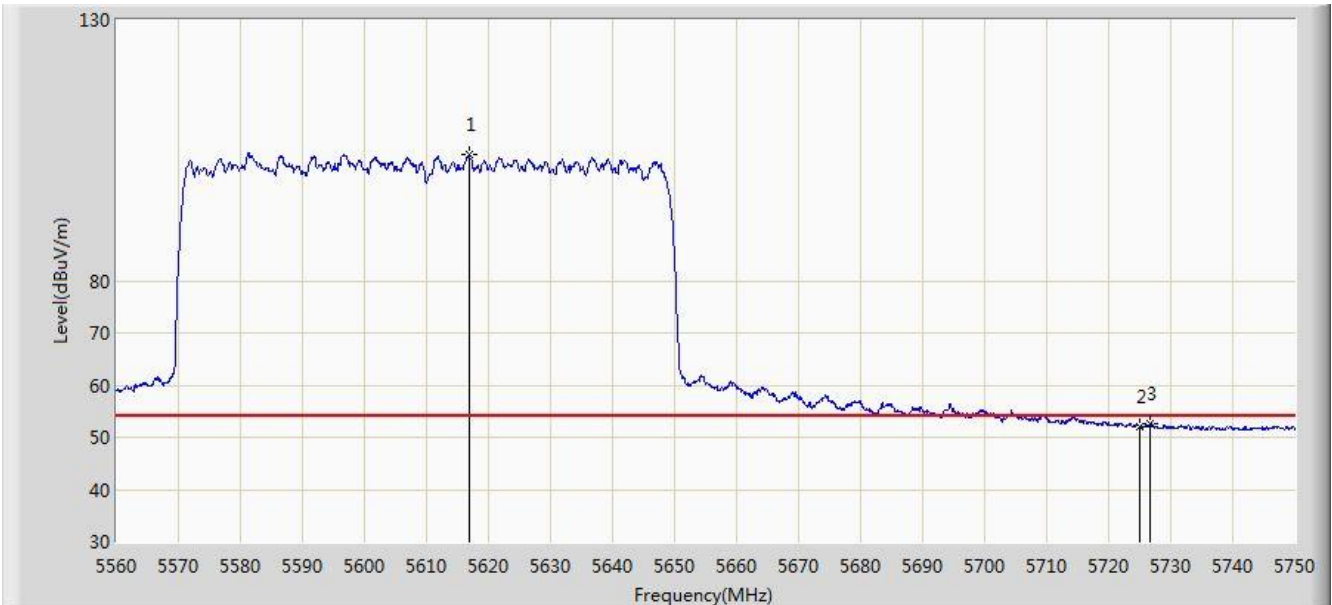


No	Flag	Mark	Frequency (MHz)	Measure Level (dBuV/m)	Reading Level (dBuV)	Over Limit (dB)	Limit (dBuV/m)	Factor (dB)	Type
1			5604.745	117.181	110.515	N/A	N/A	6.666	PK
2			5725.000	65.965	58.800	-8.035	74.000	7.165	PK
3			5728.530	68.097	60.897	-5.903	74.000	7.200	PK

Note: Measure Level (dB $\mu$ V/m) = Reading Level (dB $\mu$ V) + Factor (dB)

Factor (dB) = Cable Loss (dB) + Antenna Factor (dB/m) - Pre\_Amplifier Gain (dB)

Site: AC2	Time: 2018/08/09 - 21:03
Limit: FCC_Part15.209_RE(3m)	Engineer: Dandy Li
Probe: BBHA9120D_1-18GHz	Polarity: Vertical
EUT: AX6000 MU-MIMO Wi-Fi Router	Power: AC 120V/60Hz
Test Mode: Transmit by 802.11ax-HE80 at Channel 5610MHz (CDD Mode)	

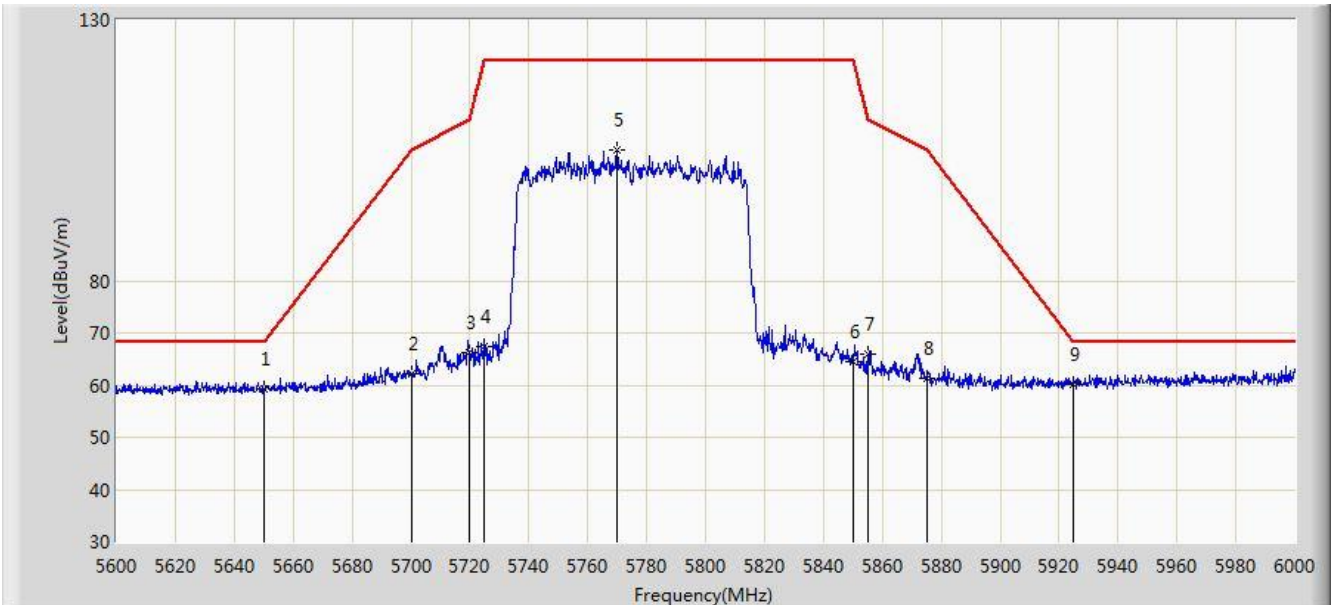


No	Flag	Mark	Frequency (MHz)	Measure Level (dBuV/m)	Reading Level (dBuV)	Over Limit (dB)	Limit (dBuV/m)	Factor (dB)	Type
1		*	5616.810	104.100	97.365	N/A	N/A	6.734	AV
2			5725.000	52.048	44.883	-1.952	54.000	7.165	AV
3			5726.630	52.580	45.398	-1.420	54.000	7.182	AV

Note: Measure Level (dB $\mu$ V/m) = Reading Level (dB $\mu$ V) + Factor (dB)

Factor (dB) = Cable Loss (dB) + Antenna Factor (dB/m) - Pre\_Amplifier Gain (dB)

Site: AC2	Time: 2018/08/09 - 21:11
Limit: FCC_Part15.407_RE(3m)_Bandedge	Engineer: Dandy Li
Probe: BBHA9120D_1-18GHz	Polarity: Horizontal
EUT: AX6000 MU-MIMO Wi-Fi Router	Power: AC 120V/60Hz
Test Mode: Transmit by 802.11ax-HE80 at Channel 5775MHz (CDD Mode)	

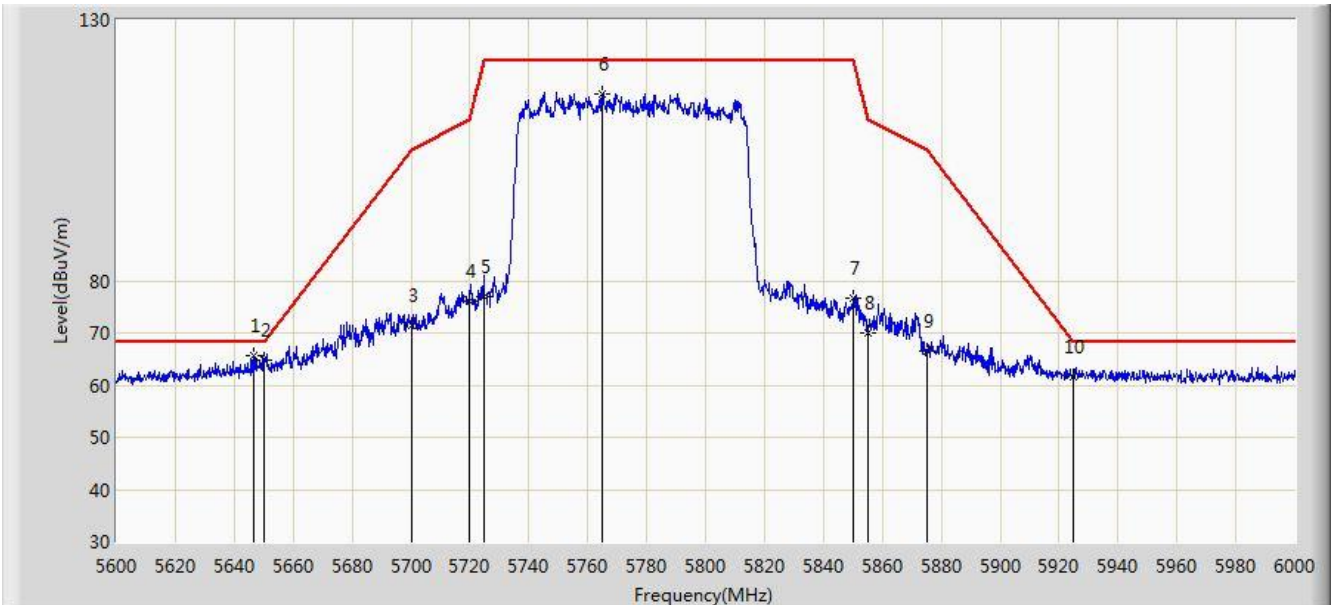


No	Flag	Mark	Frequency (MHz)	Measure Level (dBuV/m)	Reading Level (dBuV)	Over Limit (dB)	Limit (dBuV/m)	Factor (dB)	Type
1			5650.000	59.175	52.192	-9.025	68.200	6.983	PK
2			5700.000	62.307	55.329	-42.893	105.200	6.978	PK
3			5720.000	66.371	59.257	-44.429	110.800	7.114	PK
4			5725.000	67.354	60.189	-54.846	122.200	7.165	PK
5			5769.800	105.192	97.752	N/A	N/A	7.440	PK
6			5850.000	64.443	56.544	-57.757	122.200	7.899	PK
7			5855.000	65.970	58.064	-44.830	110.800	7.905	PK
8			5875.000	61.318	53.410	-43.882	105.200	7.909	PK
9			5925.000	60.016	51.983	-8.184	68.200	8.033	PK

Note: Measure Level (dB $\mu$ V/m) = Reading Level (dB $\mu$ V) + Factor (dB)

Factor (dB) = Cable Loss (dB) + Antenna Factor (dB/m) - Pre\_Amplifier Gain (dB)

Site: AC2	Time: 2018/08/09 - 21:09
Limit: FCC_Part15.407_RE(3m)_Bandedge	Engineer: Dandy Li
Probe: BBHA9120D_1-18GHz	Polarity: Vertical
EUT: AX6000 MU-MIMO Wi-Fi Router	Power: AC 120V/60Hz
Test Mode: Transmit by 802.11ax-HE80 at Channel 5775MHz (CDD Mode)	



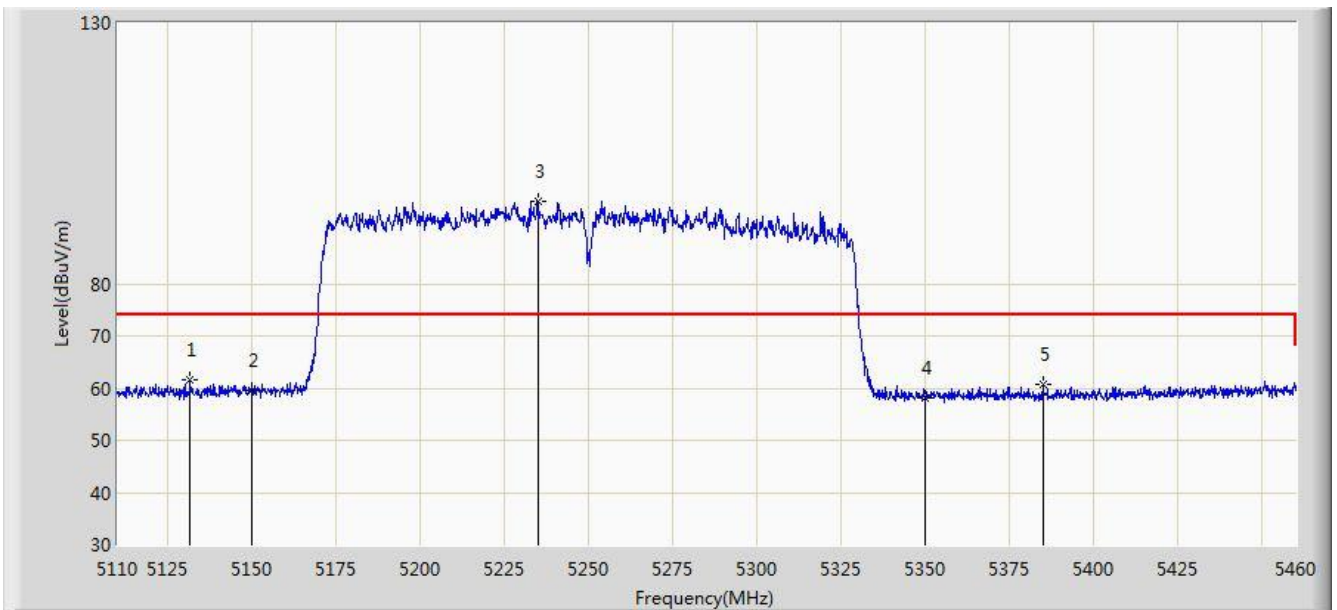
No	Flag	Mark	Frequency (MHz)	Measure Level (dBuV/m)	Reading Level (dBuV)	Over Limit (dB)	Limit (dBuV/m)	Factor (dB)	Type
1			5646.800	65.638	58.673	-2.562	68.200	6.965	PK
2			5650.000	64.746	57.763	-3.454	68.200	6.983	PK
3			5700.000	71.311	64.333	-33.889	105.200	6.978	PK
4			5720.000	76.034	68.920	-34.766	110.800	7.114	PK
5			5725.000	76.903	69.738	-45.297	122.200	7.165	PK
6			5765.000	115.884	108.437	N/A	N/A	7.447	PK
7			5850.000	76.676	68.777	-45.524	122.200	7.899	PK
8			5855.000	69.952	62.046	-40.848	110.800	7.905	PK
9			5875.000	66.433	58.525	-38.767	105.200	7.909	PK
10			5925.000	61.504	53.471	-6.696	68.200	8.033	PK

Note: Measure Level (dBuV/m) = Reading Level (dBuV) + Factor (dB)

Factor (dB) = Cable Loss (dB) + Antenna Factor (dB/m) - Pre\_Amplifier Gain (dB)



Site: AC2	Time: 2018/08/09 - 21:17
Limit: FCC_Part15.209_RE(3m)	Engineer: Dandy Li
Probe: BBHA9120D_1-18GHz	Polarity: Horizontal
EUT: AX6000 MU-MIMO Wi-Fi Router	Power: AC 120V/60Hz
Test Mode: Transmit by 802.11ax-HE160 at Channel 5250MHz (CDD Mode)	

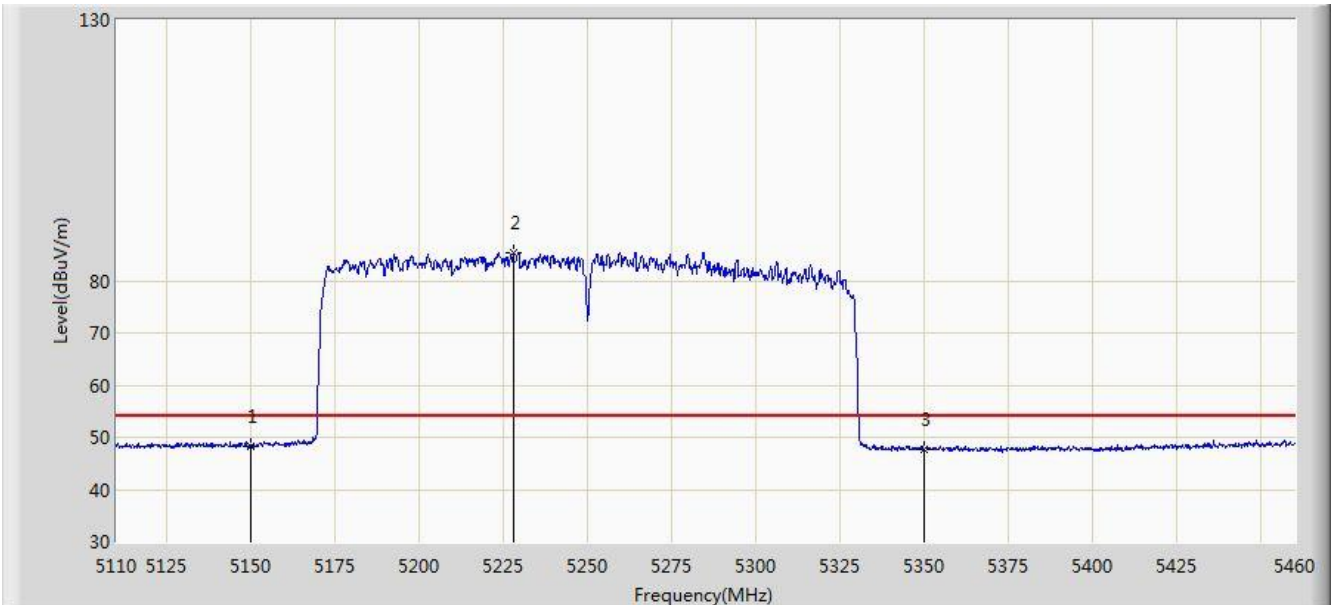


No	Flag	Mark	Frequency (MHz)	Measure Level (dBuV/m)	Reading Level (dBuV)	Over Limit (dB)	Limit (dBuV/m)	Factor (dB)	Type
1			5131.700	61.624	55.554	-12.376	74.000	6.070	PK
2			5150.000	59.660	53.537	-14.340	74.000	6.123	PK
3			5234.950	95.897	90.125	N/A	N/A	5.772	PK
4			5350.000	58.050	52.067	-15.950	74.000	5.983	PK
5			5384.925	60.807	54.664	-13.193	74.000	6.143	PK

Note: Measure Level (dB $\mu$ V/m) = Reading Level (dB $\mu$ V) + Factor (dB)

Factor (dB) = Cable Loss (dB) + Antenna Factor (dB/m) - Pre\_Amplifier Gain (dB)

Site: AC2	Time: 2018/08/09 - 21:19
Limit: FCC_Part15.209_RE(3m)	Engineer: Dandy Li
Probe: BBHA9120D_1-18GHz	Polarity: Horizontal
EUT: AX6000 MU-MIMO Wi-Fi Router	Power: AC 120V/60Hz
Test Mode: Transmit by 802.11ax-HE160 at Channel 5250MHz (CDD Mode)	

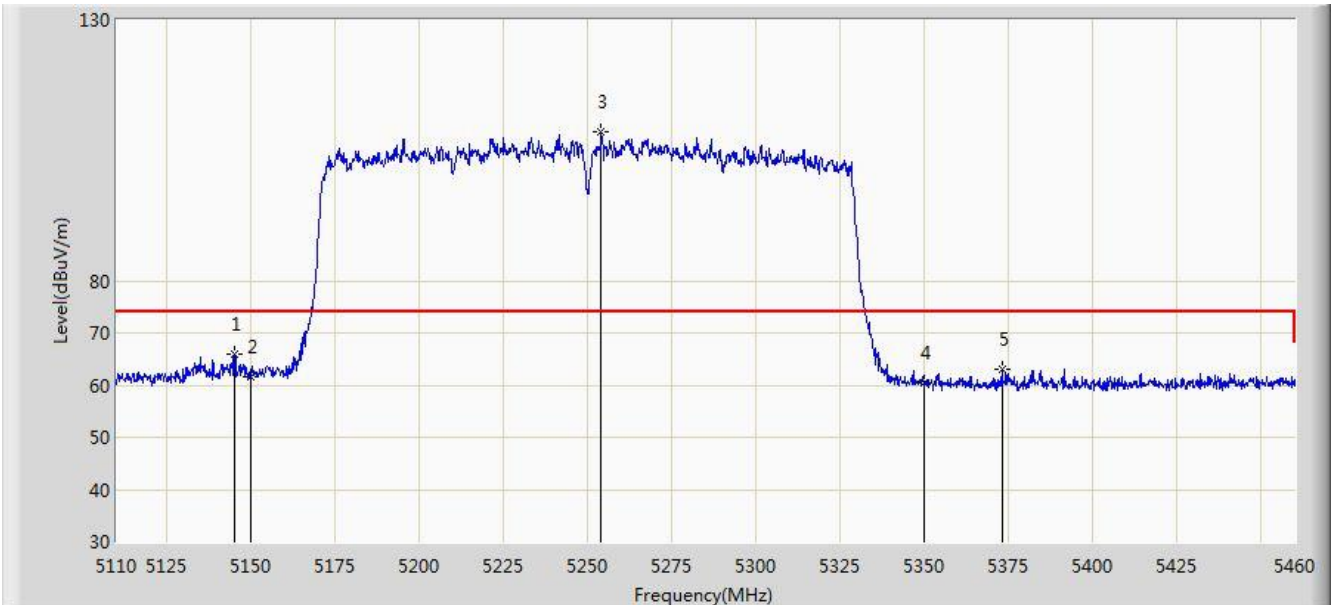


No	Flag	Mark	Frequency (MHz)	Measure Level (dBuV/m)	Reading Level (dBuV)	Over Limit (dB)	Limit (dBuV/m)	Factor (dB)	Type
1			5150.000	48.401	42.278	-5.599	54.000	6.123	AV
2			5227.775	85.252	79.474	N/A	N/A	5.778	AV
3			5350.000	47.559	41.576	-6.441	54.000	5.983	AV

Note: Measure Level (dB $\mu$ V/m) = Reading Level (dB $\mu$ V) + Factor (dB)

Factor (dB) = Cable Loss (dB) + Antenna Factor (dB/m) - Pre\_Amplifier Gain (dB)

Site: AC2	Time: 2018/08/09 - 21:17
Limit: FCC_Part15.209_RE(3m)	Engineer: Dandy Li
Probe: BBHA9120D_1-18GHz	Polarity: Vertical
EUT: AX6000 MU-MIMO Wi-Fi Router	Power: AC 120V/60Hz
Test Mode: Transmit by 802.11ax-HE160 at Channel 5250MHz (CDD Mode)	

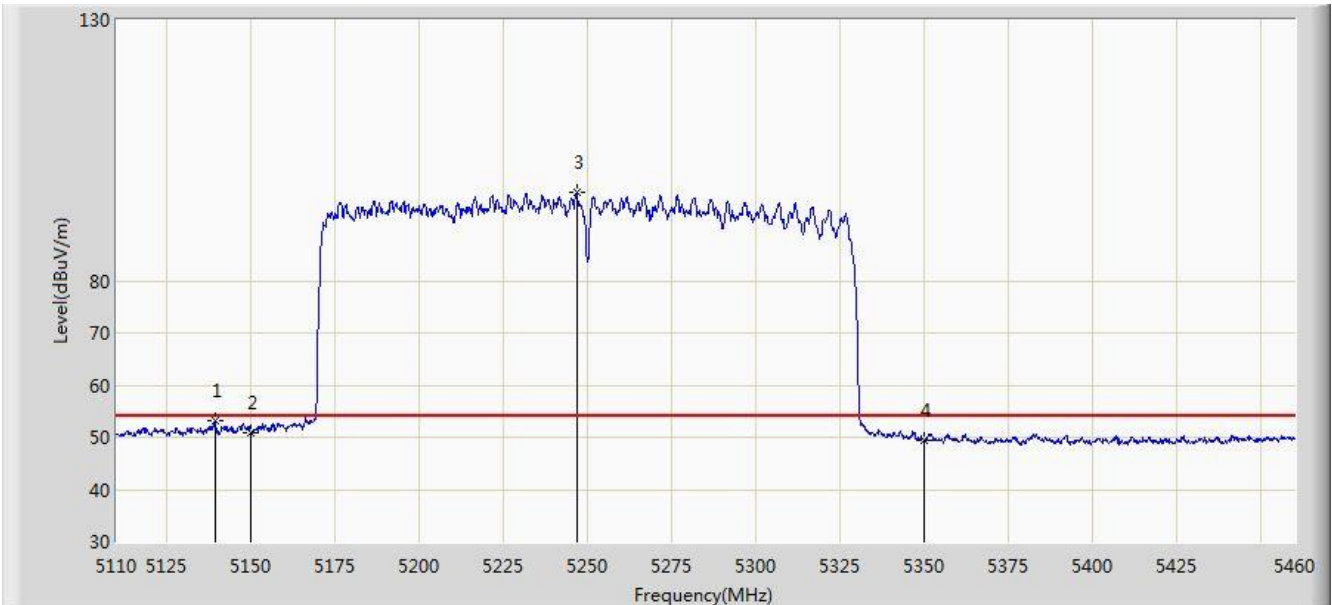


No	Flag	Mark	Frequency (MHz)	Measure Level (dBuV/m)	Reading Level (dBuV)	Over Limit (dB)	Limit (dBuV/m)	Factor (dB)	Type
1			5145.000	65.800	59.690	-8.200	74.000	6.111	PK
2			5150.000	61.489	55.366	-12.511	74.000	6.123	PK
3			5254.025	108.618	102.816	N/A	N/A	5.801	PK
4			5350.000	60.571	54.588	-13.429	74.000	5.983	PK
5			5373.025	63.045	56.944	-10.955	74.000	6.101	PK

Note: Measure Level (dBμV/m) = Reading Level (dBμV) + Factor (dB)

Factor (dB) = Cable Loss (dB) + Antenna Factor (dB/m) - Pre\_Amplifier Gain (dB)

Site: AC2	Time: 2018/08/09 - 21:16
Limit: FCC_Part15.209_RE(3m)	Engineer: Dandy Li
Probe: BBHA9120D_1-18GHz	Polarity: Vertical
EUT: AX6000 MU-MIMO Wi-Fi Router	Power: AC 120V/60Hz
Test Mode: Transmit by 802.11ax-HE160 at Channel 5250MHz (CDD Mode)	

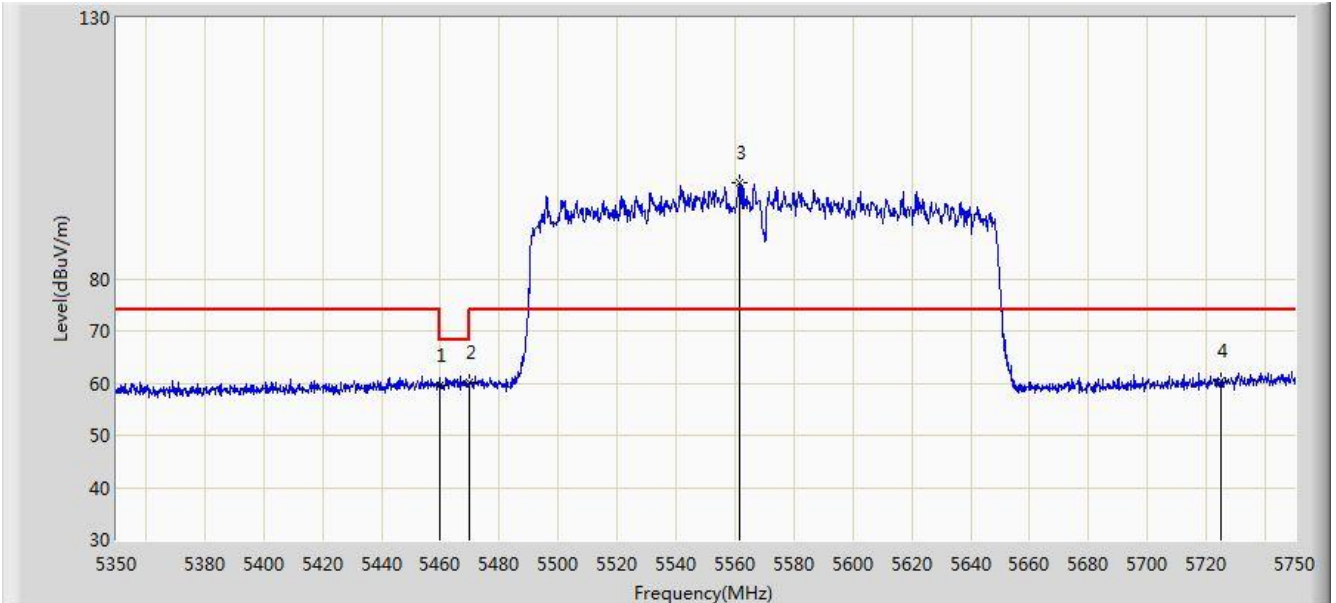


No	Flag	Mark	Frequency (MHz)	Measure Level (dBuV/m)	Reading Level (dBuV)	Over Limit (dB)	Limit (dBuV/m)	Factor (dB)	Type
1			5139.225	53.157	47.063	-0.843	54.000	6.094	AV
2			5150.000	50.818	44.695	-3.182	54.000	6.123	AV
3			5246.675	96.959	91.176	N/A	N/A	5.783	AV
4			5350.000	49.408	43.425	-4.592	54.000	5.983	AV

Note: Measure Level (dBμV/m) = Reading Level (dBμV) + Factor (dB)

Factor (dB) = Cable Loss (dB) + Antenna Factor (dB/m) - Pre\_Amplifier Gain (dB)

Site: AC2	Time: 2018/08/09 - 21:27
Limit: FCC_Part15.209_RE(3m)	Engineer: Dandy Li
Probe: BBHA9120D_1-18GHz	Polarity: Horizontal
EUT: AX6000 MU-MIMO Wi-Fi Router	Power: AC 120V/60Hz
Test Mode: Transmit by 802.11ax-HE160 at Channel 5570MHz (CDD Mode)	

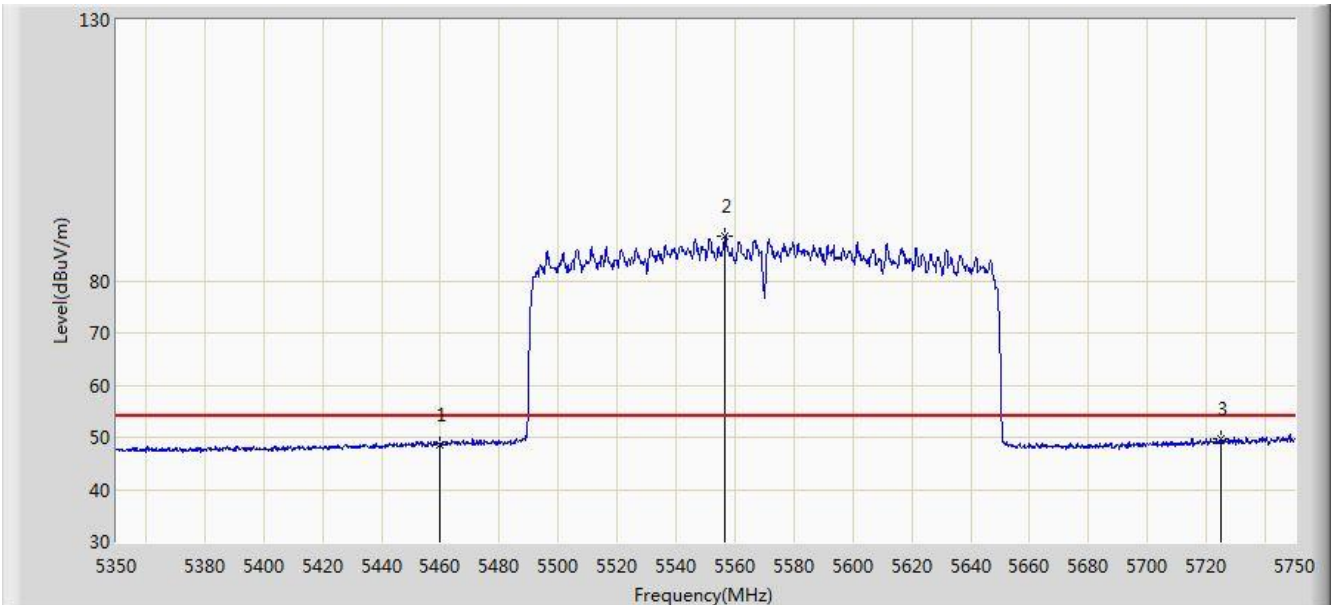


No	Flag	Mark	Frequency (MHz)	Measure Level (dBuV/m)	Reading Level (dBuV)	Over Limit (dB)	Limit (dBuV/m)	Factor (dB)	Type
1			5460.000	59.602	53.149	-14.398	74.000	6.452	PK
2			5470.000	60.179	53.729	-8.021	68.200	6.451	PK
3			5561.400	98.329	91.544	N/A	N/A	6.785	PK
4			5725.000	60.562	53.397	-13.438	74.000	7.165	PK

Note: Measure Level (dBμV/m) = Reading Level (dBμV) + Factor (dB)

Factor (dB) = Cable Loss (dB) + Antenna Factor (dB/m) - Pre\_Amplifier Gain (dB)

Site: AC2	Time: 2018/08/09 - 21:28
Limit: FCC_Part15.209_RE(3m)	Engineer: Dandy Li
Probe: BBHA9120D_1-18GHz	Polarity: Horizontal
EUT: AX6000 MU-MIMO Wi-Fi Router	Power: AC 120V/60Hz
Test Mode: Transmit by 802.11ax-HE160 at Channel 5570MHz (CDD Mode)	

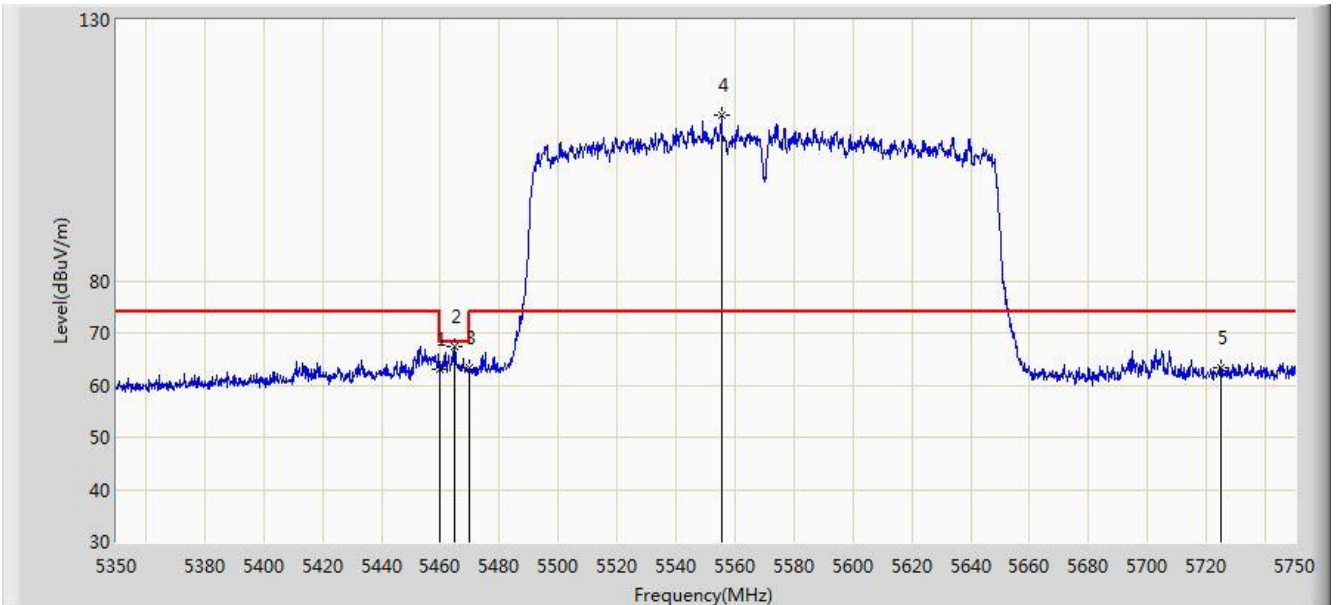


No	Flag	Mark	Frequency (MHz)	Measure Level (dBuV/m)	Reading Level (dBuV)	Over Limit (dB)	Limit (dBuV/m)	Factor (dB)	Type
1			5460.000	48.642	42.189	-5.358	54.000	6.452	AV
2			5556.600	88.569	81.795	N/A	N/A	6.775	AV
3			5725.000	49.573	42.408	-4.427	54.000	7.165	AV

Note: Measure Level (dBμV/m) = Reading Level (dBμV) + Factor (dB)

Factor (dB) = Cable Loss (dB) + Antenna Factor (dB/m) - Pre\_Amplifier Gain (dB)

Site: AC2	Time: 2018/08/09 - 21:26
Limit: FCC_Part15.209_RE(3m)	Engineer: Dandy Li
Probe: BBHA9120D_1-18GHz	Polarity: Vertical
EUT: AX6000 MU-MIMO Wi-Fi Router	Power: AC 120V/60Hz
Test Mode: Transmit by 802.11ax-HE160 at Channel 5570MHz (CDD Mode)	

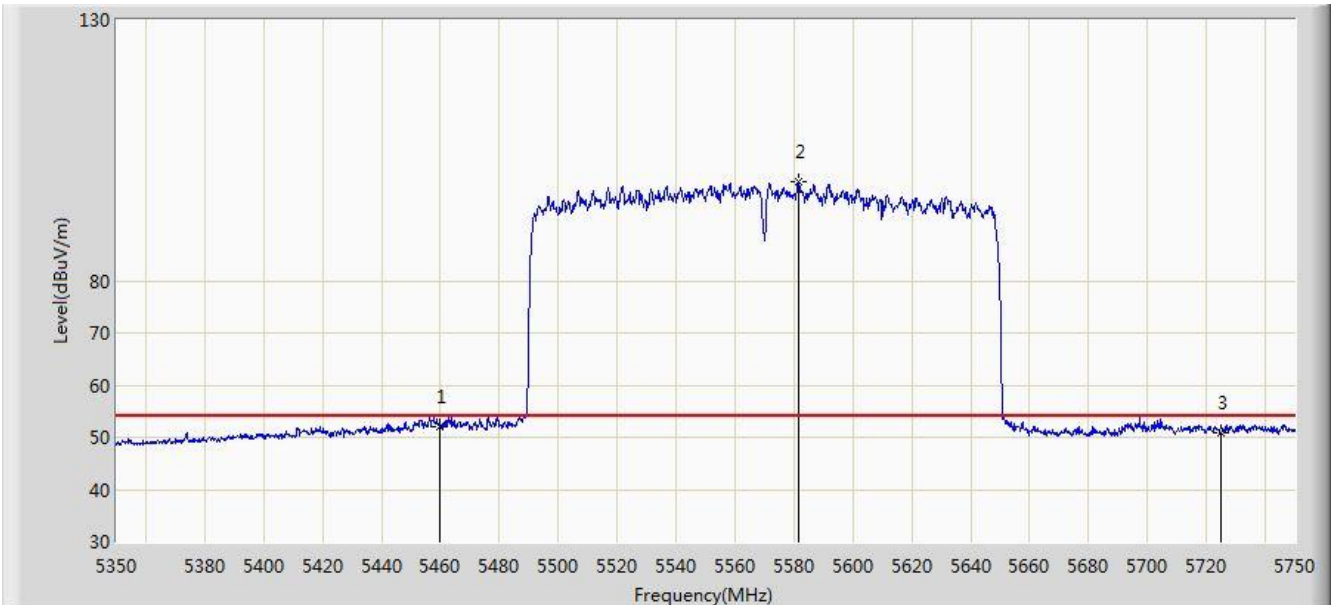


No	Flag	Mark	Frequency (MHz)	Measure Level (dBuV/m)	Reading Level (dBuV)	Over Limit (dB)	Limit (dBuV/m)	Factor (dB)	Type
1			5460.000	62.988	56.535	-11.012	74.000	6.452	PK
2			5464.800	67.373	60.921	-0.827	68.200	6.451	PK
3			5470.000	63.227	56.777	-4.973	68.200	6.451	PK
4			5555.400	111.803	105.033	N/A	N/A	6.770	PK
5			5725.000	63.206	56.041	-10.794	74.000	7.165	PK

Note: Measure Level (dB $\mu$ V/m) = Reading Level (dB $\mu$ V) + Factor (dB)

Factor (dB) = Cable Loss (dB) + Antenna Factor (dB/m) - Pre\_Amplifier Gain (dB)

Site: AC2	Time: 2018/08/09 - 21:27
Limit: FCC_Part15.209_RE(3m)	Engineer: Dandy Li
Probe: BBHA9120D_1-18GHz	Polarity: Vertical
EUT: AX6000 MU-MIMO Wi-Fi Router	Power: AC 120V/60Hz
Test Mode: Transmit by 802.11ax-HE160 at Channel 5570MHz (CDD Mode)	



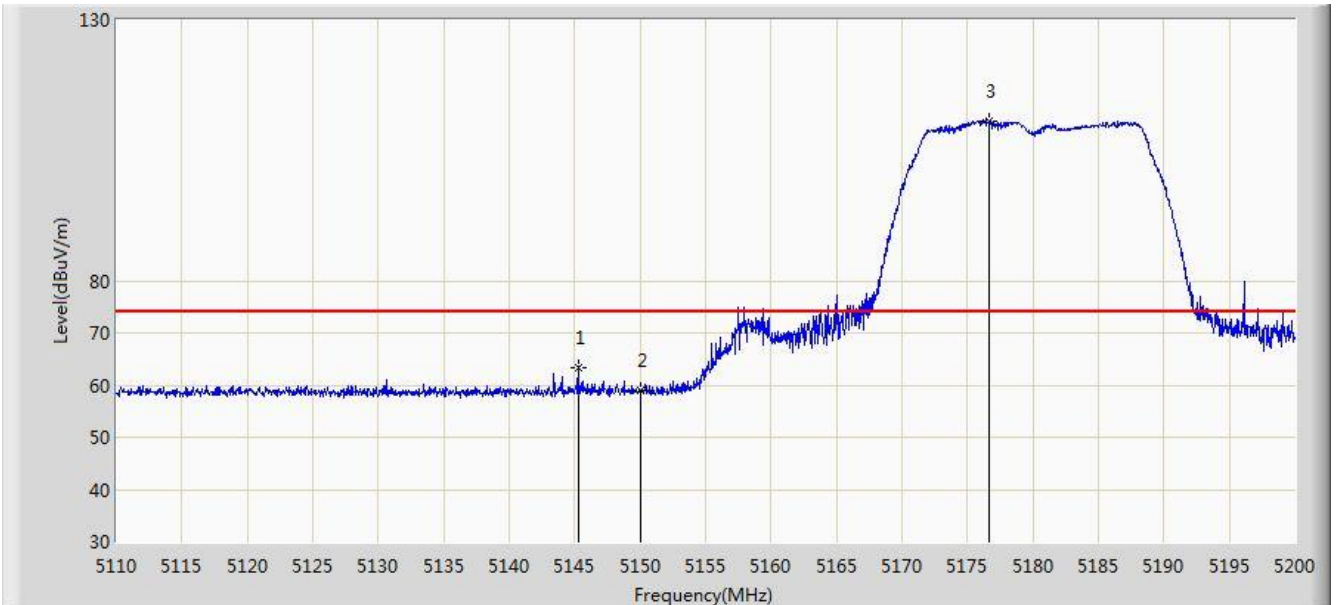
No	Flag	Mark	Frequency (MHz)	Measure Level (dBuV/m)	Reading Level (dBuV)	Over Limit (dB)	Limit (dBuV/m)	Factor (dB)	Type
1			5460.000	52.087	45.634	-1.913	54.000	6.452	AV
2			5581.400	98.975	92.222	N/A	N/A	6.754	AV
3			5725.000	50.953	43.788	-3.047	54.000	7.165	AV

Note: Measure Level (dB $\mu$ V/m) = Reading Level (dB $\mu$ V) + Factor (dB)

Factor (dB) = Cable Loss (dB) + Antenna Factor (dB/m) - Pre\_Amplifier Gain (dB)



Site: AC2	Time: 2018/08/15 - 19:14
Limit: FCC_Part15.209_RE(3m)	Engineer: Jone Zhang
Probe: BBHA9120D_1-18GHz	Polarity: Horizontal
EUT: AX6000 MU-MIMO Wi-Fi Router	Power: AC 120V/60Hz
Test Mode: Transmit by 802.11ac-VHT20 at Channel 5180MHz (Beam-Forming Mode)	

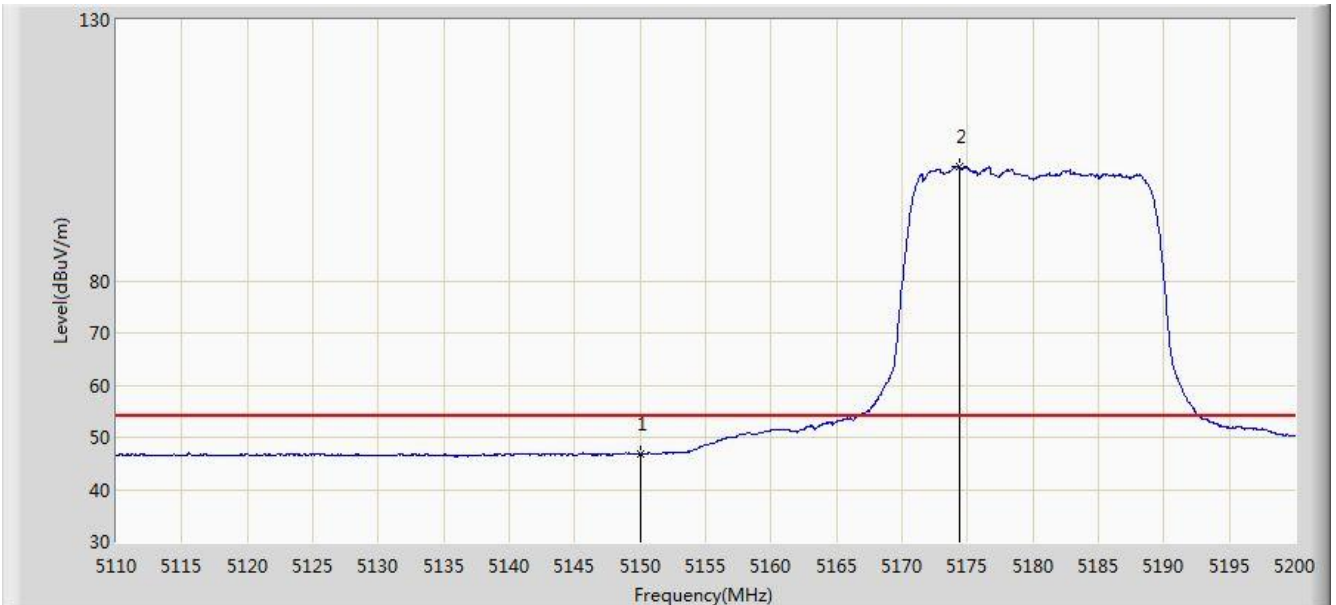


No	Flag	Mark	Frequency (MHz)	Measure Level (dBuV/m)	Reading Level (dBuV)	Over Limit (dB)	Limit (dBuV/m)	Factor (dB)	Type
1			5145.280	63.478	57.367	-10.522	74.000	6.111	PK
2			5150.000	58.863	52.740	-15.137	74.000	6.123	PK
3		*	5176.690	110.678	104.578	N/A	N/A	6.099	PK

Note: Measure Level (dBμV/m) = Reading Level (dBμV) + Factor (dB)

Factor (dB) = Cable Loss (dB) + Antenna Factor (dB/m) - Pre\_Amplifier Gain (dB)

Site: AC2	Time: 2018/08/15 - 19:29
Limit: FCC_Part15.209_RE(3m)	Engineer: Jone Zhang
Probe: BBHA9120D_1-18GHz	Polarity: Horizontal
EUT: AX6000 MU-MIMO Wi-Fi Router	Power: AC 120V/60Hz
Test Mode: Transmit by 802.11ac-VHT20 at Channel 5180MHz (Beam-Forming Mode)	

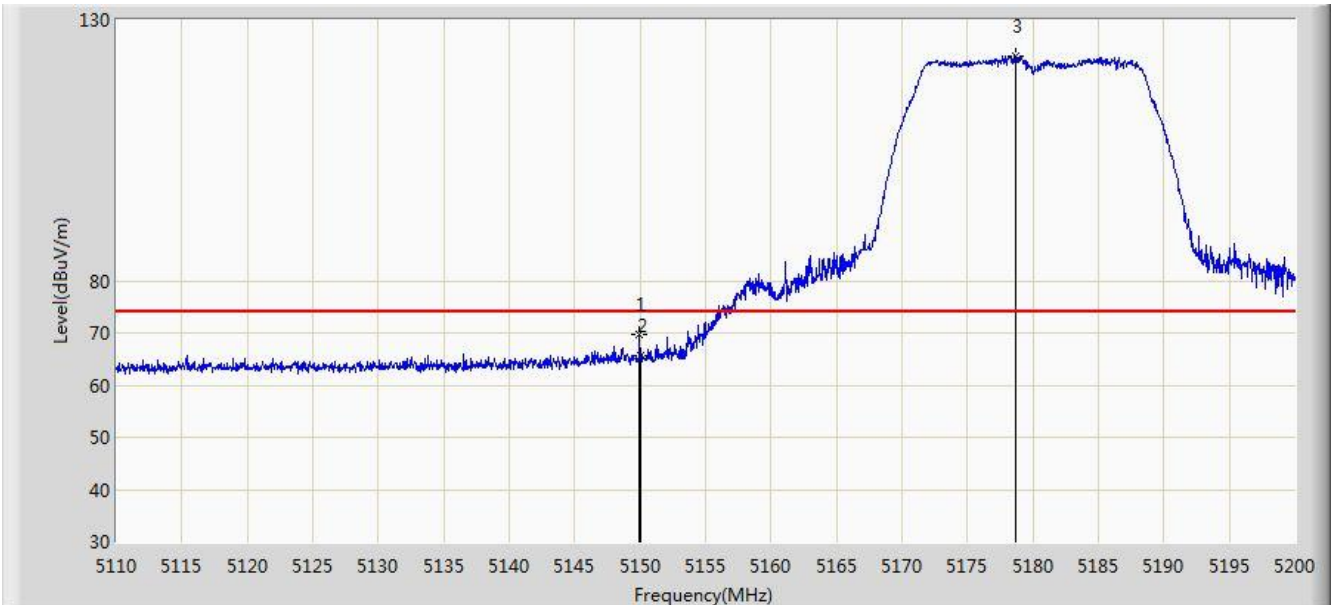


No	Flag	Mark	Frequency (MHz)	Measure Level (dBuV/m)	Reading Level (dBuV)	Over Limit (dB)	Limit (dBuV/m)	Factor (dB)	Type
1			5150.000	46.749	40.626	-7.251	54.000	6.123	AV
2		*	5174.350	101.904	95.798	N/A	N/A	6.106	AV

Note: Measure Level (dB $\mu$ V/m) = Reading Level (dB $\mu$ V) + Factor (dB)

Factor (dB) = Cable Loss (dB) + Antenna Factor (dB/m) - Pre\_Amplifier Gain (dB)

Site: AC2	Time: 2018/08/15 - 19:36
Limit: FCC_Part15.209_RE(3m)	Engineer: Jone Zhang
Probe: BBHA9120D_1-18GHz	Polarity: Vertical
EUT: AX6000 MU-MIMO Wi-Fi Router	Power: AC 120V/60Hz
Test Mode: Transmit by 802.11ac-VHT20 at Channel 5180MHz (Beam-Forming Mode)	

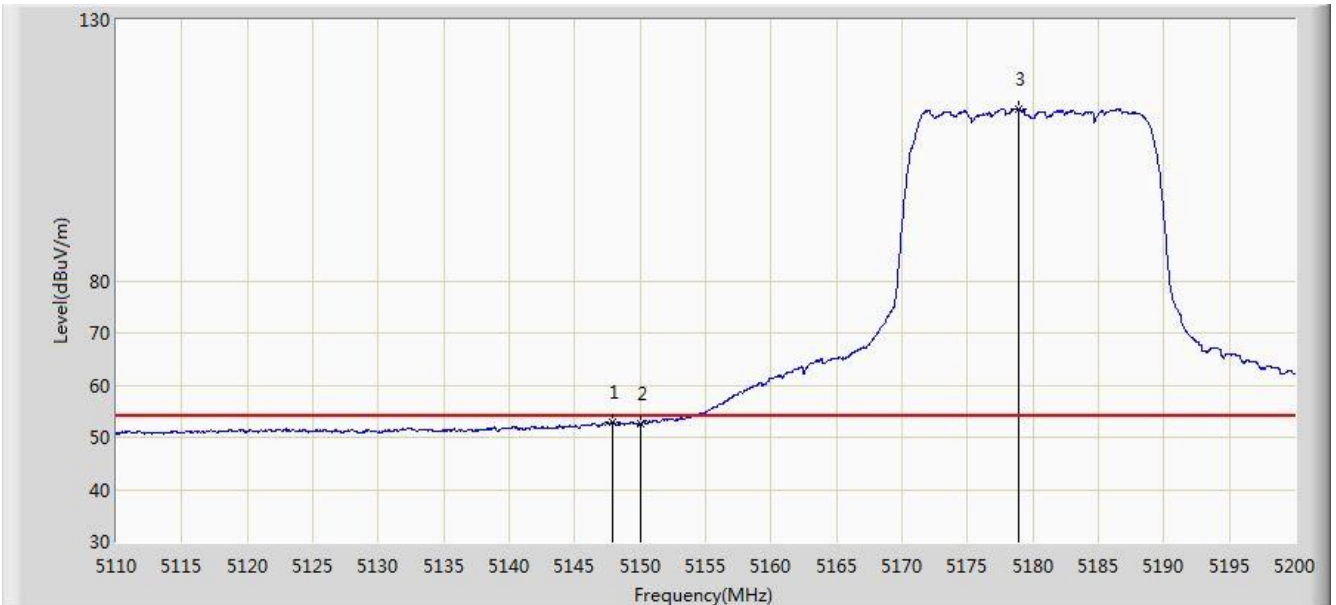


No	Flag	Mark	Frequency (MHz)	Measure Level (dBuV/m)	Reading Level (dBuV)	Over Limit (dB)	Limit (dBuV/m)	Factor (dB)	Type
1			5149.960	69.795	63.672	-4.205	74.000	6.123	PK
2			5150.000	65.523	59.400	-8.477	74.000	6.123	PK
3		*	5178.715	123.127	117.033	N/A	N/A	6.095	PK

Note: Measure Level (dB $\mu$ V/m) = Reading Level (dB $\mu$ V) + Factor (dB)

Factor (dB) = Cable Loss (dB) + Antenna Factor (dB/m) - Pre\_Amplifier Gain (dB)

Site: AC2	Time: 2018/08/15 - 19:40
Limit: FCC_Part15.209_RE(3m)	Engineer: Jone Zhang
Probe: BBHA9120D_1-18GHz	Polarity: Vertical
EUT: AX6000 MU-MIMO Wi-Fi Router	Power: AC 120V/60Hz
Test Mode: Transmit by 802.11ac-VHT20 at Channel 5180MHz (Beam-Forming Mode)	

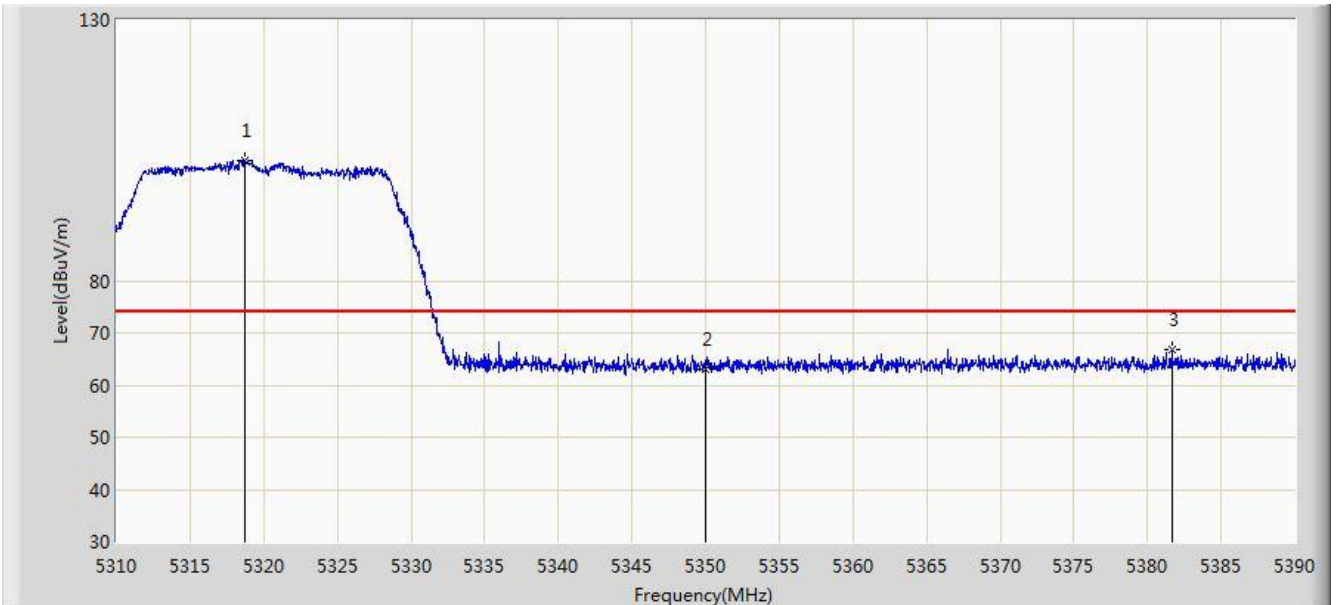


No	Flag	Mark	Frequency (MHz)	Measure Level (dBuV/m)	Reading Level (dBuV)	Over Limit (dB)	Limit (dBuV/m)	Factor (dB)	Type
1			5147.890	52.903	46.785	-1.097	54.000	6.119	AV
2			5150.000	52.516	46.393	-1.484	54.000	6.123	AV
3		*	5178.940	112.780	106.686	N/A	N/A	6.094	AV

Note: Measure Level (dB $\mu$ V/m) = Reading Level (dB $\mu$ V) + Factor (dB)

Factor (dB) = Cable Loss (dB) + Antenna Factor (dB/m) - Pre\_Amplifier Gain (dB)

Site: AC2	Time: 2018/08/15 - 20:56
Limit: FCC_Part15.209_RE(3m)	Engineer: Jone Zhang
Probe: BBHA9120D_1-18GHz	Polarity: Horizontal
EUT: AX6000 MU-MIMO Wi-Fi Router	Power: AC 120V/60Hz
Test Mode: Transmit by 802.11ac-VHT20 at Channel 5320MHz (Beam-Forming Mode)	

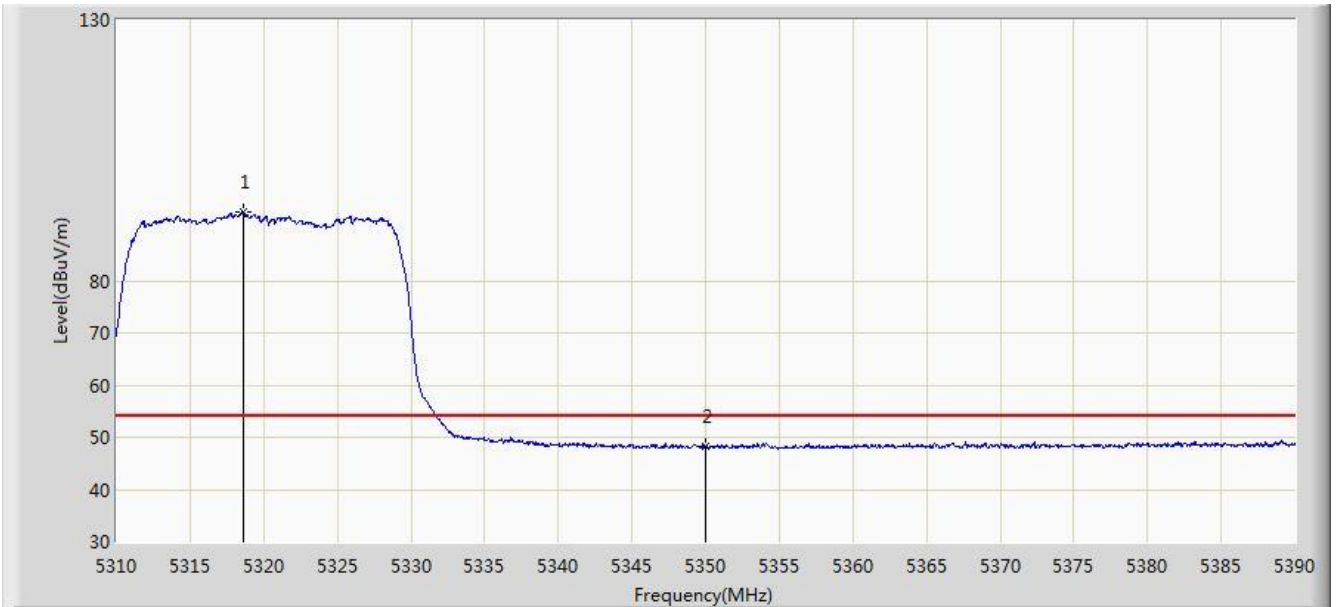


No	Flag	Mark	Frequency (MHz)	Measure Level (dBuV/m)	Reading Level (dBuV)	Over Limit (dB)	Limit (dBuV/m)	Factor (dB)	Type
1		*	5318.720	103.166	97.437	N/A	N/A	5.728	PK
2			5350.000	63.035	57.052	-10.965	74.000	5.983	PK
3			5381.680	66.868	60.736	-7.132	74.000	6.131	PK

Note: Measure Level (dBμV/m) = Reading Level (dBμV) + Factor (dB)

Factor (dB) = Cable Loss (dB) + Antenna Factor (dB/m) - Pre\_Amplifier Gain (dB)

Site: AC2	Time: 2018/08/15 - 20:58
Limit: FCC_Part15.209_RE(3m)	Engineer: Jone Zhang
Probe: BBHA9120D_1-18GHz	Polarity: Horizontal
EUT: AX6000 MU-MIMO Wi-Fi Router	Power: AC 120V/60Hz
Test Mode: Transmit by 802.11ac-VHT20 at Channel 5320MHz (Beam-Forming Mode)	

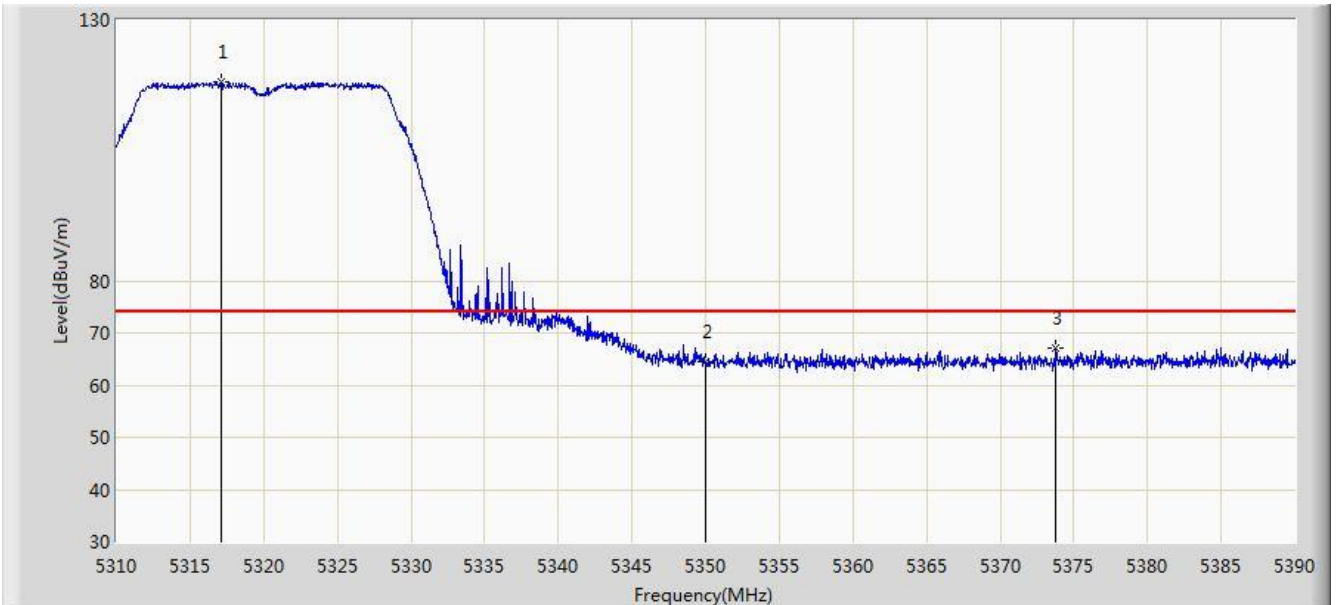


No	Flag	Mark	Frequency (MHz)	Measure Level (dBuV/m)	Reading Level (dBuV)	Over Limit (dB)	Limit (dBuV/m)	Factor (dB)	Type
1		*	5318.600	93.237	87.509	N/A	N/A	5.728	AV
2			5350.000	48.301	42.318	-5.699	54.000	5.983	AV

Note: Measure Level (dB $\mu$ V/m) = Reading Level (dB $\mu$ V) + Factor (dB)

Factor (dB) = Cable Loss (dB) + Antenna Factor (dB/m) - Pre\_Amplifier Gain (dB)

Site: AC2	Time: 2018/08/15 - 20:11
Limit: FCC_Part15.209_RE(3m)	Engineer: Jone Zhang
Probe: BBHA9120D_1-18GHz	Polarity: Vertical
EUT: AX6000 MU-MIMO Wi-Fi Router	Power: AC 120V/60Hz
Test Mode: Transmit by 802.11ac-VHT20 at Channel 5320MHz (Beam-Forming Mode)	

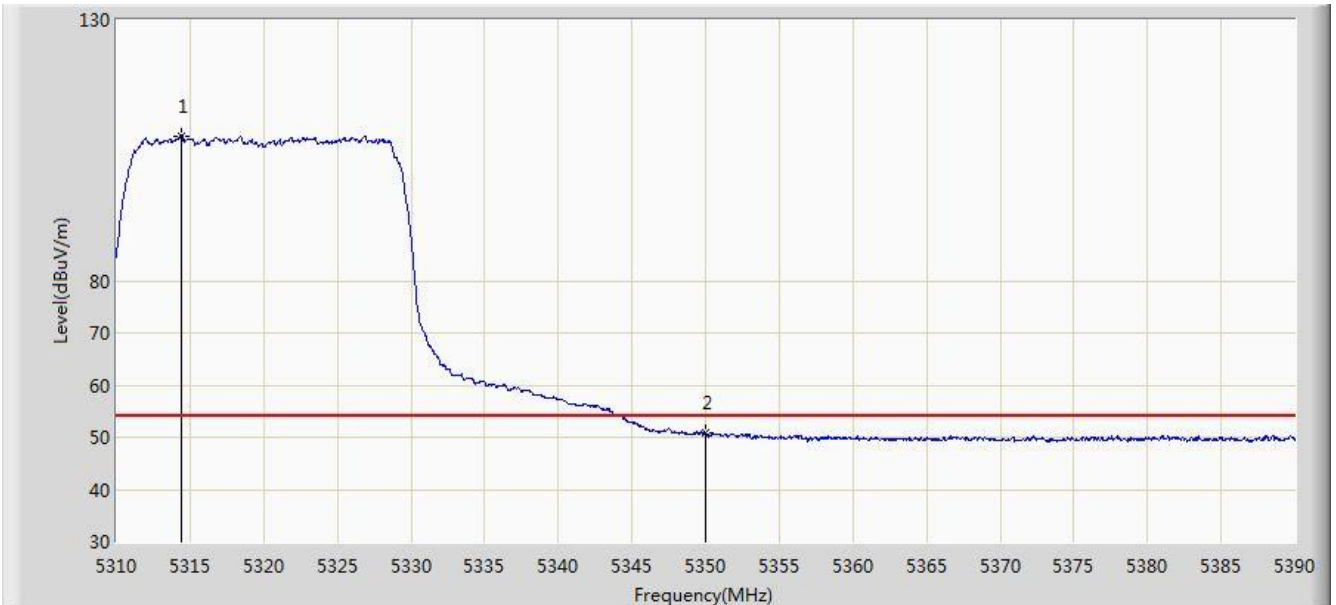


No	Flag	Mark	Frequency (MHz)	Measure Level (dBuV/m)	Reading Level (dBuV)	Over Limit (dB)	Limit (dBuV/m)	Factor (dB)	Type
1		*	5317.080	118.079	112.359	N/A	N/A	5.720	PK
2			5350.000	64.526	58.543	-9.474	74.000	5.983	PK
3			5373.800	66.999	60.896	-7.001	74.000	6.103	PK

Note: Measure Level (dB $\mu$ V/m) = Reading Level (dB $\mu$ V) + Factor (dB)

Factor (dB) = Cable Loss (dB) + Antenna Factor (dB/m) - Pre\_Amplifier Gain (dB)

Site: AC2	Time: 2018/08/15 - 20:40
Limit: FCC_Part15.209_RE(3m)	Engineer: Jone Zhang
Probe: BBHA9120D_1-18GHz	Polarity: Vertical
EUT: AX6000 MU-MIMO Wi-Fi Router	Power: AC 120V/60Hz
Test Mode: Transmit by 802.11ac-VHT20 at Channel 5320MHz (Beam-Forming Mode)	



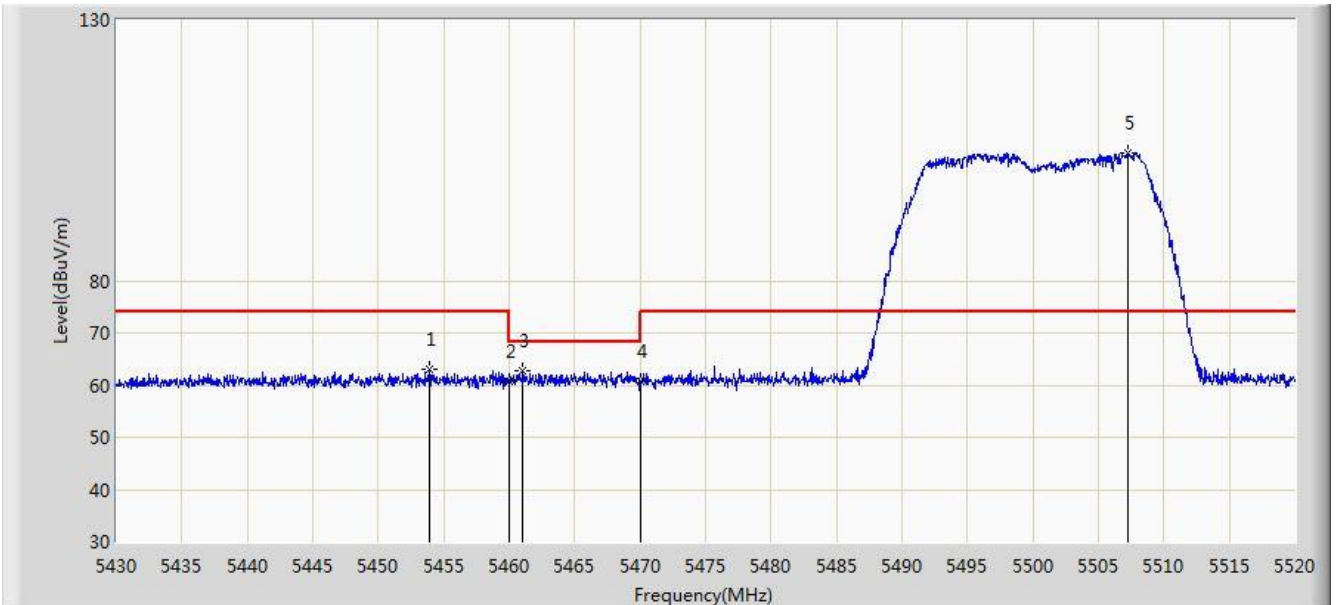
No	Flag	Mark	Frequency (MHz)	Measure Level (dBuV/m)	Reading Level (dBuV)	Over Limit (dB)	Limit (dBuV/m)	Factor (dB)	Type
1		*	5314.440	107.796	102.086	N/A	N/A	5.710	AV
2			5350.000	50.754	44.771	-3.246	54.000	5.983	AV

Note: Measure Level (dB $\mu$ V/m) = Reading Level (dB $\mu$ V) + Factor (dB)

Factor (dB) = Cable Loss (dB) + Antenna Factor (dB/m) - Pre\_Amplifier Gain (dB)



Site: AC2	Time: 2018/08/15 - 21:21
Limit: FCC_Part15.209_RE(3m)	Engineer: Jone Zhang
Probe: BBHA9120D_1-18GHz	Polarity: Horizontal
EUT: AX6000 MU-MIMO Wi-Fi Router	Power: AC 120V/60Hz
Test Mode: Transmit by 802.11ac-VHT20 at Channel 5500MHz (Beam-Forming Mode)	

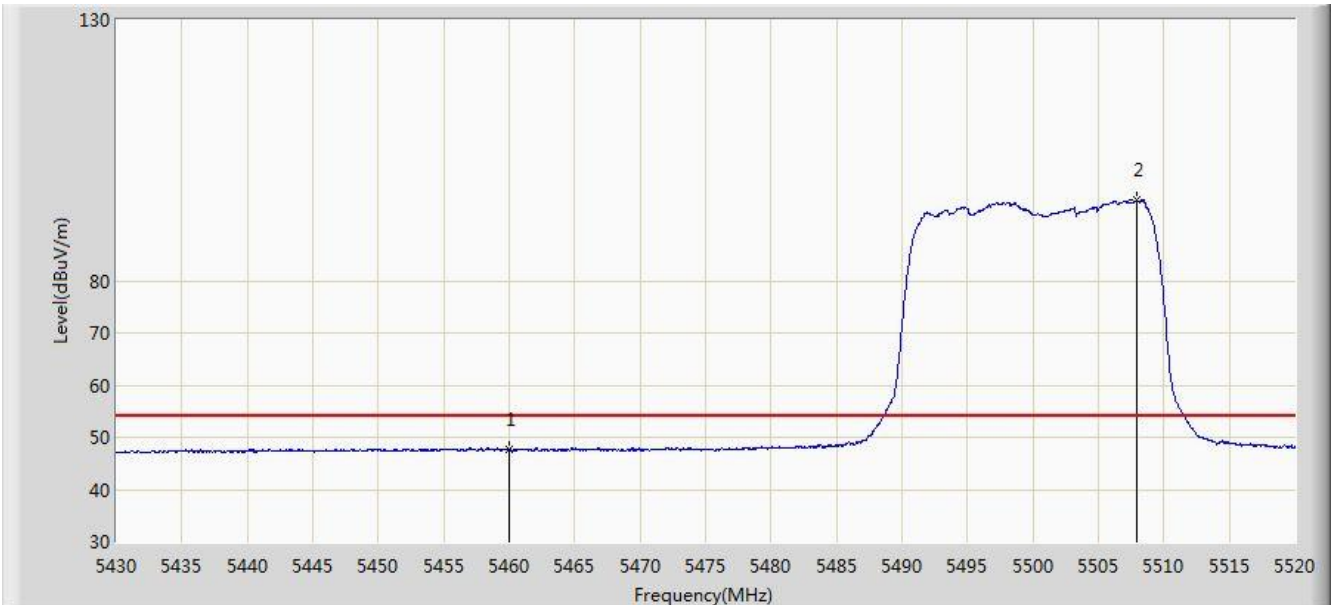


No	Flag	Mark	Frequency (MHz)	Measure Level (dBuV/m)	Reading Level (dBuV)	Over Limit (dB)	Limit (dBuV/m)	Factor (dB)	Type
1			5453.895	63.037	56.585	-10.963	74.000	6.453	PK
2			5460.000	60.848	54.395	-13.152	74.000	6.452	PK
3			5461.050	62.737	56.285	-5.463	68.200	6.452	PK
4			5470.000	60.741	54.291	-7.459	68.200	6.451	PK
5		*	5507.310	104.588	98.150	N/A	N/A	6.438	PK

Note: Measure Level (dB $\mu$ V/m) = Reading Level (dB $\mu$ V) + Factor (dB)

Factor (dB) = Cable Loss (dB) + Antenna Factor (dB/m) - Pre\_Amplifier Gain (dB)

Site: AC2	Time: 2018/08/15 - 21:23
Limit: FCC_Part15.209_RE(3m)	Engineer: Jone Zhang
Probe: BBHA9120D_1-18GHz	Polarity: Horizontal
EUT: AX6000 MU-MIMO Wi-Fi Router	Power: AC 120V/60Hz
Test Mode: Transmit by 802.11ac-VHT20 at Channel 5500MHz (Beam-Forming Mode)	

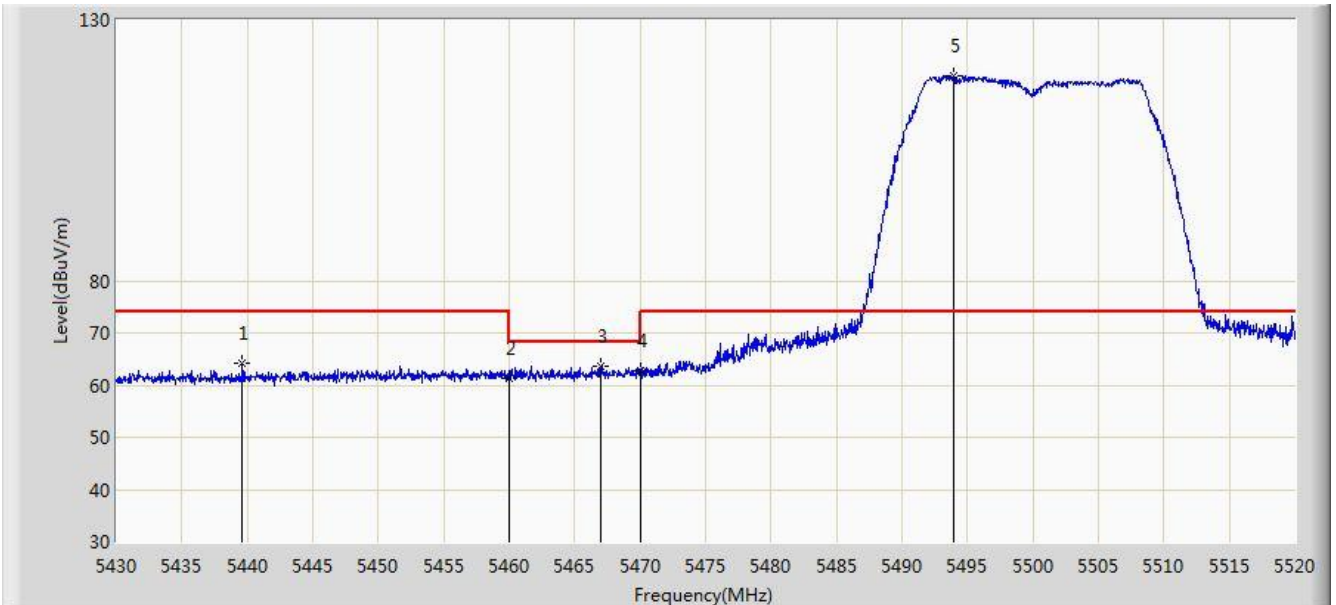


No	Flag	Mark	Frequency (MHz)	Measure Level (dBuV/m)	Reading Level (dBuV)	Over Limit (dB)	Limit (dBuV/m)	Factor (dB)	Type
1			5460.000	47.537	41.084	-6.463	54.000	6.452	AV
2		*	5507.895	95.380	88.939	N/A	N/A	6.442	AV

Note: Measure Level (dB $\mu$ V/m) = Reading Level (dB $\mu$ V) + Factor (dB)

Factor (dB) = Cable Loss (dB) + Antenna Factor (dB/m) - Pre\_Amplifier Gain (dB)

Site: AC2	Time: 2018/08/15 - 21:10
Limit: FCC_Part15.209_RE(3m)	Engineer: Jone Zhang
Probe: BBHA9120D_1-18GHz	Polarity: Vertical
EUT: AX6000 MU-MIMO Wi-Fi Router	Power: AC 120V/60Hz
Test Mode: Transmit by 802.11ac-VHT20 at Channel 5500MHz (Beam-Forming Mode)	

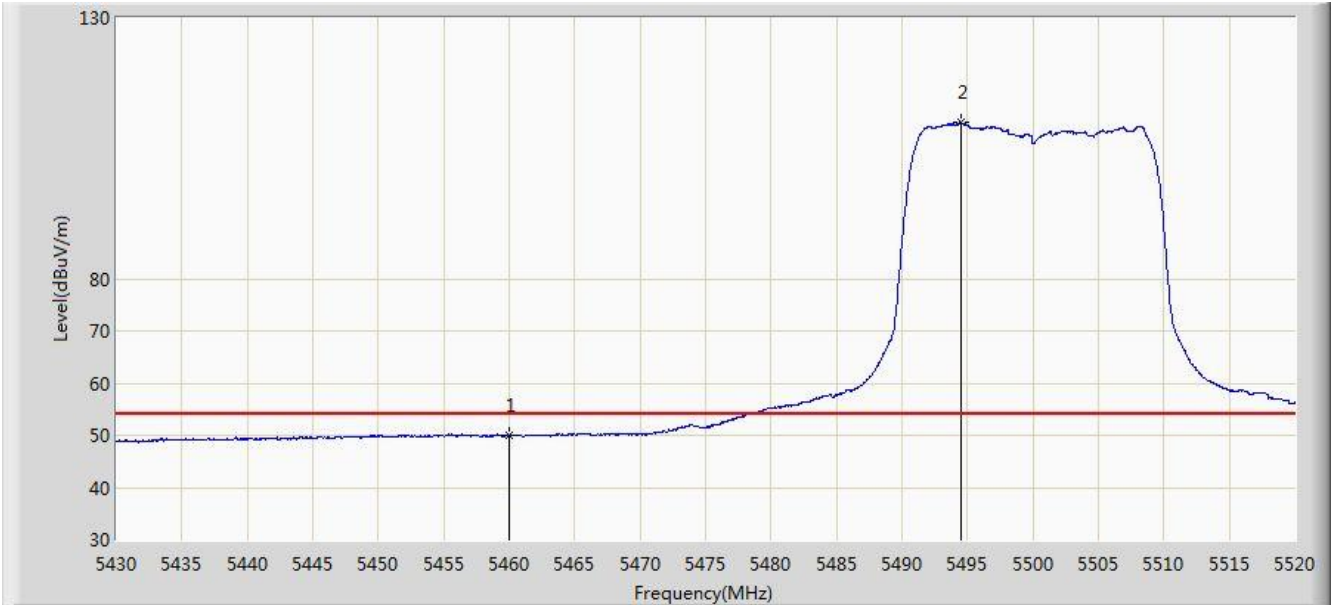


No	Flag	Mark	Frequency (MHz)	Measure Level (dBuV/m)	Reading Level (dBuV)	Over Limit (dB)	Limit (dBuV/m)	Factor (dB)	Type
1			5439.585	64.066	57.710	-9.934	74.000	6.356	PK
2			5460.000	61.358	54.905	-12.642	74.000	6.452	PK
3			5466.945	63.762	57.311	-4.438	68.200	6.451	PK
4			5470.000	62.632	56.182	-5.568	68.200	6.451	PK
5		*	5493.990	119.368	112.954	N/A	N/A	6.414	PK

Note: Measure Level (dB $\mu$ V/m) = Reading Level (dB $\mu$ V) + Factor (dB)

Factor (dB) = Cable Loss (dB) + Antenna Factor (dB/m) - Pre\_Amplifier Gain (dB)

Site: AC2	Time: 2018/08/15 - 21:19
Limit: FCC_Part15.209_RE(3m)	Engineer: Jone Zhang
Probe: BBHA9120D_1-18GHz	Polarity: Vertical
EUT: AX6000 MU-MIMO Wi-Fi Router	Power: AC 120V/60Hz
Test Mode: Transmit by 802.11ac-VHT20 at Channel 5500MHz (Beam-Forming Mode)	

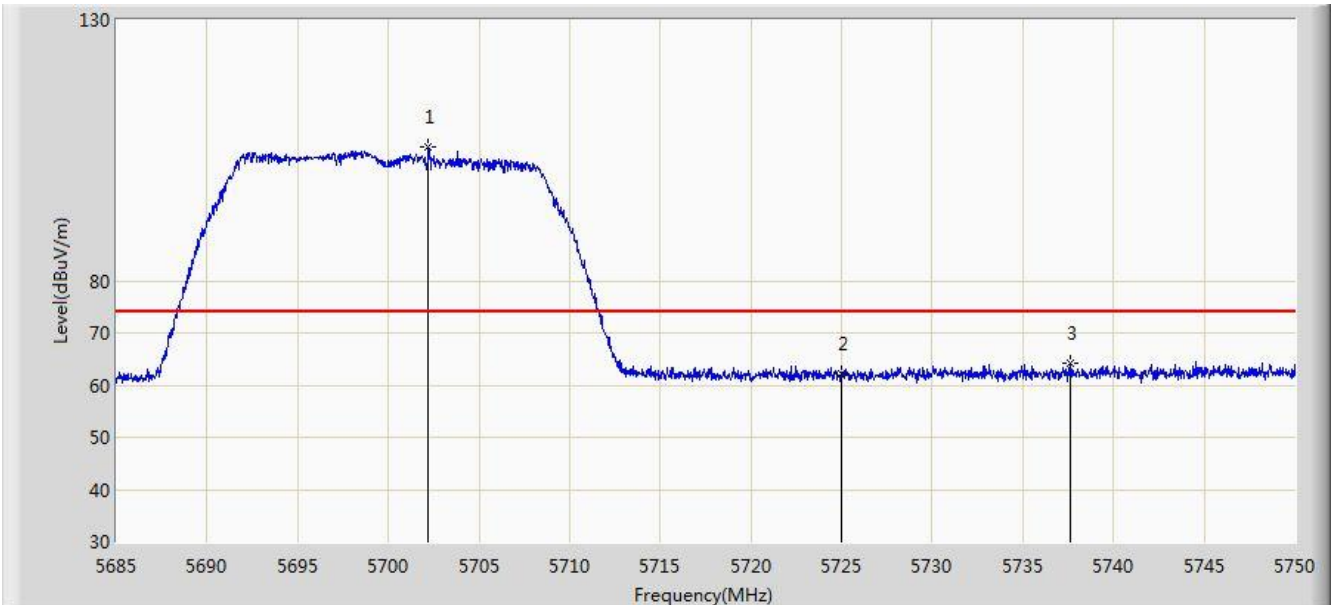


No	Flag	Mark	Frequency (MHz)	Measure Level (dBuV/m)	Reading Level (dBuV)	Over Limit (dB)	Limit (dBuV/m)	Factor (dB)	Type
1			5460.000	50.113	43.660	-3.887	54.000	6.452	AV
2	X	*	5494.530	109.893	103.479	N/A	N/A	6.415	AV

Note: Measure Level (dB $\mu$ V/m) = Reading Level (dB $\mu$ V) + Factor (dB)

Factor (dB) = Cable Loss (dB) + Antenna Factor (dB/m) - Pre\_Amplifier Gain (dB)

Site: AC2	Time: 2018/08/15 - 21:45
Limit: FCC_Part15.209_RE(3m)	Engineer: Jone Zhang
Probe: BBHA9120D_1-18GHz	Polarity: Horizontal
EUT: AX6000 MU-MIMO Wi-Fi Router	Power: AC 120V/60Hz
Test Mode: Transmit by 802.11ac-VHT20 at Channel 5700MHz (Beam-Forming Mode)	

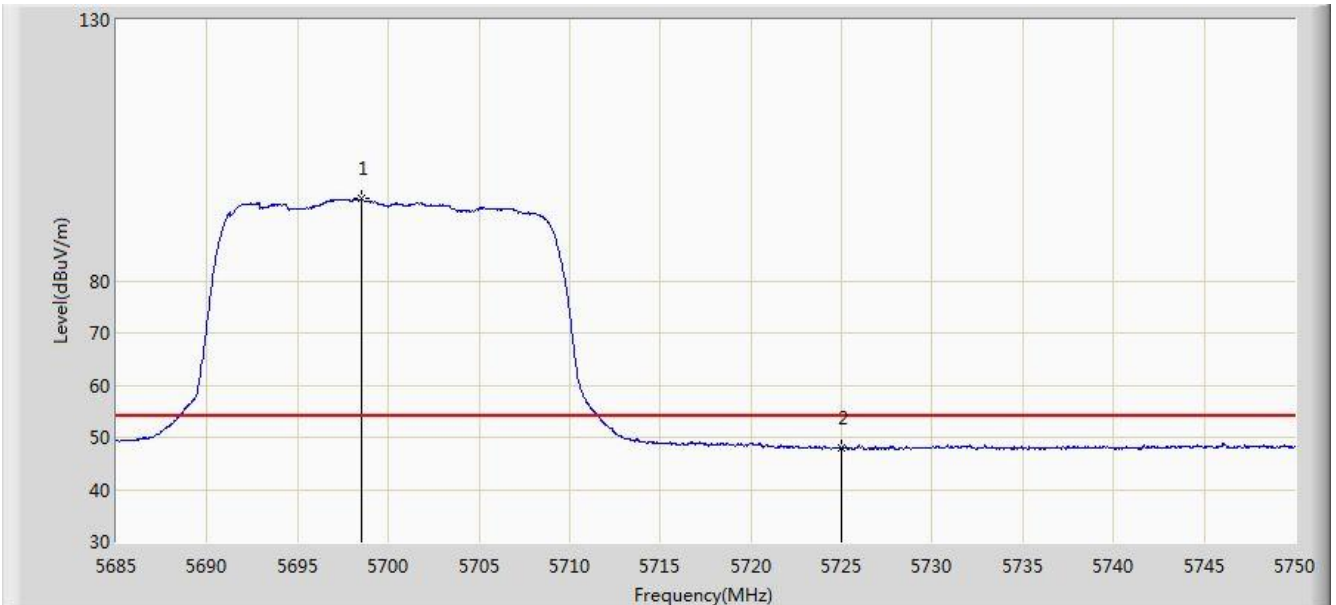


No	Flag	Mark	Frequency (MHz)	Measure Level (dBuV/m)	Reading Level (dBuV)	Over Limit (dB)	Limit (dBuV/m)	Factor (dB)	Type
1		*	5702.225	105.722	98.741	N/A	N/A	6.981	PK
2			5725.000	62.303	55.138	-11.697	74.000	7.165	PK
3			5737.650	64.109	56.820	-9.891	74.000	7.290	PK

Note: Measure Level (dB $\mu$ V/m) = Reading Level (dB $\mu$ V) + Factor (dB)

Factor (dB) = Cable Loss (dB) + Antenna Factor (dB/m) - Pre\_Amplifier Gain (dB)

Site: AC2	Time: 2018/08/15 - 21:46
Limit: FCC_Part15.209_RE(3m)	Engineer: Jone Zhang
Probe: BBHA9120D_1-18GHz	Polarity: Horizontal
EUT: AX6000 MU-MIMO Wi-Fi Router	Power: AC 120V/60Hz
Test Mode: Transmit by 802.11ac-VHT20 at Channel 5700MHz (Beam-Forming Mode)	

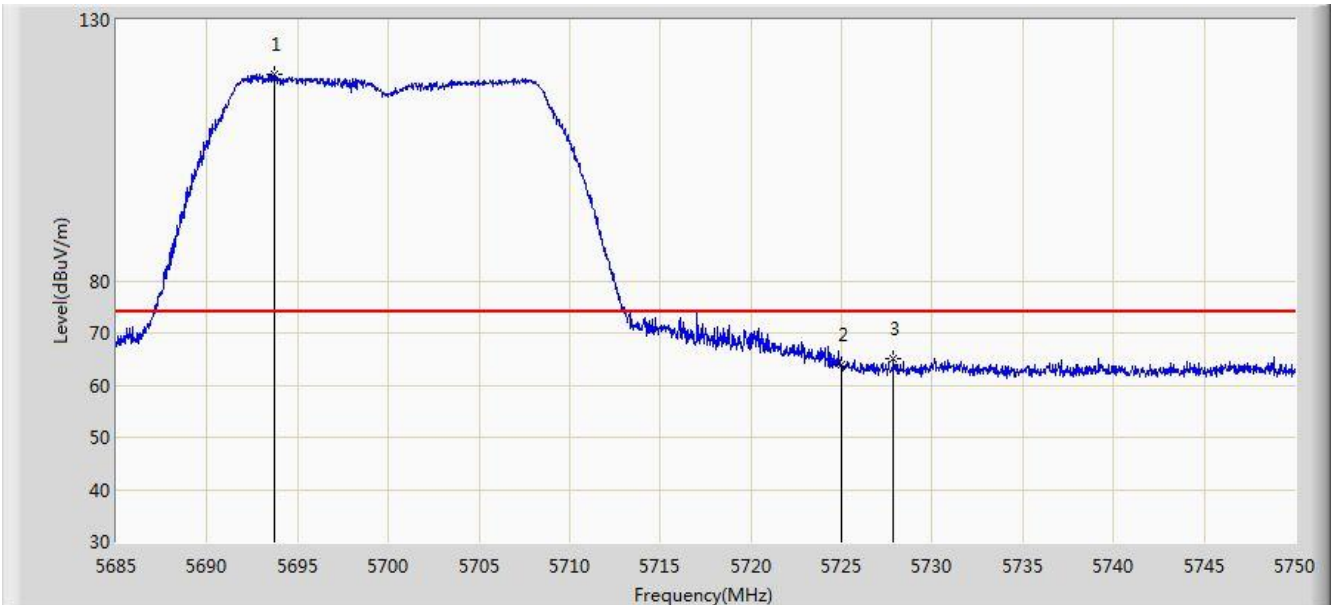


No	Flag	Mark	Frequency (MHz)	Measure Level (dBuV/m)	Reading Level (dBuV)	Over Limit (dB)	Limit (dBuV/m)	Factor (dB)	Type
1		*	5698.520	95.654	88.678	N/A	N/A	6.975	AV
2			5725.000	47.946	40.781	-6.054	54.000	7.165	AV

Note: Measure Level (dB $\mu$ V/m) = Reading Level (dB $\mu$ V) + Factor (dB)

Factor (dB) = Cable Loss (dB) + Antenna Factor (dB/m) - Pre\_Amplifier Gain (dB)

Site: AC2	Time: 2018/08/15 - 21:33
Limit: FCC_Part15.209_RE(3m)	Engineer: Jone Zhang
Probe: BBHA9120D_1-18GHz	Polarity: Vertical
EUT: AX6000 MU-MIMO Wi-Fi Router	Power: AC 120V/60Hz
Test Mode: Transmit by 802.11ac-VHT20 at Channel 5700MHz (Beam-Forming Mode)	

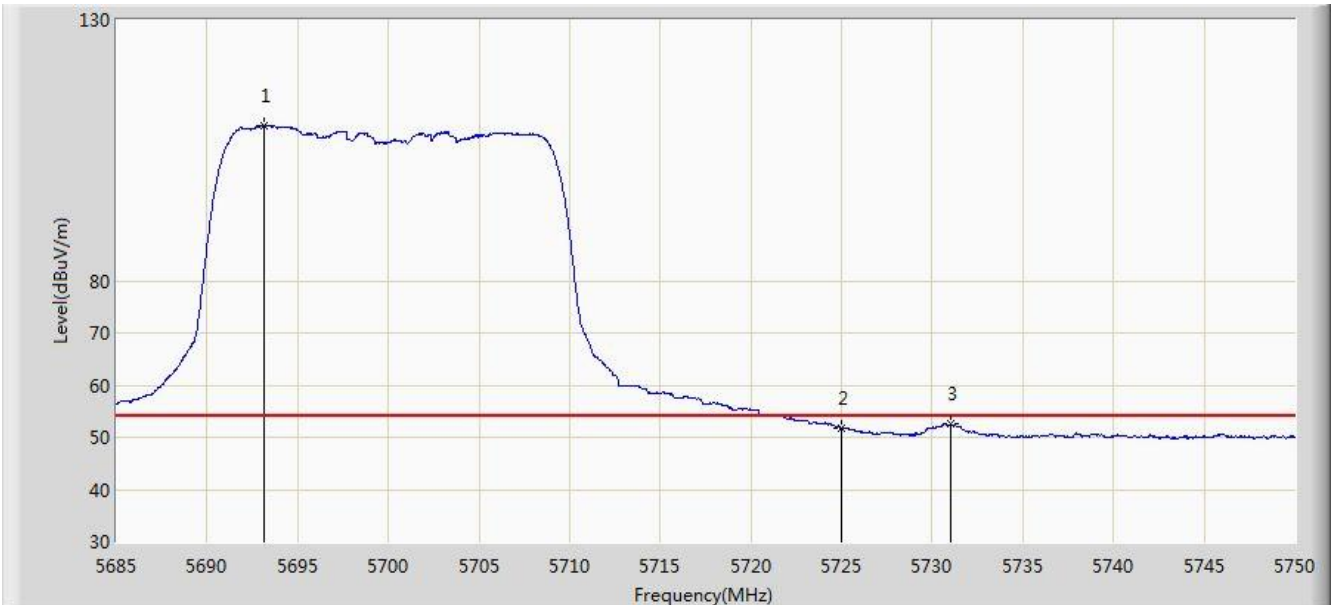


No	Flag	Mark	Frequency (MHz)	Measure Level (dBuV/m)	Reading Level (dBuV)	Over Limit (dB)	Limit (dBuV/m)	Factor (dB)	Type
1		*	5693.678	119.622	112.653	N/A	N/A	6.969	PK
2			5725.000	63.820	56.655	-10.180	74.000	7.165	PK
3			5727.868	65.082	57.888	-8.918	74.000	7.194	PK

Note: Measure Level (dB $\mu$ V/m) = Reading Level (dB $\mu$ V) + Factor (dB)

Factor (dB) = Cable Loss (dB) + Antenna Factor (dB/m) - Pre\_Amplifier Gain (dB)

Site: AC2	Time: 2018/08/15 - 21:43
Limit: FCC_Part15.209_RE(3m)	Engineer: Jone Zhang
Probe: BBHA9120D_1-18GHz	Polarity: Vertical
EUT: AX6000 MU-MIMO Wi-Fi Router	Power: AC 120V/60Hz
Test Mode: Transmit by 802.11ac-VHT20 at Channel 5700MHz (Beam-Forming Mode)	



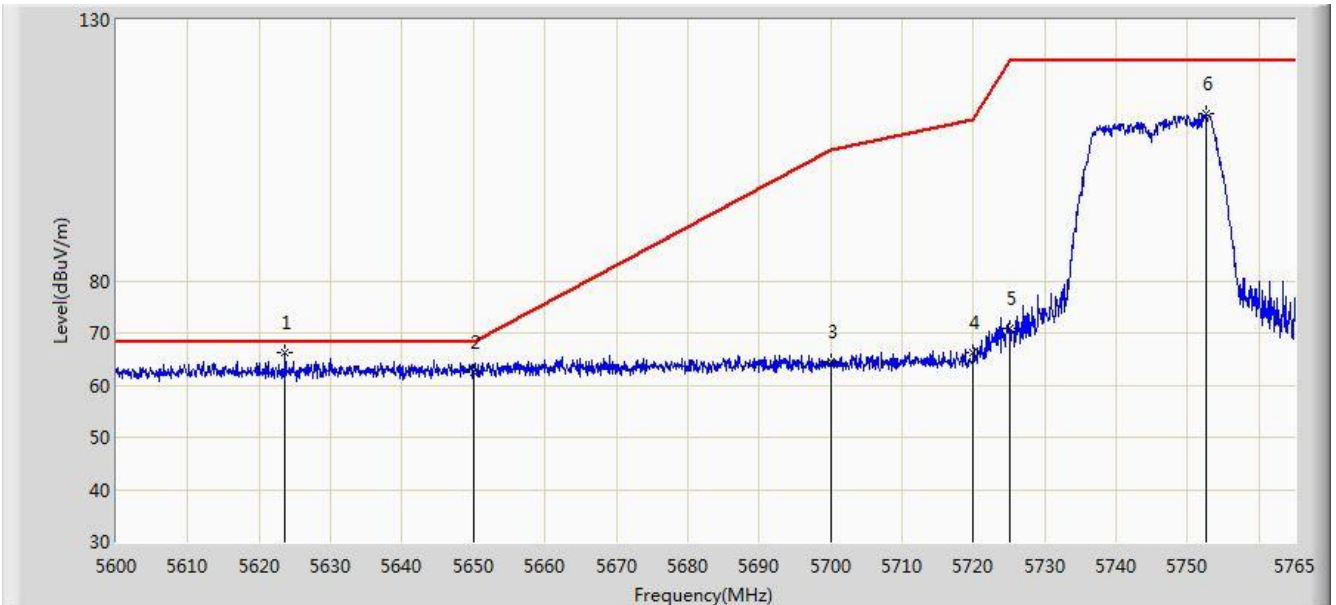
No	Flag	Mark	Frequency (MHz)	Measure Level (dBuV/m)	Reading Level (dBuV)	Over Limit (dB)	Limit (dBuV/m)	Factor (dB)	Type
1		*	5693.125	109.709	102.741	N/A	N/A	6.968	AV
2			5725.000	51.702	44.537	-2.298	54.000	7.165	AV
3			5731.020	52.597	45.372	-1.403	54.000	7.224	AV

Note: Measure Level (dBμV/m) = Reading Level (dBμV) + Factor (dB)

Factor (dB) = Cable Loss (dB) + Antenna Factor (dB/m) - Pre\_Amplifier Gain (dB)



Site: AC2	Time: 2018/08/15 - 22:12
Limit: FCC_Part15.407_RE(3m)_Bandedge	Engineer: Jone Zhang
Probe: BBHA9120D_1-18GHz	Polarity: Horizontal
EUT: AX6000 MU-MIMO Wi-Fi Router	Power: AC 120V/60Hz
Test Mode: Transmit by 802.11ac-VHT20 at Channel 5745MHz (Beam-Forming Mode)	

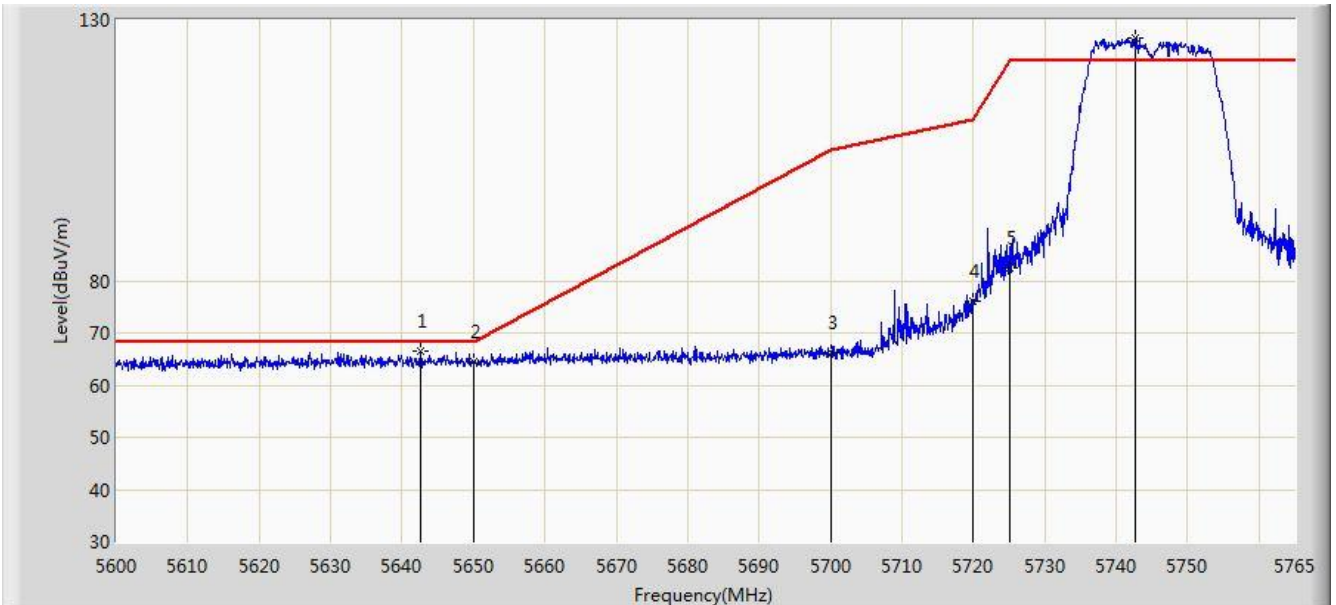


No	Flag	Mark	Frequency (MHz)	Measure Level (dBuV/m)	Reading Level (dBuV)	Over Limit (dB)	Limit (dBuV/m)	Factor (dB)	Type
1		*	5623.595	66.153	59.365	-2.047	68.200	6.787	PK
2			5650.000	62.530	55.547	-5.670	68.200	6.983	PK
3			5700.000	64.361	57.383	-40.839	105.200	6.978	PK
4			5720.000	66.136	59.022	-44.664	110.800	7.114	PK
5			5725.000	70.832	63.667	-51.368	122.200	7.165	PK
6			5752.625	112.052	104.647	N/A	N/A	7.405	PK

Note: Measure Level (dB $\mu$ V/m) = Reading Level (dB $\mu$ V) + Factor (dB)

Factor (dB) = Cable Loss (dB) + Antenna Factor (dB/m) - Pre\_Amplifier Gain (dB)

Site: AC2	Time: 2018/08/15 - 22:05
Limit: FCC_Part15.407_RE(3m)_Bandedge	Engineer: Jone Zhang
Probe: BBHA9120D_1-18GHz	Polarity: Vertical
EUT: AX6000 MU-MIMO Wi-Fi Router	Power: AC 120V/60Hz
Test Mode: Transmit by 802.11ac-VHT20 at Channel 5745MHz (Beam-Forming Mode)	

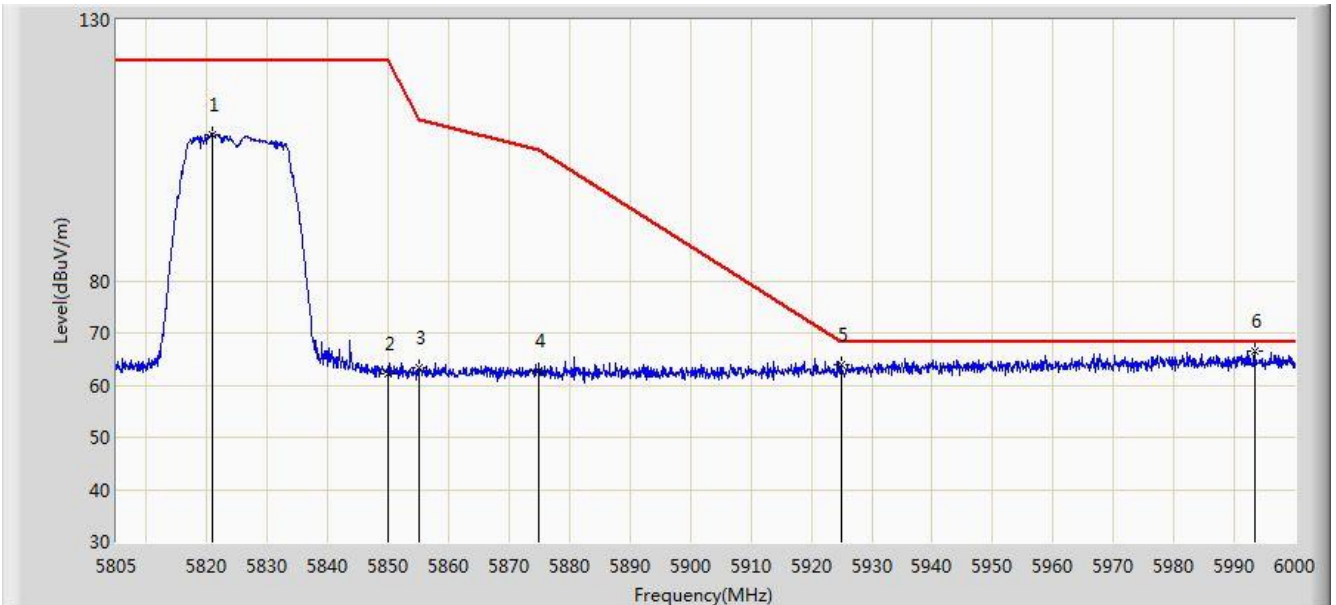


No	Flag	Mark	Frequency (MHz)	Measure Level (dBuV/m)	Reading Level (dBuV)	Over Limit (dB)	Limit (dBuV/m)	Factor (dB)	Type
1			5642.652	66.479	59.538	-1.721	68.200	6.942	PK
2			5650.000	64.388	57.405	-3.812	68.200	6.983	PK
3			5700.000	66.319	59.341	-38.881	105.200	6.978	PK
4			5720.000	76.034	68.920	-34.766	110.800	7.114	PK
5			5725.000	82.556	75.391	-39.644	122.200	7.165	PK
6		*	5742.643	126.398	119.062	N/A	N/A	7.336	PK

Note: Measure Level (dB $\mu$ V/m) = Reading Level (dB $\mu$ V) + Factor (dB)

Factor (dB) = Cable Loss (dB) + Antenna Factor (dB/m) - Pre\_Amplifier Gain (dB)

Site: AC2	Time: 2018/08/15 - 22:32
Limit: FCC_Part15.407_RE(3m)_Bandedge	Engineer: Jone Zhang
Probe: BBHA9120D_1-18GHz	Polarity: Horizontal
EUT: AX6000 MU-MIMO Wi-Fi Router	Power: AC 120V/60Hz
Test Mode: Transmit by 802.11ac-VHT20 at Channel 5825MHz (Beam-Forming Mode)	

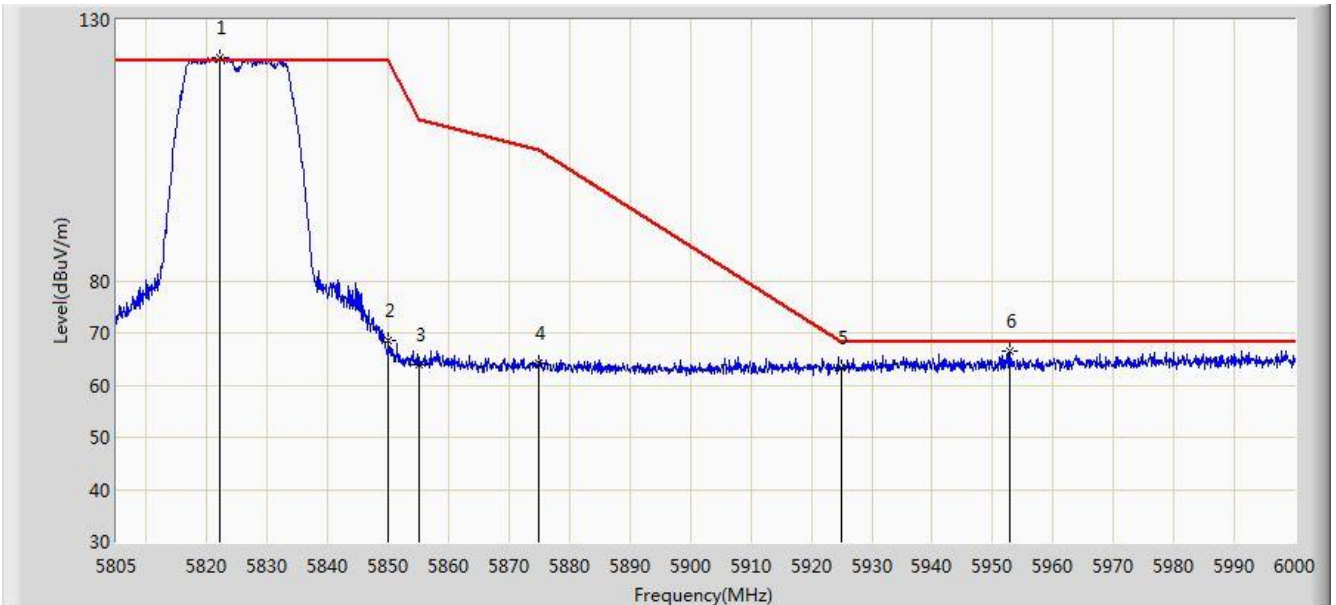


No	Flag	Mark	Frequency (MHz)	Measure Level (dBuV/m)	Reading Level (dBuV)	Over Limit (dB)	Limit (dBuV/m)	Factor (dB)	Type
1			5820.990	108.106	100.411	N/A	N/A	7.695	PK
2			5850.000	62.199	54.300	-60.001	122.200	7.899	PK
3			5855.000	63.326	55.420	-47.474	110.800	7.905	PK
4			5875.000	62.671	54.763	-42.529	105.200	7.909	PK
5			5925.000	63.790	55.757	-4.410	68.200	8.033	PK
6		*	5993.370	66.598	58.489	-1.602	68.200	8.109	PK

Note: Measure Level (dBμV/m) = Reading Level (dBμV) + Factor (dB)

Factor (dB) = Cable Loss (dB) + Antenna Factor (dB/m) - Pre\_Amplifier Gain (dB)

Site: AC2	Time: 2018/08/15 - 22:28
Limit: FCC_Part15.407_RE(3m)_Bandedge	Engineer: Jone Zhang
Probe: BBHA9120D_1-18GHz	Polarity: Vertical
EUT: AX6000 MU-MIMO Wi-Fi Router	Power: AC 120V/60Hz
Test Mode: Transmit by 802.11ac-VHT20 at Channel 5825MHz (Beam-Forming Mode)	

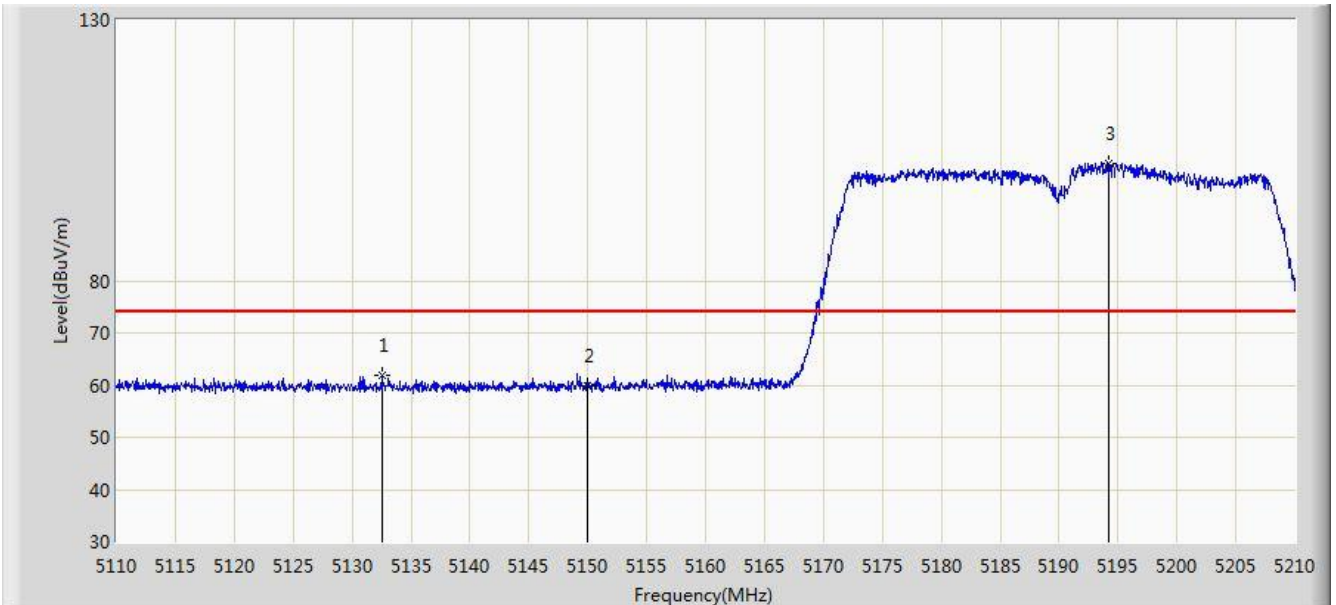


No	Flag	Mark	Frequency (MHz)	Measure Level (dBuV/m)	Reading Level (dBuV)	Over Limit (dB)	Limit (dBuV/m)	Factor (dB)	Type
1		*	5822.160	122.756	115.048	N/A	N/A	7.708	PK
2			5850.000	68.420	60.521	-53.780	122.200	7.899	PK
3			5855.000	64.003	56.097	-46.797	110.800	7.905	PK
4			5875.000	64.275	56.367	-40.925	105.200	7.909	PK
5			5925.000	63.343	55.310	-4.857	68.200	8.033	PK
6			5952.908	66.529	58.436	-1.671	68.200	8.092	PK

Note: Measure Level (dBμV/m) = Reading Level (dBμV) + Factor (dB)

Factor (dB) = Cable Loss (dB) + Antenna Factor (dB/m) - Pre\_Amplifier Gain (dB)

Site: AC2	Time: 2018/08/15 - 23:19
Limit: FCC_Part15.209_RE(3m)	Engineer: Jone Zhang
Probe: BBHA9120D_1-18GHz	Polarity: Horizontal
EUT: AX6000 MU-MIMO Wi-Fi Router	Power: AC 120V/60Hz
Test Mode: Transmit by 802.11ac-VHT40 at Channel 5190MHz (Beam-Forming Mode)	

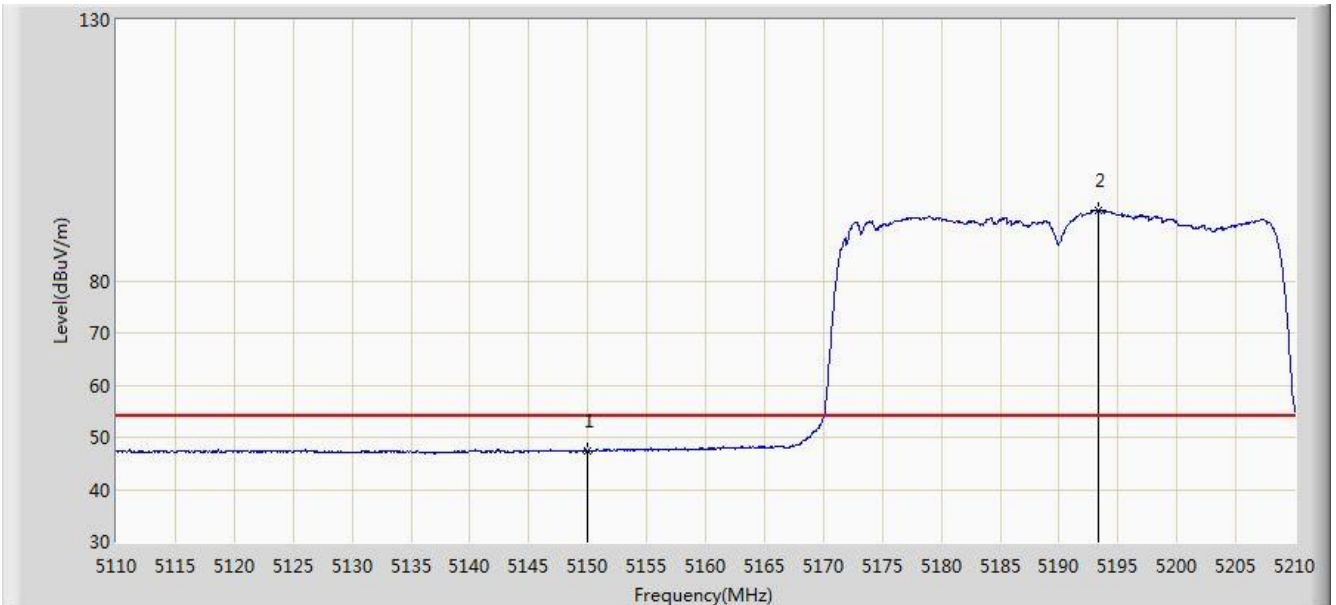


No	Flag	Mark	Frequency (MHz)	Measure Level (dBuV/m)	Reading Level (dBuV)	Over Limit (dB)	Limit (dBuV/m)	Factor (dB)	Type
1			5132.500	61.855	55.782	-12.145	74.000	6.072	PK
2			5150.000	59.821	53.698	-14.179	74.000	6.123	PK
3		*	5194.250	102.554	96.566	N/A	N/A	5.987	PK

Note: Measure Level (dB $\mu$ V/m) = Reading Level (dB $\mu$ V) + Factor (dB)

Factor (dB) = Cable Loss (dB) + Antenna Factor (dB/m) - Pre\_Amplifier Gain (dB)

Site: AC2	Time: 2018/08/15 - 23:20
Limit: FCC_Part15.209_RE(3m)	Engineer: Jone Zhang
Probe: BBHA9120D_1-18GHz	Polarity: Horizontal
EUT: AX6000 MU-MIMO Wi-Fi Router	Power: AC 120V/60Hz
Test Mode: Transmit by 802.11ac-VHT40 at Channel 5190MHz (Beam-Forming Mode)	

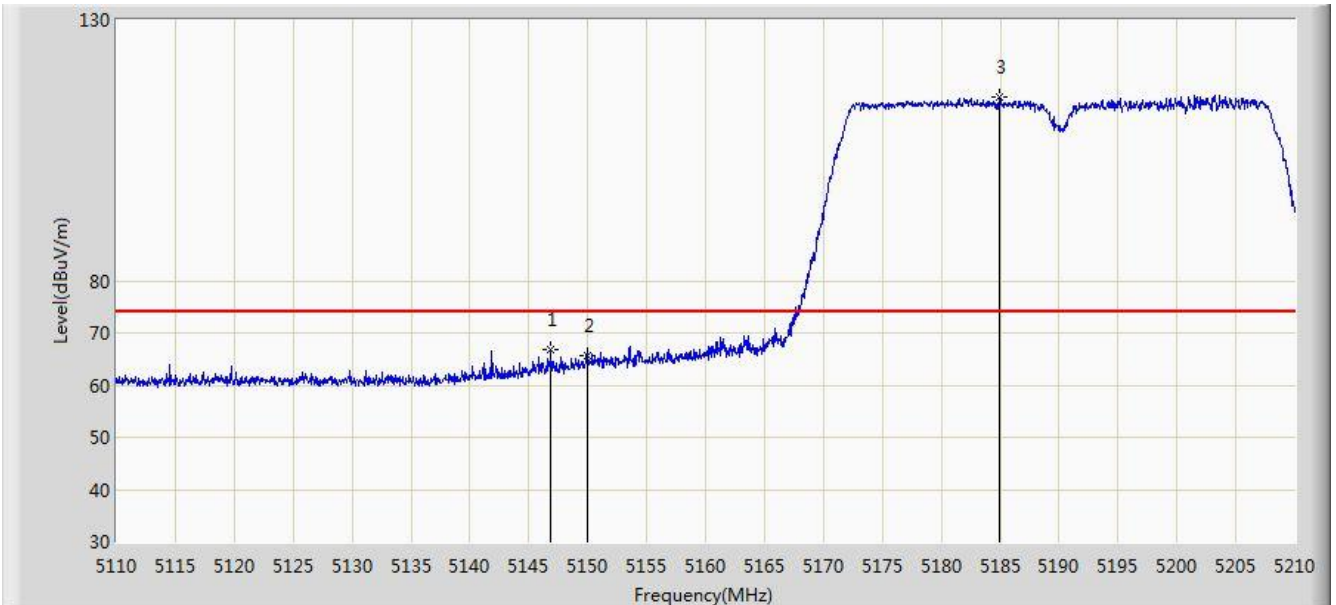


No	Flag	Mark	Frequency (MHz)	Measure Level (dBuV/m)	Reading Level (dBuV)	Over Limit (dB)	Limit (dBuV/m)	Factor (dB)	Type
1			5150.000	47.489	41.366	-6.511	54.000	6.123	AV
2		*	5193.350	93.598	87.603	N/A	N/A	5.995	AV

Note: Measure Level (dBμV/m) = Reading Level (dBμV) + Factor (dB)

Factor (dB) = Cable Loss (dB) + Antenna Factor (dB/m) - Pre\_Amplifier Gain (dB)

Site: AC2	Time: 2018/08/15 - 23:16
Limit: FCC_Part15.209_RE(3m)	Engineer: Jone Zhang
Probe: BBHA9120D_1-18GHz	Polarity: Vertical
EUT: AX6000 MU-MIMO Wi-Fi Router	Power: AC 120V/60Hz
Test Mode: Transmit by 802.11ac-VHT40 at Channel 5190MHz (Beam-Forming Mode)	

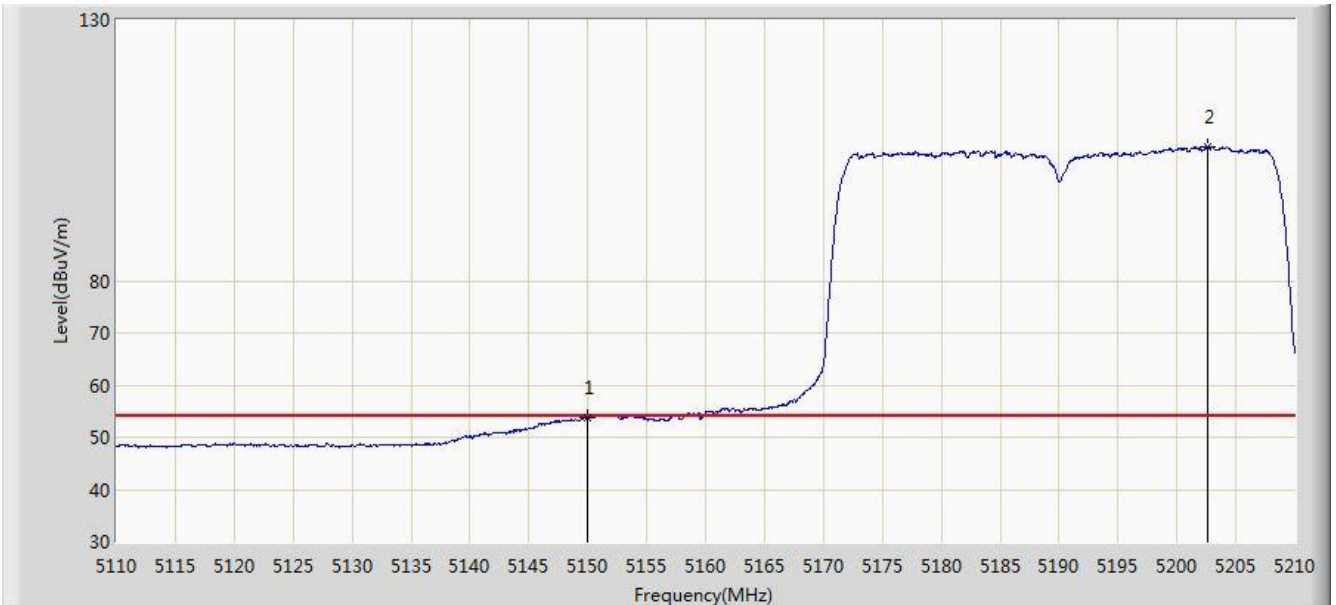


No	Flag	Mark	Frequency (MHz)	Measure Level (dBuV/m)	Reading Level (dBuV)	Over Limit (dB)	Limit (dBuV/m)	Factor (dB)	Type
1			5146.900	66.863	60.747	-7.137	74.000	6.115	PK
2			5150.000	65.613	59.490	-8.387	74.000	6.123	PK
3		*	5184.900	115.337	109.275	N/A	N/A	6.062	PK

Note: Measure Level (dB $\mu$ V/m) = Reading Level (dB $\mu$ V) + Factor (dB)

Factor (dB) = Cable Loss (dB) + Antenna Factor (dB/m) - Pre\_Amplifier Gain (dB)

Site: AC2	Time: 2018/08/15 - 23:12
Limit: FCC_Part15.209_RE(3m)	Engineer: Jone Zhang
Probe: BBHA9120D_1-18GHz	Polarity: Vertical
EUT: AX6000 MU-MIMO Wi-Fi Router	Power: AC 120V/60Hz
Test Mode: Transmit by 802.11ac-VHT40 at Channel 5190MHz (Beam-Forming Mode)	



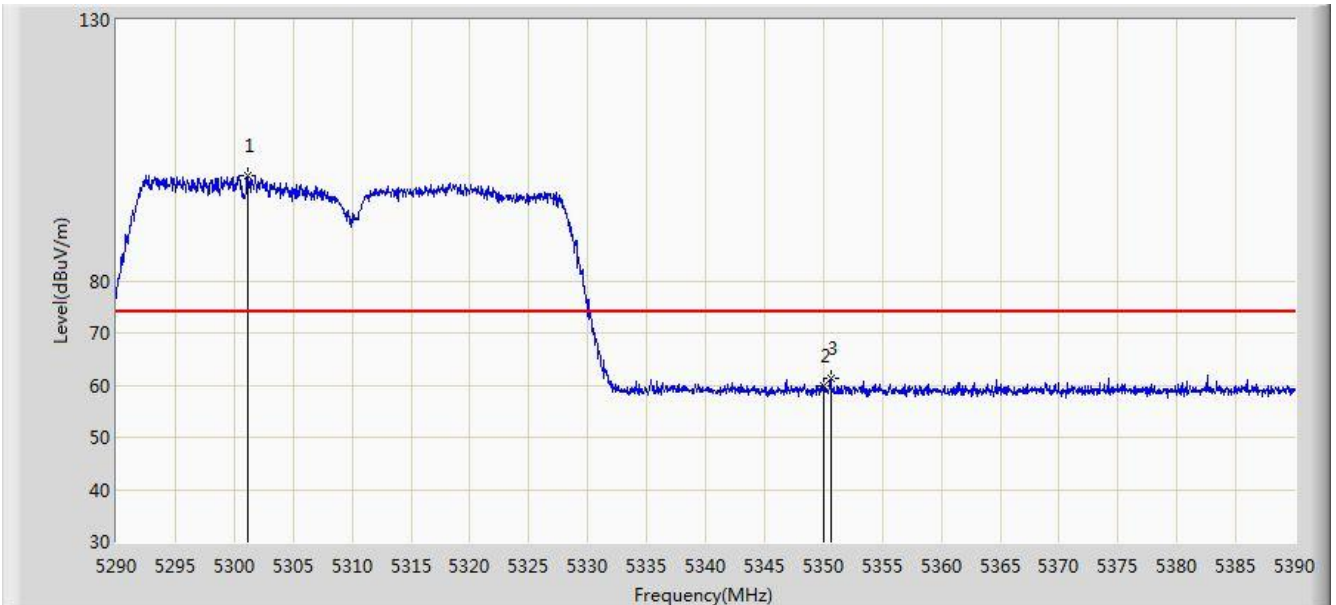
No	Flag	Mark	Frequency (MHz)	Measure Level (dBuV/m)	Reading Level (dBuV)	Over Limit (dB)	Limit (dBuV/m)	Factor (dB)	Type
1			5150.000	53.785	47.662	-0.215	54.000	6.123	AV
2		*	5202.650	105.789	99.873	N/A	N/A	5.916	AV

Note: Measure Level (dB $\mu$ V/m) = Reading Level (dB $\mu$ V) + Factor (dB)

Factor (dB) = Cable Loss (dB) + Antenna Factor (dB/m) - Pre\_Amplifier Gain (dB)



Site: AC2	Time: 2018/08/15 - 23:41
Limit: FCC_Part15.209_RE(3m)	Engineer: Jone Zhang
Probe: BBHA9120D_1-18GHz	Polarity: Horizontal
EUT: AX6000 MU-MIMO Wi-Fi Router	Power: AC 120V/60Hz
Test Mode: Transmit by 802.11ac-VHT40 at Channel 5310MHz (Beam-Forming Mode)	

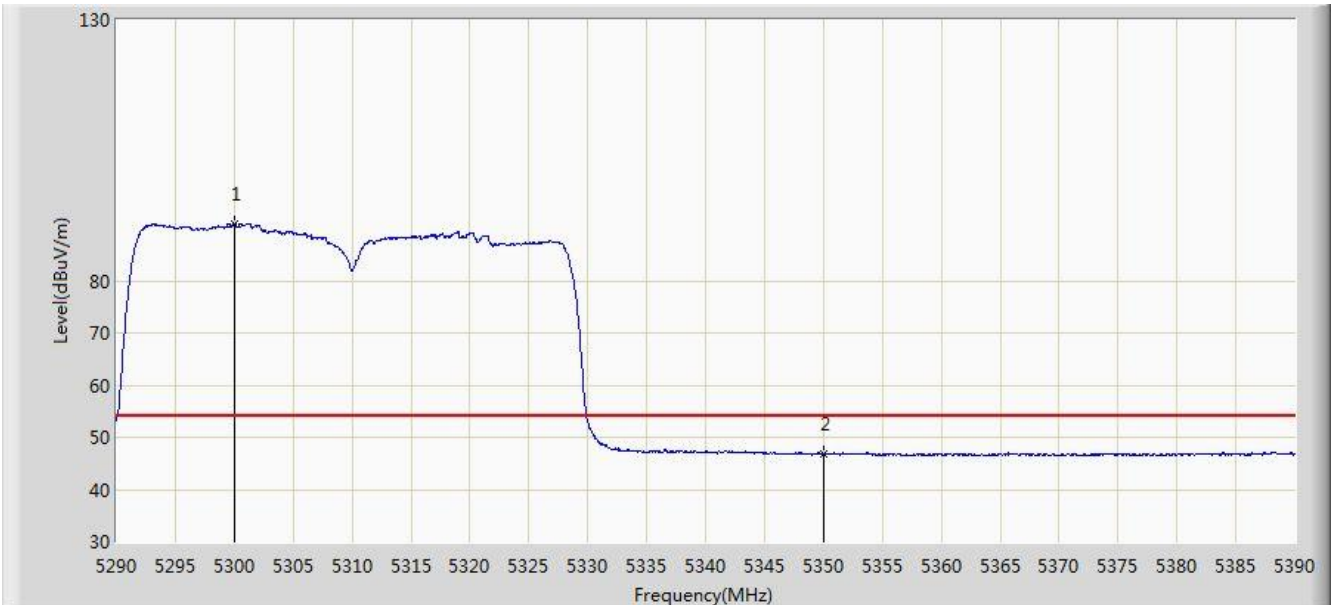


No	Flag	Mark	Frequency (MHz)	Measure Level (dBuV/m)	Reading Level (dBuV)	Over Limit (dB)	Limit (dBuV/m)	Factor (dB)	Type
1		*	5301.100	100.115	94.450	N/A	N/A	5.665	PK
2			5350.000	59.904	53.921	-14.096	74.000	5.983	PK
3			5350.600	61.259	55.270	-12.741	74.000	5.989	PK

Note: Measure Level (dB $\mu$ V/m) = Reading Level (dB $\mu$ V) + Factor (dB)

Factor (dB) = Cable Loss (dB) + Antenna Factor (dB/m) - Pre\_Amplifier Gain (dB)

Site: AC2	Time: 2018/08/15 - 23:42
Limit: FCC_Part15.209_RE(3m)	Engineer: Jone Zhang
Probe: BBHA9120D_1-18GHz	Polarity: Horizontal
EUT: AX6000 MU-MIMO Wi-Fi Router	Power: AC 120V/60Hz
Test Mode: Transmit by 802.11ac-VHT40 at Channel 5310MHz (Beam-Forming Mode)	

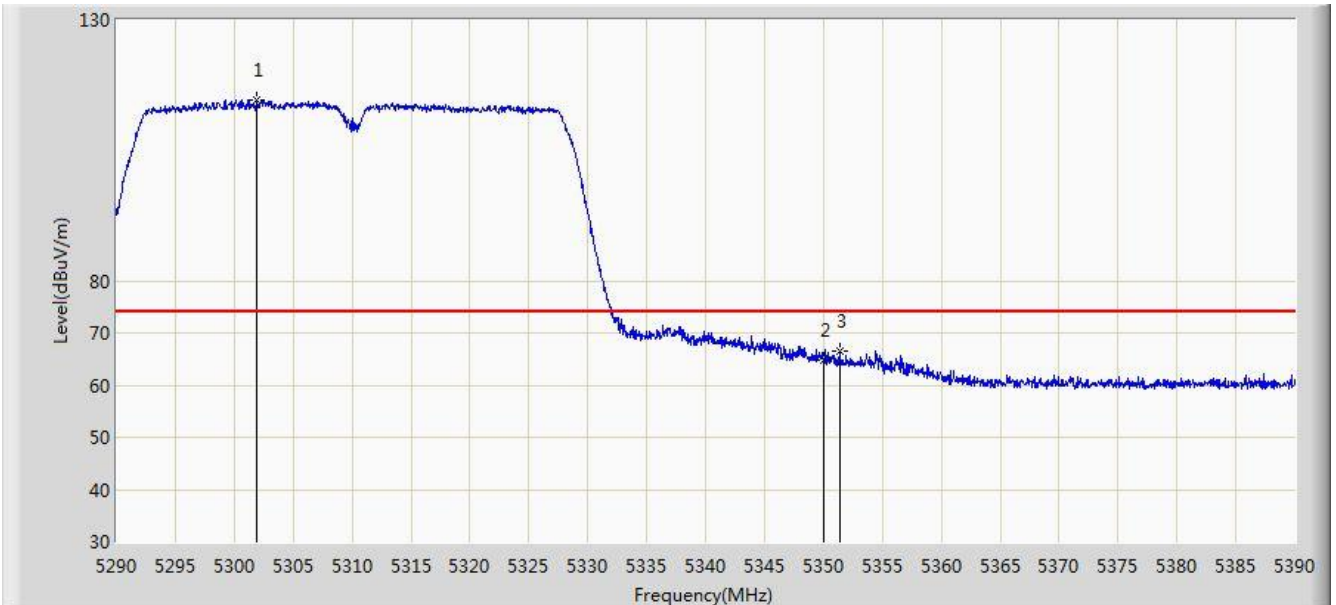


No	Flag	Mark	Frequency (MHz)	Measure Level (dBuV/m)	Reading Level (dBuV)	Over Limit (dB)	Limit (dBuV/m)	Factor (dB)	Type
1		*	5300.050	90.873	85.203	N/A	N/A	5.671	AV
2			5350.000	46.734	40.751	-7.266	54.000	5.983	AV

Note: Measure Level (dB $\mu$ V/m) = Reading Level (dB $\mu$ V) + Factor (dB)

Factor (dB) = Cable Loss (dB) + Antenna Factor (dB/m) - Pre\_Amplifier Gain (dB)

Site: AC2	Time: 2018/08/15 - 23:39
Limit: FCC_Part15.209_RE(3m)	Engineer: Jone Zhang
Probe: BBHA9120D_1-18GHz	Polarity: Vertical
EUT: AX6000 MU-MIMO Wi-Fi Router	Power: AC 120V/60Hz
Test Mode: Transmit by 802.11ac-VHT40 at Channel 5310MHz (Beam-Forming Mode)	

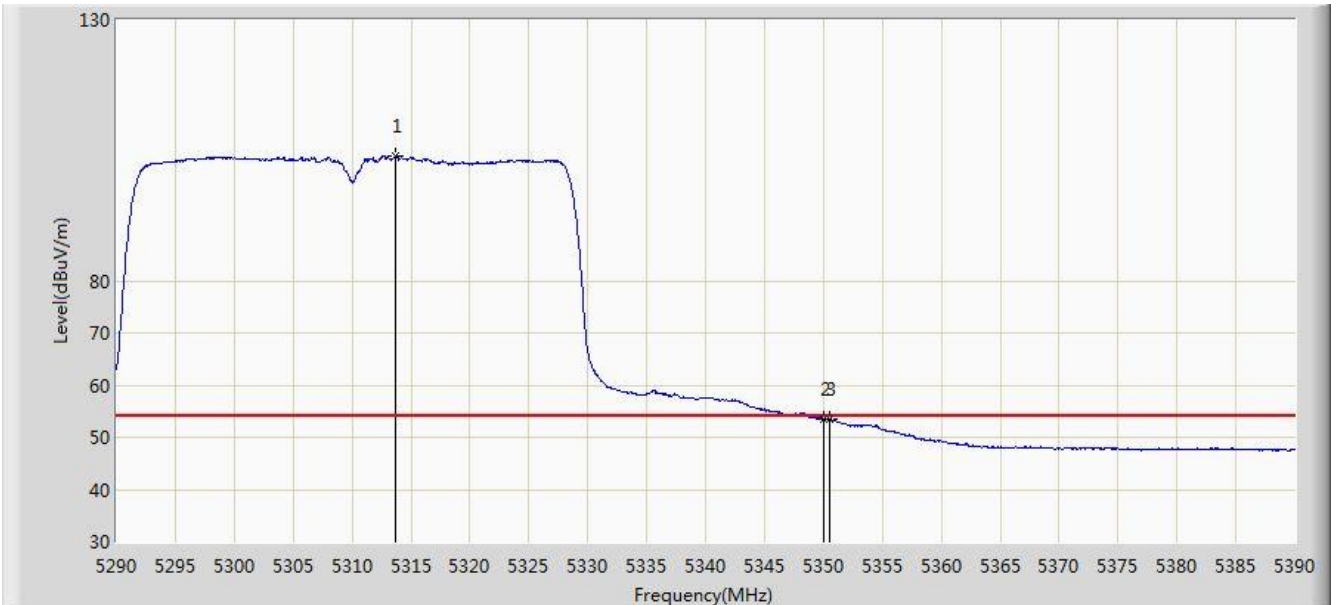


No	Flag	Mark	Frequency (MHz)	Measure Level (dBuV/m)	Reading Level (dBuV)	Over Limit (dB)	Limit (dBuV/m)	Factor (dB)	Type
1		*	5301.900	114.649	108.981	N/A	N/A	5.668	PK
2			5350.000	64.852	58.869	-9.148	74.000	5.983	PK
3			5351.400	66.545	60.548	-7.455	74.000	5.997	PK

Note: Measure Level (dB $\mu$ V/m) = Reading Level (dB $\mu$ V) + Factor (dB)

Factor (dB) = Cable Loss (dB) + Antenna Factor (dB/m) - Pre\_Amplifier Gain (dB)

Site: AC2	Time: 2018/08/15 - 23:38
Limit: FCC_Part15.209_RE(3m)	Engineer: Jone Zhang
Probe: BBHA9120D_1-18GHz	Polarity: Vertical
EUT: AX6000 MU-MIMO Wi-Fi Router	Power: AC 120V/60Hz
Test Mode: Transmit by 802.11ac-VHT40 at Channel 5310MHz (Beam-Forming Mode)	

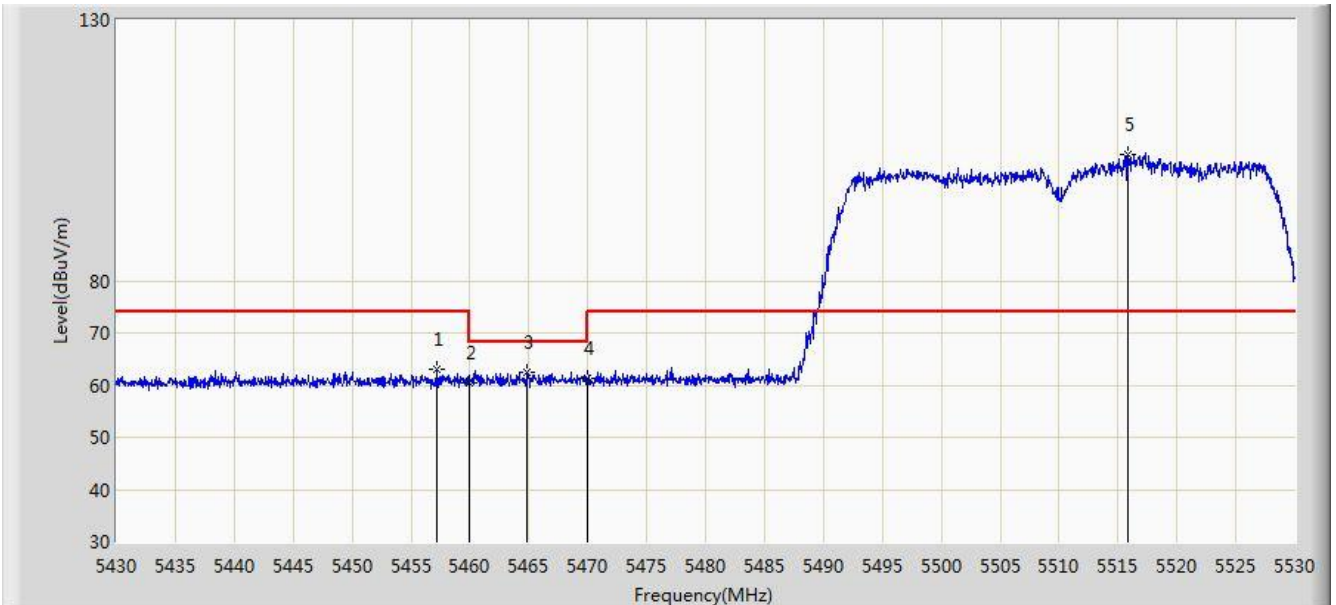


No	Flag	Mark	Frequency (MHz)	Measure Level (dBuV/m)	Reading Level (dBuV)	Over Limit (dB)	Limit (dBuV/m)	Factor (dB)	Type
1		*	5313.650	103.863	98.156	N/A	N/A	5.706	AV
2			5350.000	53.412	47.429	-0.588	54.000	5.983	AV
3			5350.500	53.621	47.633	-0.379	54.000	5.988	AV

Note: Measure Level (dBμV/m) = Reading Level (dBμV) + Factor (dB)

Factor (dB) = Cable Loss (dB) + Antenna Factor (dB/m) - Pre\_Amplifier Gain (dB)

Site: AC2	Time: 2018/08/15 - 23:54
Limit: FCC_Part15.209_RE(3m)	Engineer: Jone Zhang
Probe: BBHA9120D_1-18GHz	Polarity: Horizontal
EUT: AX6000 MU-MIMO Wi-Fi Router	Power: AC 120V/60Hz
Test Mode: Transmit by 802.11ac-VHT40 at Channel 5510MHz (Beam-Forming Mode)	

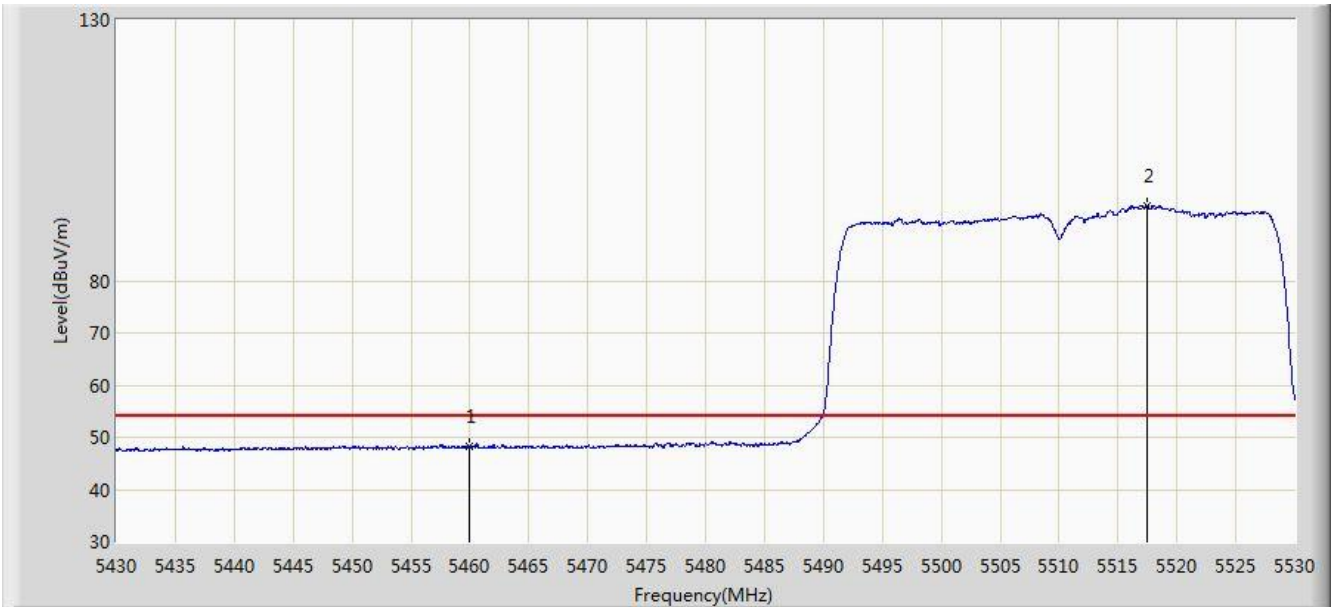


No	Flag	Mark	Frequency (MHz)	Measure Level (dBuV/m)	Reading Level (dBuV)	Over Limit (dB)	Limit (dBuV/m)	Factor (dB)	Type
1			5457.200	62.931	56.478	-11.069	74.000	6.453	PK
2			5460.000	60.514	54.061	-13.486	74.000	6.452	PK
3			5464.800	62.457	56.005	-5.743	68.200	6.451	PK
4			5470.000	61.205	54.755	-6.995	68.200	6.451	PK
5		*	5515.850	104.118	97.635	N/A	N/A	6.483	PK

Note: Measure Level (dBμV/m) = Reading Level (dBμV) + Factor (dB)

Factor (dB) = Cable Loss (dB) + Antenna Factor (dB/m) - Pre\_Amplifier Gain (dB)

Site: AC2	Time: 2018/08/15 - 23:55
Limit: FCC_Part15.209_RE(3m)	Engineer: Jone Zhang
Probe: BBHA9120D_1-18GHz	Polarity: Horizontal
EUT: AX6000 MU-MIMO Wi-Fi Router	Power: AC 120V/60Hz
Test Mode: Transmit by 802.11ac-VHT40 at Channel 5510MHz (Beam-Forming Mode)	

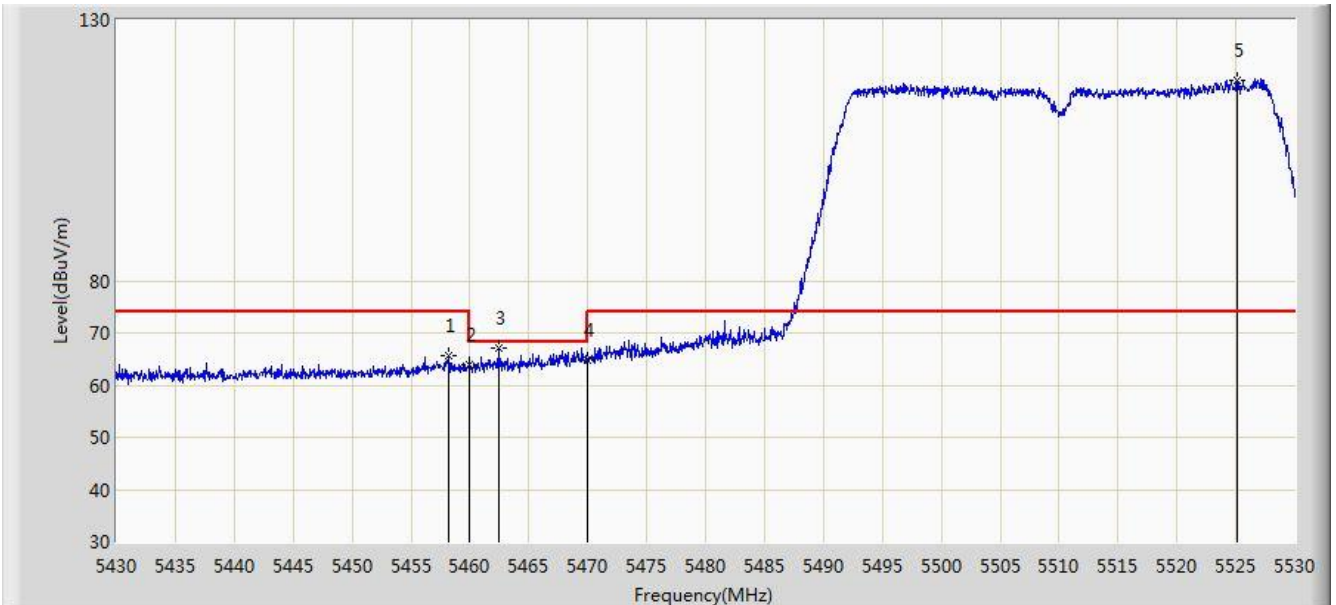


No	Flag	Mark	Frequency (MHz)	Measure Level (dBuV/m)	Reading Level (dBuV)	Over Limit (dB)	Limit (dBuV/m)	Factor (dB)	Type
1			5460.000	48.289	41.836	-5.711	54.000	6.452	AV
2		*	5517.500	94.378	87.887	N/A	N/A	6.491	AV

Note: Measure Level (dB $\mu$ V/m) = Reading Level (dB $\mu$ V) + Factor (dB)

Factor (dB) = Cable Loss (dB) + Antenna Factor (dB/m) - Pre\_Amplifier Gain (dB)

Site: AC2	Time: 2018/08/15 - 23:44
Limit: FCC_Part15.209_RE(3m)	Engineer: Jone Zhang
Probe: BBHA9120D_1-18GHz	Polarity: Vertical
EUT: AX6000 MU-MIMO Wi-Fi Router	Power: AC 120V/60Hz
Test Mode: Transmit by 802.11ac-VHT40 at Channel 5510MHz (Beam-Forming Mode)	

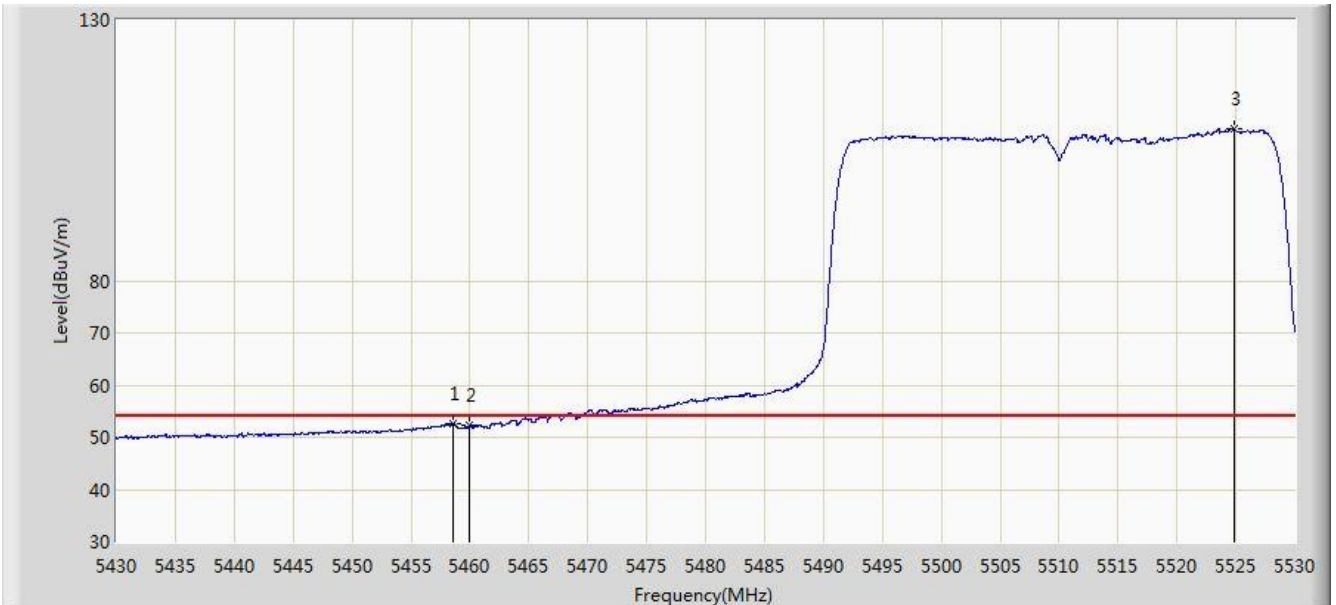


No	Flag	Mark	Frequency (MHz)	Measure Level (dBuV/m)	Reading Level (dBuV)	Over Limit (dB)	Limit (dBuV/m)	Factor (dB)	Type
1			5458.250	65.622	59.169	-8.378	74.000	6.453	PK
2			5460.000	64.057	57.604	-9.943	74.000	6.452	PK
3			5462.500	67.233	60.781	-0.967	68.200	6.452	PK
4			5470.000	64.904	58.454	-3.296	68.200	6.451	PK
5		*	5525.100	118.386	111.840	N/A	N/A	6.546	PK

Note: Measure Level (dB $\mu$ V/m) = Reading Level (dB $\mu$ V) + Factor (dB)

Factor (dB) = Cable Loss (dB) + Antenna Factor (dB/m) - Pre\_Amplifier Gain (dB)

Site: AC2	Time: 2018/08/15 - 23:51
Limit: FCC_Part15.209_RE(3m)	Engineer: Jone Zhang
Probe: BBHA9120D_1-18GHz	Polarity: Vertical
EUT: AX6000 MU-MIMO Wi-Fi Router	Power: AC 120V/60Hz
Test Mode: Transmit by 802.11ac-VHT40 at Channel 5510MHz (Beam-Forming Mode)	



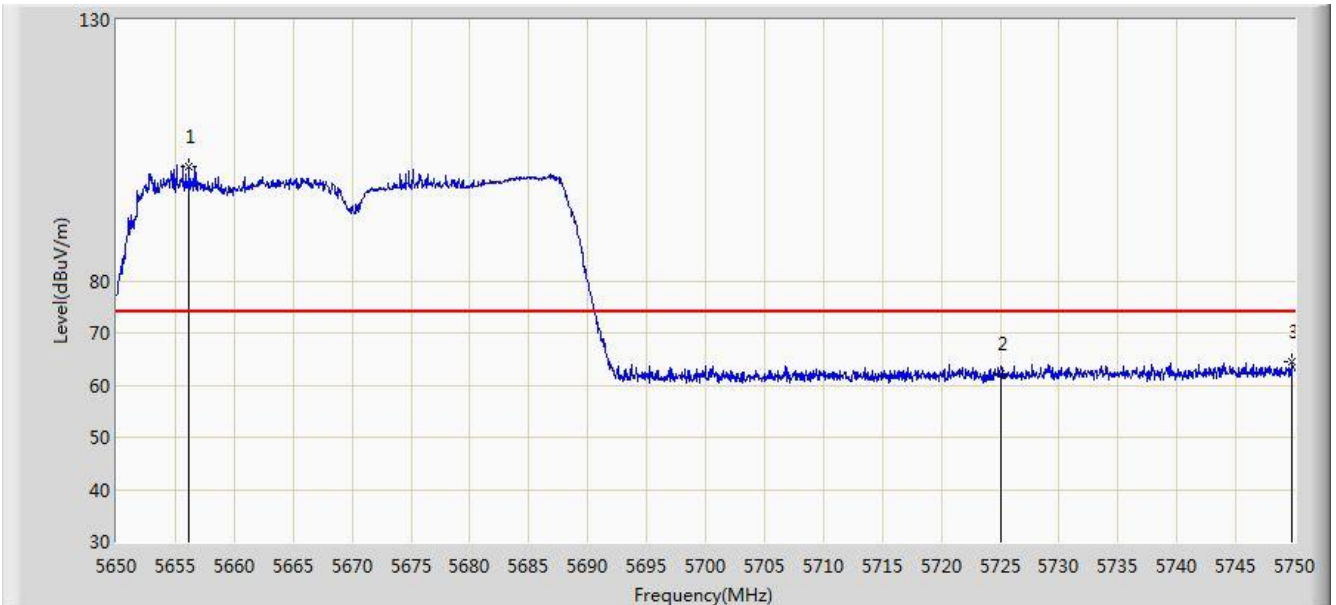
No	Flag	Mark	Frequency (MHz)	Measure Level (dBuV/m)	Reading Level (dBuV)	Over Limit (dB)	Limit (dBuV/m)	Factor (dB)	Type
1			5458.550	52.553	46.100	-1.447	54.000	6.454	AV
2			5460.000	52.265	45.812	-1.735	54.000	6.452	AV
3		*	5524.800	109.068	102.525	N/A	N/A	6.543	AV

Note: Measure Level (dB $\mu$ V/m) = Reading Level (dB $\mu$ V) + Factor (dB)

Factor (dB) = Cable Loss (dB) + Antenna Factor (dB/m) - Pre\_Amplifier Gain (dB)



Site: AC2	Time: 2018/08/16 - 00:24
Limit: FCC_Part15.209_RE(3m)	Engineer: Jone Zhang
Probe: BBHA9120D_1-18GHz	Polarity: Horizontal
EUT: AX6000 MU-MIMO Wi-Fi Router	Power: AC 120V/60Hz
Test Mode: Transmit by 802.11ac-VHT40 at Channel 5670MHz (Beam-Forming Mode)	

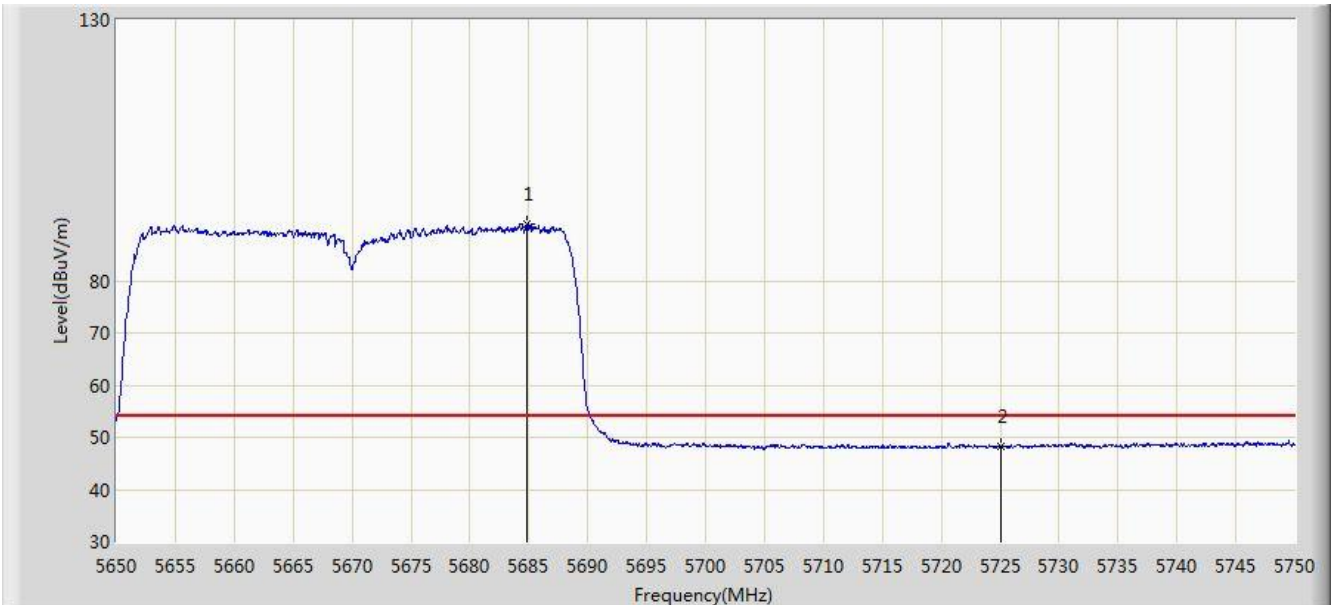


No	Flag	Mark	Frequency (MHz)	Measure Level (dBuV/m)	Reading Level (dBuV)	Over Limit (dB)	Limit (dBuV/m)	Factor (dB)	Type
1		*	5656.200	101.994	94.972	N/A	N/A	7.022	PK
2			5725.000	62.047	54.882	-11.953	74.000	7.165	PK
3			5749.800	64.349	56.963	-9.651	74.000	7.386	PK

Note: Measure Level (dB $\mu$ V/m) = Reading Level (dB $\mu$ V) + Factor (dB)

Factor (dB) = Cable Loss (dB) + Antenna Factor (dB/m) - Pre\_Amplifier Gain (dB)

Site: AC2	Time: 2018/08/16 - 00:26
Limit: FCC_Part15.209_RE(3m)	Engineer: Jone Zhang
Probe: BBHA9120D_1-18GHz	Polarity: Horizontal
EUT: AX6000 MU-MIMO Wi-Fi Router	Power: AC 120V/60Hz
Test Mode: Transmit by 802.11ac-VHT40 at Channel 5670MHz (Beam-Forming Mode)	

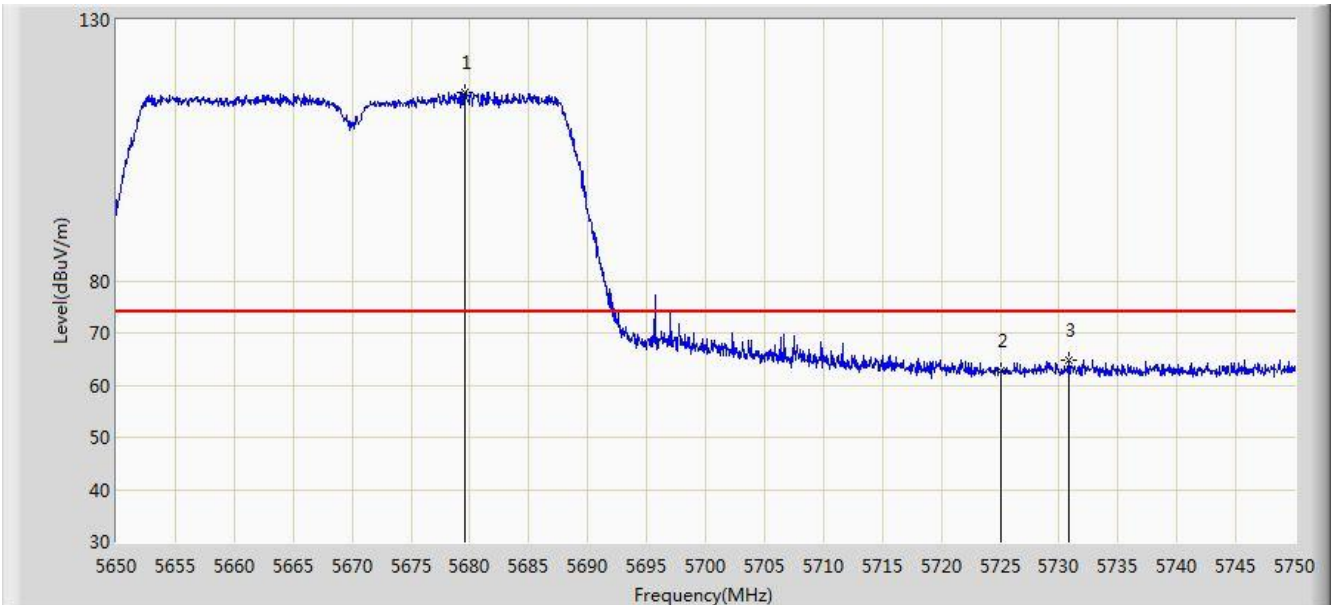


No	Flag	Mark	Frequency (MHz)	Measure Level (dBuV/m)	Reading Level (dBuV)	Over Limit (dB)	Limit (dBuV/m)	Factor (dB)	Type
1		*	5684.850	90.876	83.898	N/A	N/A	6.977	AV
2			5725.000	48.333	41.168	-5.667	54.000	7.165	AV

Note: Measure Level (dB $\mu$ V/m) = Reading Level (dB $\mu$ V) + Factor (dB)

Factor (dB) = Cable Loss (dB) + Antenna Factor (dB/m) - Pre\_Amplifier Gain (dB)

Site: AC2	Time: 2018/08/15 - 23:58
Limit: FCC_Part15.209_RE(3m)	Engineer: Jone Zhang
Probe: BBHA9120D_1-18GHz	Polarity: Vertical
EUT: AX6000 MU-MIMO Wi-Fi Router	Power: AC 120V/60Hz
Test Mode: Transmit by 802.11ac-VHT40 at Channel 5670MHz (Beam-Forming Mode)	



No	Flag	Mark	Frequency (MHz)	Measure Level (dBuV/m)	Reading Level (dBuV)	Over Limit (dB)	Limit (dBuV/m)	Factor (dB)	Type
1		*	5679.550	116.108	109.120	N/A	N/A	6.988	PK
2			5725.000	62.775	55.610	-11.225	74.000	7.165	PK
3			5730.850	64.769	57.546	-9.231	74.000	7.223	PK

Note: Measure Level (dB $\mu$ V/m) = Reading Level (dB $\mu$ V) + Factor (dB)

Factor (dB) = Cable Loss (dB) + Antenna Factor (dB/m) - Pre\_Amplifier Gain (dB)