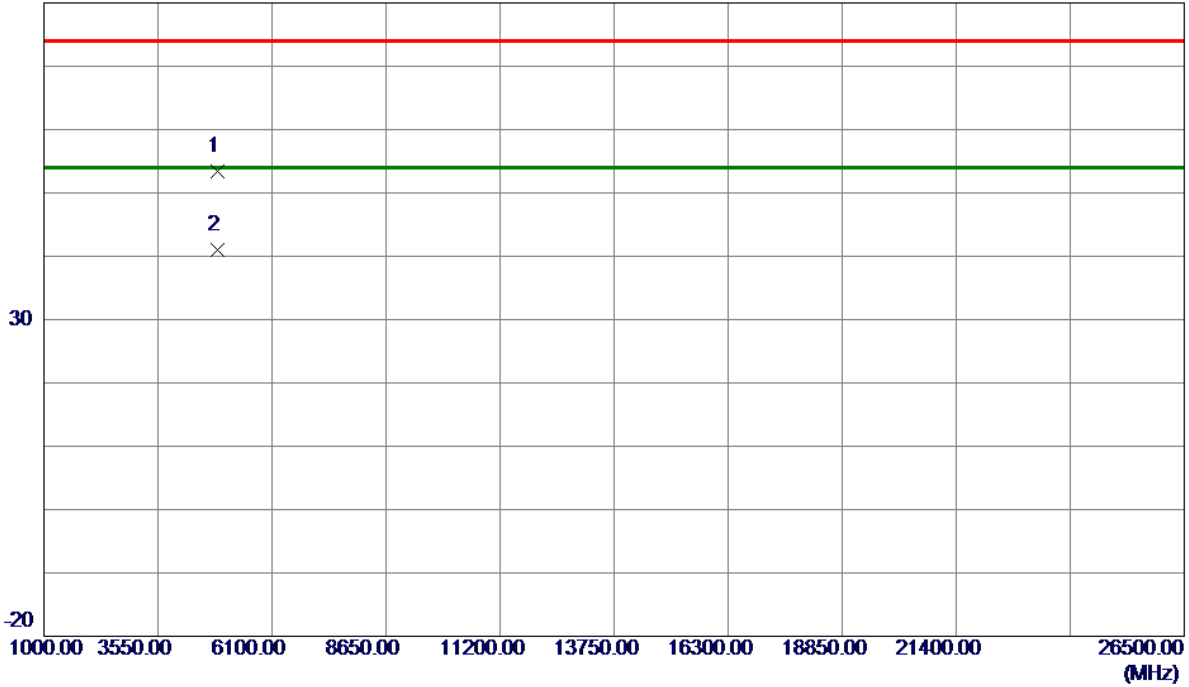


Test Mode: TX N-20M Mode 2437 MHz

### Horizontal

80 dBuV/m



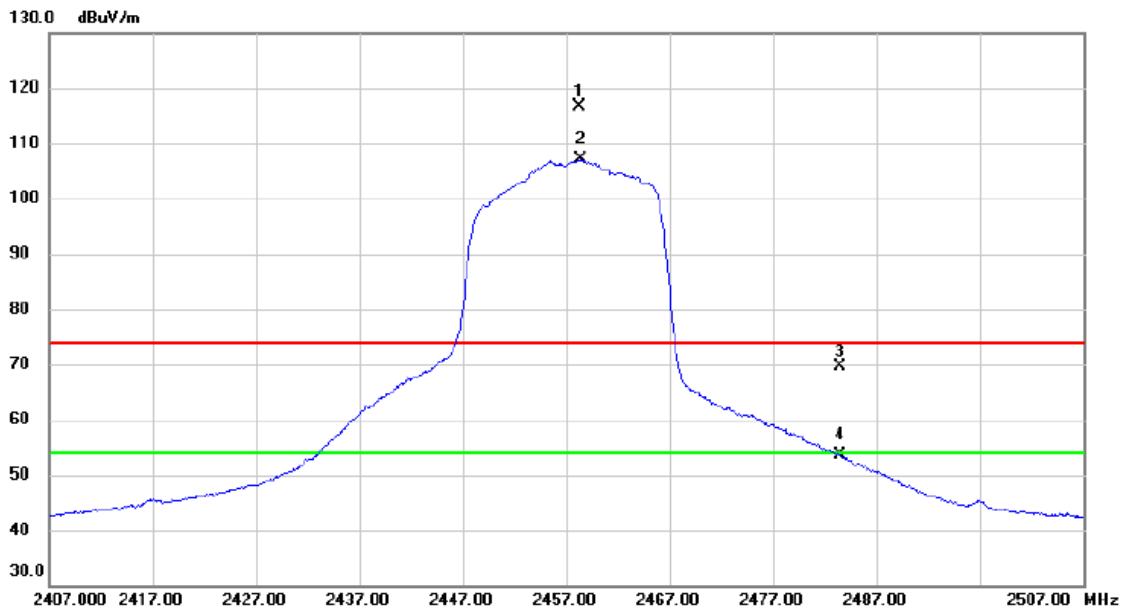
No.	Freq. MHz	Reading Level dBuV/m	Correct Factor dB	Measure ment dBuV/m	Limit dBuV/m	Margin dB	Detector	Comment
1	4875.9770	45.49	7.90	53.39	74.00	-20.61	Peak	
2 *	4876.3020	33.13	7.90	41.03	54.00	-12.97	AVG	

**REMARKS:**

- (1) Measurement Value = Reading Level + Correct Factor.
- (2) Margin Level = Measurement Value - Limit Value.

Test Mode: TX N-20M Mode 2457 MHz

### Vertical



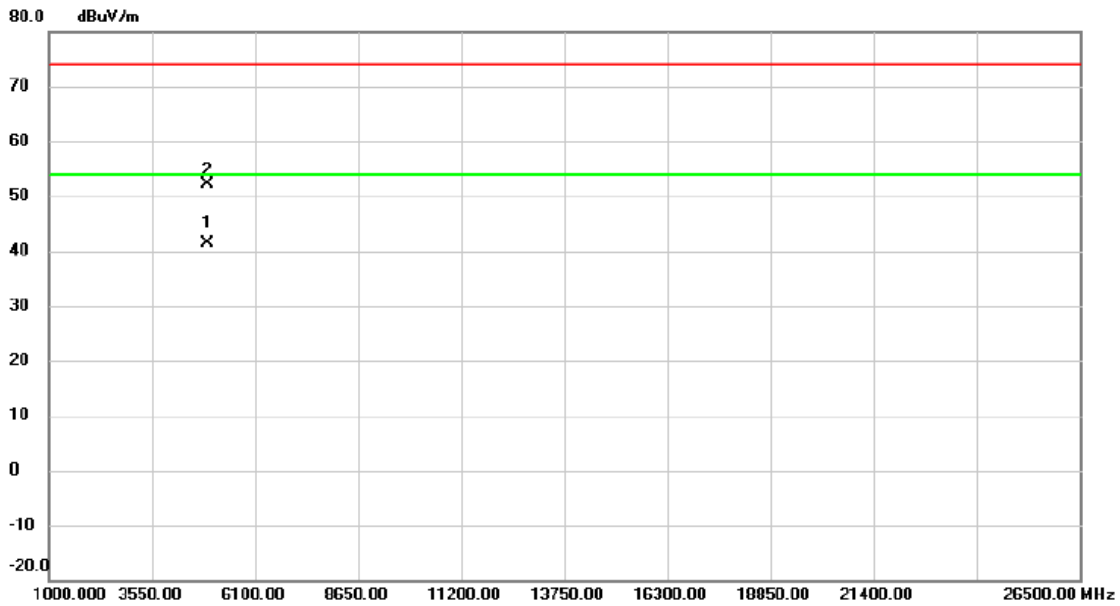
No.	Mk.	Freq. MHz	Reading Level dBuV	Correct Factor dB	Measure- ment dBuV/m	Limit dBuV/m	Margin dB	Detector	Comment
1	X	2458.250	106.31	10.20	116.51	74.00	42.51	peak	No Limit
2	*	2458.400	96.88	10.20	107.08	54.00	53.08	AVG	No Limit
3		2483.500	59.31	10.29	69.60	74.00	-4.40	peak	
4		2483.500	43.23	10.29	53.52	54.00	-0.48	AVG	

**REMARKS:**

- (1) Measurement Value = Reading Level + Correct Factor.
- (2) Margin Level = Measurement Value - Limit Value.

Test Mode: TX N-20M Mode 2457 MHz

### Vertical

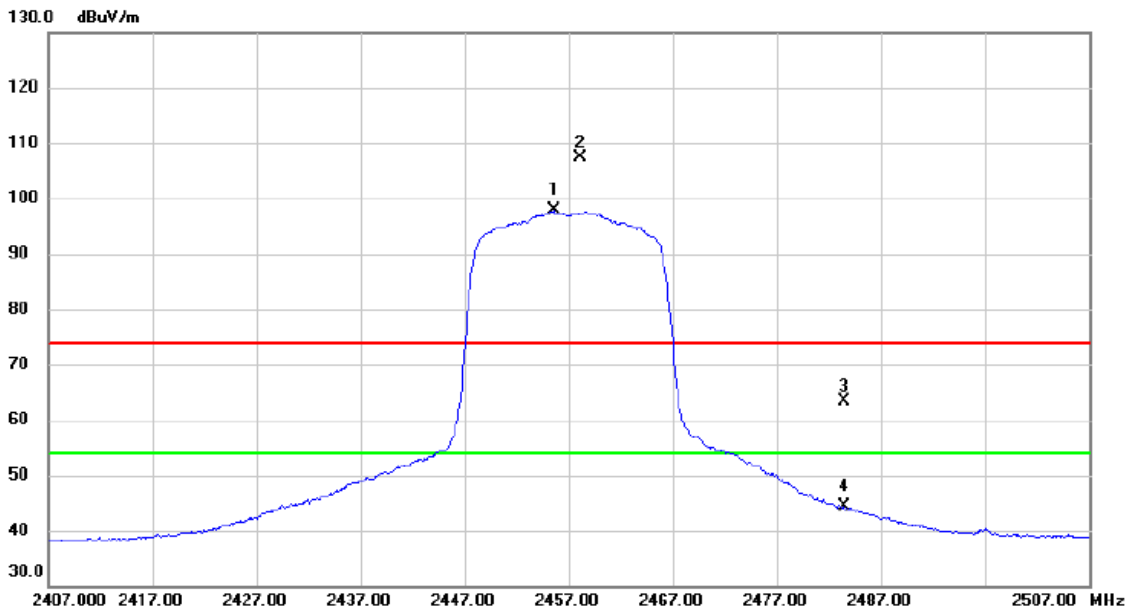


No.	Mk.	Freq.	Reading Level	Correct Factor	Measurement	Limit	Margin	Detector	Comment
		MHz	dBuV	dB	dBuV/m	dBuV/m	dB		
1	*	4911.738	33.35	8.05	41.40	54.00	-12.60	AVG	
2		4916.038	44.07	8.07	52.14	74.00	-21.86	peak	

REMARKS:  
 (1) Measurement Value = Reading Level + Correct Factor.  
 (2) Margin Level = Measurement Value - Limit Value.

Test Mode: TX N-20M Mode 2457 MHz

### Horizontal



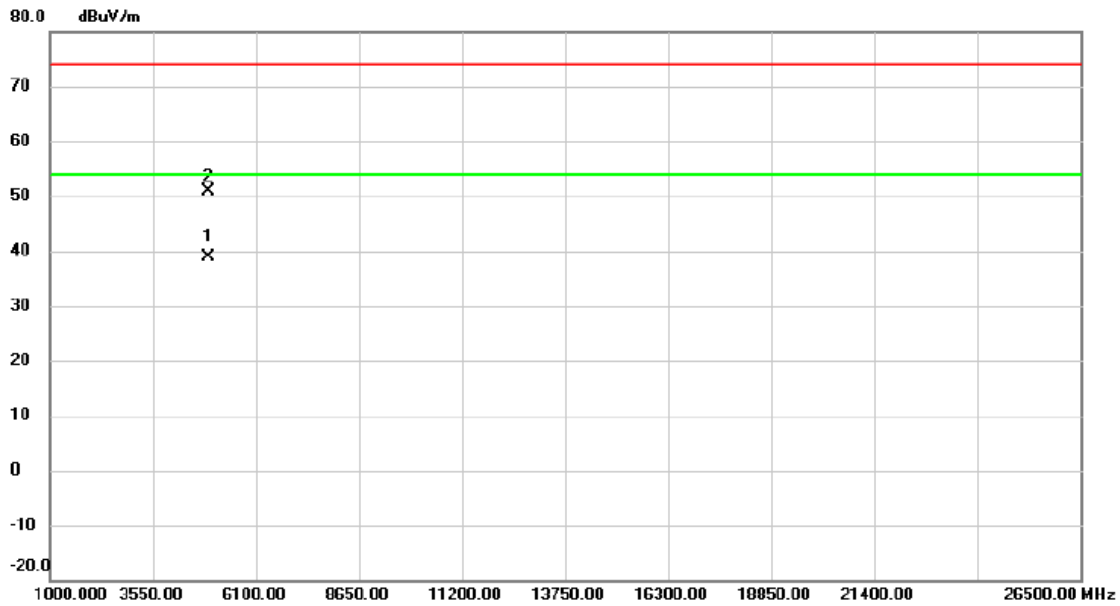
No.	Mk.	Freq. MHz	Reading Level dBuV	Correct Factor dB	Measure- ment dBuV/m	Limit dBuV/m	Margin dB	Detector	Comment
1	*	2455.550	87.73	10.19	97.92	54.00	43.92	AVG	No Limit
2	X	2458.150	97.11	10.20	107.31	74.00	33.31	peak	No Limit
3		2483.500	53.16	10.29	63.45	74.00	-10.55	peak	
4		2483.500	33.98	10.29	44.27	54.00	-9.73	AVG	

**REMARKS:**

- (1) Measurement Value = Reading Level + Correct Factor.
- (2) Margin Level = Measurement Value - Limit Value.

Test Mode: TX N-20M Mode 2457 MHz

### Horizontal



No.	Mk.	Freq. MHz	Reading Level dBuV	Correct Factor dB	Measure- ment dBuV/m	Limit dBuV/m	Margin dB	Detector	Comment
1	*	4912.975	30.91	8.05	38.96	54.00	-15.04	AVG	
2		4916.255	42.85	8.07	50.92	74.00	-23.08	peak	

**REMARKS:**

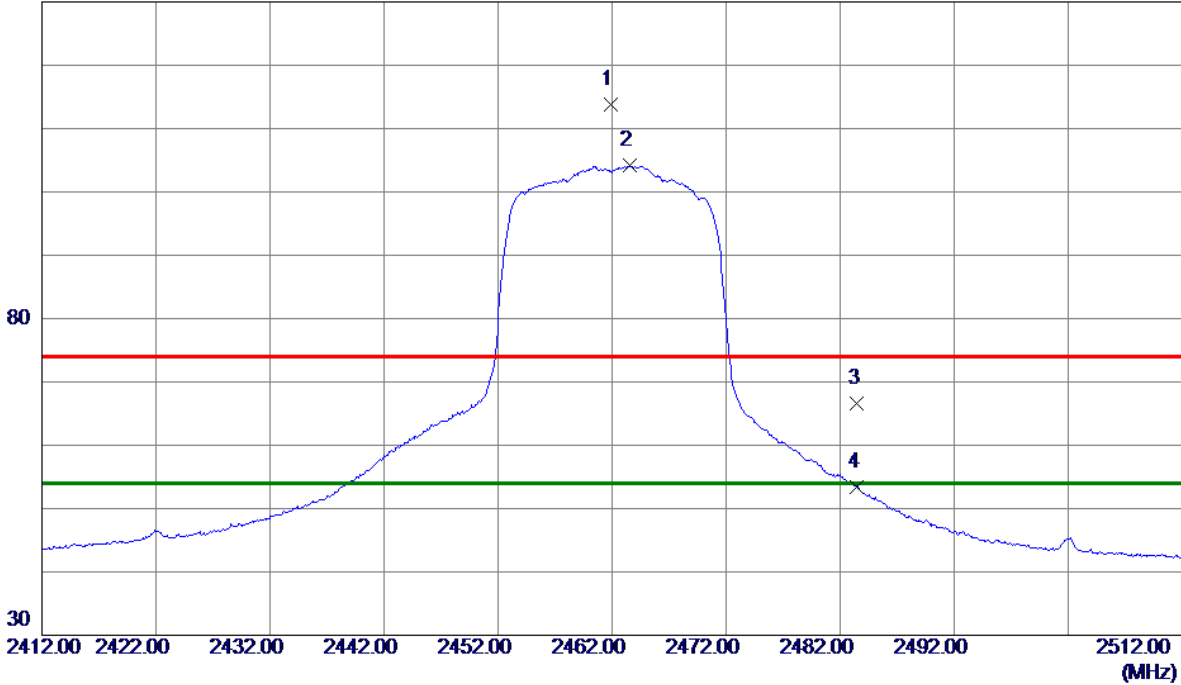
(1) Measurement Value = Reading Level + Correct Factor.

(2) Margin Level = Measurement Value - Limit Value.

Test Mode: TX N-20M Mode 2462 MHz

**Vertical**

130 dBuV/m



No.	Freq. MHz	Reading Level dBuV/m	Correct Factor dB	Measure ment dBuV/m	Limit dBuV/m	Margin dB	Detector	Comment
1	2461.9000	103.60	10.22	113.82	74.00	39.82	Peak	No Limit
2 *	2463.5500	93.89	10.22	104.11	54.00	50.11	AVG	No Limit
3	2483.5000	56.35	10.30	66.65	74.00	-7.35	Peak	
4	2483.5000	43.09	10.30	53.39	54.00	-0.61	AVG	

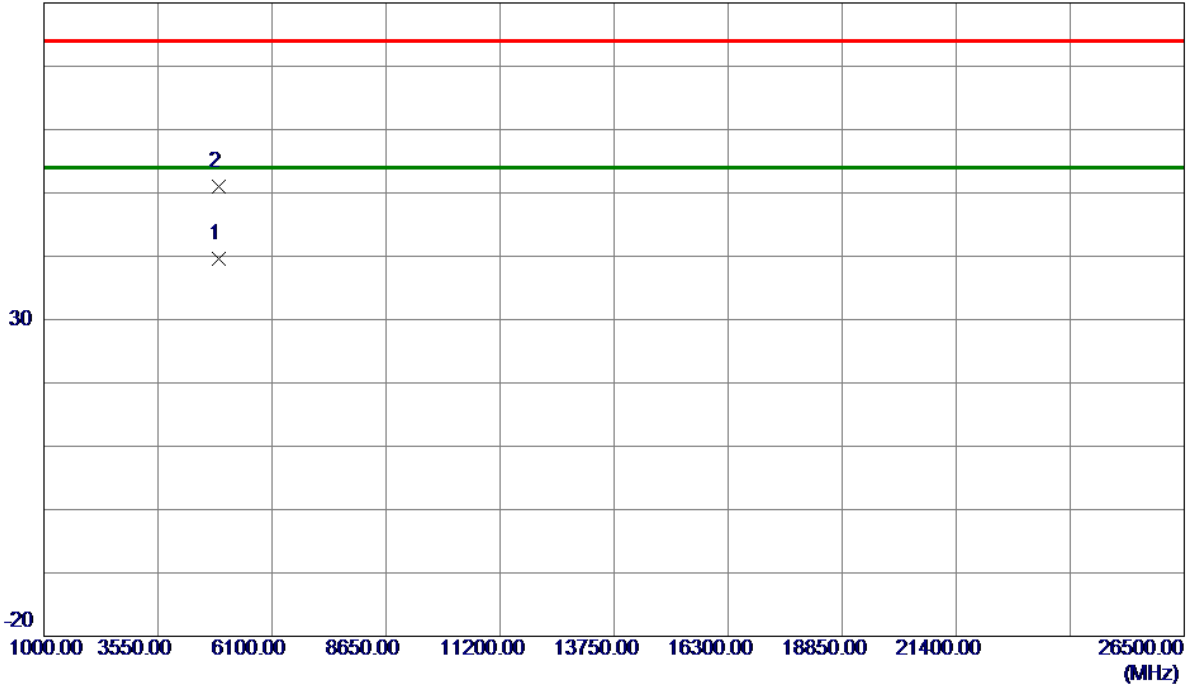
**REMARKS:**

- (1) Measurement Value = Reading Level + Correct Factor.
- (2) Margin Level = Measurement Value - Limit Value.

Test Mode: TX N-20M Mode 2462 MHz

### Vertical

80 dBuV/m



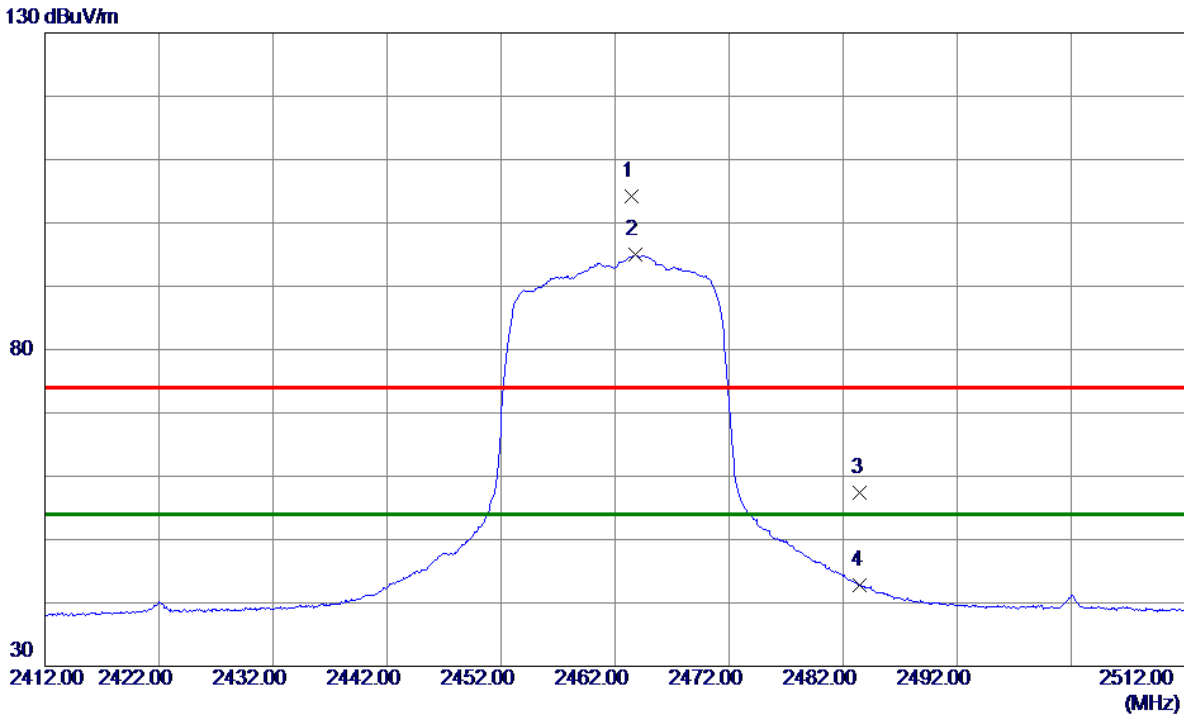
No.	Freq. MHz	Reading Level dBuV/m	Correct Factor dB	Measure ment dBuV/m	Limit dBuV/m	Margin dB	Detector	Comment
1 *	4923.6800	31.57	8.10	39.67	54.00	-14.33	AVG	
2	4924.0299	42.82	8.10	50.92	74.00	-23.08	Peak	

**REMARKS:**

- (1) Measurement Value = Reading Level + Correct Factor.
- (2) Margin Level = Measurement Value - Limit Value.

Test Mode: TX N-20M Mode 2462 MHz

### Horizontal



No.	Freq. MHz	Reading Level dBuV/m	Correct Factor dB	Measure ment dBuV/m	Limit dBuV/m	Margin dB	Detector	Comment
1	2463.4000	93.89	10.22	104.11	74.00	30.11	Peak	No Limit
2 *	2463.7500	84.78	10.22	95.00	54.00	41.00	AVG	No Limit
3	2483.5000	47.14	10.30	57.44	74.00	-16.56	Peak	
4	2483.5000	32.45	10.30	42.75	54.00	-11.25	AVG	

**REMARKS:**

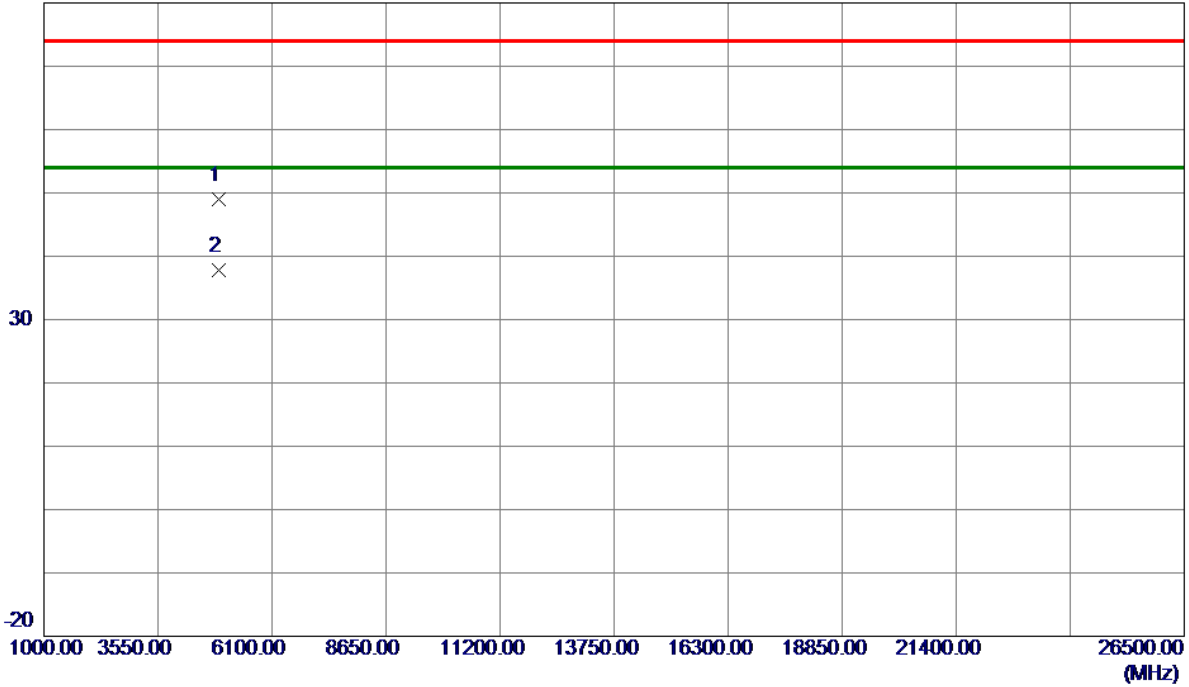
- (1) Measurement Value = Reading Level + Correct Factor.
- (2) Margin Level = Measurement Value - Limit Value.



Test Mode: TX N-20M Mode 2462 MHz

### Horizontal

80 dBuV/m



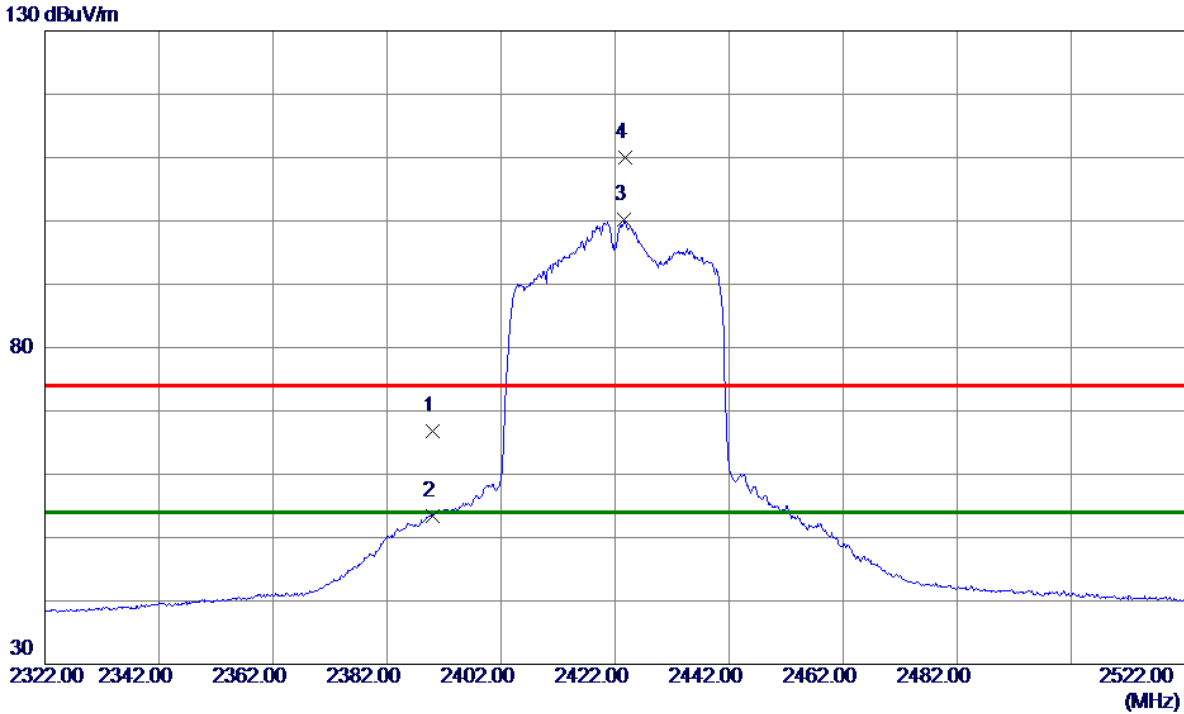
No.	Freq. MHz	Reading Level dBuV/m	Correct Factor dB	Measure ment dBuV/m	Limit dBuV/m	Margin dB	Detector	Comment
1	4923.9270	40.80	8.10	48.90	74.00	-25.10	Peak	
2 *	4923.9900	29.60	8.10	37.70	54.00	-16.30	AVG	

**REMARKS:**

- (1) Measurement Value = Reading Level + Correct Factor.
- (2) Margin Level = Measurement Value - Limit Value.

Test Mode: TX N-40M Mode 2422MHz

Vertical



No.	Freq. MHz	Reading Level dBuV/m	Correct Factor dB	Measure ment dBuV/m	Limit dBuV/m	Margin dB	Detector	Comment
1	2390.0000	56.76	9.95	66.71	74.00	-7.29	Peak	
2	2390.0000	43.52	9.95	53.47	54.00	-0.53	AVG	
3 *	2423.6000	90.04	10.07	100.11	54.00	46.11	AVG	No Limit
4	2423.8000	99.94	10.07	110.01	74.00	36.01	Peak	No Limit

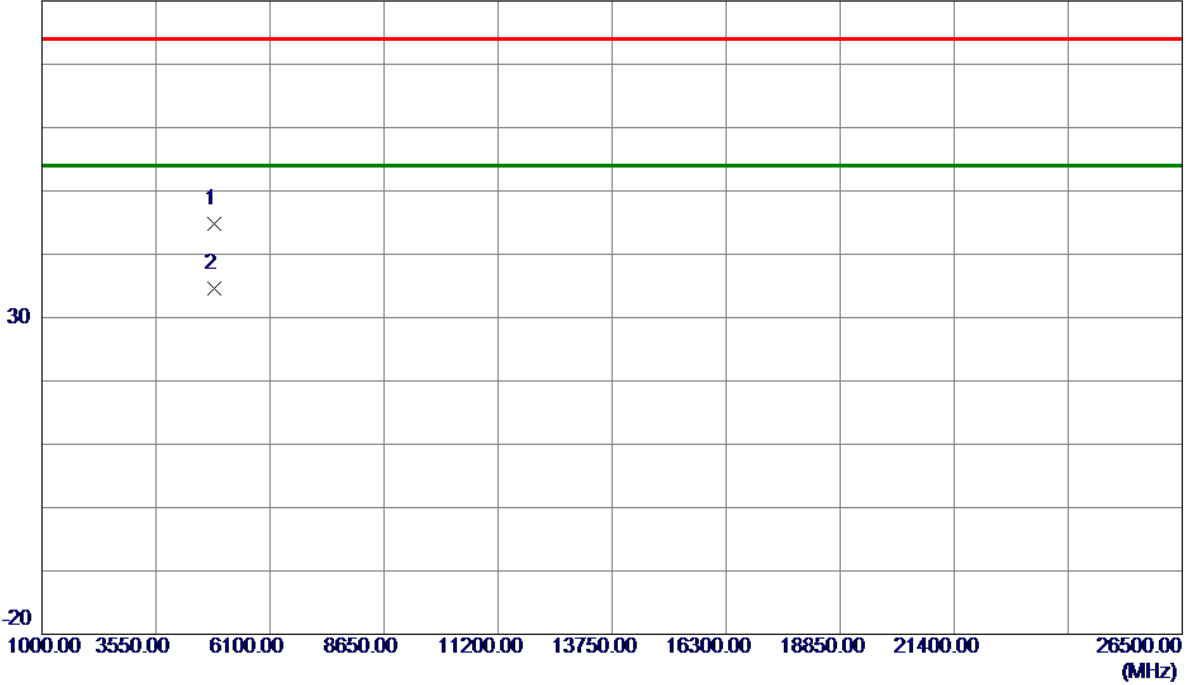
REMARKS:

- (1) Measurement Value = Reading Level + Correct Factor.
- (2) Margin Level = Measurement Value - Limit Value.

Test Mode: TX N-40M Mode 2422MHz

### Vertical

80 dBuV/m



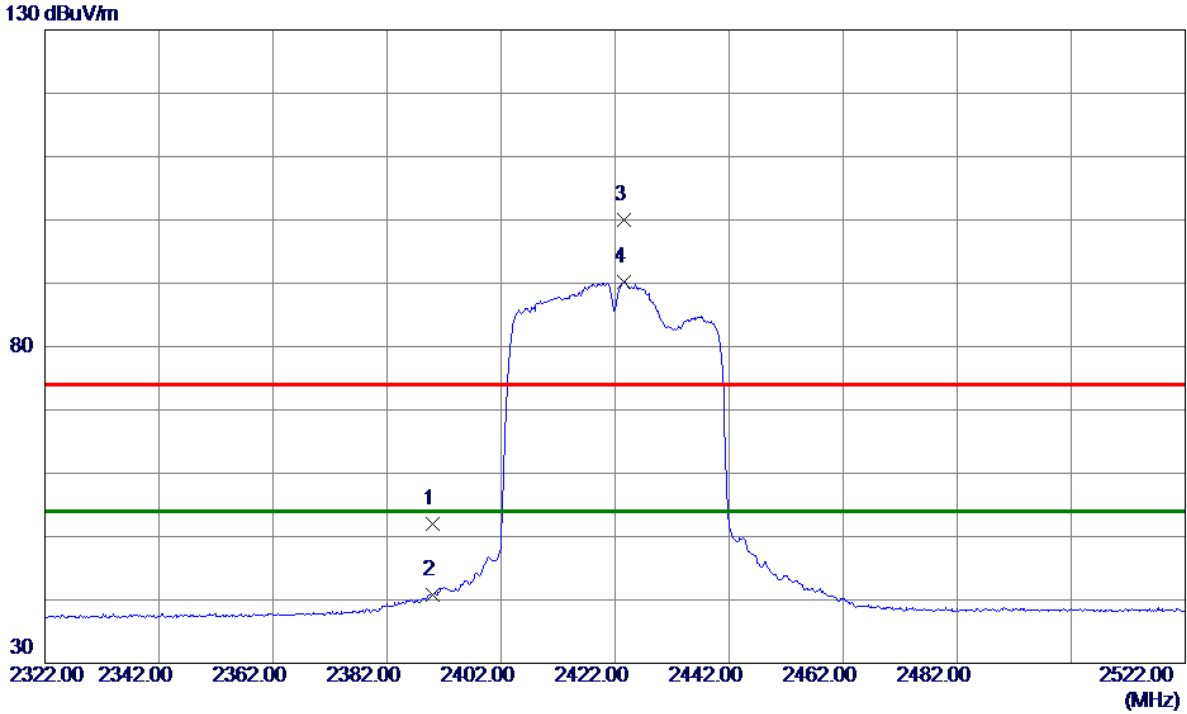
No.	Freq. MHz	Reading Level dBuV/m	Correct Factor dB	Measure ment dBuV/m	Limit dBuV/m	Margin dB	Detector	Comment
1	4844.7879	37.05	7.77	44.82	74.00	-29.18	Peak	
2 *	4845.0050	26.91	7.77	34.68	54.00	-19.32	AVG	

**REMARKS:**

- (1) Measurement Value = Reading Level + Correct Factor.
- (2) Margin Level = Measurement Value - Limit Value.

Test Mode: TX N-40M Mode 2422MHz

### Horizontal



No.	Freq. MHz	Reading Level dBuV/m	Correct Factor dB	Measure ment dBuV/m	Limit dBuV/m	Margin dB	Detector	Comment
1	2390.0000	42.04	9.95	51.99	74.00	-22.01	Peak	
2	2390.0000	30.89	9.95	40.84	54.00	-13.16	AVG	
3	2423.5000	89.90	10.07	99.97	74.00	25.97	Peak	No Limit
4 *	2423.5000	80.09	10.07	90.16	54.00	36.16	AVG	No Limit

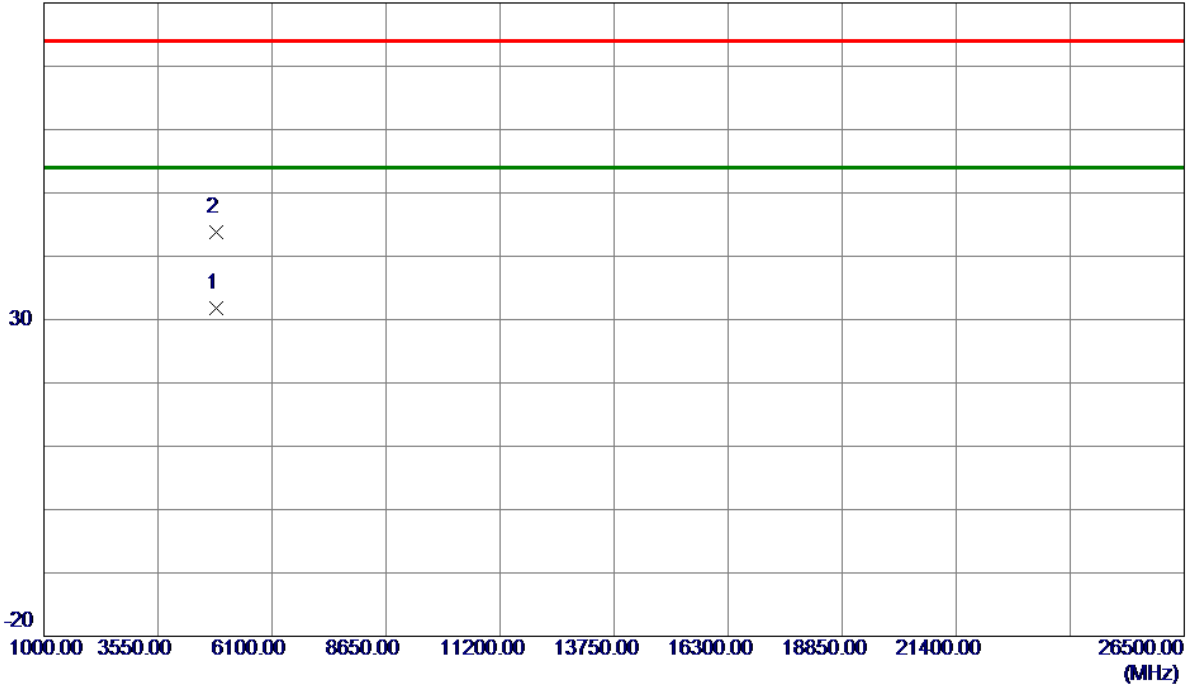
**REMARKS:**

- (1) Measurement Value = Reading Level + Correct Factor.
- (2) Margin Level = Measurement Value - Limit Value.

Test Mode: TX N-40M Mode 2422MHz

### Horizontal

80 dBuV/m



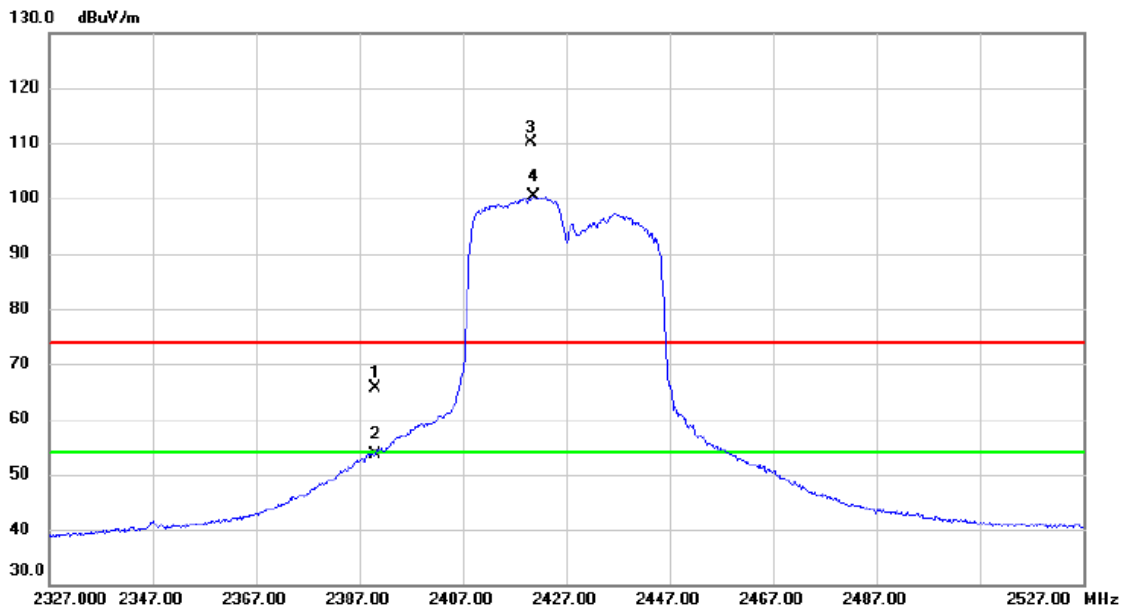
No.	Freq. MHz	Reading Level dBuV/m	Correct Factor dB	Measure ment dBuV/m	Limit dBuV/m	Margin dB	Detector	Comment
1 *	4845.1480	24.03	7.77	31.80	54.00	-22.20	AVG	
2	4846.0680	35.97	7.78	43.75	74.00	-30.25	Peak	

REMARKS:

- (1) Measurement Value = Reading Level + Correct Factor.
- (2) Margin Level = Measurement Value - Limit Value.

Test Mode: TX N-40M Mode 2427MHz

### Vertical



No.	Mk.	Freq. MHz	Reading Level dBuV	Correct Factor dB	Measure- ment dBuV/m	Limit dBuV/m	Margin dB	Detector	Comment
1		2390.000	55.60	9.95	65.55	74.00	-8.45	peak	
2		2390.000	43.71	9.95	53.66	54.00	-0.34	AVG	
3	X	2420.100	100.17	10.06	110.23	74.00	36.23	peak	No Limit
4	*	2420.700	90.22	10.07	100.29	54.00	46.29	AVG	No Limit

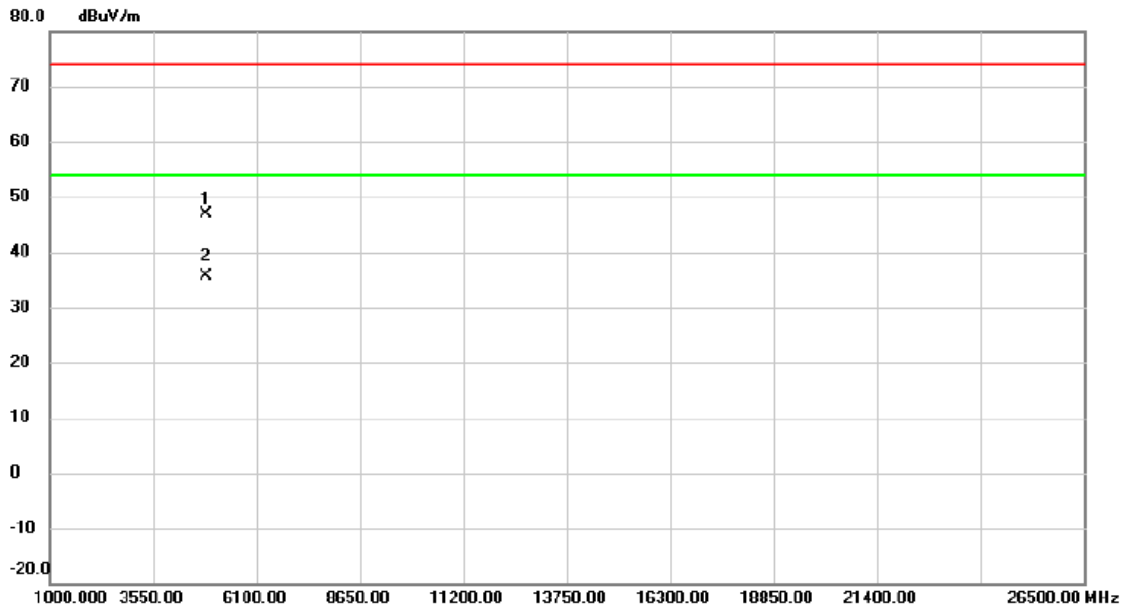
**REMARKS:**

(1) Measurement Value = Reading Level + Correct Factor.

(2) Margin Level = Measurement Value - Limit Value.

Test Mode: TX N-40M Mode 2427MHz

### Vertical



No.	Mk.	Freq. MHz	Reading Level dBuV	Correct Factor dB	Measure- ment dBuV/m	Limit dBuV/m	Margin dB	Detector	Comment
1		4852.498	39.11	7.80	46.91	74.00	-27.09	peak	
2	*	4855.458	27.92	7.81	35.73	54.00	-18.27	AVG	

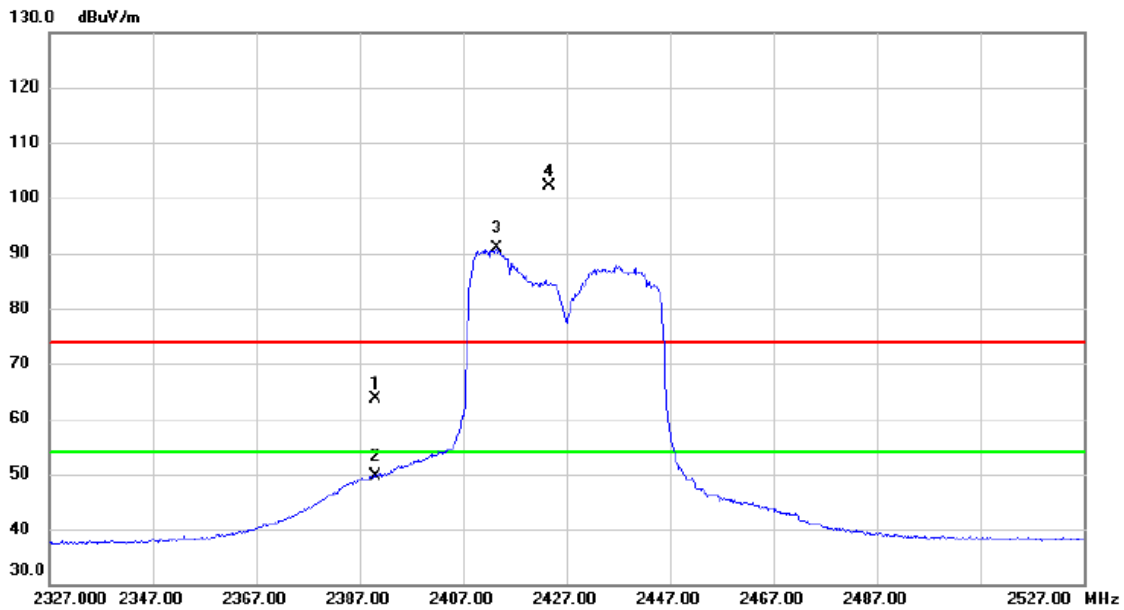
**REMARKS:**

(1) Measurement Value = Reading Level + Correct Factor.

(2) Margin Level = Measurement Value - Limit Value.

Test Mode: TX N-40M Mode 2427MHz

### Horizontal



No.	Mk.	Freq.	Reading Level	Correct Factor	Measurement	Limit	Margin	Detector	Comment
		MHz	dBuV	dB	dBuV/m	dBuV/m	dB		
1		2390.000	53.60	9.95	63.55	74.00	-10.45	peak	
2		2390.000	39.72	9.95	49.67	54.00	-4.33	AVG	
3	*	2413.500	80.87	10.04	90.91	54.00	36.91	AVG	No Limit
4	X	2423.700	92.08	10.07	102.15	74.00	28.15	peak	No Limit

**REMARKS:**

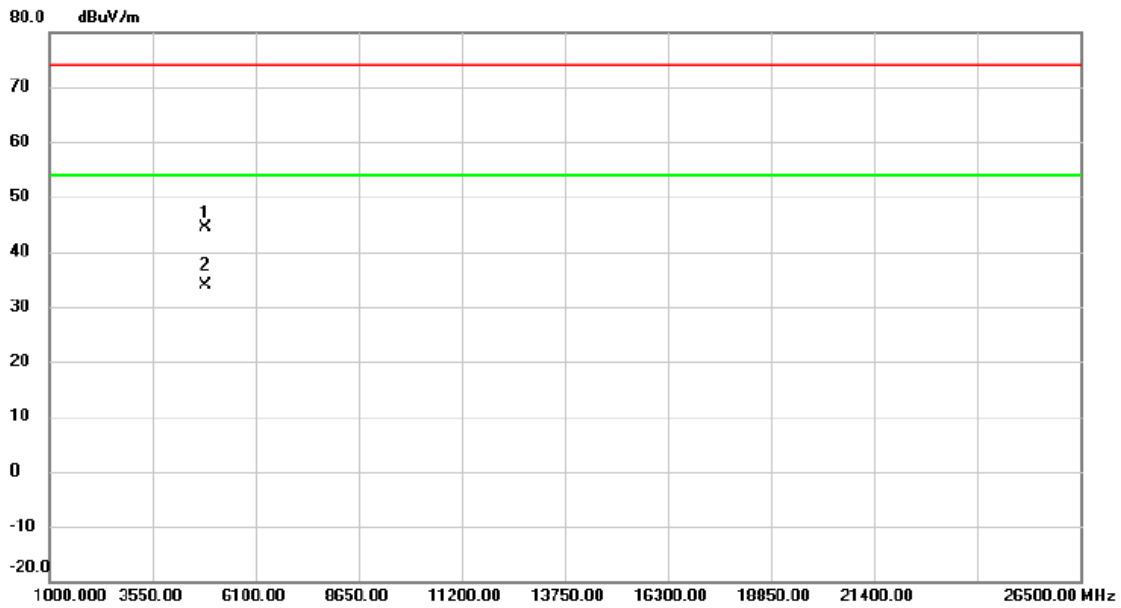
(1) Measurement Value = Reading Level + Correct Factor.

(2) Margin Level = Measurement Value - Limit Value.



Test Mode: TX N-40M Mode 2427MHz

### Horizontal



No.	Mk.	Freq.	Reading Level	Correct Factor	Measurement	Limit	Margin	Detector	Comment
		MHz	dBuV	dB	dBuV/m	dBuV/m	dB		
1		4855.490	36.62	7.81	44.43	74.00	-29.57	peak	
2	*	4855.865	25.98	7.81	33.79	54.00	-20.21	AVG	

**REMARKS:**

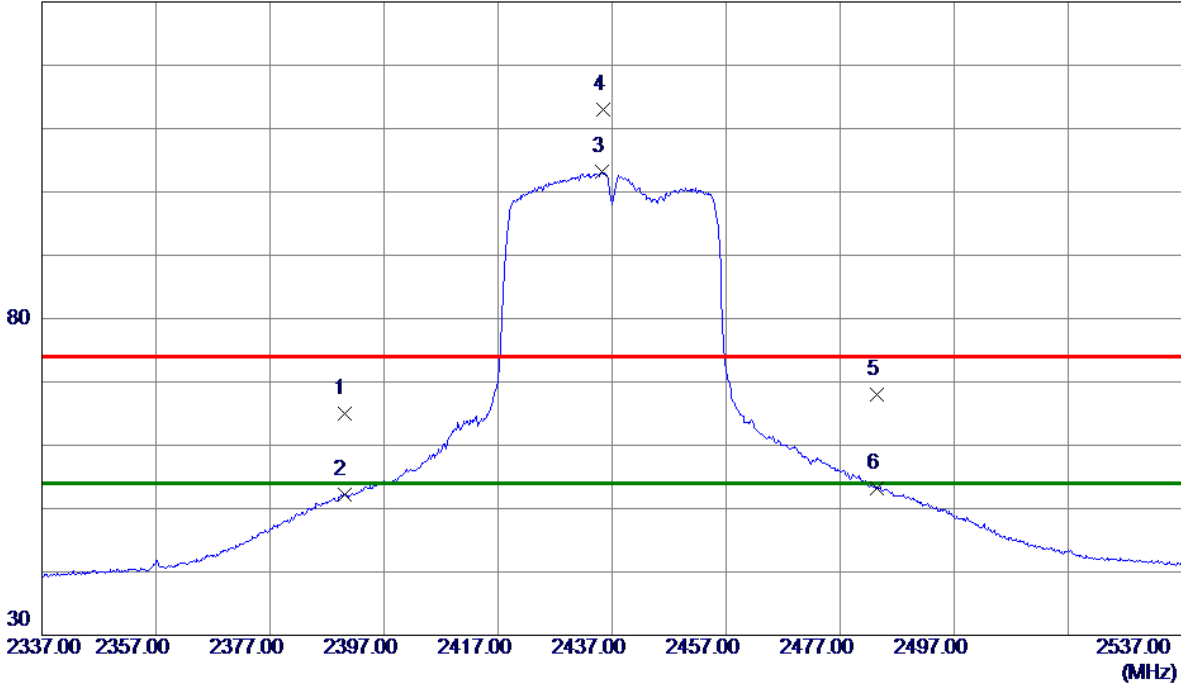
(1) Measurement Value = Reading Level + Correct Factor.

(2) Margin Level = Measurement Value - Limit Value.

Test Mode: TX N-40M Mode 2437 MHz

### Vertical

130 dBuV/m



No.	Freq. MHz	Reading Level dBuV/m	Correct Factor dB	Measure ment dBuV/m	Limit dBuV/m	Margin dB	Detector	Comment
1	2390.0000	55.09	9.95	65.04	74.00	-8.96	Peak	
2	2390.0000	42.22	9.95	52.17	54.00	-1.83	AVG	
3 *	2435.3000	93.01	10.12	103.13	54.00	49.13	AVG	No Limit
4	2435.5000	102.98	10.12	113.10	74.00	39.10	Peak	No Limit
5	2483.5000	57.79	10.30	68.09	74.00	-5.91	Peak	
6	2483.5000	42.90	10.30	53.20	54.00	-0.80	AVG	

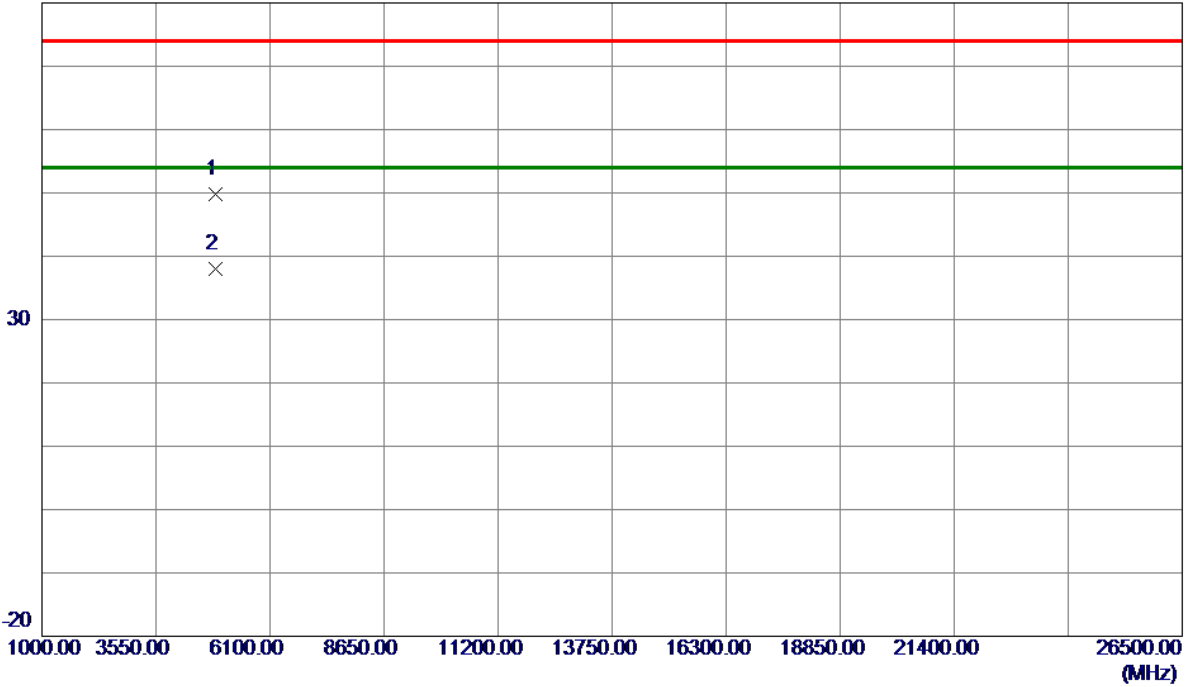
**REMARKS:**

- (1) Measurement Value = Reading Level + Correct Factor.
- (2) Margin Level = Measurement Value - Limit Value.

Test Mode: TX N-40M Mode 2437 MHz

### Vertical

80 dBuV/m



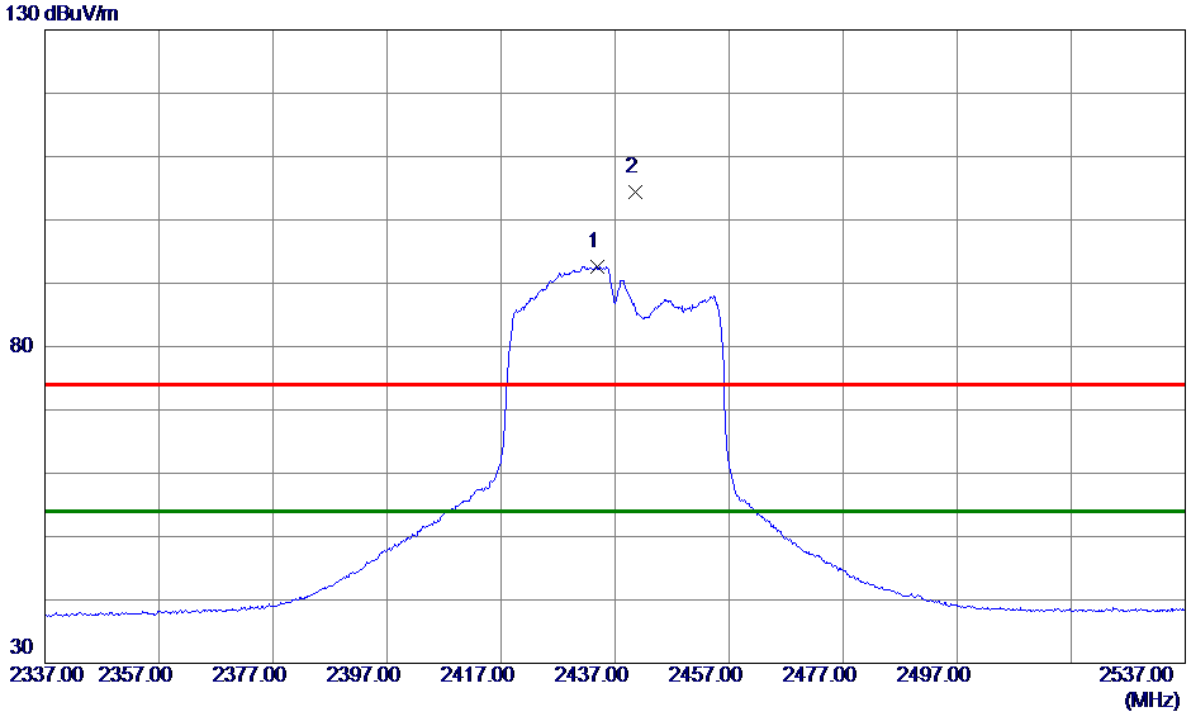
No.	Freq. MHz	Reading Level dBuV/m	Correct Factor dB	Measure ment dBuV/m	Limit dBuV/m	Margin dB	Detector	Comment
1	4873.4129	41.90	7.89	49.79	74.00	-24.21	Peak	
2 *	4875.9600	30.09	7.90	37.99	54.00	-16.01	AVG	

**REMARKS:**

- (1) Measurement Value = Reading Level + Correct Factor.
- (2) Margin Level = Measurement Value - Limit Value.

Test Mode: TX N-40M Mode 2437 MHz

### Horizontal



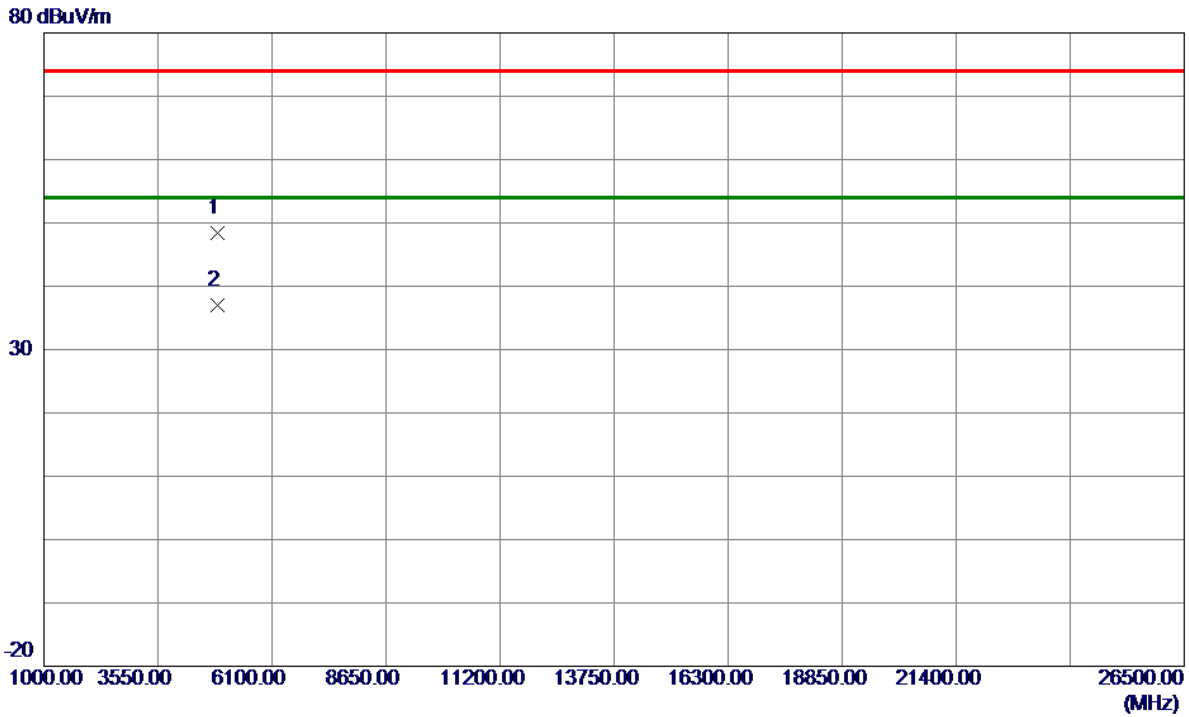
No.	Freq. MHz	Reading Level dBuV/m	Correct Factor dB	Measure ment dBuV/m	Limit dBuV/m	Margin dB	Detector	Comment
1 *	2433.8000	82.53	10.11	92.64	54.00	38.64	AVG	No Limit
2	2440.6000	94.35	10.14	104.49	74.00	30.49	Peak	No Limit

**REMARKS:**

- (1) Measurement Value = Reading Level + Correct Factor.
- (2) Margin Level = Measurement Value - Limit Value.

Test Mode: TX N-40M Mode 2437 MHz

### Horizontal



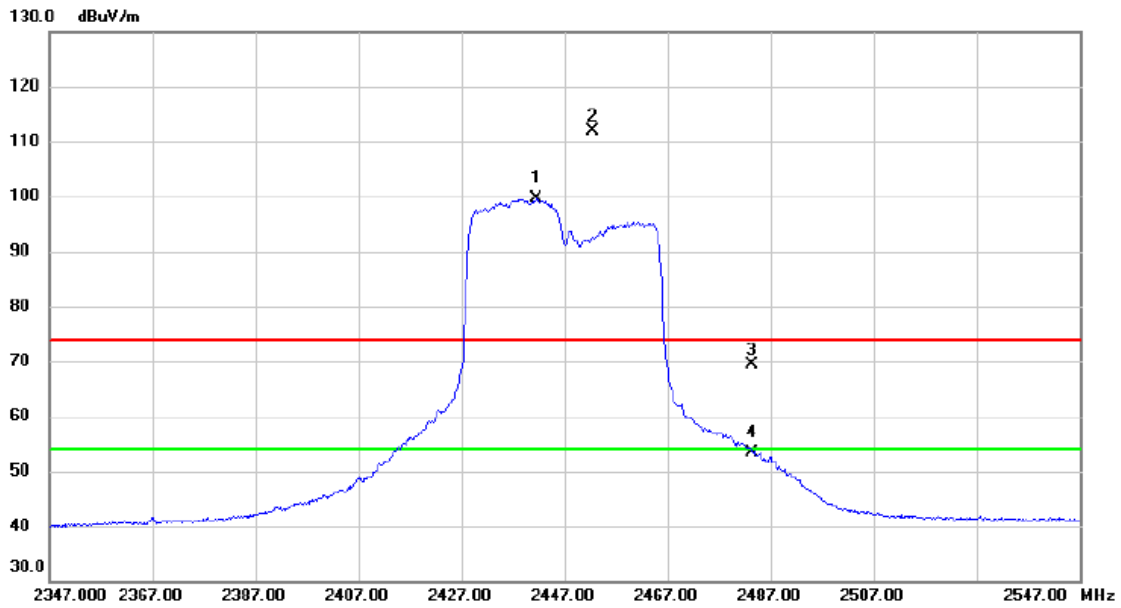
No.	Freq. MHz	Reading Level dBuV/m	Correct Factor dB	Measure ment dBuV/m	Limit dBuV/m	Margin dB	Detector	Comment
1	4871.7000	40.55	7.88	48.43	74.00	-25.57	Peak	
2 *	4876.3900	29.16	7.90	37.06	54.00	-16.94	AVG	

REMARKS:

- (1) Measurement Value = Reading Level + Correct Factor.
- (2) Margin Level = Measurement Value - Limit Value.

Test Mode: TX N-40M Mode 2447 MHz

### Vertical



No.	Mk.	Freq. MHz	Reading Level dBuV	Correct Factor dB	Measure- ment dBuV/m	Limit dBuV/m	Margin dB	Detector	Comment
1	*	2441.600	89.37	10.14	99.51	54.00	45.51	AVG	No Limit
2	X	2452.400	101.70	10.18	111.88	74.00	37.88	peak	No Limit
3		2483.500	58.98	10.29	69.27	74.00	-4.73	peak	
4		2483.500	43.17	10.29	53.46	54.00	-0.54	AVG	

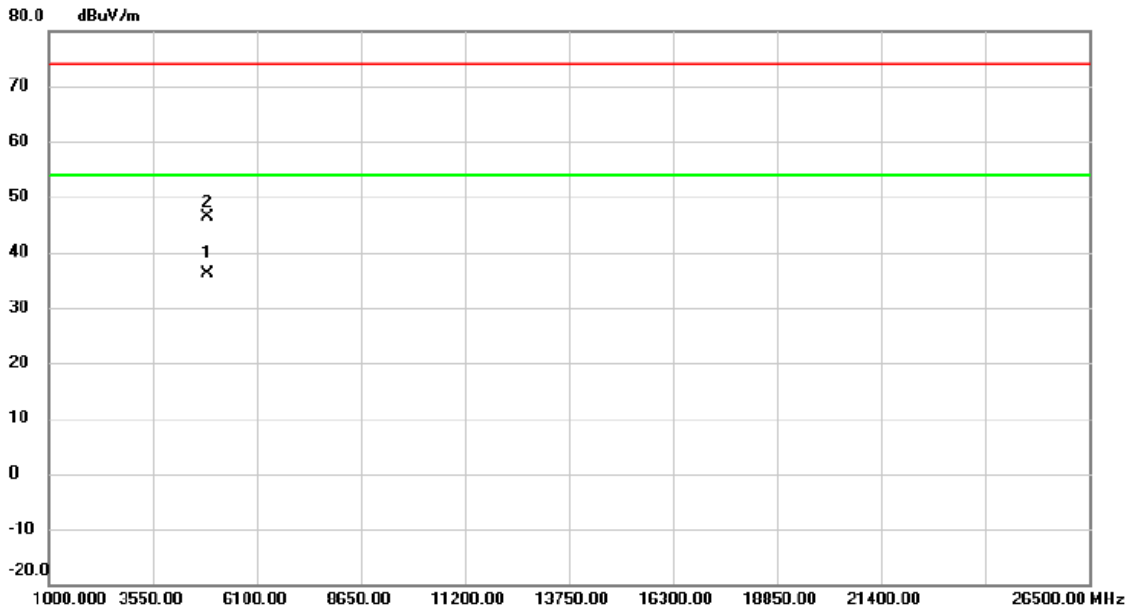
**REMARKS:**

(1) Measurement Value = Reading Level + Correct Factor.

(2) Margin Level = Measurement Value - Limit Value.

Test Mode: TX N-40M Mode 2447 MHz

### Vertical



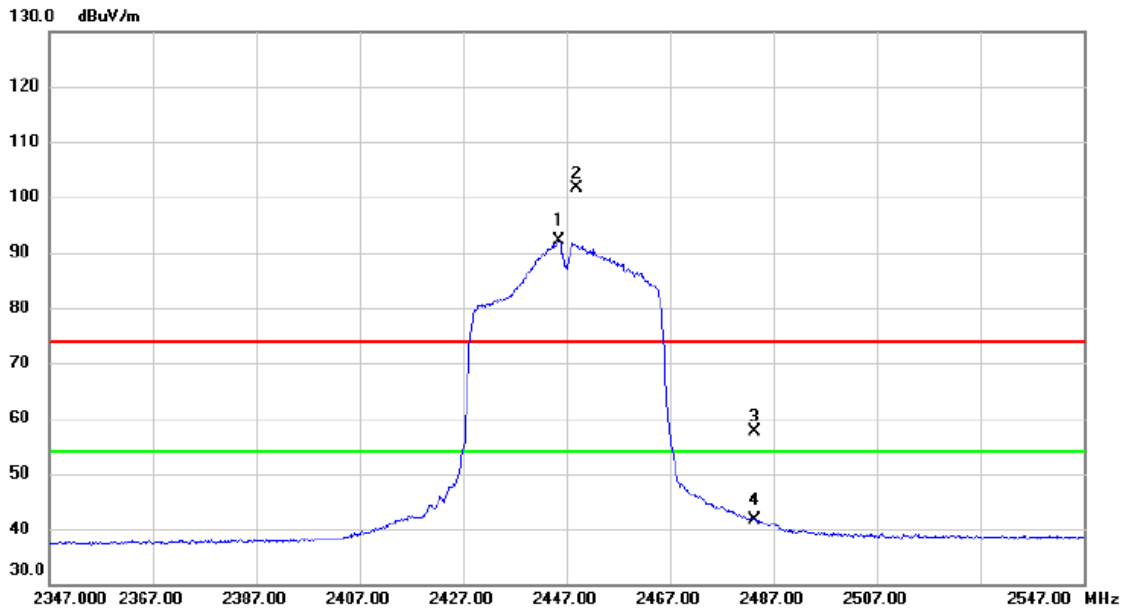
No. Mk.	Freq.	Reading Level	Correct Factor	Measurement	Limit	Margin		
	MHz	dBuV	dB	dBuV/m	dBuV/m	dB	Detector	Comment
1 *	4891.560	28.07	7.97	36.04	54.00	-17.96	AVG	
2	4894.903	38.36	7.97	46.33	74.00	-27.67	peak	

**REMARKS:**

- (1) Measurement Value = Reading Level + Correct Factor.
- (2) Margin Level = Measurement Value - Limit Value.

Test Mode: TX N-40M Mode 2447 MHz

### Horizontal



No.	Mk.	Freq.	Reading Level	Correct Factor	Measurement	Limit	Margin		
		MHz	dBuV	dB	dBuV/m	dBuV/m	dB	Detector	Comment
1	*	2445.500	81.97	10.16	92.13	54.00	38.13	AVG	No Limit
2	X	2449.100	91.50	10.17	101.67	74.00	27.67	peak	No Limit
3		2483.500	47.26	10.29	57.55	74.00	-16.45	peak	
4		2483.500	31.40	10.29	41.69	54.00	-12.31	AVG	

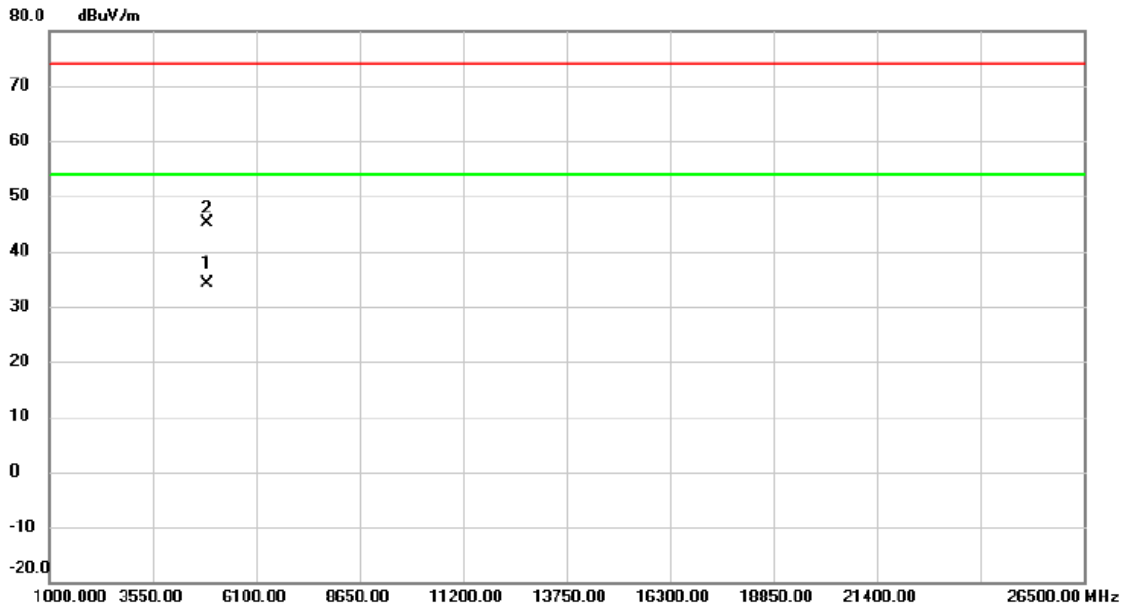
**REMARKS:**

- (1) Measurement Value = Reading Level + Correct Factor.
- (2) Margin Level = Measurement Value - Limit Value.



Test Mode: TX N-40M Mode 2447 MHz

### Horizontal



No.	Mk.	Freq.	Reading Level	Correct Factor	Measurement	Limit	Margin	Detector	Comment
		MHz	dBuV	dB	dBuV/m	dBuV/m	dB		
1	*	4891.948	26.08	7.97	34.05	54.00	-19.95	AVG	
2		4893.275	37.24	7.97	45.21	74.00	-28.79	peak	

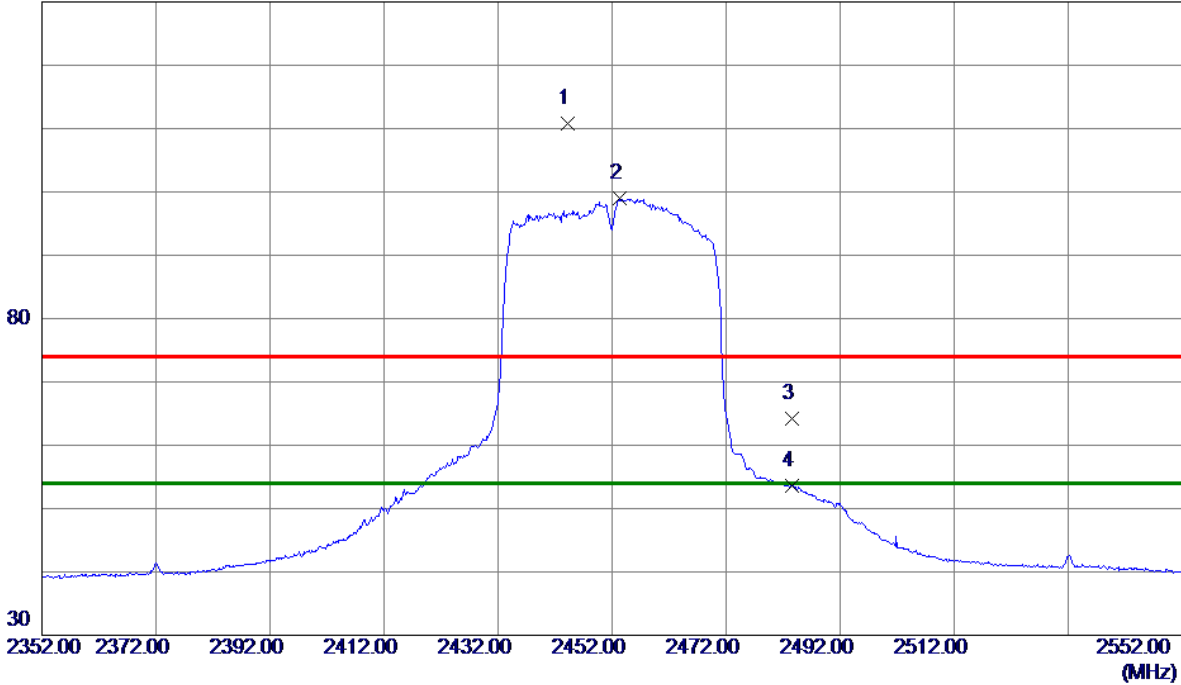
**REMARKS:**

- (1) Measurement Value = Reading Level + Correct Factor.
- (2) Margin Level = Measurement Value - Limit Value.

Test Mode: TX N-40M Mode 2452 MHz

**Vertical**

130 dBuV/m



No.	Freq. MHz	Reading Level dBuV/m	Correct Factor dB	Measure ment dBuV/m	Limit dBuV/m	Margin dB	Detector	Comment
1	2444.3000	100.62	10.15	110.77	74.00	36.77	Peak	No Limit
2 *	2453.3000	88.73	10.18	98.91	54.00	44.91	AVG	No Limit
3	2483.5000	53.94	10.30	64.24	74.00	-9.76	Peak	
4	2483.5000	43.21	10.30	53.51	54.00	-0.49	AVG	

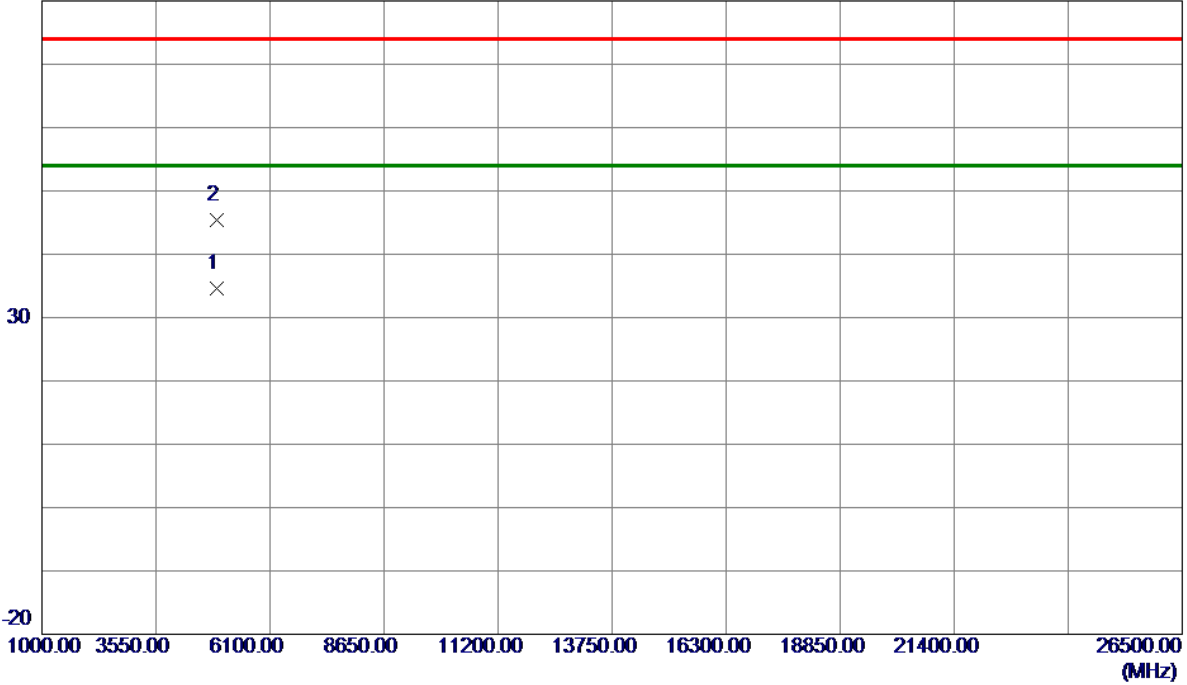
**REMARKS:**

- (1) Measurement Value = Reading Level + Correct Factor.
- (2) Margin Level = Measurement Value - Limit Value.

Test Mode: TX N-40M Mode 2452 MHz

### Vertical

80 dBuV/m



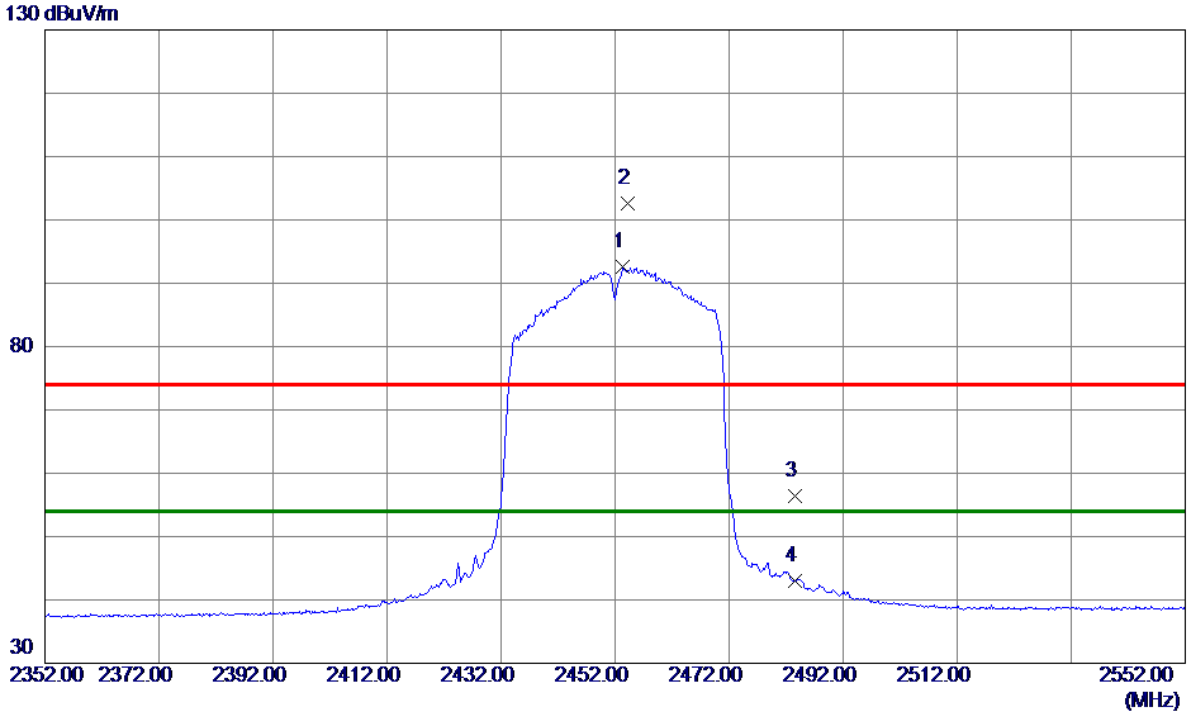
No.	Freq. MHz	Reading Level dBuV/m	Correct Factor dB	Measure ment dBuV/m	Limit dBuV/m	Margin dB	Detector	Comment
1 *	4901.5950	26.57	8.00	34.57	54.00	-19.43	AVG	
2	4902.6480	37.40	8.01	45.41	74.00	-28.59	Peak	

**REMARKS:**

- (1) Measurement Value = Reading Level + Correct Factor.
- (2) Margin Level = Measurement Value - Limit Value.

Test Mode: TX N-40M Mode 2452 MHz

### Horizontal



No.	Freq. MHz	Reading Level dBuV/m	Correct Factor dB	Measure ment dBuV/m	Limit dBuV/m	Margin dB	Detector	Comment
1 *	2453.4000	82.33	10.18	92.51	54.00	38.51	AVG	No Limit
2	2454.2000	92.34	10.19	102.53	74.00	28.53	Peak	No Limit
3	2483.5000	46.10	10.30	56.40	74.00	-17.60	Peak	
4	2483.5000	32.72	10.30	43.02	54.00	-10.98	AVG	

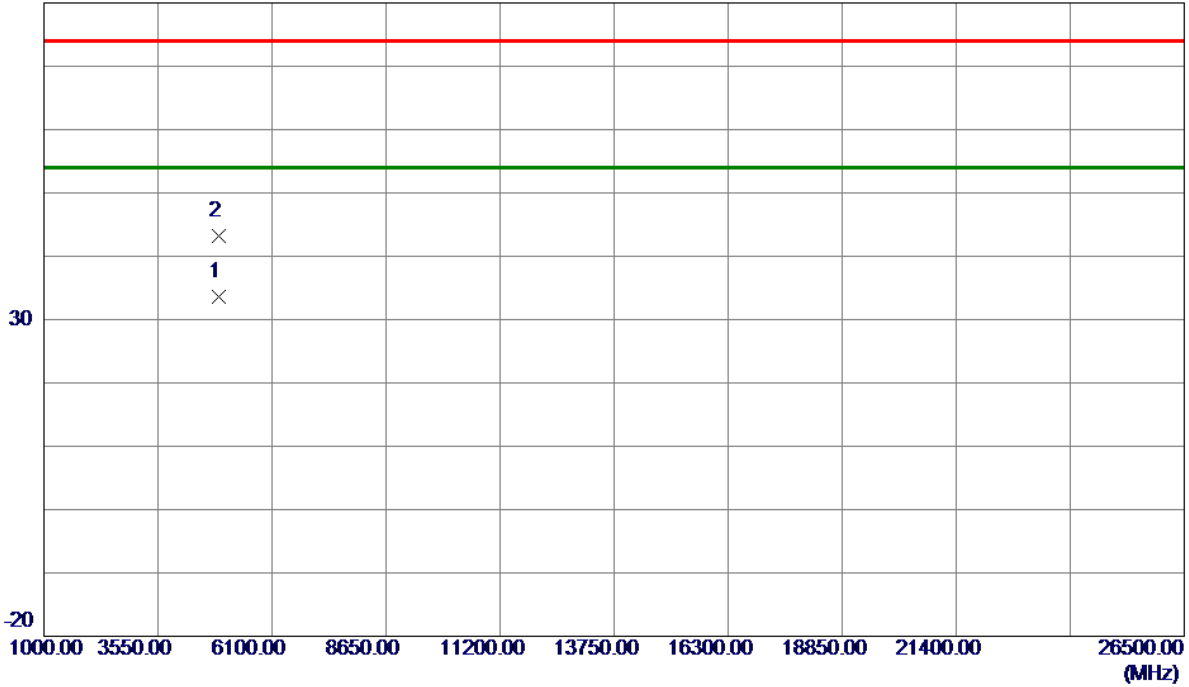
**REMARKS:**

- (1) Measurement Value = Reading Level + Correct Factor.
- (2) Margin Level = Measurement Value - Limit Value.

Test Mode: TX N-40M Mode 2452 MHz

### Horizontal

80 dBuV/m



No.	Freq. MHz	Reading Level dBuV/m	Correct Factor dB	Measure ment dBuV/m	Limit dBuV/m	Margin dB	Detector	Comment
1 *	4903.5920	25.53	8.01	33.54	54.00	-20.46	AVG	
2	4903.8300	35.28	8.01	43.29	74.00	-30.71	Peak	

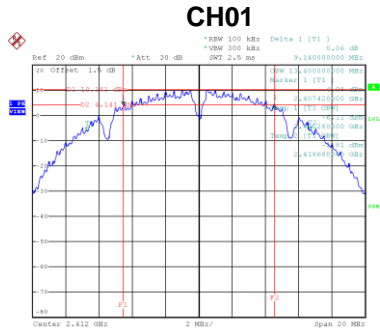
REMARKS:

- (1) Measurement Value = Reading Level + Correct Factor.
- (2) Margin Level = Measurement Value - Limit Value.

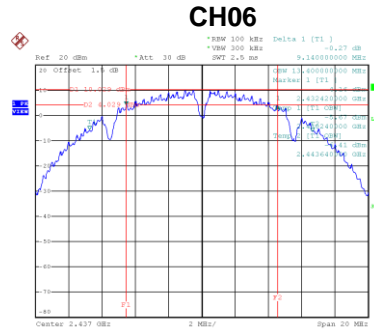
# APPENDIX E - BANDWIDTH

Test Mode	TX B Mode
-----------	-----------

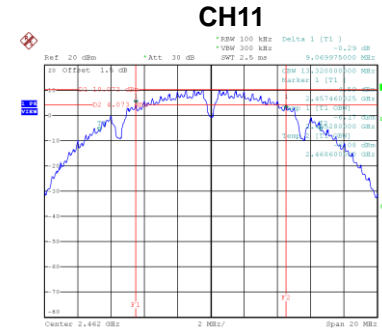
Channel	Frequency (MHz)	6 dB Bandwidth (MHz)	6 dB Bandwidth Min. Limit (kHz)	Result
01	2412	9.14	500	Complies
06	2437	9.14	500	Complies
11	2462	9.07	500	Complies



Date: 4.MAR.2020 14:34:41

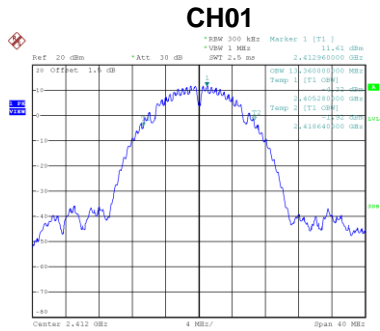


Date: 4.MAR.2020 14:36:09

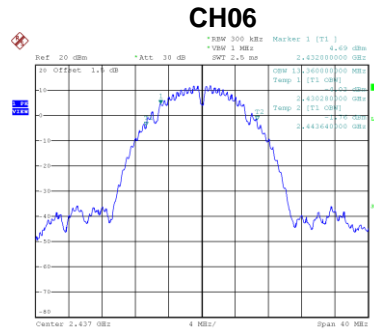


Date: 4.MAR.2020 14:38:21

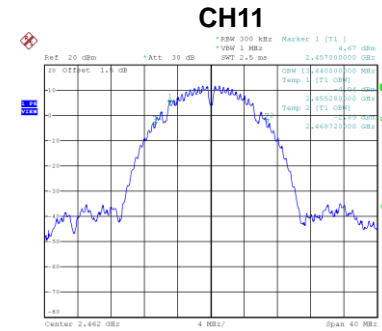
Channel	Frequency (MHz)	99 % Emission Bandwidth (MHz)	Result
01	2412	13.36	Complies
06	2437	13.36	Complies
11	2462	13.44	Complies



Date: 4.MAR.2020 16:13:40



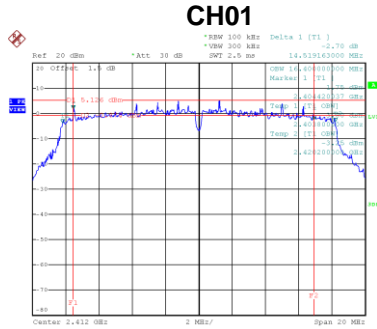
Date: 4.MAR.2020 16:14:17



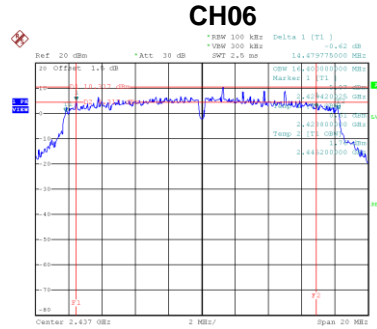
Date: 4.MAR.2020 16:14:37

Test Mode	TX G Mode
-----------	-----------

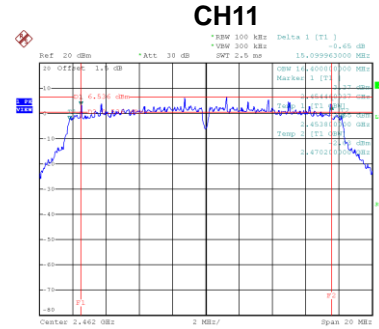
Channel	Frequency (MHz)	6 dB Bandwidth (MHz)	6 dB Bandwidth Min. Limit (kHz)	Result
01	2412	14.52	500	Complies
06	2437	14.48	500	Complies
11	2462	15.10	500	Complies



Date: 4-MAR-2020 14:42:07

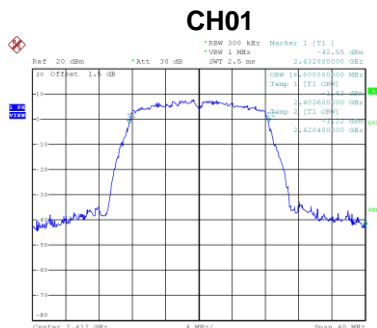


Date: 4-MAR-2020 14:43:56

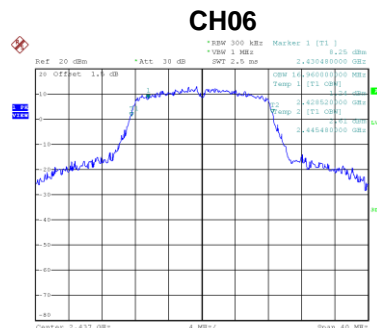


Date: 4-MAR-2020 14:46:00

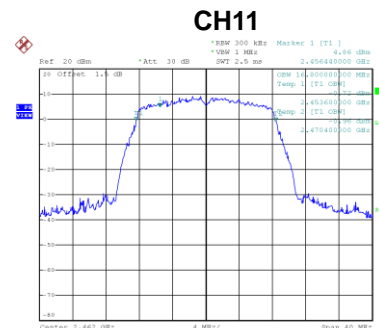
Channel	Frequency (MHz)	99 % Emission Bandwidth (MHz)	Result
01	2412	16.80	Complies
06	2437	16.96	Complies
11	2462	16.80	Complies



Date: 4-MAR-2020 16:15:05



Date: 4-MAR-2020 16:15:28

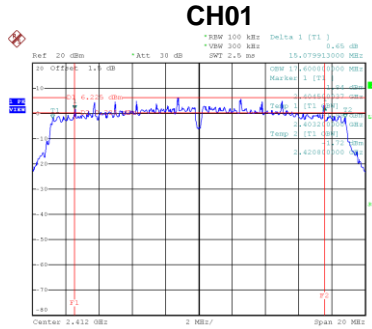


Date: 4-MAR-2020 16:15:49

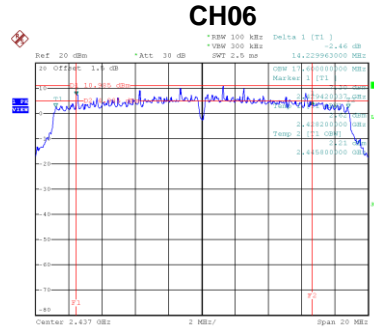


Test Mode	TX N-20M Mode
-----------	---------------

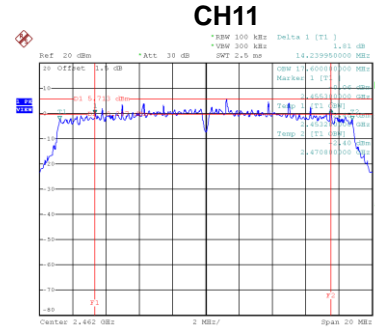
Channel	Frequency (MHz)	6 dB Bandwidth (MHz)	6 dB Bandwidth Min. Limit (kHz)	Result
01	2412	15.08	500	Complies
06	2437	14.23	500	Complies
11	2462	14.24	500	Complies



Date: 4.MAR.2020 14:47:42

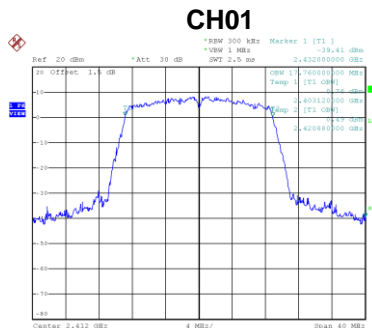


Date: 4.MAR.2020 14:49:07

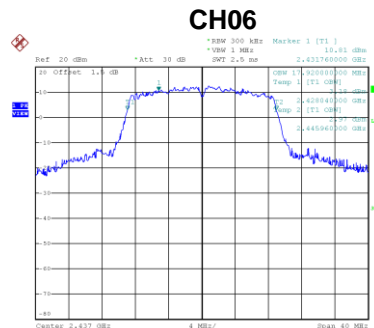


Date: 4.MAR.2020 14:50:36

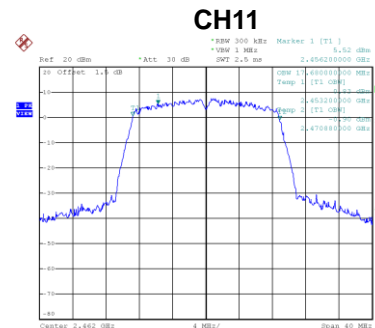
Channel	Frequency (MHz)	99 % Emission Bandwidth (MHz)	Result
01	2412	17.76	Complies
06	2437	17.92	Complies
11	2462	17.68	Complies



Date: 4.MAR.2020 16:16:11



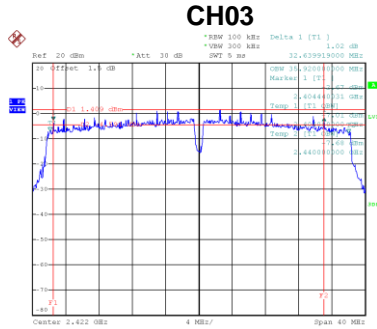
Date: 4.MAR.2020 16:16:35



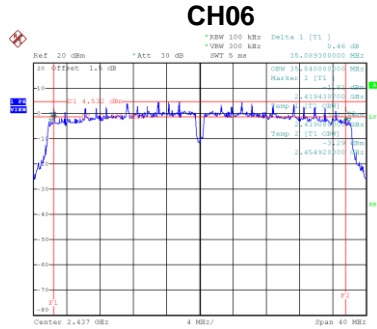
Date: 4.MAR.2020 16:16:56

Test Mode	TX N-40M Mode
-----------	---------------

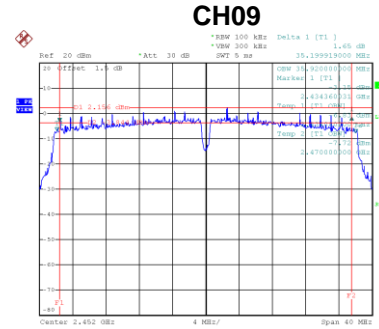
Channel	Frequency (MHz)	6 dB Bandwidth (MHz)	6 dB Bandwidth Min. Limit (kHz)	Result
03	2422	32.64	500	Complies
06	2437	35.09	500	Complies
09	2452	35.20	500	Complies



Date: 4.MAR.2020 14:53:22

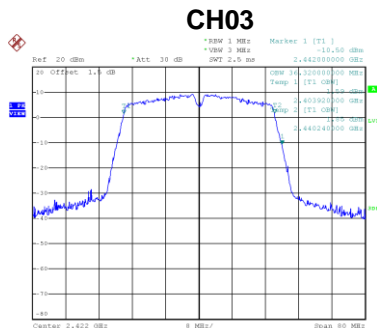


Date: 4.MAR.2020 14:54:43

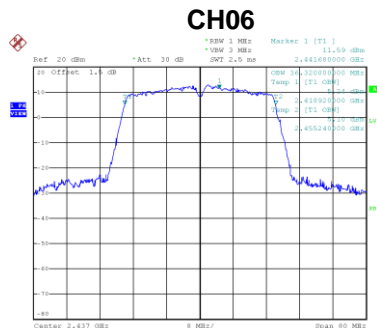


Date: 4.MAR.2020 14:58:26

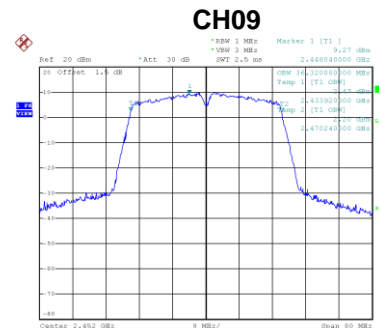
Channel	Frequency (MHz)	99 % Emission Bandwidth (MHz)	Result
03	2422	36.32	Complies
06	2437	36.32	Complies
09	2452	36.32	Complies



Date: 4.MAR.2020 16:17:18



Date: 4.MAR.2020 16:18:01



Date: 4.MAR.2020 16:18:24

## **APPENDIX F - MAXIMUM AVERAGE OUTPUT POWER**

### Non-Beamforming

Test Mode	TX B Mode_Ant. 1
-----------	------------------

Channel	Frequency (MHz)	Avg Output Power (dBm)	Duty Factor	Avg Output Power + Duty Factor (dBm)	Max. Limit (dBm)	Max. Limit (W)	Result
01	2412	20.19	0.15	20.34	30.00	1.0000	Complies
06	2437	20.11	0.15	20.26	30.00	1.0000	Complies
11	2462	20.16	0.15	20.31	30.00	1.0000	Complies

Test Mode	TX B Mode_Ant. 2
-----------	------------------

Channel	Frequency (MHz)	Avg Output Power (dBm)	Duty Factor	Avg Output Power + Duty Factor (dBm)	Max. Limit (dBm)	Max. Limit (W)	Result
01	2412	19.87	0.15	20.02	30.00	1.0000	Complies
06	2437	19.90	0.15	20.05	30.00	1.0000	Complies
11	2462	19.79	0.15	19.94	30.00	1.0000	Complies

Test Mode	TX B Mode_Ant. 3
-----------	------------------

Channel	Frequency (MHz)	Avg Output Power (dBm)	Duty Factor	Avg Output Power + Duty Factor (dBm)	Max. Limit (dBm)	Max. Limit (W)	Result
01	2412	19.96	0.15	20.11	30.00	1.0000	Complies
06	2437	20.02	0.15	20.17	30.00	1.0000	Complies
11	2462	19.97	0.15	20.12	30.00	1.0000	Complies

Test Mode	TX B Mode_Total
-----------	-----------------

Channel	Frequency (MHz)	Avg Output Power (dBm)	Max. Limit (dBm)	Max. Limit (W)	Result
01	2412	24.93	30.00	1.0000	Complies
06	2437	24.93	30.00	1.0000	Complies
11	2462	24.90	30.00	1.0000	Complies

Test Mode	TX G Mode_Ant. 1
-----------	------------------

Channel	Frequency (MHz)	Avg Output Power (dBm)	Duty Factor	Avg Output Power + Duty Factor (dBm)	Max. Limit (dBm)	Max. Limit (W)	Result
01	2412	14.94	0.86	15.80	30.00	1.0000	Complies
06	2437	20.06	0.86	20.92	30.00	1.0000	Complies
11	2462	16.21	0.86	17.07	30.00	1.0000	Complies

Test Mode	TX G Mode_Ant. 2
-----------	------------------

Channel	Frequency (MHz)	Avg Output Power (dBm)	Duty Factor	Avg Output Power + Duty Factor (dBm)	Max. Limit (dBm)	Max. Limit (W)	Result
01	2412	14.82	0.86	15.68	30.00	1.0000	Complies
06	2437	19.95	0.86	20.81	30.00	1.0000	Complies
11	2462	16.02	0.86	16.88	30.00	1.0000	Complies

Test Mode	TX G Mode_Ant. 3
-----------	------------------

Channel	Frequency (MHz)	Avg Output Power (dBm)	Duty Factor	Avg Output Power + Duty Factor (dBm)	Max. Limit (dBm)	Max. Limit (W)	Result
01	2412	14.87	0.86	15.73	30.00	1.0000	Complies
06	2437	20.11	0.86	20.97	30.00	1.0000	Complies
11	2462	16.14	0.86	17.00	30.00	1.0000	Complies

Test Mode	TX G Mode_Total
-----------	-----------------

Channel	Frequency (MHz)	Avg Output Power (dBm)	Max. Limit (dBm)	Max. Limit (W)	Result
01	2412	20.51	30.00	1.0000	Complies
06	2437	25.67	30.00	1.0000	Complies
11	2462	21.75	30.00	1.0000	Complies

Test Mode	TX N-20M Mode_Ant. 1
-----------	----------------------

Channel	Frequency (MHz)	Avg Output Power (dBm)	Duty Factor	Avg Output Power + Duty Factor (dBm)	Max. Limit (dBm)	Max. Limit (W)	Result
01	2412	15.74	0.95	16.69	30.00	1.0000	Complies
06	2437	20.18	0.95	21.13	30.00	1.0000	Complies
11	2462	14.96	0.95	15.91	30.00	1.0000	Complies

Test Mode	TX N-20M Mode_Ant. 2
-----------	----------------------

Channel	Frequency (MHz)	Avg Output Power (dBm)	Duty Factor	Avg Output Power + Duty Factor (dBm)	Max. Limit (dBm)	Max. Limit (W)	Result
01	2412	15.59	0.95	16.54	30.00	1.0000	Complies
06	2437	19.93	0.95	20.88	30.00	1.0000	Complies
11	2462	14.70	0.95	15.65	30.00	1.0000	Complies

Test Mode	TX N-20M Mode_Ant. 3
-----------	----------------------

Channel	Frequency (MHz)	Avg Output Power (dBm)	Duty Factor	Avg Output Power + Duty Factor (dBm)	Max. Limit (dBm)	Max. Limit (W)	Result
01	2412	15.81	0.95	16.76	30.00	1.0000	Complies
06	2437	20.11	0.95	21.06	30.00	1.0000	Complies
11	2462	14.82	0.95	15.77	30.00	1.0000	Complies

Test Mode	TX N-20M Mode_Total
-----------	---------------------

Channel	Frequency (MHz)	Avg Output Power (dBm)	Max. Limit (dBm)	Max. Limit (W)	Result
01	2412	21.43	30.00	1.0000	Complies
06	2437	25.79	30.00	1.0000	Complies
11	2462	20.54	30.00	1.0000	Complies

Test Mode	TX N-40M Mode_Ant. 1
-----------	----------------------

Channel	Frequency (MHz)	Avg Output Power (dBm)	Duty Factor	Avg Output Power + Duty Factor (dBm)	Max. Limit (dBm)	Max. Limit (W)	Result
03	2422	13.14	1.70	14.84	30.00	1.0000	Complies
06	2437	16.53	1.70	18.23	30.00	1.0000	Complies
09	2452	13.48	1.70	15.18	30.00	1.0000	Complies

Test Mode	TX N-40M Mode_Ant. 2
-----------	----------------------

Channel	Frequency (MHz)	Avg Output Power (dBm)	Duty Factor	Avg Output Power + Duty Factor (dBm)	Max. Limit (dBm)	Max. Limit (W)	Result
03	2422	12.90	1.70	14.60	30.00	1.0000	Complies
06	2437	16.46	1.70	18.16	30.00	1.0000	Complies
09	2452	13.34	1.70	15.04	30.00	1.0000	Complies

Test Mode	TX N-40M Mode_Ant. 3
-----------	----------------------

Channel	Frequency (MHz)	Avg Output Power (dBm)	Duty Factor	Avg Output Power + Duty Factor (dBm)	Max. Limit (dBm)	Max. Limit (W)	Result
03	2422	13.10	1.70	14.80	30.00	1.0000	Complies
06	2437	16.54	1.70	18.24	30.00	1.0000	Complies
09	2452	13.46	1.70	15.16	30.00	1.0000	Complies

Test Mode	TX N-40M Mode_Total
-----------	---------------------

Channel	Frequency (MHz)	Avg Output Power (dBm)	Max. Limit (dBm)	Max. Limit (W)	Result
03	2422	19.52	30.00	1.0000	Complies
06	2437	22.98	30.00	1.0000	Complies
09	2452	19.90	30.00	1.0000	Complies

### Beamforming

Test Mode	TX N-20M Mode_Ant. 1
-----------	----------------------

Channel	Frequency (MHz)	Avg Output Power (dBm)	Duty Factor	Avg Output Power + Duty Factor (dBm)	Max. Limit (dBm)	Max. Limit (W)	Result
01	2412	14.82	0.95	15.77	30.00	1.0000	Complies
06	2437	20.03	0.95	20.98	30.00	1.0000	Complies
11	2462	15.86	0.95	16.81	30.00	1.0000	Complies

Test Mode	TX N-20M Mode_Ant. 2
-----------	----------------------

Channel	Frequency (MHz)	Avg Output Power (dBm)	Duty Factor	Avg Output Power + Duty Factor (dBm)	Max. Limit (dBm)	Max. Limit (W)	Result
01	2412	14.71	0.95	15.66	30.00	1.0000	Complies
06	2437	19.78	0.95	20.73	30.00	1.0000	Complies
11	2462	15.59	0.95	16.54	30.00	1.0000	Complies

Test Mode	TX N-20M Mode_Ant. 3
-----------	----------------------

Channel	Frequency (MHz)	Avg Output Power (dBm)	Duty Factor	Avg Output Power + Duty Factor (dBm)	Max. Limit (dBm)	Max. Limit (W)	Result
01	2412	14.81	0.95	15.76	30.00	1.0000	Complies
06	2437	19.96	0.95	20.91	30.00	1.0000	Complies
11	2462	15.76	0.95	16.71	30.00	1.0000	Complies

Test Mode	TX N-20M Mode_Total
-----------	---------------------

Channel	Frequency (MHz)	Avg Output Power (dBm)	Max. Limit (dBm)	Max. Limit (W)	Result
01	2412	20.50	28.23	0.665	Complies
06	2437	25.64	28.23	0.665	Complies
11	2462	21.45	28.23	0.665	Complies



Test Mode	TX N-40M Mode_Ant. 1
-----------	----------------------

Channel	Frequency (MHz)	Avg Output Power (dBm)	Duty Factor	Avg Output Power + Duty Factor (dBm)	Max. Limit (dBm)	Max. Limit (W)	Result
03	2422	11.96	1.70	13.66	30.00	1.0000	Complies
06	2437	16.34	1.70	18.04	30.00	1.0000	Complies
09	2452	12.85	1.70	14.55	30.00	1.0000	Complies

Test Mode	TX N-40M Mode_Ant. 2
-----------	----------------------

Channel	Frequency (MHz)	Avg Output Power (dBm)	Duty Factor	Avg Output Power + Duty Factor (dBm)	Max. Limit (dBm)	Max. Limit (W)	Result
03	2422	11.67	1.70	13.37	30.00	1.0000	Complies
06	2437	16.11	1.70	17.81	30.00	1.0000	Complies
09	2452	12.71	1.70	14.41	30.00	1.0000	Complies

Test Mode	TX N-40M Mode_Ant. 3
-----------	----------------------

Channel	Frequency (MHz)	Avg Output Power (dBm)	Duty Factor	Avg Output Power + Duty Factor (dBm)	Max. Limit (dBm)	Max. Limit (W)	Result
03	2422	11.85	1.70	13.55	30.00	1.0000	Complies
06	2437	16.28	1.70	17.98	30.00	1.0000	Complies
09	2452	12.79	1.70	14.49	30.00	1.0000	Complies

Test Mode	TX N-40M Mode_Total
-----------	---------------------

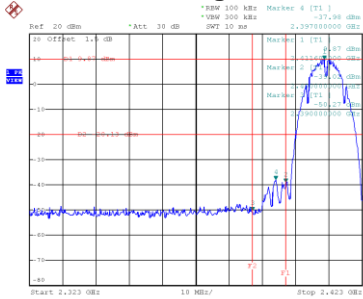
Channel	Frequency (MHz)	Avg Output Power (dBm)	Max. Limit (dBm)	Max. Limit (W)	Result
03	2422	18.30	28.23	0.665	Complies
06	2437	22.72	28.23	0.665	Complies
09	2452	19.26	28.23	0.665	Complies

## **APPENDIX G - CONDUCTED SPURIOUS EMISSIONS**

## Non-Beamforming

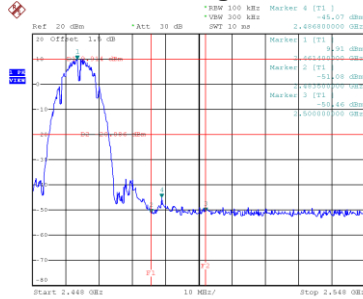
Test Mode TX B Mode\_Ant. 1

### Bandedge-CH01



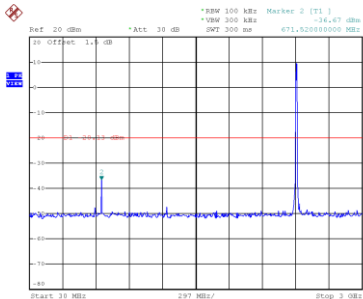
Date: 4.MAR.2020 14:34:49

### Bandedge-CH11

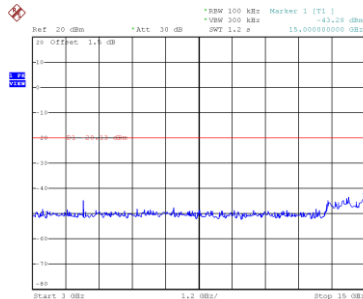


Date: 4.MAR.2020 14:38:29

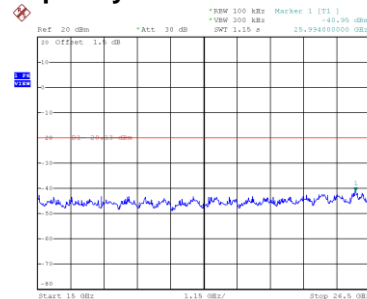
### CH01 – 10th Harmonic of the fundamental frequency



Date: 4.MAR.2020 14:35:02

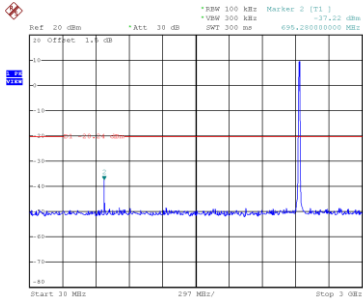


Date: 4.MAR.2020 14:35:09

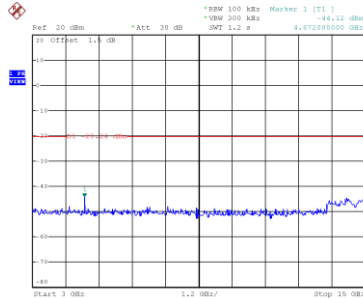


Date: 4.MAR.2020 14:35:17

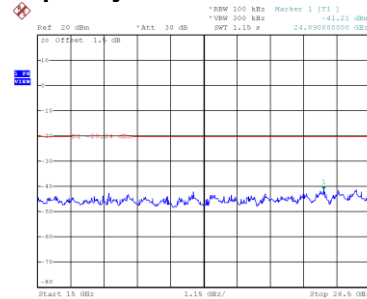
### CH06 – 10th Harmonic of the fundamental frequency



Date: 4.MAR.2020 14:36:33

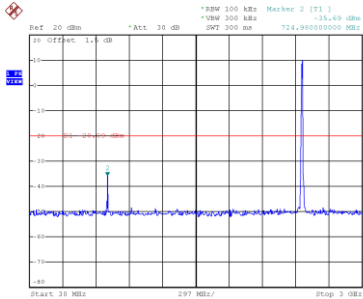


Date: 4.MAR.2020 14:36:41

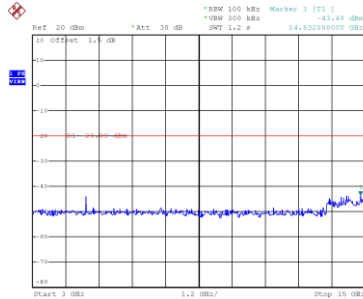


Date: 4.MAR.2020 14:36:48

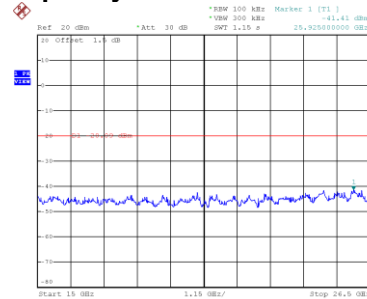
### CH11 – 10th Harmonic of the fundamental frequency



Date: 4.MAR.2020 14:38:42



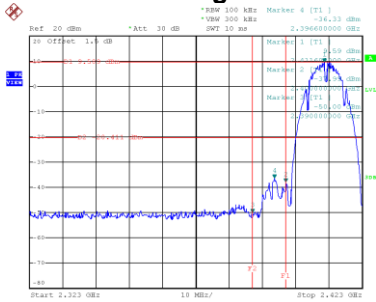
Date: 4.MAR.2020 14:38:49



Date: 4.MAR.2020 14:38:57

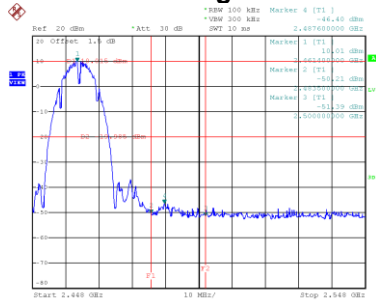
Test Mode TX B Mode\_Ant. 2

### Bandedge-CH01



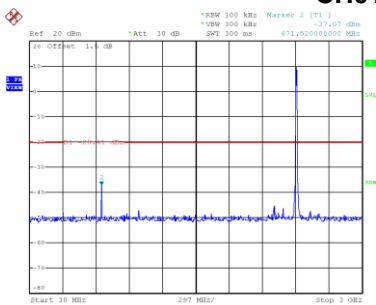
Date: 4.MAR.2020 15:02:38

### Bandedge-CH11

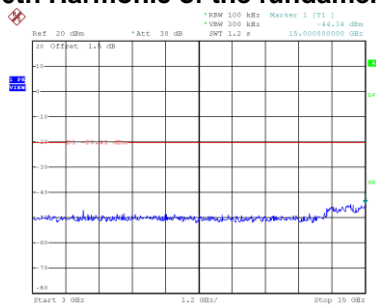


Date: 4.MAR.2020 15:07:02

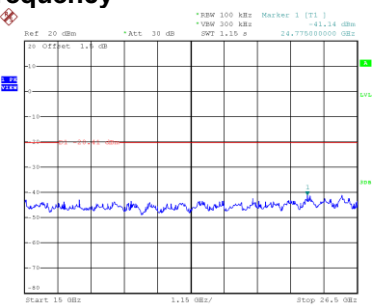
### CH01 – 10th Harmonic of the fundamental frequency



Date: 4.MAR.2020 15:02:51

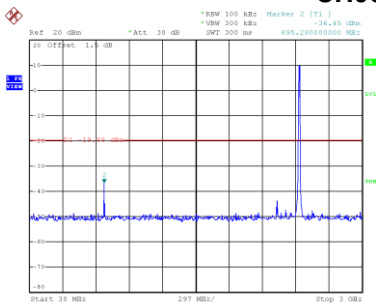


Date: 4.MAR.2020 15:02:58

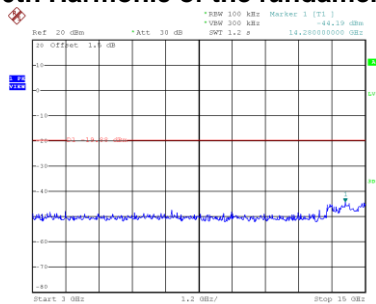


Date: 4.MAR.2020 15:03:06

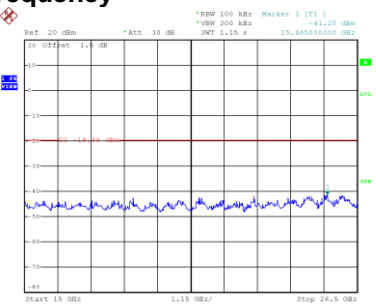
### CH06 – 10th Harmonic of the fundamental frequency



Date: 4.MAR.2020 15:04:34

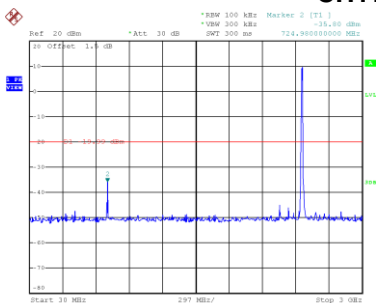


Date: 4.MAR.2020 15:04:41

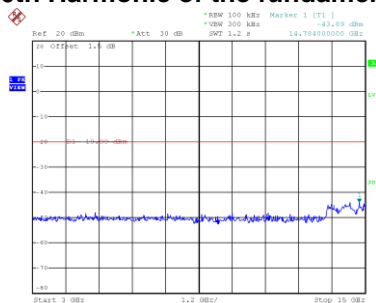


Date: 4.MAR.2020 15:04:48

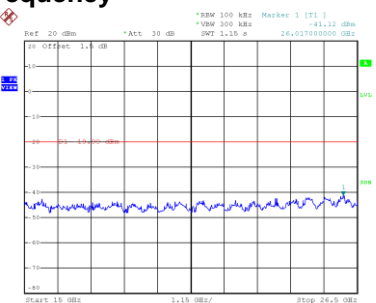
### CH11 – 10th Harmonic of the fundamental frequency



Date: 4.MAR.2020 15:07:15



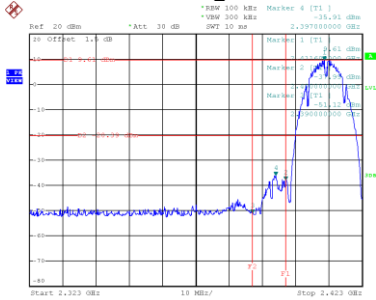
Date: 4.MAR.2020 15:07:22



Date: 4.MAR.2020 15:07:30

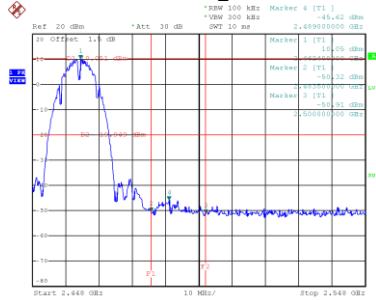
Test Mode TX B Mode\_Ant. 3

### Bandedge-CH01



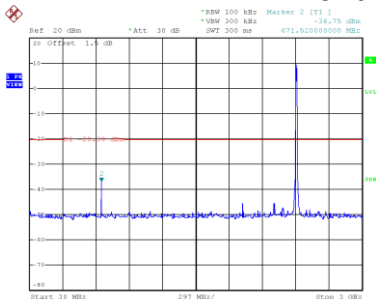
Date: 4.MAR.2020 15:13:57

### Bandedge-CH11

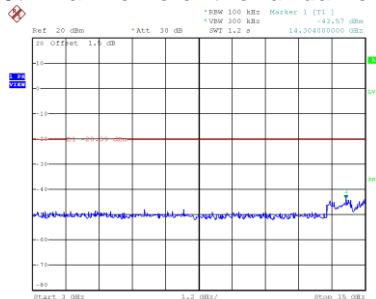


Date: 4.MAR.2020 15:42:31

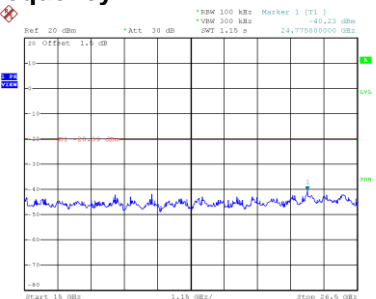
### CH01 – 10th Harmonic of the fundamental frequency



Date: 4.MAR.2020 15:38:10

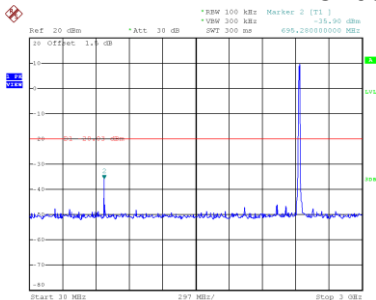


Date: 4.MAR.2020 15:38:17

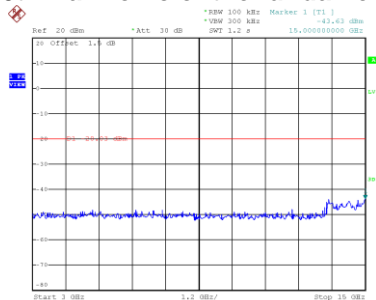


Date: 4.MAR.2020 15:38:25

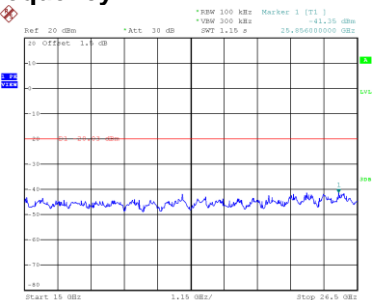
### CH06 – 10th Harmonic of the fundamental frequency



Date: 4.MAR.2020 15:41:19

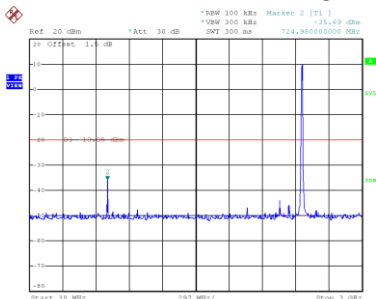


Date: 4.MAR.2020 15:41:26

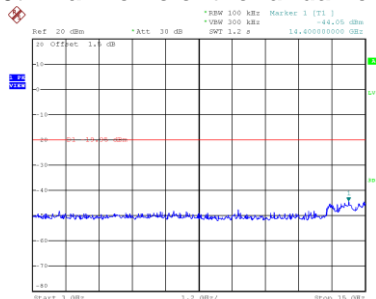


Date: 4.MAR.2020 15:41:34

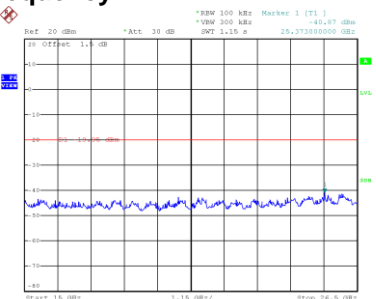
### CH11 – 10th Harmonic of the fundamental frequency



Date: 4.MAR.2020 15:42:44



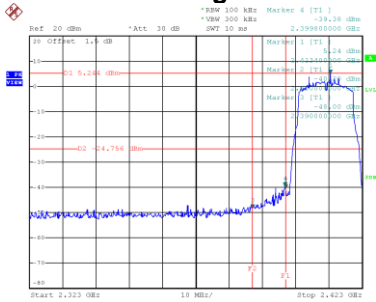
Date: 4.MAR.2020 15:42:52



Date: 4.MAR.2020 15:42:59

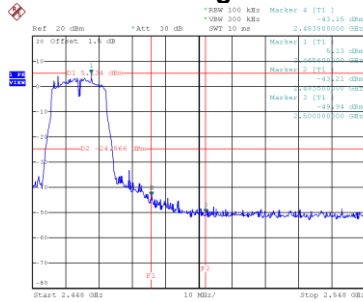
Test Mode TX G Mode\_Ant. 1

### Bandedge-CH01



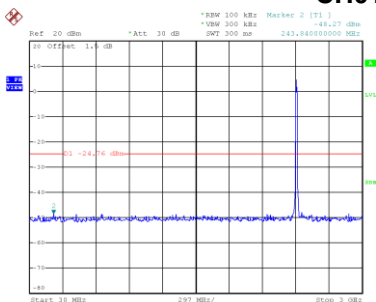
Date: 4.MAR.2020 14:42:15

### Bandedge-CH11

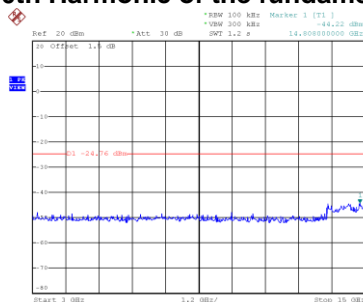


Date: 4.MAR.2020 14:46:07

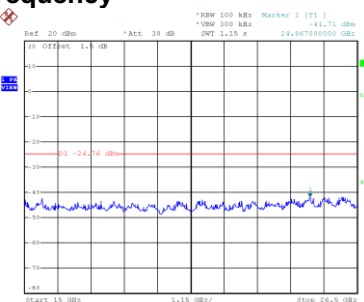
### CH01 – 10th Harmonic of the fundamental frequency



Date: 4.MAR.2020 14:42:28

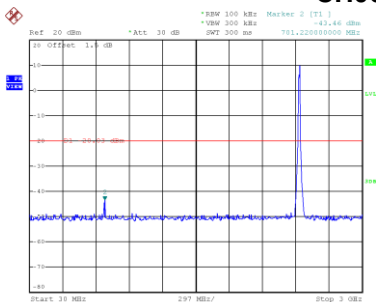


Date: 4.MAR.2020 14:42:35

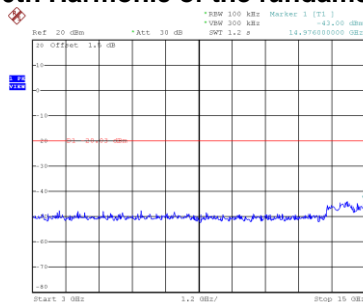


Date: 4.MAR.2020 14:42:43

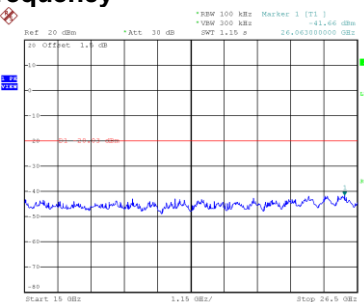
### CH06 – 10th Harmonic of the fundamental frequency



Date: 4.MAR.2020 14:44:18

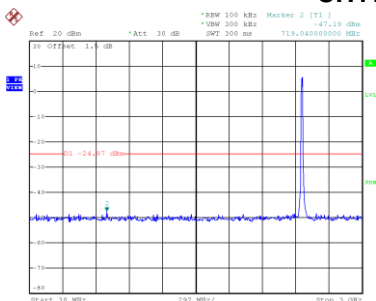


Date: 4.MAR.2020 14:44:25

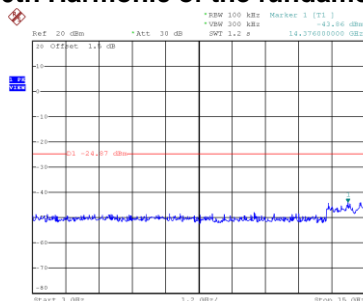


Date: 4.MAR.2020 14:44:33

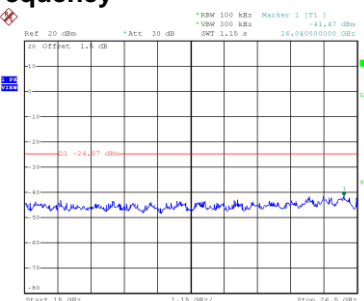
### CH11 – 10th Harmonic of the fundamental frequency



Date: 4.MAR.2020 14:46:26



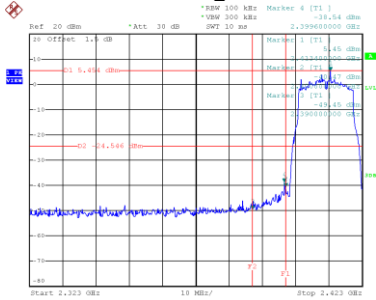
Date: 4.MAR.2020 14:46:34



Date: 4.MAR.2020 14:46:41

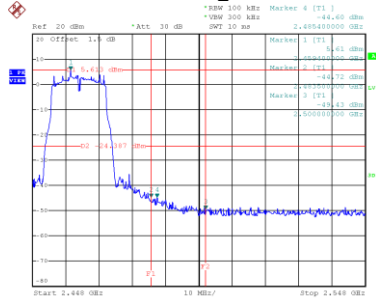
Test Mode TX G Mode\_Ant. 2

### Bandedge-CH01



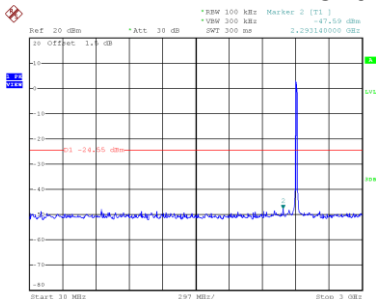
Date: 4.MAR.2020 15:08:40

### Bandedge-CH11

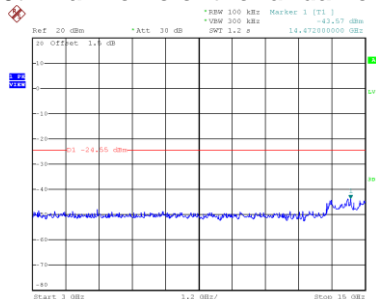


Date: 4.MAR.2020 15:13:08

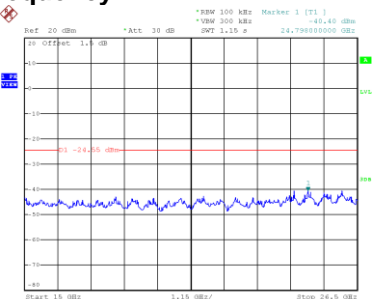
### CH01 – 10th Harmonic of the fundamental frequency



Date: 4.MAR.2020 15:08:53

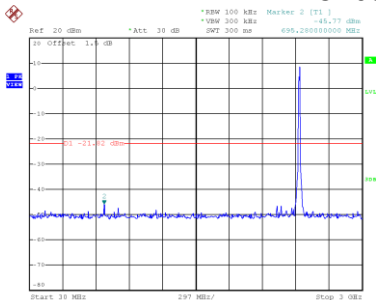


Date: 4.MAR.2020 15:09:01

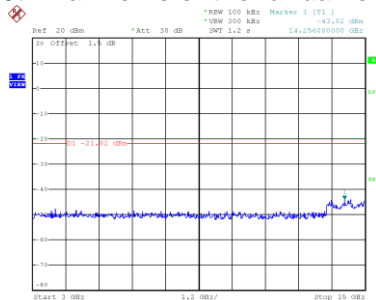


Date: 4.MAR.2020 15:09:08

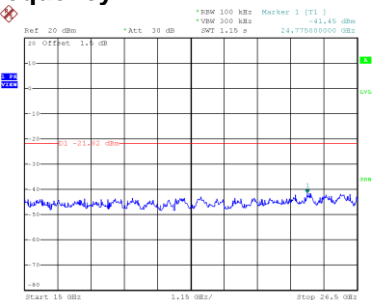
### CH06 – 10th Harmonic of the fundamental frequency



Date: 4.MAR.2020 15:10:23

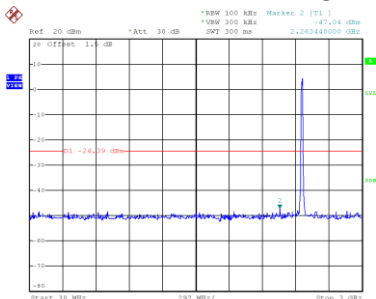


Date: 4.MAR.2020 15:10:31

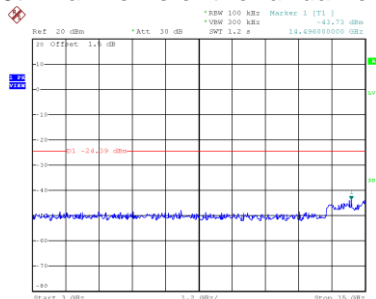


Date: 4.MAR.2020 15:10:38

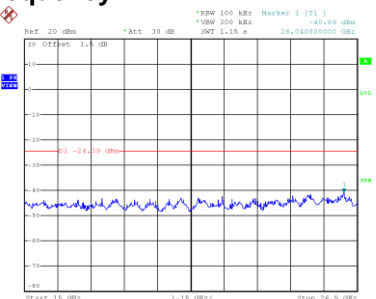
### CH11 – 10th Harmonic of the fundamental frequency



Date: 4.MAR.2020 15:13:21



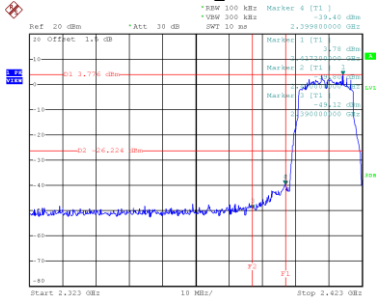
Date: 4.MAR.2020 15:13:29



Date: 4.MAR.2020 15:13:37

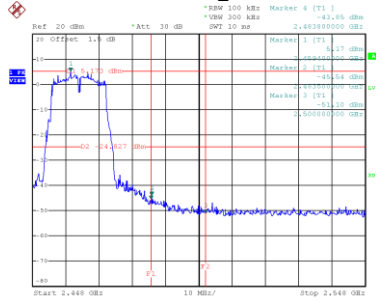
Test Mode TX G Mode\_Ant. 3

### Bandedge-CH01



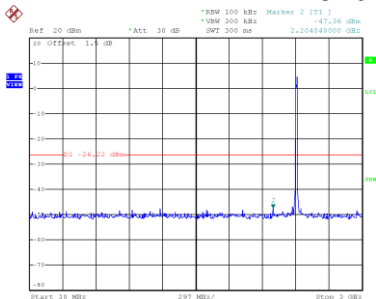
Date: 4.MAR.2020 15:44:25

### Bandedge-CH11

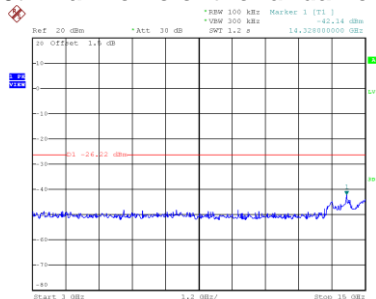


Date: 4.MAR.2020 15:47:10

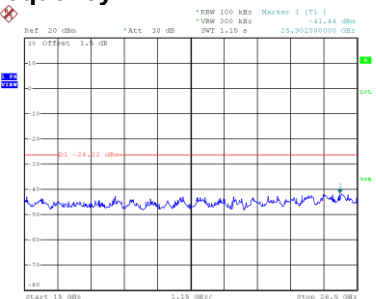
### CH01 – 10th Harmonic of the fundamental frequency



Date: 4.MAR.2020 15:44:39

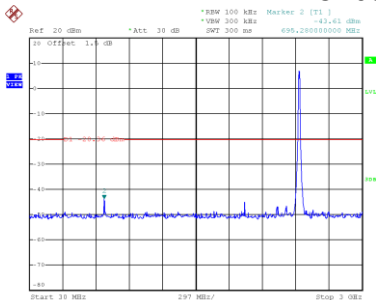


Date: 4.MAR.2020 15:44:46

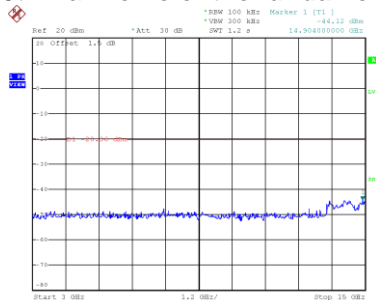


Date: 4.MAR.2020 15:44:54

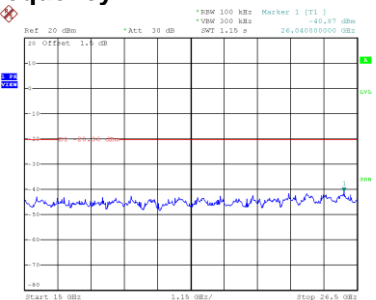
### CH06 – 10th Harmonic of the fundamental frequency



Date: 4.MAR.2020 15:45:57

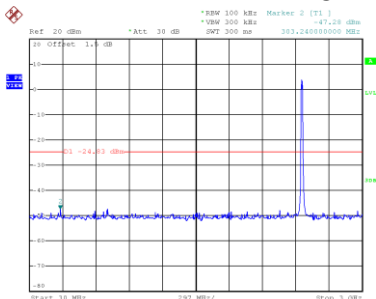


Date: 4.MAR.2020 15:46:05

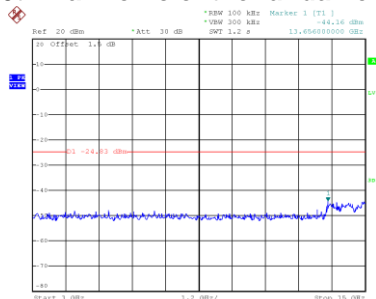


Date: 4.MAR.2020 15:46:20

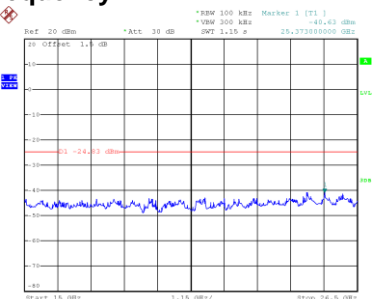
### CH11 – 10th Harmonic of the fundamental frequency



Date: 4.MAR.2020 15:47:24



Date: 4.MAR.2020 15:47:31

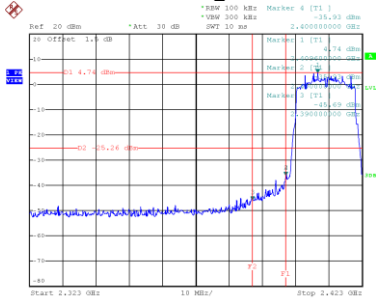


Date: 4.MAR.2020 15:47:39



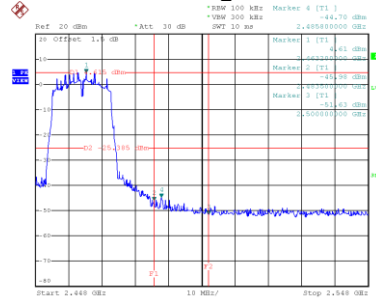
Test Mode TX N-20M Mode\_Ant. 1

### Bandedge-CH01



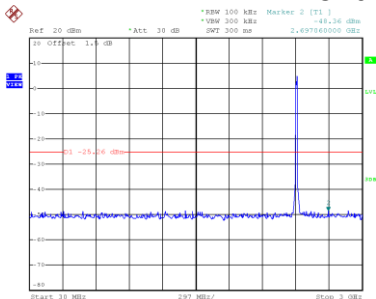
Date: 4.MAR.2020 14:47:50

### Bandedge-CH11

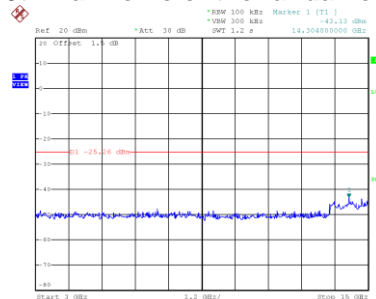


Date: 4.MAR.2020 14:50:43

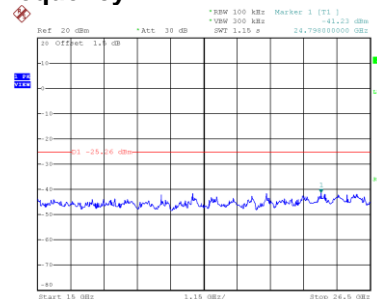
### CH01 – 10th Harmonic of the fundamental frequency



Date: 4.MAR.2020 14:48:03

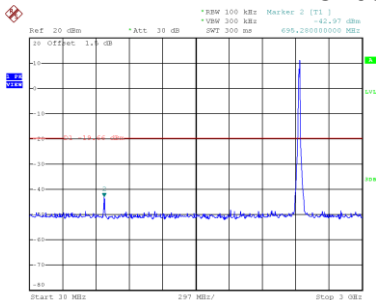


Date: 4.MAR.2020 14:48:11

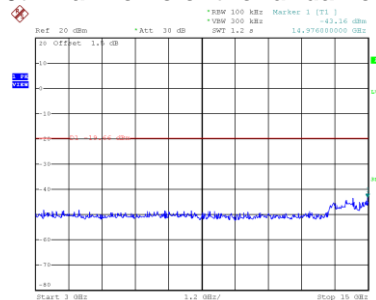


Date: 4.MAR.2020 14:48:18

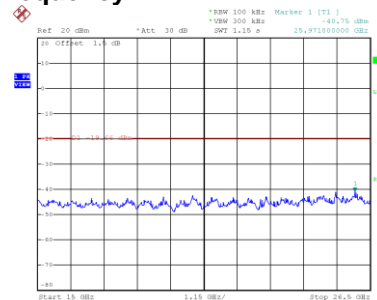
### CH06 – 10th Harmonic of the fundamental frequency



Date: 4.MAR.2020 14:49:28

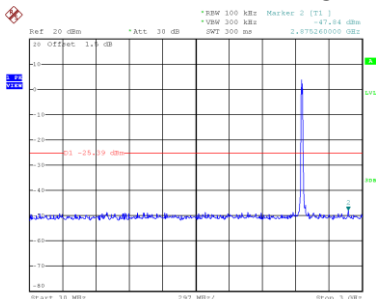


Date: 4.MAR.2020 14:49:36

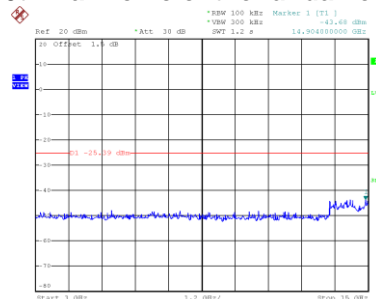


Date: 4.MAR.2020 14:49:43

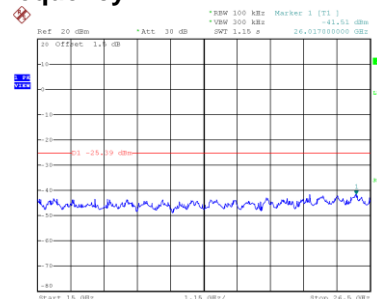
### CH11 – 10th Harmonic of the fundamental frequency



Date: 4.MAR.2020 14:50:56



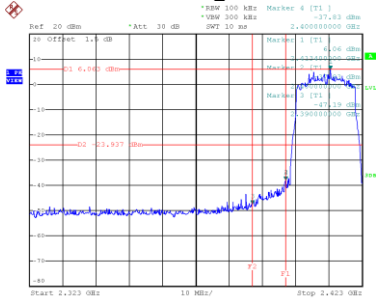
Date: 4.MAR.2020 14:51:04



Date: 4.MAR.2020 14:51:11

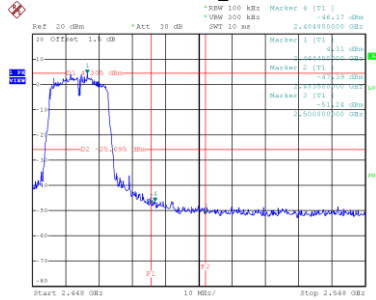
Test Mode TX N-20M Mode\_Ant. 2

### Bandedge-CH01



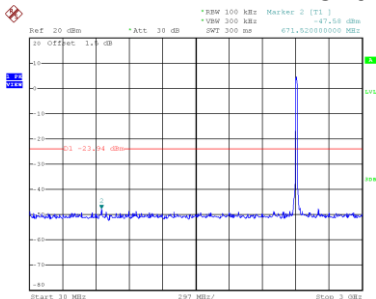
Date: 4.MAR.2020 15:14:27

### Bandedge-CH11

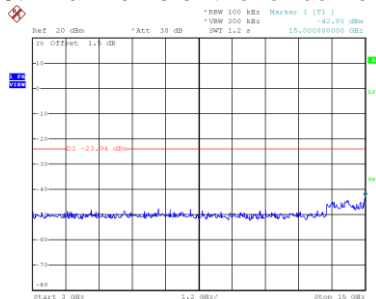


Date: 4.MAR.2020 15:17:51

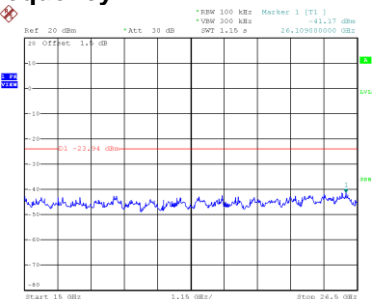
### CH01 – 10th Harmonic of the fundamental frequency



Date: 4.MAR.2020 15:14:40

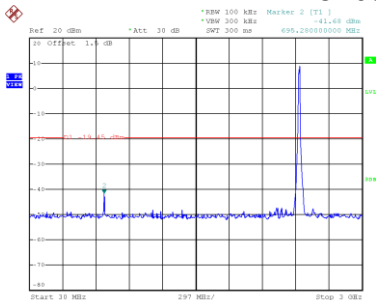


Date: 4.MAR.2020 15:14:47

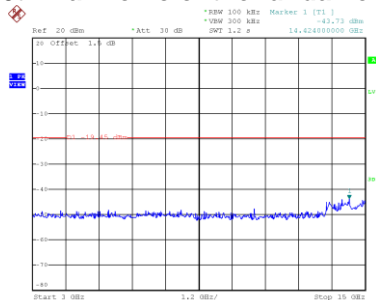


Date: 4.MAR.2020 15:14:55

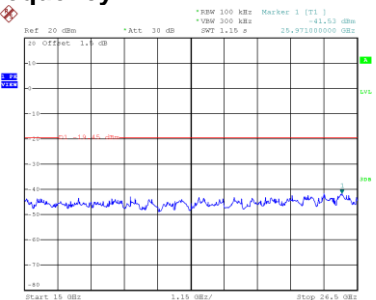
### CH06 – 10th Harmonic of the fundamental frequency



Date: 4.MAR.2020 15:16:00

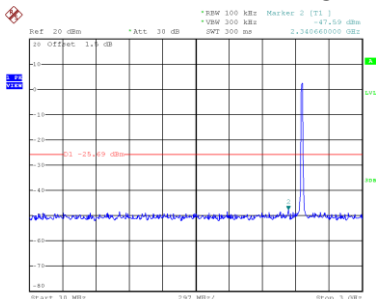


Date: 4.MAR.2020 15:16:07

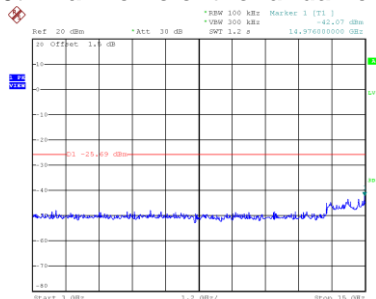


Date: 4.MAR.2020 15:16:15

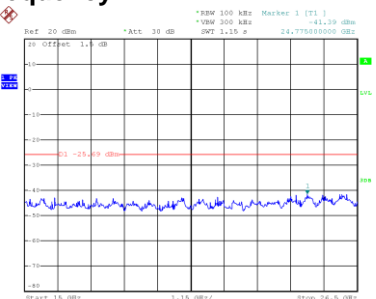
### CH11 – 10th Harmonic of the fundamental frequency



Date: 4.MAR.2020 15:18:05



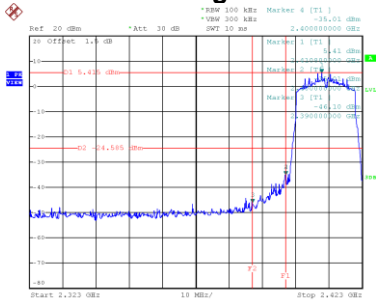
Date: 4.MAR.2020 15:18:12



Date: 4.MAR.2020 15:18:19

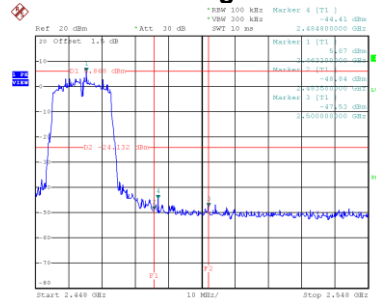
Test Mode TX N-20M Mode\_Ant. 3

### Bandedge-CH01



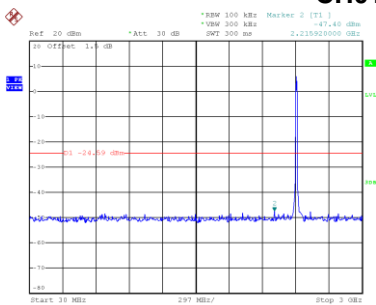
Date: 4.MAR.2020 15:48:46

### Bandedge-CH11

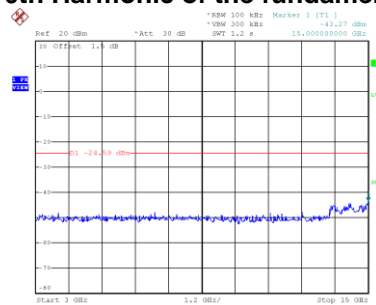


Date: 4.MAR.2020 15:51:57

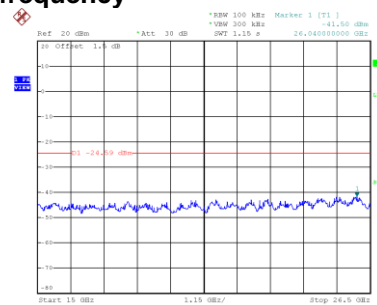
### CH01 – 10th Harmonic of the fundamental frequency



Date: 4.MAR.2020 15:48:59

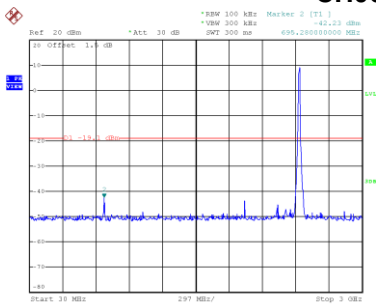


Date: 4.MAR.2020 15:49:06

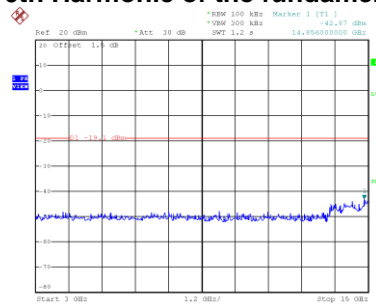


Date: 4.MAR.2020 15:49:13

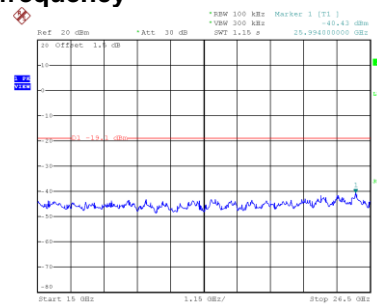
### CH06 – 10th Harmonic of the fundamental frequency



Date: 4.MAR.2020 15:50:20

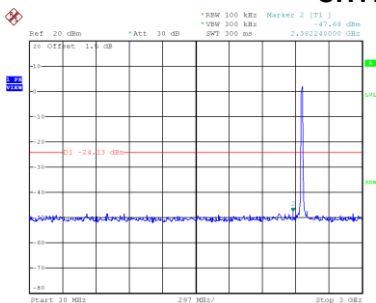


Date: 4.MAR.2020 15:50:26

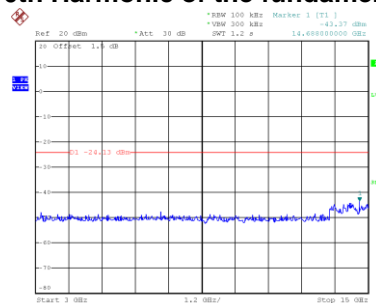


Date: 4.MAR.2020 15:50:35

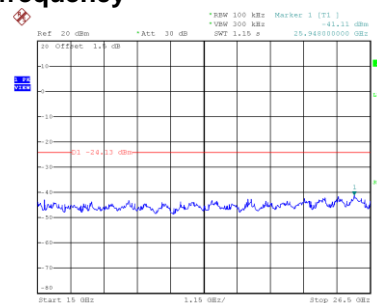
### CH11 – 10th Harmonic of the fundamental frequency



Date: 4.MAR.2020 15:52:10



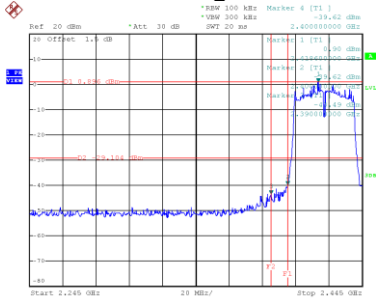
Date: 4.MAR.2020 15:52:18



Date: 4.MAR.2020 15:52:25

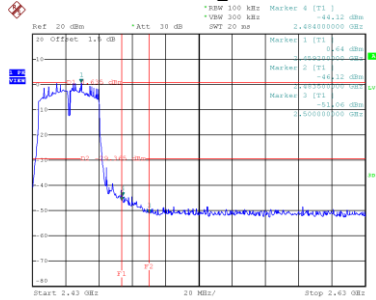
Test Mode TX N-40M Mode\_Ant. 1

### Bandedge-CH03



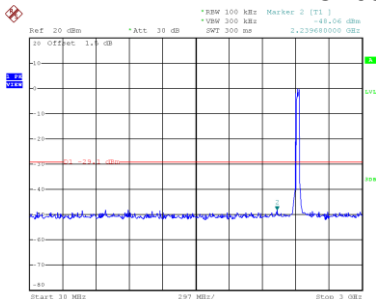
Date: 4.MAR.2020 14:53:30

### Bandedge-CH09

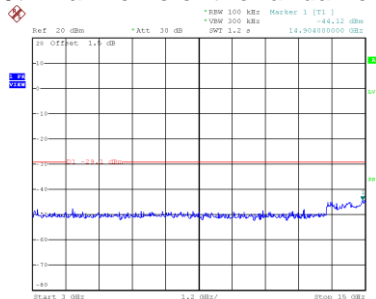


Date: 4.MAR.2020 14:58:33

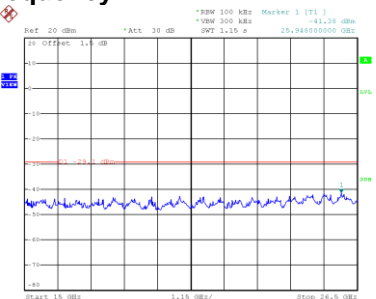
### CH03 – 10th Harmonic of the fundamental frequency



Date: 4.MAR.2020 14:53:43

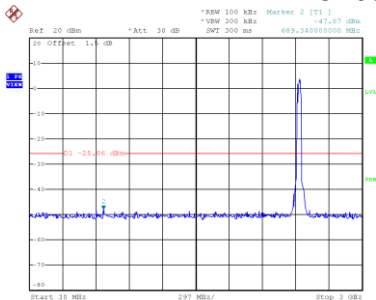


Date: 4.MAR.2020 14:53:50

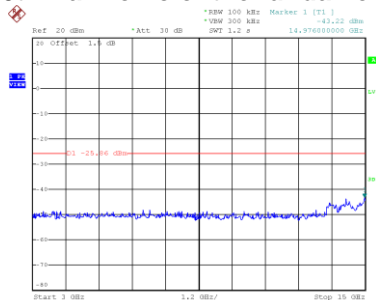


Date: 4.MAR.2020 14:53:57

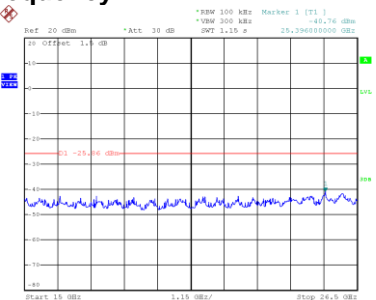
### CH06 – 10th Harmonic of the fundamental frequency



Date: 4.MAR.2020 14:55:04

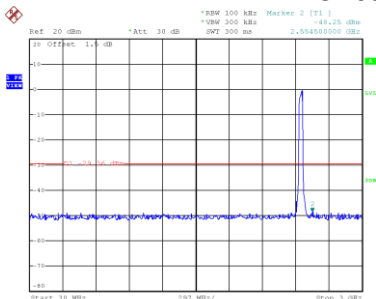


Date: 4.MAR.2020 14:55:11

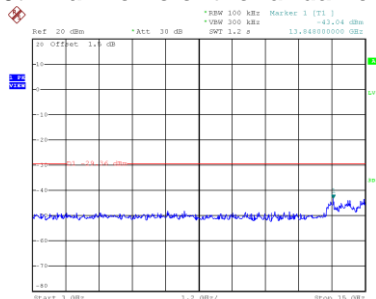


Date: 4.MAR.2020 14:55:19

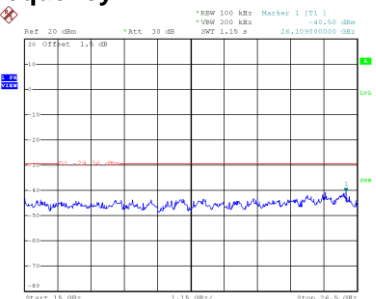
### CH09 – 10th Harmonic of the fundamental frequency



Date: 4.MAR.2020 14:58:47



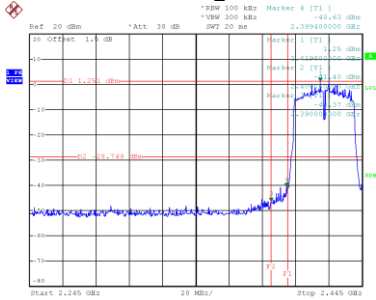
Date: 4.MAR.2020 14:58:54



Date: 4.MAR.2020 14:59:01

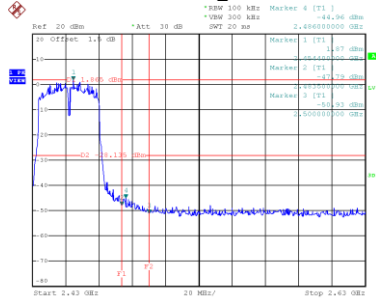
Test Mode TX N-40M Mode\_Ant. 2

### Bandedge-CH03



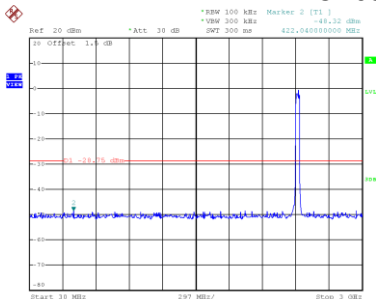
Date: 4.MAR.2020 15:21:42

### Bandedge-CH09

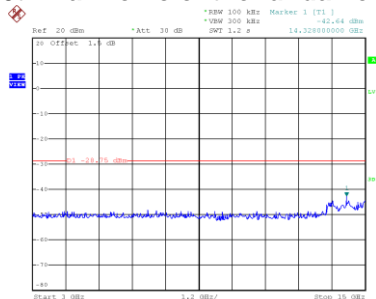


Date: 4.MAR.2020 15:24:35

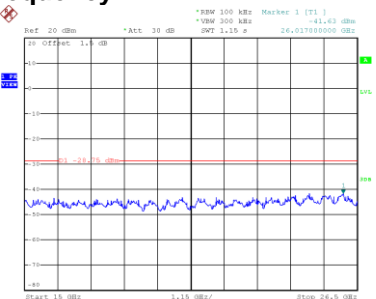
### CH03 – 10th Harmonic of the fundamental frequency



Date: 4.MAR.2020 15:21:55

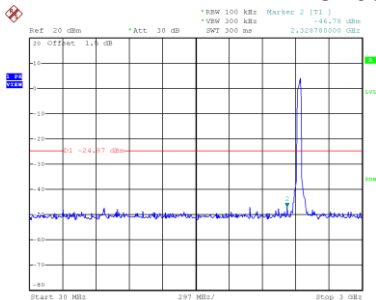


Date: 4.MAR.2020 15:22:02

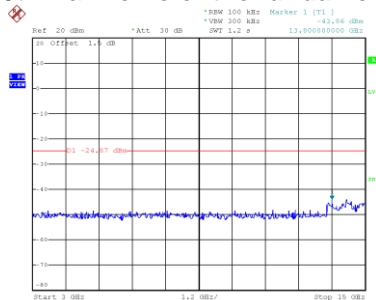


Date: 4.MAR.2020 15:22:09

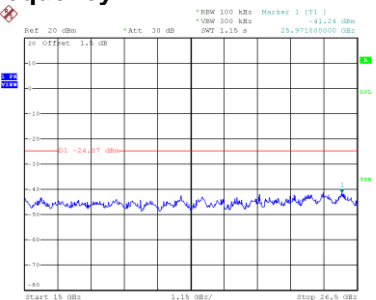
### CH06 – 10th Harmonic of the fundamental frequency



Date: 4.MAR.2020 15:23:26

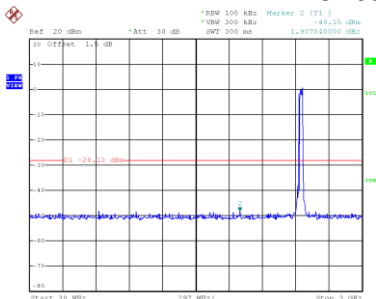


Date: 4.MAR.2020 15:23:34

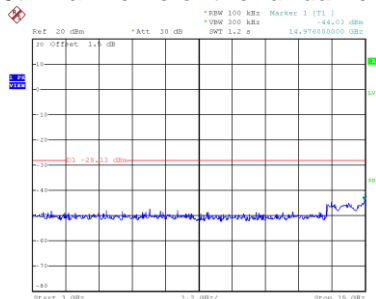


Date: 4.MAR.2020 15:23:41

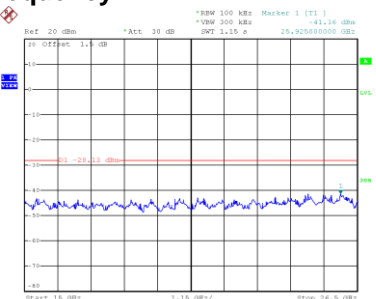
### CH09 – 10th Harmonic of the fundamental frequency



Date: 4.MAR.2020 15:24:49



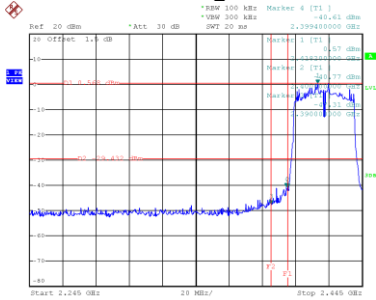
Date: 4.MAR.2020 15:24:56



Date: 4.MAR.2020 15:25:03

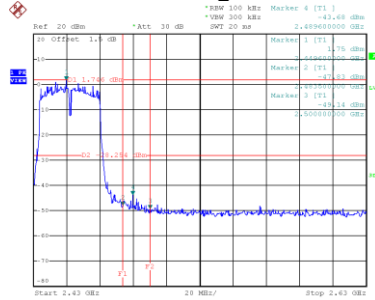
Test Mode TX N-40M Mode\_Ant. 3

### Bandedge-CH03



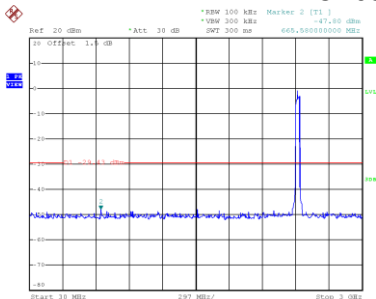
Date: 4.MAR.2020 15:55:36

### Bandedge-CH09

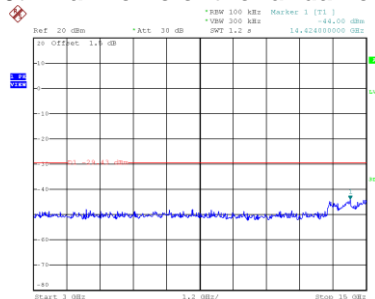


Date: 4.MAR.2020 15:58:33

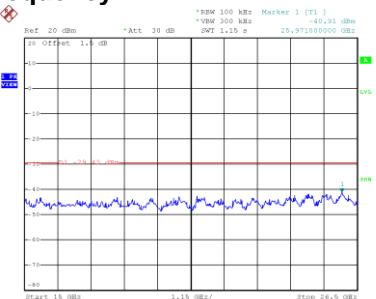
### CH03 – 10th Harmonic of the fundamental frequency



Date: 4.MAR.2020 15:55:49

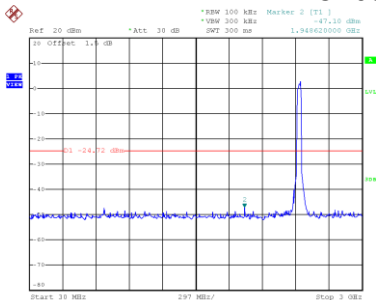


Date: 4.MAR.2020 15:55:56

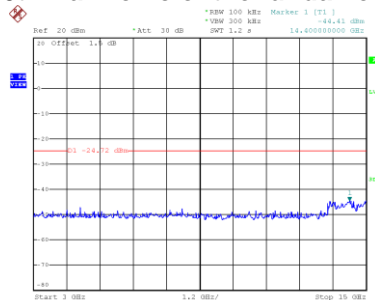


Date: 4.MAR.2020 15:56:03

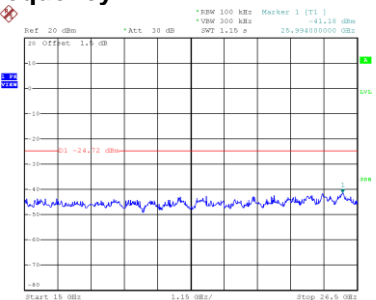
### CH06 – 10th Harmonic of the fundamental frequency



Date: 4.MAR.2020 15:57:23

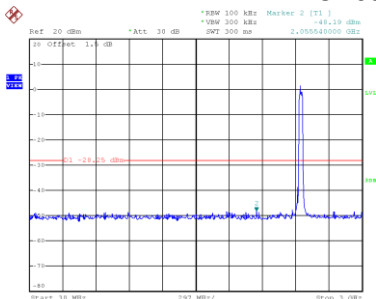


Date: 4.MAR.2020 15:57:31

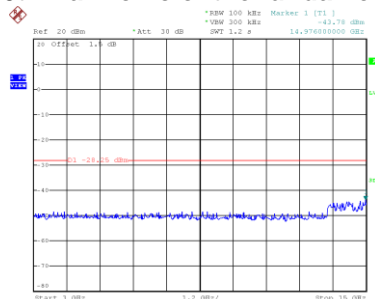


Date: 4.MAR.2020 15:57:38

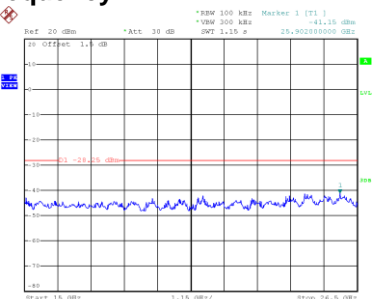
### CH09 – 10th Harmonic of the fundamental frequency



Date: 4.MAR.2020 15:58:46



Date: 4.MAR.2020 15:58:53



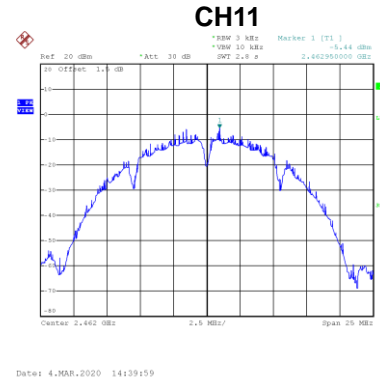
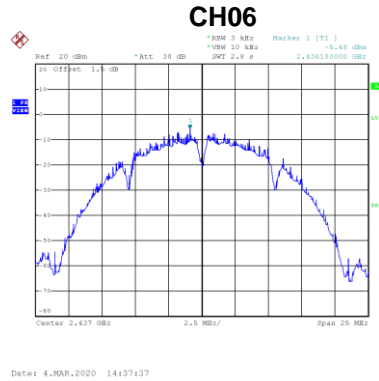
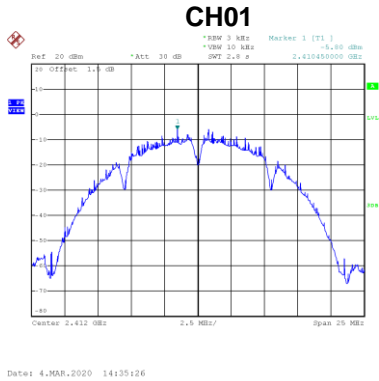
Date: 4.MAR.2020 15:59:01

**APPENDIX H - POWER SPECTRAL DENSITY**

## Non-Beamforming

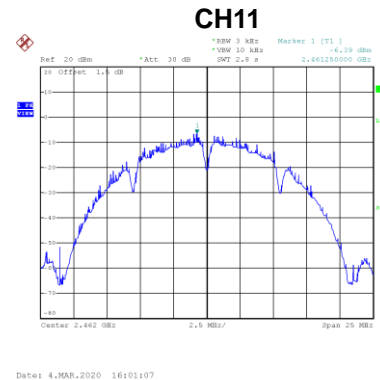
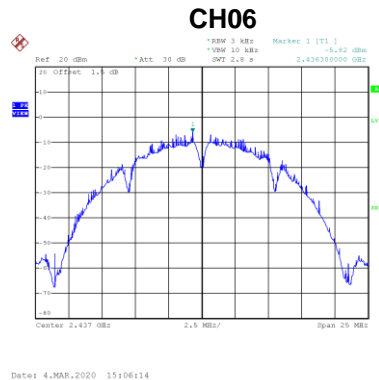
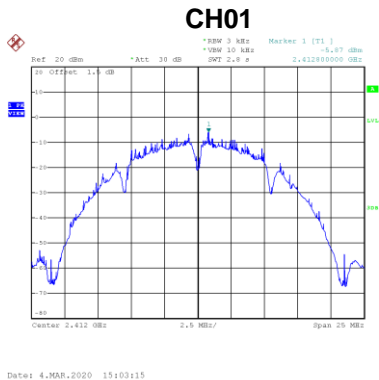
Test Mode	TX B Mode_Ant. 1
-----------	------------------

Channel	Frequency (MHz)	Power Spectral Density (dBm/3kHz)	Max. Limit (dBm/3kHz)	Result
01	2412	-5.80	8	Complies
06	2437	-5.48	8	Complies
11	2462	-5.44	8	Complies



Test Mode	TX B Mode_Ant. 2
-----------	------------------

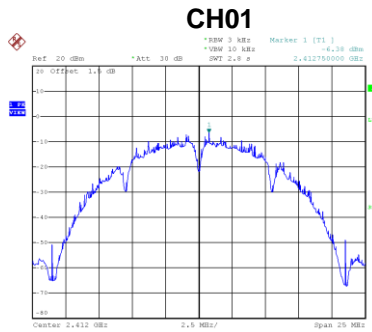
Channel	Frequency (MHz)	Power Spectral Density (dBm/3kHz)	Max. Limit (dBm/3kHz)	Result
01	2412	-5.87	8	Complies
06	2437	-5.82	8	Complies
11	2462	-6.39	8	Complies



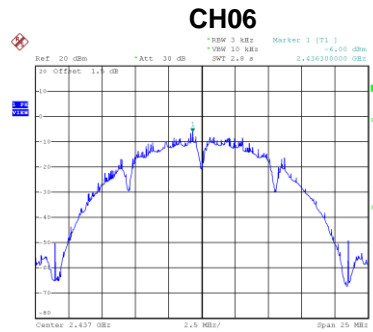


Test Mode	TX B Mode_Ant. 3
-----------	------------------

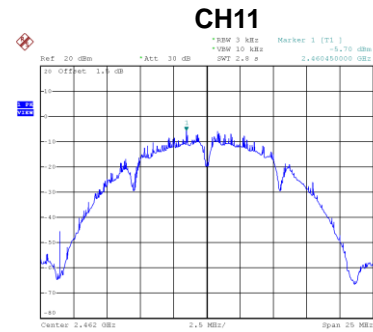
Channel	Frequency (MHz)	Power Spectral Density (dBm/3kHz)	Max. Limit (dBm/3kHz)	Result
01	2412	-6.38	8	Complies
06	2437	-6.00	8	Complies
11	2462	-5.70	8	Complies



Date: 4-MAR-2020 15:40:11



Date: 4-MAR-2020 15:41:43



Date: 4-MAR-2020 15:43:43

Test Mode	TX B Mode_Total
-----------	-----------------

Channel	Frequency (MHz)	Power Spectral Density (dBm/3kHz)	Max. Limit (dBm/3kHz)	Result
01	2412	-1.24	6.23	Complies
06	2437	-0.99	6.23	Complies
11	2462	-1.05	6.23	Complies