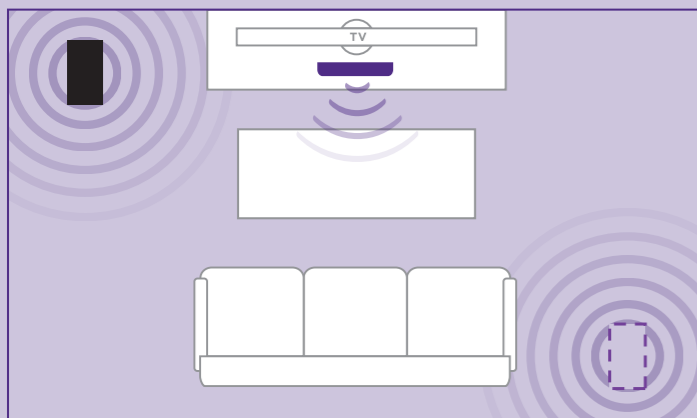


Place wherever you want



Wirelessly connects up to 30 feet
from your TV.

Need more help?
support.roku.com



Video
tutorials



Wi-Fi*
help

See what's
streaming for free,
tips, and more
roku.com/blog

Follow us



ROKU

© 2022 Roku, Inc. All rights reserved. Roku, Roku TV, the Roku logo, and Streambar are the trademarks of Roku, Inc. All other logos and trademarks herein not owned by Roku, Inc. are the property of their respective owners.

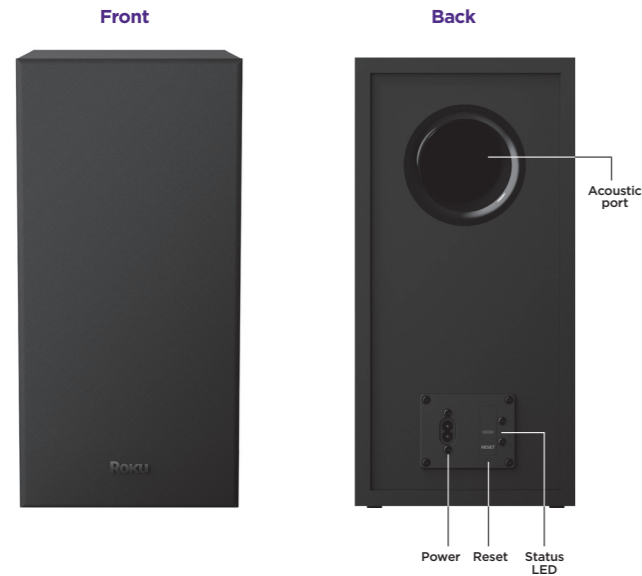


Just wait until you feel this

ROKU Wireless Bass

Quick Start Guide

What's included



Roku Wireless Bass



Power cable

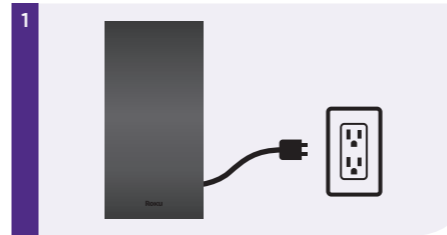
What you'll need



To set up, you'll need:

- One of these...
 - Roku® Streambar®
 - Roku® Streambar® Pro
 - Roku Smart Soundbar
 - Roku TV™ with Roku Wireless Speakers
- Your Roku remote


Let's get started




STEP 1: Connect to power

Place your subwoofer anywhere within 30 feet of your TV and plug it into a power outlet.


The status LED on the back of your subwoofer should begin to blink. If it doesn't, press and hold the Reset button for 10 seconds.



STEP 2: Prepare to connect

Press and hold  on your Roku remote for 5 seconds to open the setup menu.

Select **Subwoofer**.



STEP 3: Follow on-screen setup

Your subwoofer will begin pairing automatically. A test sound will play once pairing is complete.

Visit [go.roku.com/subwoofer](https://www.roku.com/subwoofer) for more information

Roku Wireless Bass (The “Product”)

Please read and keep all safety and use instructions.

Important Product Information Safety Precautions

⚠ Any electrical device, if used improperly, has the potential for causing fire, electrical shock, property damage or personal injury. To help ensure accident-free and enjoyable operation, follow these guidelines:

- Observe all warnings, precautions and instructions.
- Observe all signs and displays that require an electrical device or RF radio product to be switched off in designated areas.
- For more information on product safety and troubleshooting, please go to support.roku.com

Use and Handling

- The Product contains magnetic material. Contact your physician if you have questions on whether this might affect the operation of your implantable medical device.
- ⚠ The Product is not a toy. Keep out of reach of children and pets. The Product packaging may include plastic bags, cable ties and fasteners. Dispose of these properly and keep them out of reach of children, as they could present a choking hazard.
- The Product should not be exposed to dripping, spraying, or splashing.
- Do not submerge in water or allow liquid to get into the Product.
- Do not touch the Product or connected cables during an electrical storm.
- Do not allow small particles or other foreign objects to get into the Product.
- Do not expose the Product to high temperatures, high humidity, direct sunlight, heat sources, smoke or steam.
- Do not place naked flame sources, such as lighted candles, on or near the Product.
- Do not place anything on top of your Product, cover or place it in an enclosed cabinet or on a soft surface; it may cause the Product to get hot or overheat.
- Do not place the Product in a place where its power cord may cause a person to trip.
- Do not drop, crush or disassemble the Product.
- Do not clean with chemical based cleaner. Use a soft, dry cloth.
- Do not place Product directly on oil or wax based wood finished surfaces.
- Do not attempt to repair the Product yourself. Disassembling the Product may cause damage not covered by the warranty.
- Use intended for indoors only.
- Dispose of the Product according to local standards and regulations.
- Permanent hearing loss may occur if the Product is used at high volume. To prevent possible hearing loss, limit the amount of time you use the Product at high volume.



Class II Equipment

This device meets the safety requirements specified for Class II equipment.



License and Warranty

Use of the Product constitutes your agreement with the End User License Agreement set forth herein and at roku.com/legal and the limited warranty set forth below. If you disagree and you are within the allowable time period for returns under the return policy applicable to your Product, you may return the Product to the place where you obtained it for a refund, subject to the terms of the applicable return policy.

Limited Warranty & Warranty Service Process Limited Warranty

For any Product purchased and delivered to end users in the US, go to support.roku.com for the warranty terms and conditions. You may also request a copy of such terms by mail by contacting us at 1155 Coleman Ave, San Jose, CA 95110.

Additional Legal Notices

Federal Communication Commission Interference Statement

This equipment has been tested and found to comply with the limits for a Class B digital device, pursuant to Part 15 of the FCC Rules. These limits are designed to provide reasonable protection against harmful interference in a residential installation. This equipment generates, uses and can radiate radio frequency energy and, if not installed and used in accordance with the instructions, may cause harmful interference to radio communications. However, there is no guarantee that interference will not occur in a particular installation. If this equipment does cause harmful interference to radio or television reception, which can be determined by turning the equipment off and on, the user is encouraged to try to correct the interference by one of the following measures:

- Reorient or relocate the receiving antenna.
- Increase the separation between the equipment and receiver.
- Connect the equipment into an outlet on a circuit different from that to which the receiver is connected.
- Consult the dealer or an experienced radio/TV technician for help.

This device complies with Part 15 of the FCC Rules. Operation is subject to the following two conditions: (1) This device may not cause harmful interference, and (2) this device must accept any interference received, including interference that may cause undesired operation.

FCC Caution: Any changes or modifications not expressly approved by Roku, Inc. could void the user's authority to operate this equipment.

2.4 GHz band operation of this product in the US is firmware-limited to channels 1 through 11.

IMPORTANT NOTE:

FCC Radiation Exposure Statement

This equipment complies with FCC radiation exposure limits set forth for an uncontrolled environment. This equipment should be installed and operated with a minimum distance of 20 cm between the radiator and your body. This transmitter must not be co-located or operating in conjunction with any other antenna or transmitter. The availability of some specific channels and/or operational frequency bands are country dependent and are firmware programmed at the factory to match the intended destination. The firmware setting is not accessible by the end user.

Copyright © 2022 Roku, Inc. All rights reserved.



4100000809_02