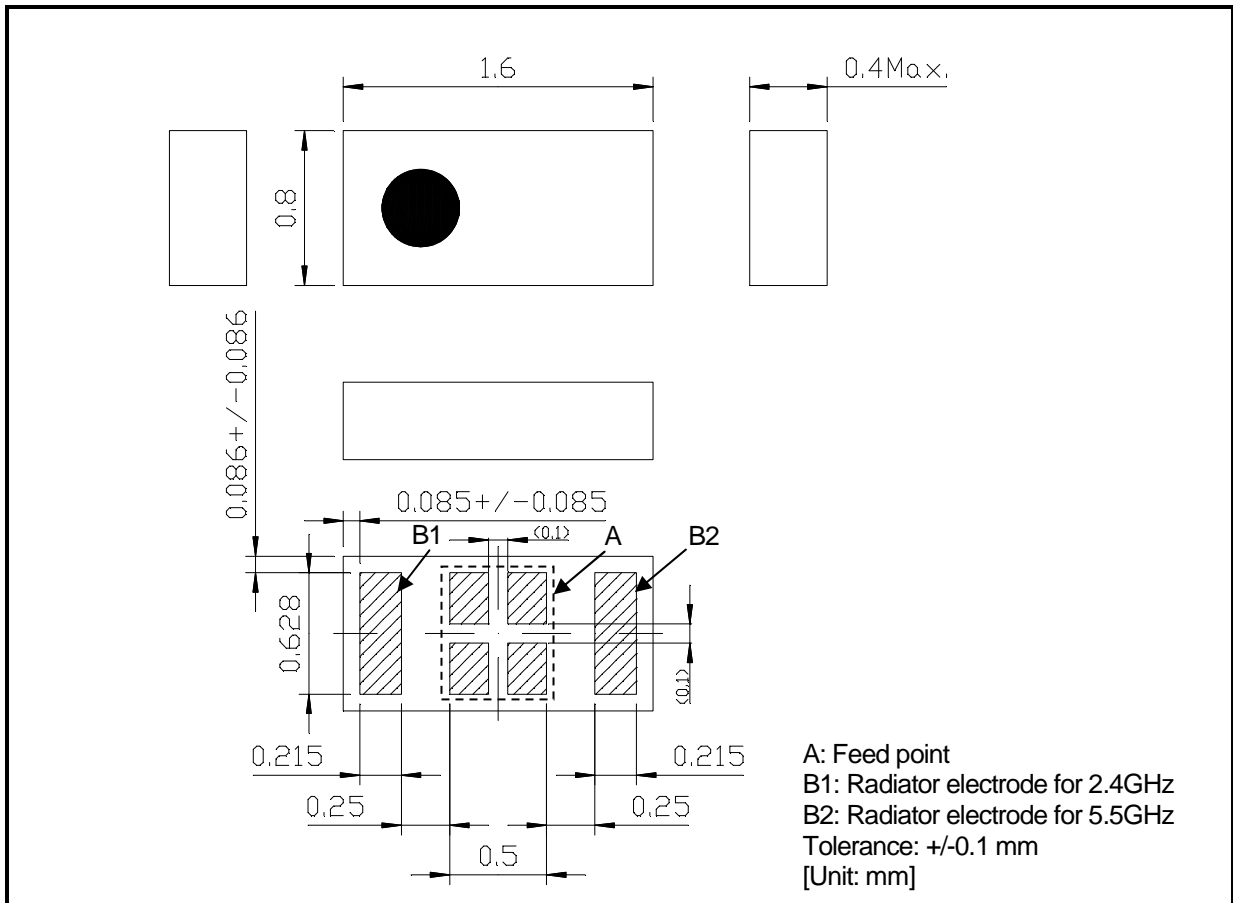


**CHIP MULTILAYER ANTENNA FOR IEEE802.11a/b/g/n**

**SAMPLE P/N: ANT016008LCD2442MA1**

**[MECHANICAL DIMENSIONS]**



**[ELECTRICAL CHARACTERISTICS]**

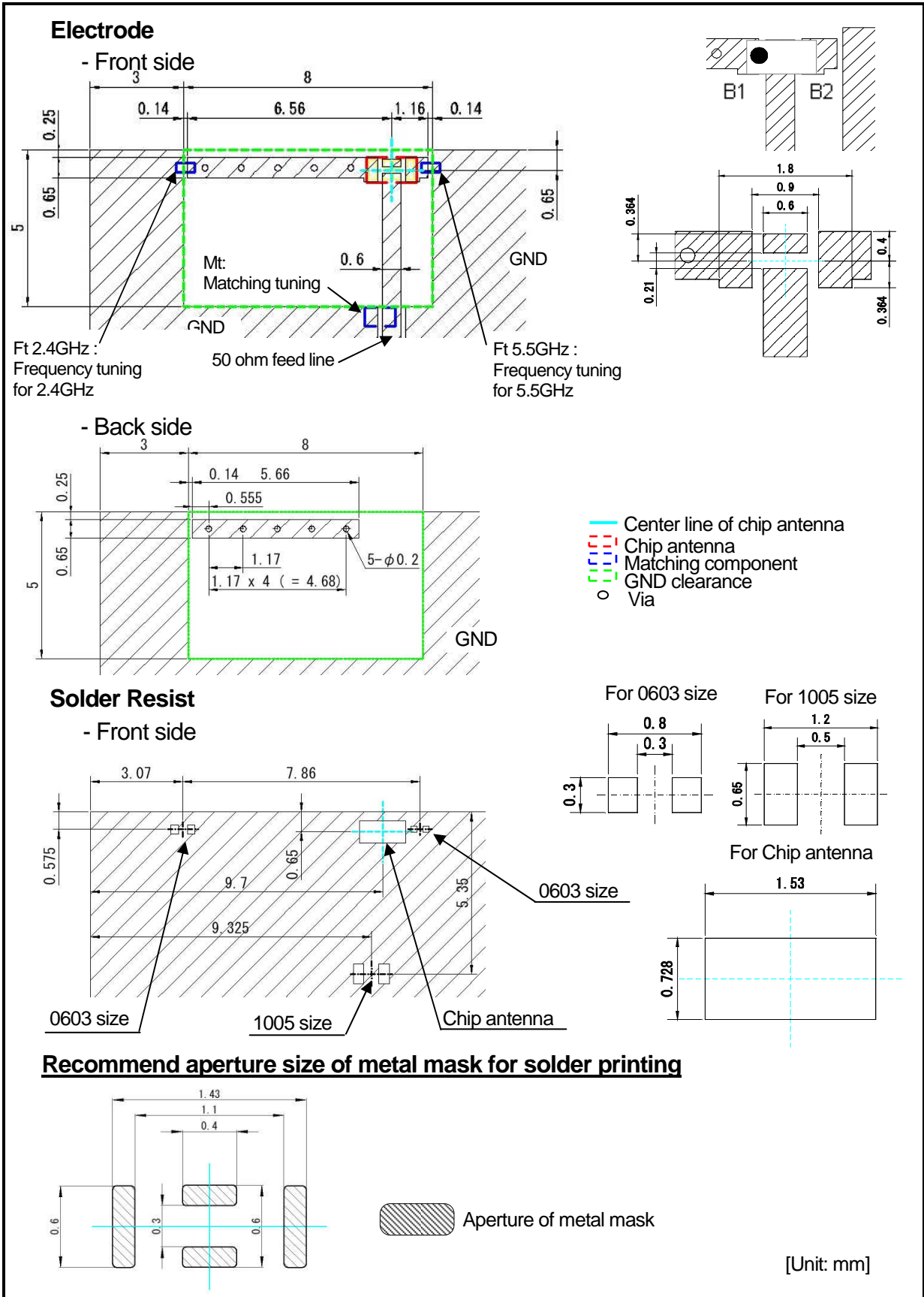
PARAMETER		UNIT
Center Frequency (F <sub>11b/g/n</sub> , F <sub>11a</sub> )	F <sub>11b/g/n</sub> : 2442, F <sub>11a</sub> : 5500	MHz
Band Width (F <sub>11b/g/n</sub> , F <sub>11a</sub> )	F <sub>11b/g/n</sub> : +/-42, F <sub>11a</sub> : +/-350	MHz
VSWR at BW (F <sub>11b/g/n</sub> , F <sub>11a</sub> )	F <sub>11b/g/n</sub> : 6.5 (Max.), F <sub>11a</sub> : 4 (Max.)	
Polarization	Linear	
Impedance	50	ohm
PCB size	120 x 65 x 1.0	mm

\* This is typical antenna performance with the standard PCB.

Operating temperature	-40	+85	℃
Storage temperature	-40	+85	℃

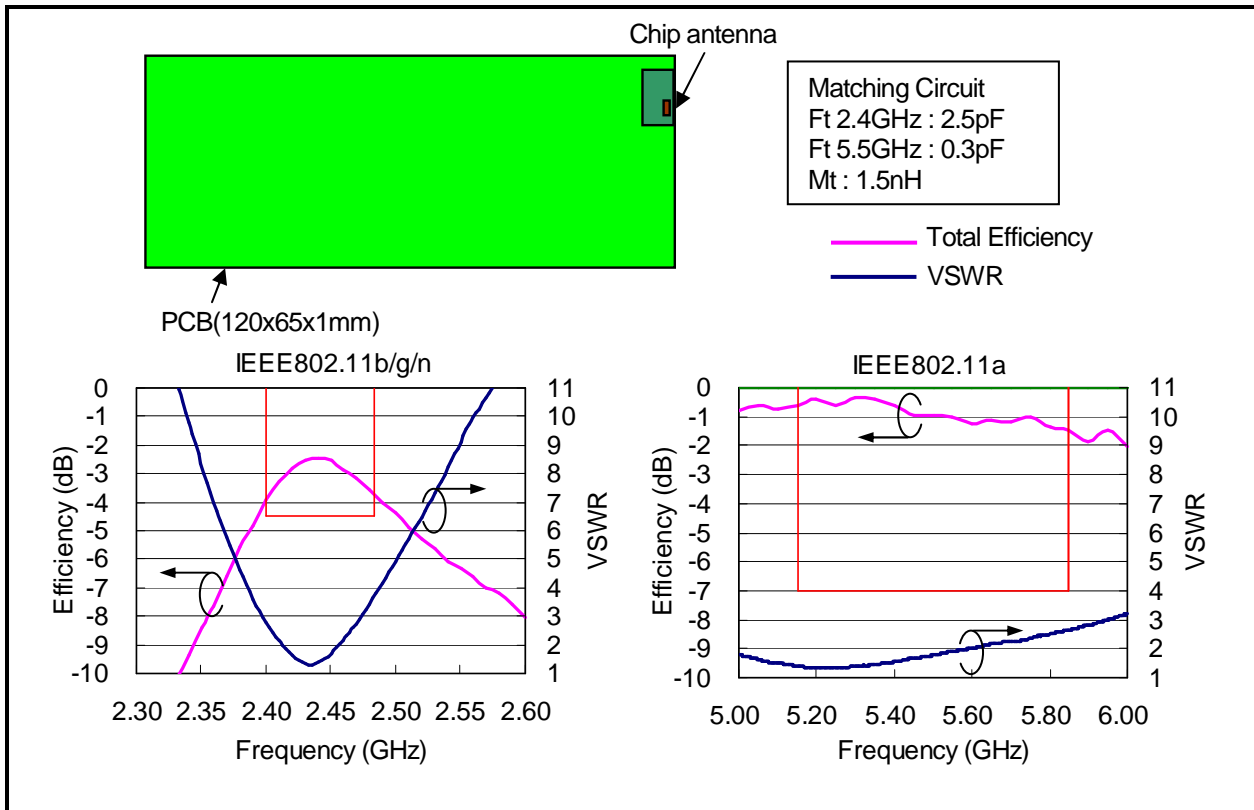
All specifications are subject to change without notice and are not guaranteed.

**[RECOMMENDED PCB PATTERN]**



All specifications are subject to change without notice and are not guaranteed.

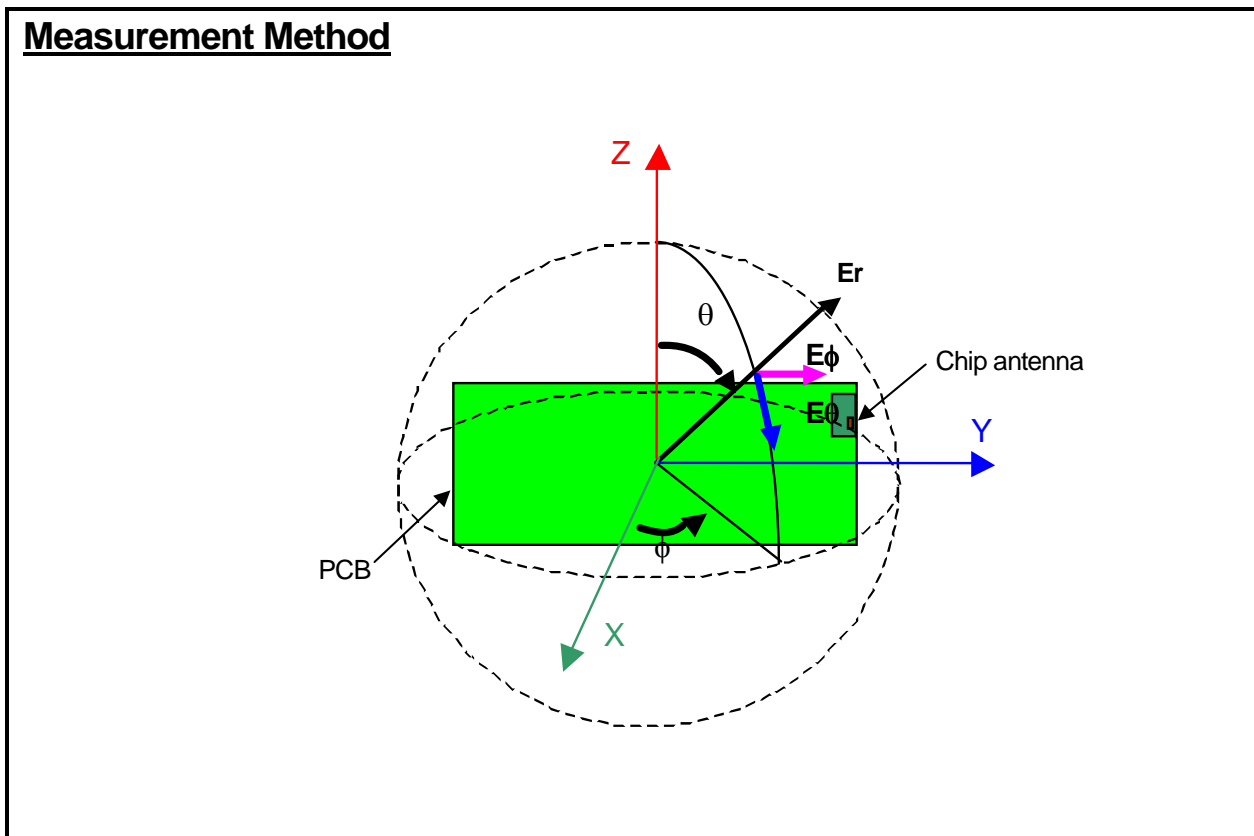
**[EFFICIENCY AND VSWR]**



Note: Tested antenna has been soldered. Evaluation board size is 120x65x1 mm

**[RADIATION PATTERN]**

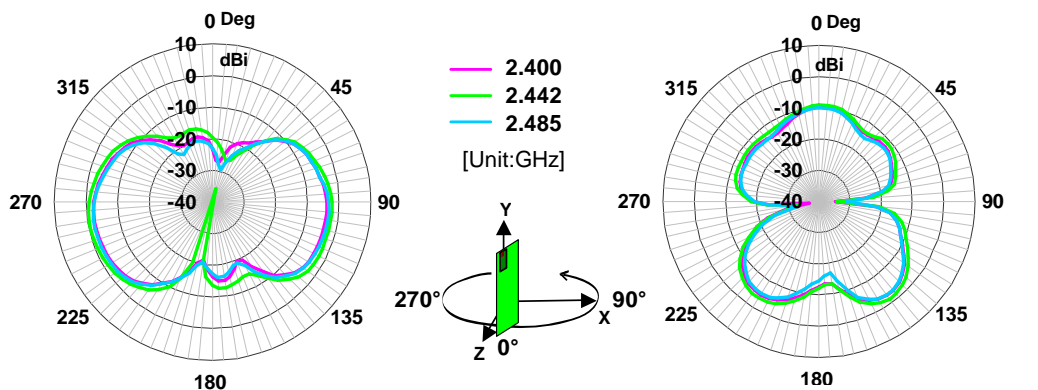
**Measurement Method**



Note: Tested antenna has been soldered. Evaluation board size is 120x65x1 mm

All specifications are subject to change without notice and are not guaranteed.

[RADIATION PATTERN - IEEE802.11b/g/n -]

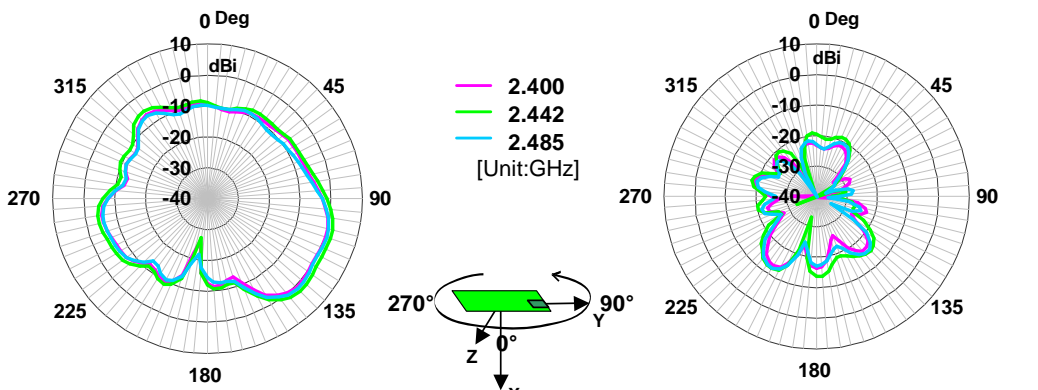


**Horizontal Polarization**

Frequency[GHz]	2.400	2.442	2.485
Average[dBi]	-7.06	-5.44	-6.82
Maximum[dBi]	-2.18	-0.48	-1.94
Minimum[dBi]	-27.38	-44.31	-29.46

**Vertical Polarization**

Frequency[GHz]	2.400	2.442	2.485
Average[dBi]	-9.62	-8.45	-10.13
Maximum[dBi]	-2.82	-1.44	-3.02
Minimum[dBi]	-36.90	-34.11	-32.46

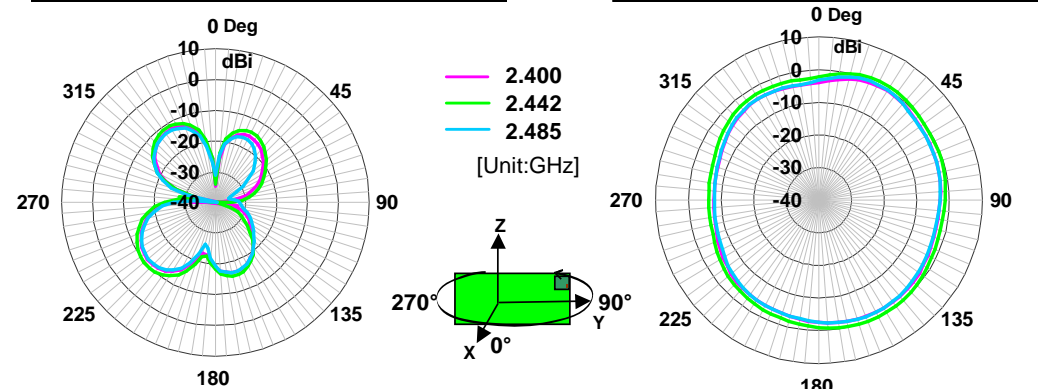


**Horizontal Polarization**

Frequency[GHz]	2.400	2.442	2.485
Average[dBi]	-5.81	-4.32	-5.70
Maximum[dBi]	0.54	2.27	1.19
Minimum[dBi]	-26.20	-27.25	-22.01

**Vertical Polarization**

Frequency[GHz]	2.400	2.442	2.485
Average[dBi]	-21.03	-19.00	-20.43
Maximum[dBi]	-13.19	-12.04	-12.29
Minimum[dBi]	-48.22	-46.88	-40.26

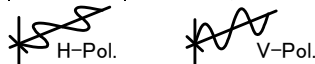


**Horizontal Polarization**

Frequency[GHz]	2.400	2.442	2.485
Average[dBi]	-17.05	-15.74	-17.47
Maximum[dBi]	-11.24	-9.64	-11.46
Minimum[dBi]	-48.22	-51.80	-40.53

**Vertical Polarization**

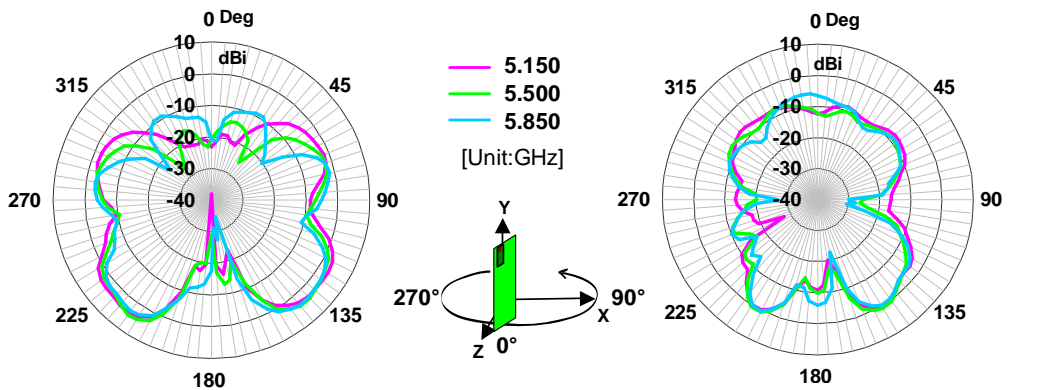
Frequency[GHz]	2.400	2.442	2.485
Average[dBi]	-3.21	-1.68	-3.18
Maximum[dBi]	-0.54	0.98	-0.23
Minimum[dBi]	-7.87	-6.33	-7.97



Note: Tested antenna has been soldered. Evaluation board size is 120x65x1 mm

All specifications are subject to change without notice and are not guaranteed.

**[RADIATION PATTERN - IEEE802.11a -]**

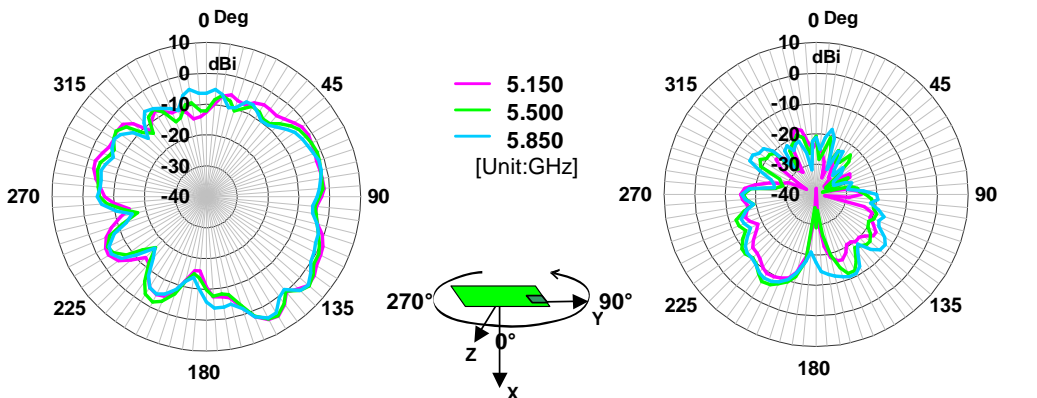


**Horizontal Polarization**

Frequency[GHz]	5.150	5.500	5.850
Average[dBi]	-2.39	-2.73	-3.25
Maximum[dBi]	4.22	4.78	3.29
Minimum[dBi]	-42.06	-29.06	-34.55

**Vertical Polarization**

Frequency[GHz]	5.150	5.500	5.850
Average[dBi]	-7.05	-7.06	-7.32
Maximum[dBi]	0.04	0.89	0.31
Minimum[dBi]	-27.83	-26.31	-30.64

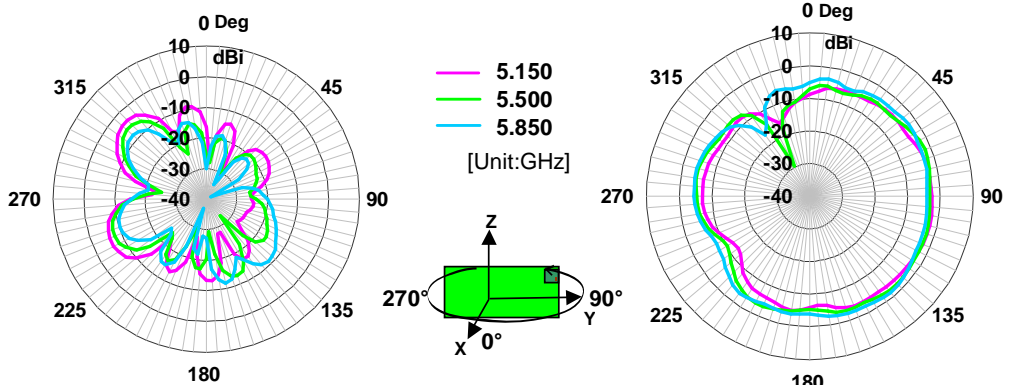


**Horizontal Polarization**

Frequency[GHz]	5.150	5.500	5.850
Average[dBi]	-2.74	-3.11	-3.60
Maximum[dBi]	5.18	5.04	4.09
Minimum[dBi]	-15.95	-17.14	-16.56

**Vertical Polarization**

Frequency[GHz]	5.150	5.500	5.850
Average[dBi]	-17.92	-15.62	-15.19
Maximum[dBi]	-9.40	-6.43	-7.73
Minimum[dBi]	-42.06	-37.80	-33.50

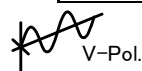


**Horizontal Polarization**

Frequency[GHz]	5.150	5.500	5.850
Average[dBi]	-11.65	-13.95	-15.05
Maximum[dBi]	-3.56	-5.67	-8.20
Minimum[dBi]	-31.10	-32.99	-38.35

**Vertical Polarization**

Frequency[GHz]	5.150	5.500	5.850
Average[dBi]	-5.64	-4.76	-4.21
Maximum[dBi]	-2.18	-1.95	-1.61
Minimum[dBi]	-15.95	-29.68	-16.91



Note: Tested antenna has been soldered. Evaluation board size is 120x65x1 mm  
 All specifications are subject to change without notice and are not guaranteed.

## ENVIRONMENT INFORMATION

### 1. RoHS STATEMENT

ROHS Compliance

### 2. Non-Use of Halogen (Bromine and Chlorine)

The product does not include Halogens and their compounds based on the following definition.

- Bromine(Br)  $\leq$  900ppm\*
- Chlorine(Cl)  $\leq$  900ppm\*
- (Bromine(Br)+Chlorine(Cl)  $\leq$  1500ppm\*)  
(\*Certain homogeneous materials)