


## EUT Test Setup Photographs

### 1.1 Radiated Spurious Emissions: 30 MHz – 1 GHz Front View at 3 meters




### 1.2 Radiated Spurious Emissions: 30 MHz – 1 GHz Rear View at 3 meters



**1.3 Radiated Spurious Emissions: 1-18 GHz Front View at 3 meters**




**1.4 Radiated Spurious Emissions: 1-18 GHz Rear View at 3 meters**



**1.5 Radiated Spurious Emissions: 1-18 GHz Front View at 1 meter**




**1.6 Radiated Spurious Emissions: 1-18 GHz Rear View at 1 meter**



**1.7 Radiated Spurious Emissions: 18-26.5 GHz Front View at 1 meter**




**1.8 Radiated Spurious Emissions: 18-26.5 GHz Rear View at 1 meter**




**1.9 Radiated Spurious Emissions: 26.5-40 GHz Front View at 1 meter**



**1.10 Radiated Spurious Emissions: 26.5-40 GHz Rear View at 1 meter**



**1.11 AC Line Conducted Emissions: Front View**



**1.12 AC Line Conducted Emissions: Side View**

