


Annex A (Normative) – EUT Test Setup Photographs

1.1 30MHz - 1GHz Front View




1.2 30MHz - 1GHz Rear View




1.3 Above 1GHz Front View



1.4 Above 1GHz Rear View



1.5 AC Line Front View



1.6 AC Line Side View

