

## Test Setup Photograph


Test Mode: Transmitting

Description: Front View of Conducted Emission Test Setup



Test Mode: Transmitting

Description: Back View of Conducted Emission Test Setup




Test Mode : Transmitting

Description : Radiated Emission Test Setup for Below 1GHz



Test Mode : Transmitting

Description : Radiated Emission Test Setup for 1~18GHz



Test Mode : Transmitting

Description : Radiated Emission Test Setup for Above 18GHz



**Test Setup Photographs**



(Horizontal Up)




(Horizontal Down)



(Vertical Front)



(Vertical Back)



(Tip)

**Depth of the liquid in the phantom – Zoom in**

Note: The position used in the measurements were according to IEEE 1528 - 2003

