

THUNDER TUMBLER™

RADIO CONTROL 360° RALLY CAR

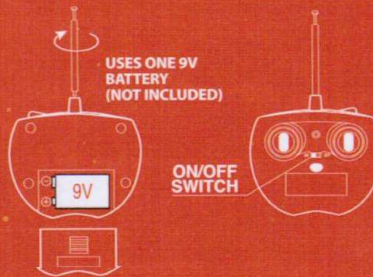
KEEP THIS PACKAGE FOR REFERENCE AS IT CONTAINS IMPORTANT INFORMATION.

OPERATING INSTRUCTIONS

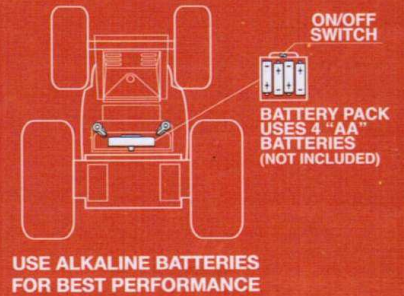
Operation requires 4 "AA" 1.5V alkaline batteries (not included) for car and one 9V battery (not included) for remote control.

- Carefully remove items from package.
- Locate the battery compartment on the back of each item (see diagram on right).
- Swivel latches on bottom of car to release battery pack and insert batteries.
- Switch both car and remote buttons to "ON" position.
- For best result use the car on hard surfaces such as wood or tile.

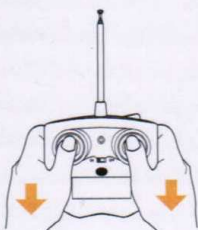
REMOTE CONTROL ASSEMBLY



BATTERY DIAGRAM



GENERAL CONTROLS



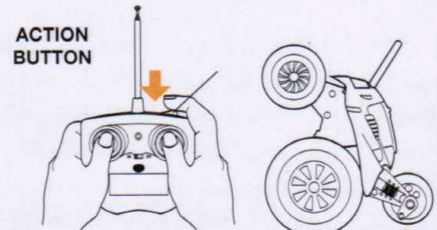
Reverse
Press both control sticks backward.



Forward
Press both control sticks forward.

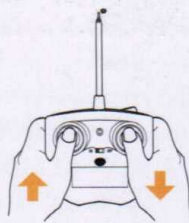


Spinning Action
Press and hold the control sticks in opposite directions to make the car spin.

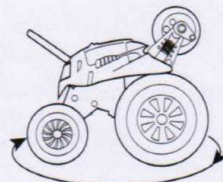


Action Button
Press and hold the action button to have the car stand up on its back wheels and move forward.


SPINNING ON REAR WHEEL (ACTION BUTTON)



1) Spin the car by pressing and holding the control sticks in opposite directions.



2) Press and hold the action button while the car is spinning.



SAFETY PRECAUTIONS

- Do not operate during thunderstorms or rain.
- Avoid water, sand and snow when operating car.
- Do not submerge car or controller in water.
- Never operate your car on the street or highway.
- Never operate your car in a confined or crowded area, and do not use people or animals as obstacles.
- Do not run your car into furniture, objects or hard surfaces, as this will cause damage to both the objects and the car.
- Keep fingers, hair and loose clothing away from the tires, gears and motor while the car is switched to "ON".
- Do not leave car or transmitter near sources of heat or under direct sunlight for long periods of time.
- Do not leave car or transmitter outside overnight. Dampness is harmful to interior components.
- Remove all batteries when not in use to avoid accidental operation.
- Adult supervision is recommended when operating this car.

WARNING: Changes or modifications not expressly approved by the party responsible for compliance could void the user's authority to operate the equipment

Colors and styles may vary.

BATTERY WARNING:

- Do not mix old and new batteries.
- Do not mix alkaline, standard (carbon-zinc), or rechargeable (nickel-cadmium) batteries.
- Insert batteries using the correct polarity. Do not short-circuit the supply terminal.
- Remove batteries when not in use. Recycle or dispose of exhausted batteries according to federal, state, and local laws. Do not dispose of batteries in a fire - they may leak or explode.
- Only use manufacture specified battery(ies), charger(s) and/or adapter, if applicable, specified by the manufacturer.
- Always use, replace, and recharge (if applicable) batteries under adult supervision.

KEEP THIS PACKAGE FOR REFERENCE AS IT CONTAINS IMPORTANT INFORMATION.



This device complies with Part 15 of the FCC Rules. Operation is subject to the following two conditions: (1) this device may not cause harmful interference, and (2) this device must accept any interference received, including interference that may cause undesired operation.

1645854 (xxxxx)



©2011 MerchSource, LLC. Blue Hat Toy Company, Thunder Tumbler and all associated logos are registered trademarks of MerchSource, LLC. All rights reserved.

Distributed by MerchSource, LLC, Foothill Ranch, CA 92610.
China Patent No. ZL200530064350.6

The artwork and design of this package are protected by US copyright law and may not be reproduced, distributed, displayed, published or used for any purpose without prior written permission. It is not permitted to alter, remove or reproduce any trademarks or copyright notice from this package.

FCC Statement

This device complies with Part 15 of the FCC Rules.

Operation is subject to the following two conditions:

- (1) this device may not cause harmful interference, and
- (2) this device must accept any interference received,
including interference that may cause undesired operation.

Warning: Changes or modifications to this unit not expressly approved by the party responsible for compliance could void the user's authority to operate the equipment.

NOTE: This equipment has been tested and found to comply with the limits for a Class B digital device, pursuant to Part 15 of the FCC Rules. These limits are designed to provide reasonable protection against harmful interference in a residential installation. This equipment generates, uses and can radiate radio frequency energy and, if not installed and used in accordance with the instructions, may cause harmful interference to radio communications.

However, there is no guarantee that interference will not occur in a particular installation. If this equipment does cause harmful interference to radio or television reception, which can be determined by turning the equipment off and on, the user is encouraged to try to correct the interference by one or more of the following measures:

- Reorient or relocate the receiving antenna.
- Increase the separation between the equipment and receiver.
- Connect the equipment into an outlet on a circuit different from that to which the receiver is connected.
- Consult the dealer or an experienced radio/TV technician for help.