



1/F., Building No. 1 Building, Agriculture Machinery Materials Co.
Wushan Road, Shipai, Tianhe District, Guangzhou, China
Telephone: +86 (0) 20 3848 1001 Fax: +86 (0) 20 3848 1006
Email: sgs_internet_operations@sgs.com

FEDERAL COMMUNICATIONS COMMISSION
Registration number: 282399

Report No.: GLEMO050802366RFF
Page : 1 of 11
FCC ID : TB7DXTOYS61749

TEST REPORT

Application No. : GLEMO050802366RFF
Applicant : SHANTOU CHENGHAI DONGXIN PLASTIC TOYS CO., LTD.
FCC ID : TB7DXTOYS61749
Fundamental Frequency : 49.860MHz
Equipment under Test (EUT):
Name : Toy – R/C Monster Spinning Car (49.860MHz)
Item No. : #1602301
Customer PO No. : DSM6197
Standards : FCC PART 15, SUBPART C : 2004
Section 15.235
Date of Receipt : 22 August 2005
Date of Test : 25 to 26 August 2005
Date of Issue : 29 August 2005

| | |
|----------------------|---------------|
| Test Result : | PASS * |
|----------------------|---------------|

* In the configuration tested, the EUT complied with the standards specified above.

Authorized Signature:

Kent Hsu
Laboratory Manager

This report refers to the General Conditions for Inspection and Testing Services, printed overleaf
This report details the results of the testing carried out on one sample. The results contained in this test report do not relate to other samples of the same product. The manufacturer should ensure that all products in series production are in conformity with the product sample detailed in this report.
This report may only be reproduced and distributed in full. If the product in this report is used in any configuration other than that detailed in the report, the manufacturer must ensure the new system complies with all relevant standards. Any mention of SGS International Electrical Approvals or testing done by SGS International Electrical Approvals in connection with, distribution or use of the product described in this report must be approved by SGS International Electrical Approvals in writing.
The report must not be used by the client to claim product certification, approval, or endorsement by NVLAP, NIST, or any agency of the federal government.
All test results in this report can be traceable to National or International Standards.



2 Test Summary

| Test | Test Requirement | Standard Paragraph | Result |
|---|-------------------------|---------------------------|---------------|
| Radiated Emission (30MHz to 1000MHz) | FCC PART 15 :2004 | Section 15.235 | PASS |
| Occupied Bandwidth | FCC PART 15 :2004 | Section 15.235 | PASS |



3 Contents

| | Page |
|---|----------|
| 1 COVER PAGE | 1 |
| 2 TEST SUMMARY | 2 |
| 3 CONTENTS | 3 |
| 4 GENERAL INFORMATION | 4 |
| 4.1 CLIENT INFORMATION | 4 |
| 4.2 DETAILS OF E.U.T. | 4 |
| 4.3 DESCRIPTION OF SUPPORT UNITS | 4 |
| 4.4 TEST LOCATION | 4 |
| 4.5 OTHER INFORMATION REQUESTED BY THE CUSTOMER | 4 |
| 4.6 TEST FACILITY..... | 5 |
| 5 TEST RESULTS | 6 |
| 5.1 TEST INSTRUMENTS | 6 |
| 5.2 E.U.T. OPERATION | 6 |
| 5.3 TEST PROCEDURE & MEASUREMENT DATA..... | 6 |
| 5.3.1 <i>Radiated Emissions</i> | 6 |
| 5.3.2 <i>Occupied Bandwidth</i> | 11 |



4 General Information

4.1 Client Information

Applicant: SHANTOU CHENGHAI DONGXIN PLASTIC TOYS CO., LTD.
Address of Applicant: Crossing, Fengxin San Rd. Laiwu Rd. Chenghai District, Shantou, Guangdong, China.

4.2 Details of E.U.T.

Product Name: Toy – R/C Monster Spinning Car (49.860MHz)
Item: #1602301
Power Supply: 9V DC (1 x '6F22' Battery) for Tx
Power Cord: N/A-

4.3 Description of Support Units

The EUT was tested as an independent unit: a 49MHz radio transmitter.

4.4 Test Location

All tests were performed at:
SGS-CSTC Standards Technical Services Ltd., Guangzhou EMC Laboratory, 1/F, Building No. 1, Agriculture Machinery Materials Company Warehouse Ltd., Wushan Road Shipai, Tianhe District, Guangzhou, China. P.C. 510630.
Tel: +86 20 3848 1001
Fax: +86 20 3848 1006

4.5 Other Information Requested by the Customer

None.



4.6 Test Facility

The test facility is recognized, certified, or accredited by the following organizations:

- **NVLAP – Lab Code: 200611-0**
SGS-CSTC Standards Technical Services Co., Ltd., Guangzhou EMC Laboratory is recognized under the National Voluntary Laboratory Accreditation Program (NVLAP/NIST). NVLAP Code: 200611-0. Effective through December 31, 2005.
- **ACA**
SGS-CSTC Standards Technical Services Co., Ltd., EMC Laboratory can also perform testing for the Australian C-Tick mark as a result of our NVLAP accreditation.
- **VCCI**
The 3m Semi-anechoic chamber and Shielded Room (11.5m x 4m x 4m) of SGS-CSTC Standards Technical Services Co., Ltd. have been registered in accordance with the Regulations for Voluntary Control Measures with Registration No.: R-1599 and C-1706 respectively.
Date of Registration: June 01, 2005. Valid until February 22, 2008
- **SGS UK(Certificate No.: 32), SGS-TUV SAARLAND and SGS-FIMKO**
Have approved SGS-CSTC Standards Technical Services Co., Ltd., EMC Laboratory as a supplier of EMC TESTING SERVICES and SAFETY TESTING SERVICES.
- **CNAL – LAB Code: L0141**
SGS-CSTC Standards Technical Services Co., Ltd., EMC Laboratory has been assessed and in compliance with CNAL/AC01:2002 accreditation criteria for testing laboratories (identical to ISO/IEC 17025:1999 General Requirements) for the Competence of Testing Laboratories.
- **FCC – Registration No.: 282399**
SGS-CSTC Standards Technical Services Co., Ltd., EMC Laboratory has been registered and fully described in a report filed with the (FCC) Federal Communications Commission. The acceptance letter from the FCC is maintained in our files. Registration 282399, May 31, 2002. With the above and NVLAP's accreditation, SGS-CSTC is an authorised test laboratory for the DoC process.
- **Industry Canada (IC)**
The 3m Semi-anechoic chamber of SGS-CSTC Standards Technical Services Co., Ltd. has been registered by Certification and Engineering Bureau of Industry Canada for radio equipment testing with Registration No.: 5169.



5 Test Results

5.1 Test Instruments

| RE in Chamber | | | | | | |
|---------------|----------------------------|------------------|---------------|------------|----------------------|-------------------------|
| No: | Test Equipment | Manufacturer | Model No. | Serial No. | Cal. Date (dd-mm-yy) | Cal.Due date (dd-mm-yy) |
| 1 | 3m Semi- Anechoic Chamber | Frankonia | N/A | N/A | 31-01-2005 | 30-01-2006 |
| 2 | EMI Test Receiver | Rohde & Schwarz | ESIB26 | 100249 | 20-09-2004 | 20-09-2005 |
| 3 | EMI Test Software | Audix | E3 | N/A | N/A | N/A |
| 4 | Coaxial cable | SGS | N/A | N/A | 05-12-2003 | 04-12-2005 |
| 5 | Bilog Type Antenna | Schaffner -Chase | CBL6143 | 5070 | 17-01-2005 | 16-01-2006 |
| 6 | Horn Antenna | Rohde & Schwarz | HF906 | 100095 | 10-05-2005 | 09-05-2006 |
| 7 | Spectrum Analyzer | Rohde & Schwarz | FSP30 | 100324 | 29-10-2004 | 28-10-2005 |
| 8 | 0.1-1300 MHz Pre-Amplifier | HP | 8447D OPT 010 | 2944A06252 | 31-06-2005 | 30-06-2006 |
| 9 | 1-26.5 GHz Pre-Amplifier | Agilent | 8449B | 3008A01649 | 26-01-2004 | 25-01-2006 |
| 10 | Active Loop Antenna | EMCO | 6502 | 00042963 | 14-Jan-2005 | 14-Jan-2006 |

5.2 E.U.T. Operation

Input voltage: 9V DC (1 x '6F22' Battery)

Operating Environment:

Temperature: 26.0 °C

Humidity: 58 % RH

Atmospheric Pressure: 999.1 mbar

EUT Operation:

Test the EUT in transmitting mode.

5.3 Test Procedure & Measurement Data

5.3.1 Radiated Emissions

Test Requirement: FCC Part15 C Section 15.235

Test Method: ANSI C63.4

Test Date: 26 August 2005

Measurement Distance: 3m (Semi-Anechoic Chamber)

Requirements: Carrier frequency will not exceed 80dBuV/m AT 3m.

Out of band emissions shall not exceed:

40.0 dB μ V/m between 30MHz & 88MHz

43.5 dB μ V/m between 88MHz & 216MHz

46.0 dB μ V/m between 216MHz & 960MHz

54.0 dB μ V/m above 960MHz

Detector: Peak Scan (120kHz resolution bandwidth)



Test Procedure: The procedure used was ANSI Standard C63.4-2003. The receiver was scanned from 30MHz to 1000MHz. When an emission was found, the table was rotated to produce the maximum signal strength. An initial pre-scan was performed for in peak detection mode using the receiver. The EUT was measured for both the Horizontal and Vertical polarities and performed a pre-test three orthogonal planes. The worst case emissions were reported.

An initial pre-scan was performed in the 3m chamber using the spectrum analyser in peak detection mode. Quasi-peak measurements were conducted based on the peak sweep graph. The EUT was measured by Bilog antenna with 2 orthogonal polarities.

The following measurements were performed on the EUT on 26 August 2005:
Test the EUT in transmitting mode.

Intentional emission

| Test Frequency (MHz) | Peak (dBµV/m) | | Limits (dBµV/m) | Margin (dB) | |
|----------------------|---------------|------------|-----------------|-------------|------------|
| | Vertical | Horizontal | | Vertical | Horizontal |
| 49.860 | 81.71 | 63.85 | 100.0 | 18.29 | 36.15 |

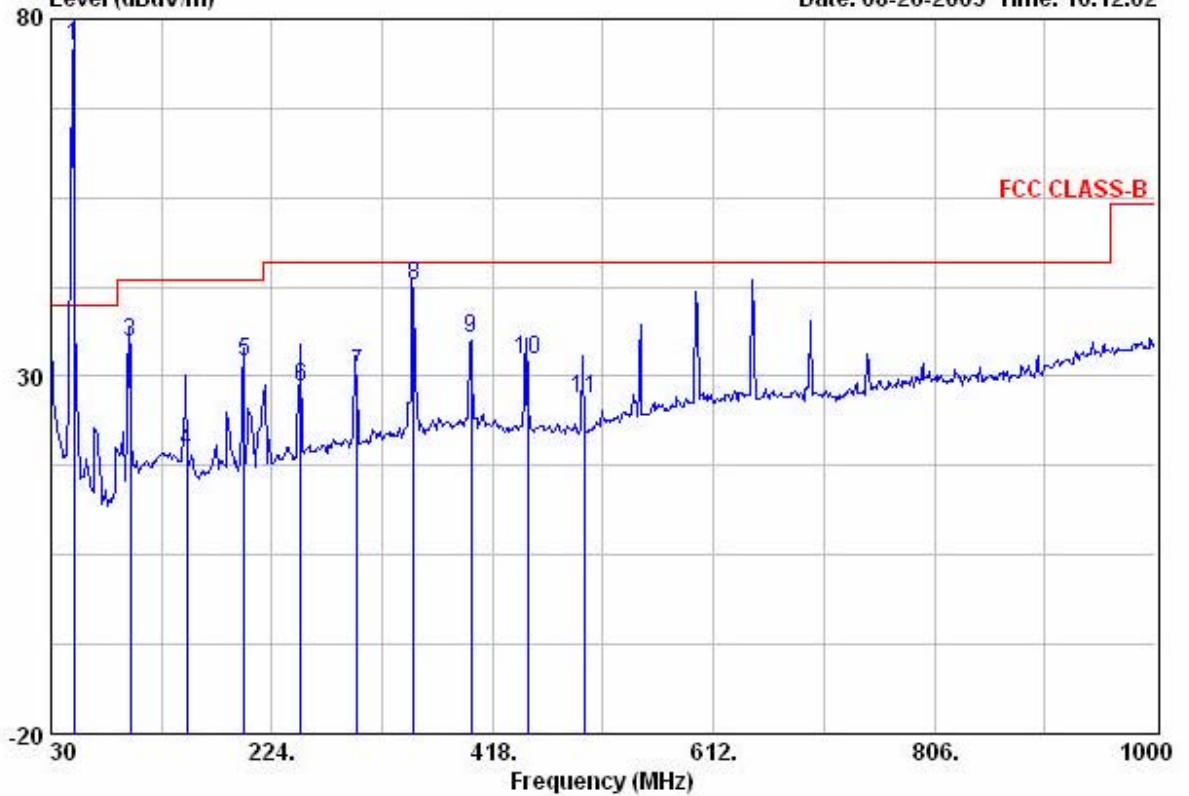
| Test Frequency (MHz) | Average (dBµV/m) | | Limits (dBµV/m) | Margin (dB) | |
|----------------------|------------------|------------|-----------------|-------------|------------|
| | Vertical | Horizontal | | Vertical | Horizontal |
| 49.860 | 76.10 | 57.90 | 80.0 | 3.90 | 22.10 |



Other emissions

Vertical:

Data: 13 File: C:\e3\RE\Test Data\RF Client List\GZ GTLEMI (13) Date: 08-26-2005 Time: 10:12:02

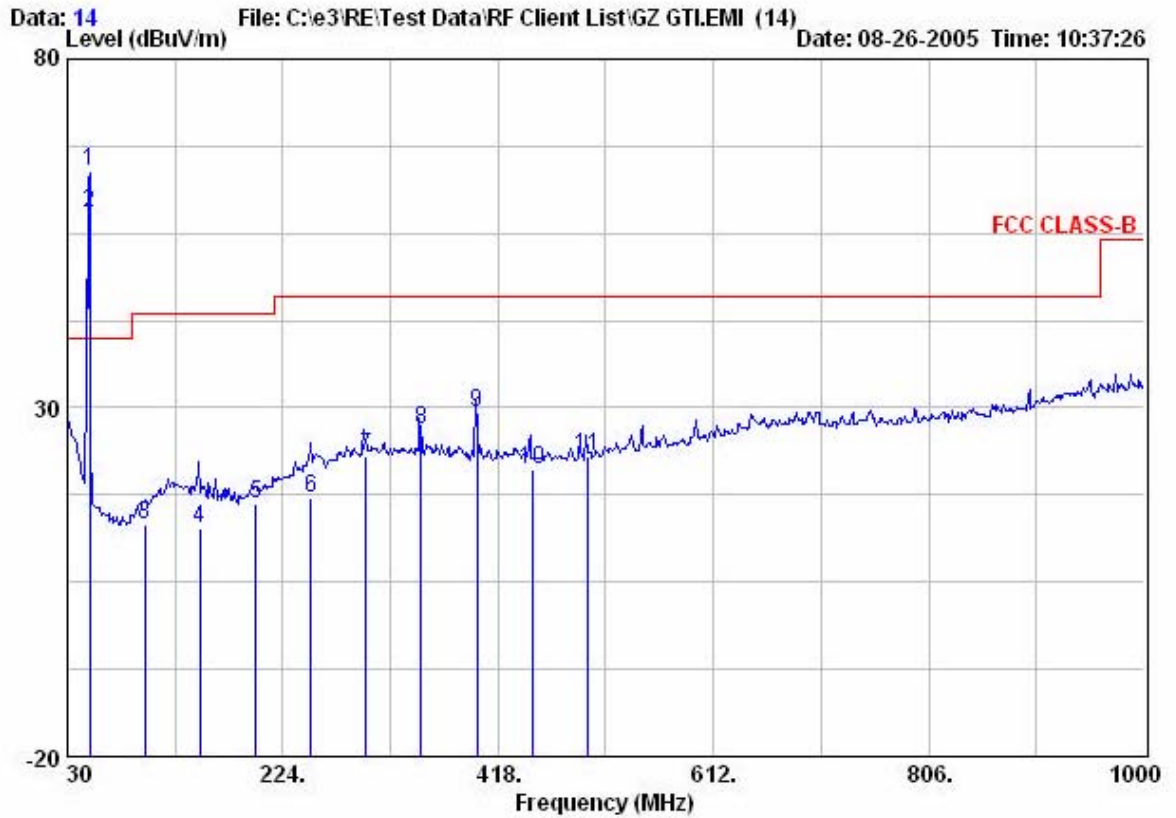


Site : 3m Chamber
 Condition : FCC CLASS-B 3m ANTFACT(CHASE) VER. VERTICAL
 Job : 2366RF
 Application : GZ GTI
 Test Mode : ON MODE(TX)
 Model : #1602301
 Product : R/C MONSTER SPINNING CAR(49.860MHZ)
 Engineer : GAVIN
 Remark : Level=Read Level + Cable loss
 : + Antenna Factor - Preamp factor

| | Freq | Level | Limit | Over | ReadAntenna | Cable | Preamp | Ant | Table | |
|-------|---------|--------|--------|--------|-------------|--------|--------|-------|-------|-----|
| | MHz | dBuV/m | Line | Limit | Level | Factor | Loss | Pos | Pos | |
| | | | dBuV/m | dB | dBuV | dB/m | dB | cm | deg | |
| 1 X | 49.860 | 76.10 | 40.00 | 36.10 | 89.24 | 11.75 | 0.40 | 25.30 | 100 | 0 |
| 2 Max | 49.860 | 81.71 | 40.00 | 41.71 | 94.85 | 11.75 | 0.40 | 25.30 | 100 | 0 |
| 3 | 99.720 | 34.85 | 43.50 | -8.65 | 49.15 | 10.10 | 0.70 | 25.10 | 100 | 300 |
| 4 | 149.680 | 19.57 | 43.50 | -23.93 | 31.04 | 12.44 | 1.00 | 24.91 | 100 | 227 |
| 5 | 199.440 | 32.13 | 43.50 | -11.37 | 44.59 | 10.85 | 1.30 | 24.61 | 100 | 253 |
| 6 | 249.300 | 28.37 | 46.00 | -17.63 | 38.80 | 12.47 | 1.50 | 24.40 | 100 | 90 |
| 7 | 299.160 | 30.28 | 46.00 | -15.72 | 38.52 | 14.46 | 1.70 | 24.40 | 206 | 84 |
| 8 | 349.020 | 42.57 | 46.00 | -3.43 | 49.62 | 15.76 | 1.91 | 24.71 | 157 | 97 |
| 9 | 398.880 | 35.37 | 46.00 | -10.63 | 41.40 | 16.87 | 2.10 | 24.99 | 116 | 116 |
| 10 | 448.740 | 32.43 | 46.00 | -13.57 | 39.40 | 16.24 | 2.25 | 25.46 | 108 | 119 |
| 11 | 498.600 | 26.80 | 46.00 | -19.20 | 34.70 | 15.60 | 2.40 | 25.90 | 100 | 112 |



Horizontal:



Site : 3m Chamber
 Condition : FCC CLASS-B 3m ANTFAC(CHASE) HOR. HORIZONTAL
 Job : 2366RF
 Application : GZ GTI
 Test Mode : ON MODE(TX)
 Model : #1602301
 Product : R/C MONSTER SPINNING CAR(49.860MHZ)
 Engineer : GAVIN
 Remark : Level=Read Level + Cable loss
 : + Antenna Factor - Preamp factor

| | Freq | Level | Limit | Over | Read | Antenna | Cable | Preamp | Ant | Table |
|-------|---------|--------|--------|--------|-------|---------|-------|--------|-----|-------|
| | MHz | dBuV/m | dBuV/m | dB | dBuV | dB/m | dB | dB | cm | deg |
| 1 Max | 49.860 | 63.85 | 40.00 | 23.85 | 75.20 | 13.55 | 0.40 | 25.30 | 121 | 0 |
| 2 X | 49.860 | 57.90 | 40.00 | 17.90 | 69.25 | 13.55 | 0.40 | 25.30 | 121 | 0 |
| 3 | 99.720 | 13.25 | 43.50 | -30.25 | 25.95 | 11.70 | 0.70 | 25.10 | 136 | 325 |
| 4 | 149.680 | 12.73 | 43.50 | -30.77 | 23.99 | 12.65 | 1.00 | 24.91 | 168 | 13 |
| 5 | 199.440 | 16.33 | 43.50 | -27.17 | 27.66 | 11.98 | 1.30 | 24.61 | 158 | 71 |
| 6 | 249.300 | 17.03 | 46.00 | -28.97 | 24.69 | 15.25 | 1.50 | 24.40 | 130 | 140 |
| 7 | 299.160 | 23.14 | 46.00 | -22.86 | 28.19 | 17.65 | 1.70 | 24.40 | 110 | 221 |
| 8 | 349.020 | 26.78 | 46.00 | -19.22 | 32.46 | 17.12 | 1.91 | 24.71 | 120 | 339 |
| 9 | 398.880 | 29.28 | 46.00 | -16.72 | 35.56 | 16.61 | 2.10 | 24.99 | 178 | 350 |
| 10 | 448.740 | 21.03 | 46.00 | -24.97 | 27.84 | 16.40 | 2.25 | 25.46 | 137 | 358 |
| 11 | 498.600 | 22.98 | 46.00 | -23.02 | 30.28 | 16.20 | 2.40 | 25.90 | 158 | 324 |



SGS-CSTC Standards Technical Services Ltd.

Report No.: GLEMO050802366RFF
Page : 10 of 11
FCC ID : TB7DXTOYS61749

Remark:

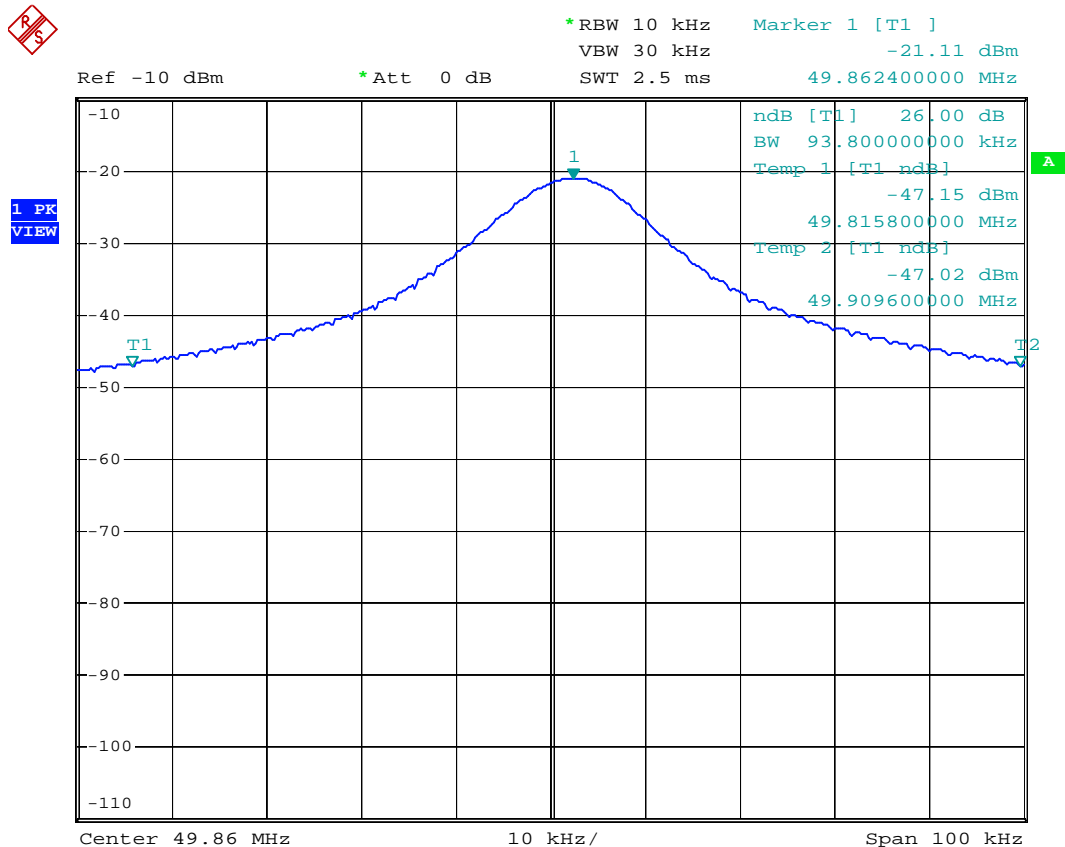
According to 15.35 (b) When average radiated emission measurements are specified in the regulations, including emission measurements below 1000 MHz, there is also a limit on the radio frequency emissions, as measured using instrumentation with a peak detector function, corresponding to 20 dB above the maximum permitted average limit for the frequency being investigated unless a different peak emission limit is otherwise specified in the rules, e.g., see Section 15.255.

Test Results: The unit does meet the FCC Part 15 C Section 15.235 requirements.

5.3.2 Occupied Bandwidth

Test Requirement: FCC Part15 C Section 15.235
 Test Method: ANSI C63.4
 Operation within the band 49.82 – 49.90 MHz
 Test Date: 26 August 2005
 Requirements: The field strength of any emissions appearing between the band edges and up to 10 kHz above and below the band edges shall be attenuated at least 26 dB below the level of the unmodulated carrier or to the general limits in Section 15.209, whichever permits the higher emission levels. The field strength of any emissions removed by more than 10 kHz from the band edges shall not exceed the general radiated emission limits in Section 15.209.
 Method of measurement: The useful radiated emission from the EUT was detected by the spectrum analyser with peak detector. The vertical Scale is set to 10dB per division. The horizontal scale is set to 10KHz per division.

The graph as below, represents the emissions take for this device.



The results: The unit does meet the FCC Part 15 C Section 15.235 requirements.