OFF ROAD RACER

RADIO CONTROLLED ALL-TERRAIN VEHICLE

BLUE HAT TOY COMPANY

BATTERY INSTALLATION

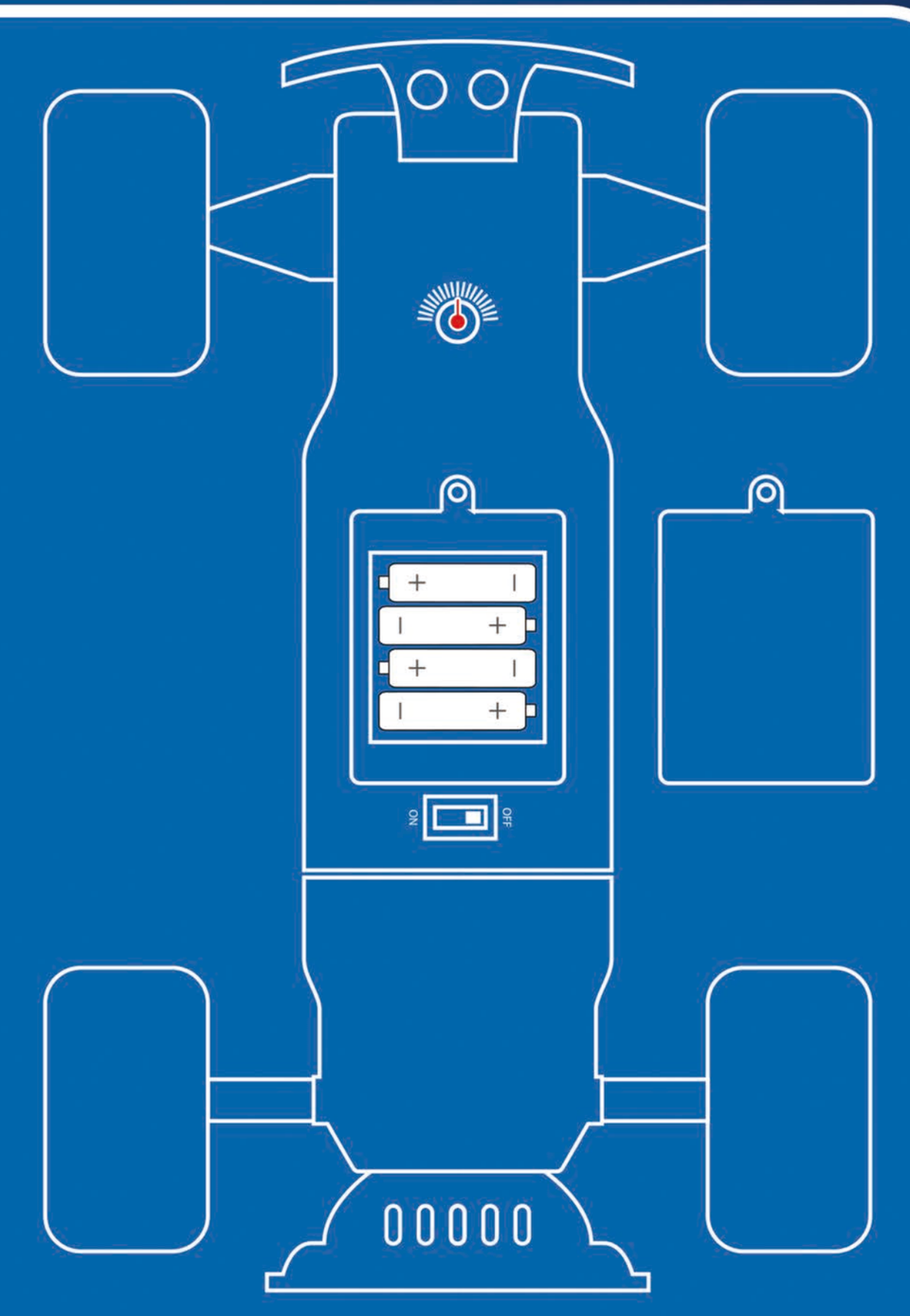

Car requires 4 "AA" 1.5V batteries (not included). The remote control requires 1 "9V" battery (not included).

- Carefully remove items from package.
- Locate the battery compartment on the bottom of the car and the side of the remote controller.
- Locate and loosen screws on the battery compartments and remove the battery cover doors.
- Insert 4 "AA" 1.5V batteries and 1 "9V" battery into the controller and replace the battery compartment doors and screws.

SAFETY PRECAUTIONS

- Do not operate during thunderstorms or rain.
- Avoid water, sand and snow when operating your car.
- Do not submerge car or controller in water.
- Never operate your car on the street or highway.
- Adult supervision is recommended when operating this car.
- Remove all batteries when not in use to avoid accidental operation.
- Never operate your car in a confined or crowded area, and do not use people or animals as obstacles.
- Do not run your car into furniture, objects or hard surfaces, as this will cause damage to both the objects and the car.
- Keep fingers, hair and loose clothing away from the tires, gears and motor while the car is switched to "ON".
- Do not leave car or transmitter near sources of heat or under direct sunlight for long periods of time.
- Do not leave car or transmitter outside overnight. Dampness is harmful to interior components.

NOTE: Keep hair, fingers and clothing away from rotating back wheels.

BASIC OPERATION

- Switch both the vehicle and controller power switches to the "ON" position.
- Adjust the steering alignment lever located on the bottom of the vehicle (between front wheels) if the vehicle does not run straight when moving forward.

FULL FUNCTION REMOTE CONTROL

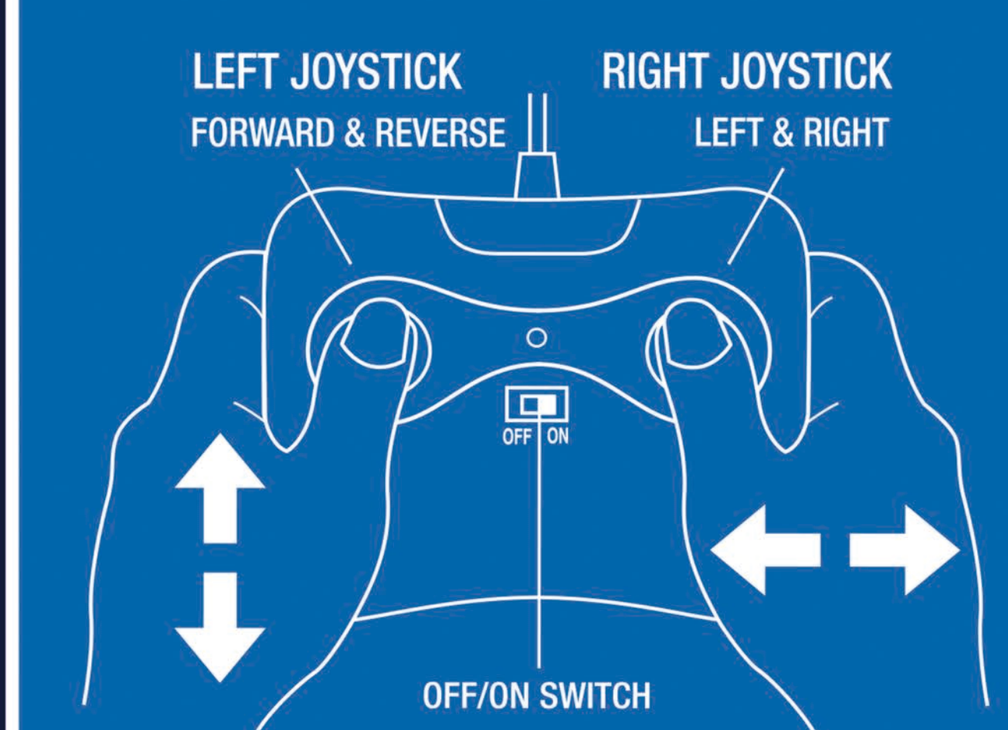

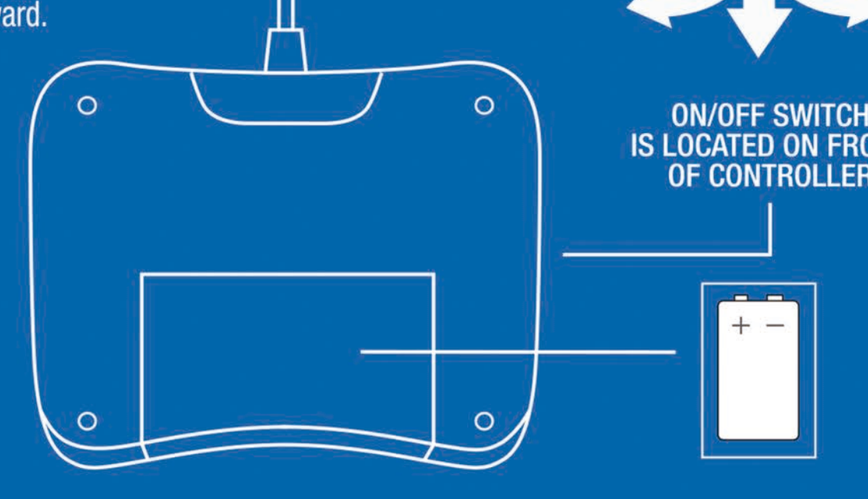

RADIO CONTROLLER USES ONE "9V" BATTERY (NOT INCLUDED)

KEEP THIS PACKAGE FOR REFERENCE AS IT CONTAINS IMPORTANT INFORMATION.

STEERING ALIGNMENT ADJUSTMENT

To fine-tune the steering control, locate the alignment switch on the underside of the chassis. Starting with the lever in the middle position, test drive your car and adjust as needed. Should the car pull to the left or right, simply move the lever until your car drives straight without touching the directional controller.

BATTERY WARNING:

- Do not mix old and new batteries.
- Do not mix alkaline, standard (carbon-zinc), or rechargeable (nickel-cadmium) batteries.
- Insert batteries using the correct polarity. Do not short-circuit the supply terminal.
- Remove batteries when not in use. Recycle or dispose of exhausted batteries according to federal, state, and local laws. Do not dispose of batteries in a fire - they may leak or explode.
- Only use manufacture specified battery(ies), charger(s) and/or adapter, if applicable, specified by the manufacturer.
- Always use, replace, and recharge (if applicable) batteries under adult supervision.

WARNING: Changes or modifications to this unit not expressly approved by the party responsible for compliance could void the user's authority to operate the equipment.

FC This device complies with Part 15 of the FCC Rules. Operation is subject to the following two conditions: (1) this device may not cause harmful interference, and (2) this device must accept any interference received, including interference that may cause undesired operation.

NOTE: This equipment has been tested and found to comply with the limits for a Class B digital device, pursuant to Part 15 of the FCC Rules. These limits are designed to provide reasonable protection against harmful interference in a residential installation. This equipment generates, uses and can radiate radio frequency energy and, if not installed and used in accordance with the instructions, may cause harmful interference to radio communications.

However, there is no guarantee that interference will not occur in a particular installation. If this equipment does cause harmful interference to radio or television reception, which can be determined by turning the equipment off and on, the user is encouraged to try to correct the interference by one or more of the following measures:

- ☐ Reorient or relocate the receiving antenna.
- ☐ Increase the separation between the equipment and receiver.
- ☐ Connect the equipment into an outlet on a circuit different from that to which the receiver is connected.
- ☐ Consult the dealer or an experienced radio/TV technician for help.

SAFETY WARNINGS - PLEASE READ BEFORE USING PRODUCT

- Not recommended for children under 6 years of age. As with all electrical products, precautions should be observed during handling and use to reduce the risk of electrical shock.
- It is recommended that this toy and all accessories be periodically examined for potential hazards and that any potentially hazardous parts be repaired or replaced.

The artwork and design of this package are protected by US copyright law and may not be reproduced, distributed, displayed, published or used for any purpose without prior written permission. It is not permitted to alter, remove or reproduce any trademarks or copyright notice from this package.

©2015 MerchSource, LLC. Blue Hat Toy Company, Blue Hat Toy Company logos Sare trademarks of MerchSource, LLC, used under license. All rights reserved. Distributed by MerchSource, LLC, Irvine, CA 92618. PATENT PENDING

For technical support, please visit www.mscustomercare.com or call 1-800-374-2744.

0000000 (00000)

Made in China

BLUE HAT TOY COMPANY

SPRING-LOADED SHOCKS FOR OFF-ROAD ACTION!

TWO FREQUENCIES FOR COMPETITIVE RACING

OFF ROAD RACER

RADIO CONTROLLED ALL-TERRAIN VEHICLE

SUPER-CHARGED FAST OFF-ROAD POWER!

DX2016Q

Toy RC Off-Road Racer

WIRELESS RC ACTION!

⚠ WARNING! CHOKING HAZARD- Small parts. Not suitable for children under 3 years.

AGES 6 AND UP

BATTERY OPERATED PLAY VEHICLE

BOX CONTAINS THE FOLLOWING FREQUENCY:
☐ 27 MHz
☐ 49 MHz

AVAILABLE IN 2 FREQUENCIES!

AGES 6+

OFF ROAD RACER

RADIO CONTROLLED ALL-TERRAIN VEHICLE

- High-Speed 1/16 Scale Race Car
- Full-function Remote Control For Wireless Racing Action
- Oversized Knobby Tires With Custom 4-wheel Suspension

Car requires 4 "AA" 1.5V batteries (not included). Remote control unit requires 1 "9V" battery (not included). See bottom panel for additional battery information. Colors and styles may vary.

BLUE HAT TOY COMPANY

OFF-ROAD RACER

RADIO CONTROLLED ALL-TERRAIN VEHICLE

EXCITING RACING ACTION!

- High-Speed 1/16 Scale Race Car
- Full-function Remote Control For Wireless Racing Action
- Oversized Knobby Tires With Custom 4-wheel Suspension

ART DEPARTMENT			
Job # / Filename: 2015-12-07_BHTC_RCF1OffRoadRacer_OrangeBlue_v3	Product Line: Blue Hat Toy Company	Finished Size: 14.96" W x 7.677" H x 8.11" D - 38cm W x 19.5cm H x 20.6cm D	Revision #: 3
Designer: Dinh Tran	Brand Manager: Lisa Nagamoto	Start Date / Due Date	Today's Date: 12.05.2015
File Format: Adobe Illustrator CC (live)/CS2 (OL)	Fonts: FF Gothic, Helvetica, Univers, Trade Gothic, Future Bugler, September	Color (Spot or 4C): 4 Color Process	# of Colors: 4
Printing Process / Finishing: Gloss PP Coated		Comments: Updated the battery information on 2015-09-01.	

MerchSource

All copyright, trademark and patent rights or any other intellectual property rights or material associated with the content provided herein, and the selection, coordination and arrangement of such content, are owned exclusively by MERCHSOURCE LLC., or any third-party licensors. The use or misuse of any copyrights, trademarks, patents or any other intellectual property or materials, except as permitted herein, is expressly prohibited. Any infringements shall be prosecuted to the fullest extent of the law, both foreign and domestic.

C M Y K DIELINE