

Appendix A. Photos of AC Power Line Conducted Emissions Test

Front View of Conducted Emission




Rear View of Conducted Emission




The results shown in this test report refer only to the sample(s) tested unless otherwise stated. This test report cannot be reproduced, except in full, without prior written permission of the Company.

Appendix B. Photos of Field Strength Radiated Emission Test


Front View (30 MHz ~ 300 MHz)





Rear View (30 MHz ~ 300 MHz)





The results shown in this test report refer only to the sample(s) tested unless otherwise stated. This test report cannot be reproduced, except in full, without prior written permission of the Company.

Front View (300 MHz ~ 1000 MHz)**Rear View (300 MHz ~ 1000 MHz)**


The results shown in this test report refer only to the sample(s) tested unless otherwise stated. This test report cannot be reproduced, except in full, without prior written permission of the Company.

Front View (1000 MHz ~ 20000 MHz)**Rear View (1000 MHz ~ 20000 MHz)**

The results shown in this test report refer only to the sample(s) tested unless otherwise stated. This test report cannot be reproduced, except in full, without prior written permission of the Company.

Appendix C. Photos of RF Rated output power & Spurious Emission Test

The results shown in this test report refer only to the sample(s) tested unless otherwise stated. This test report cannot be reproduced, except in full, without prior written permission of the Company.



The results shown in this test report refer only to the sample(s) tested unless otherwise stated. This test report cannot be reproduced, except in full, without prior written permission of the Company.