



Exhibit 6: Test Setup Photographs

KRY 901 551/1 and KRY 901 551/2
Dot 4455 B77DB77GB41 and Dot 4465 B77DB77GB41

FCCID:
TA8AKRY901551-1, TA8AKRY901551-2

Date: August 24, 2023

Author: Gavin Gan



CONFIDENTIAL INFORMATION
RESTRICTED USE AND DUPLICATION
© Ericsson Canada Inc. All Rights Reserved.

The information contained in this document is the property of Ericsson Canada. Except as specifically authorized in writing by Ericsson, the holder of this document shall keep all information contained herein confidential and shall protect same in whole or in part from disclosure and dissemination to all third parties.




Figure 1: Radiated Test setup (30 to 1000MHz)



Figure 2: Radiated Test setup (frequency above 1000MHz)




Figure 3: Conducted test setup (Contiguous with IRU 1648)




Figure 4: Conducted test setup (Non-contiguous with IRU 1649)



Figure 5: Conducted test setup (Frequency Stability)