



Exhibit 6: Test Setup Photographs

KRY 901 469/1 & KRY 901 469/2
Dot 2272 B5B12A & Dot 2282 B5B12A

IC: 287AB-AS9014281 & 287AB-AS9014282
FCCID: TA8AKRY901428-1 & TA8AKRY901428-2

Date: 1 June 2021

Author: Denis Lalonde



CONFIDENTIAL INFORMATION
RESTRICTED USE AND DUPLICATION
© Ericsson Canada Inc. All Rights Reserved.

The information contained in this document is the property of Ericsson Canada. Except as specifically authorized in writing by Ericsson, the holder of this document shall keep all information contained herein confidential and shall protect same in whole or in part from disclosure and dissemination to all third parties.




Figure 1: Radiated Test setup (30 to 1000MHz)




Figure 2: Radiated Test setup (frequency above 1000MHz)




Figure 2: Conducted test setup