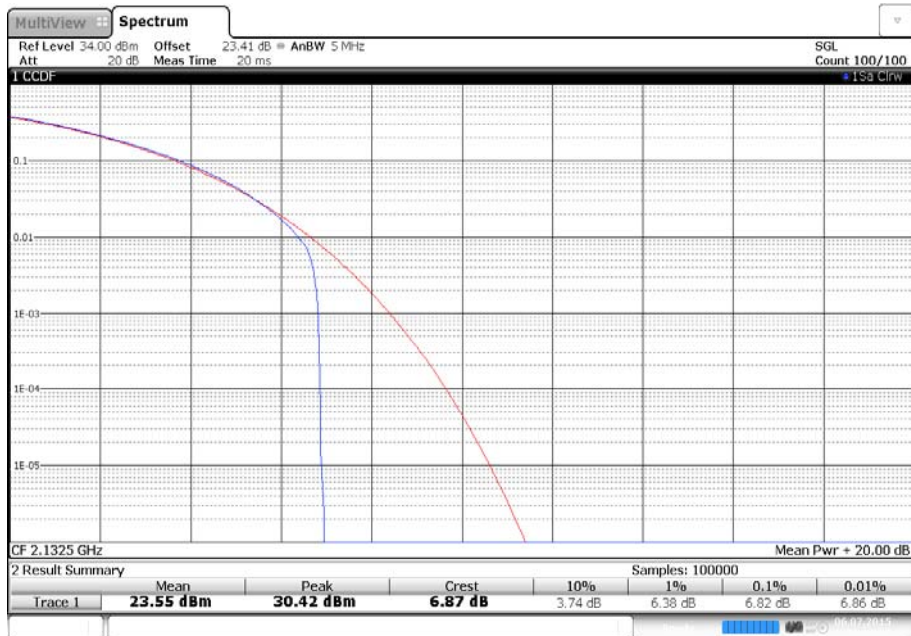
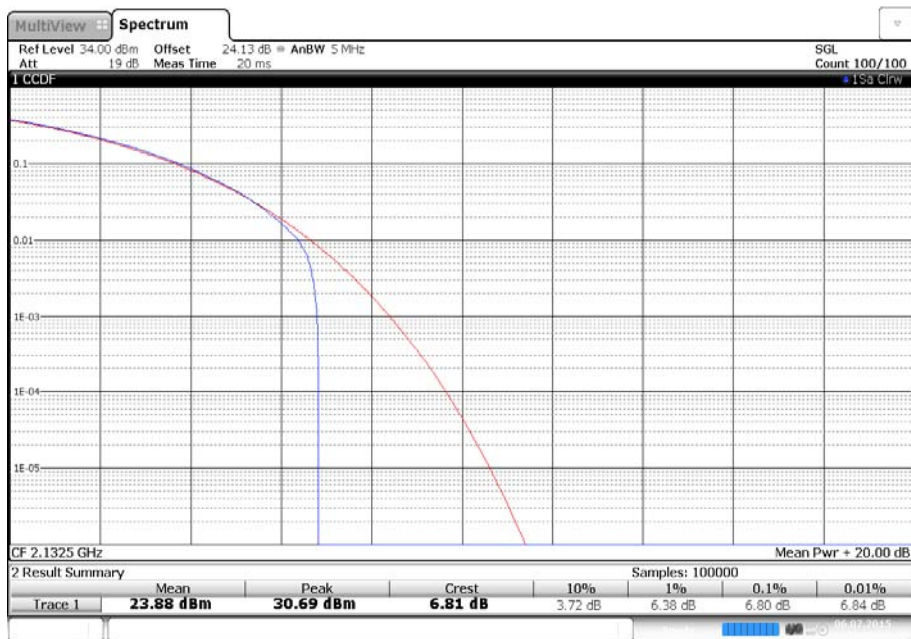


Modulation 64QAM - Bandwidth 5.0 MHz - Antenna C - Channel Position M



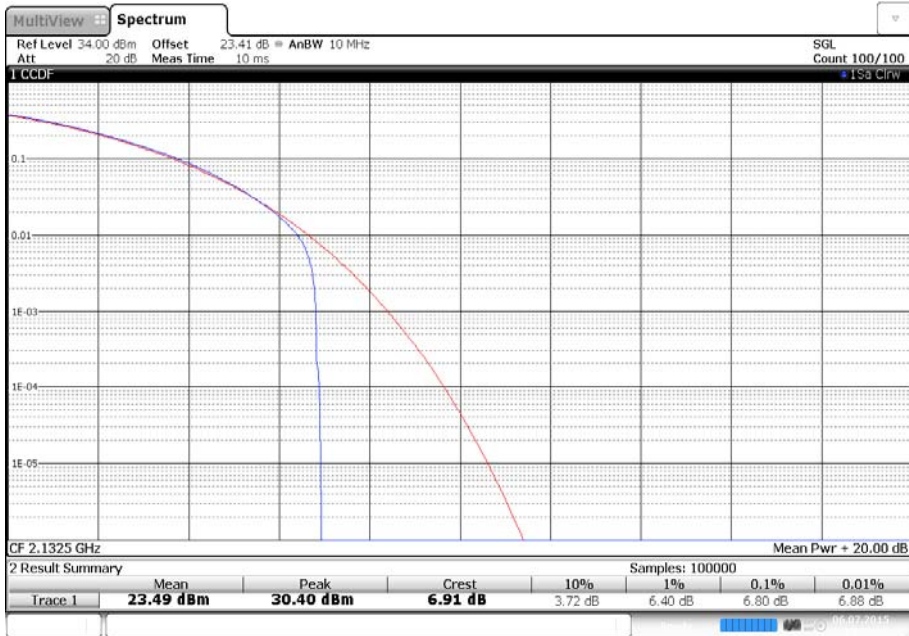
Date: 6 JUL 2015 21:44:35

Modulation 64QAM - Bandwidth 5.0 MHz - Antenna D - Channel Position M



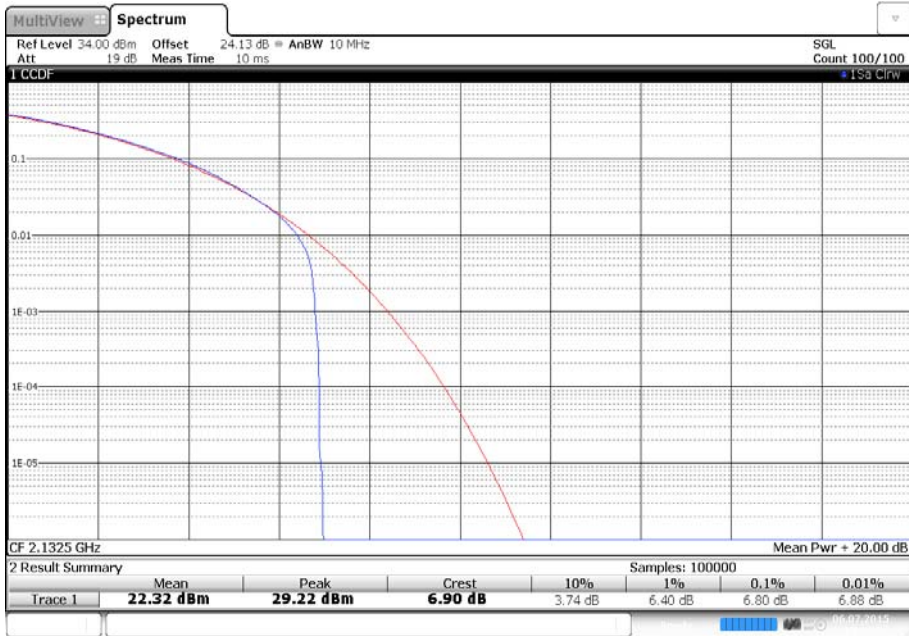
Date: 6 JUL 2015 21:57:32

Modulation 64QAM - Bandwidth 10.0 MHz - Antenna A - Channel Position M



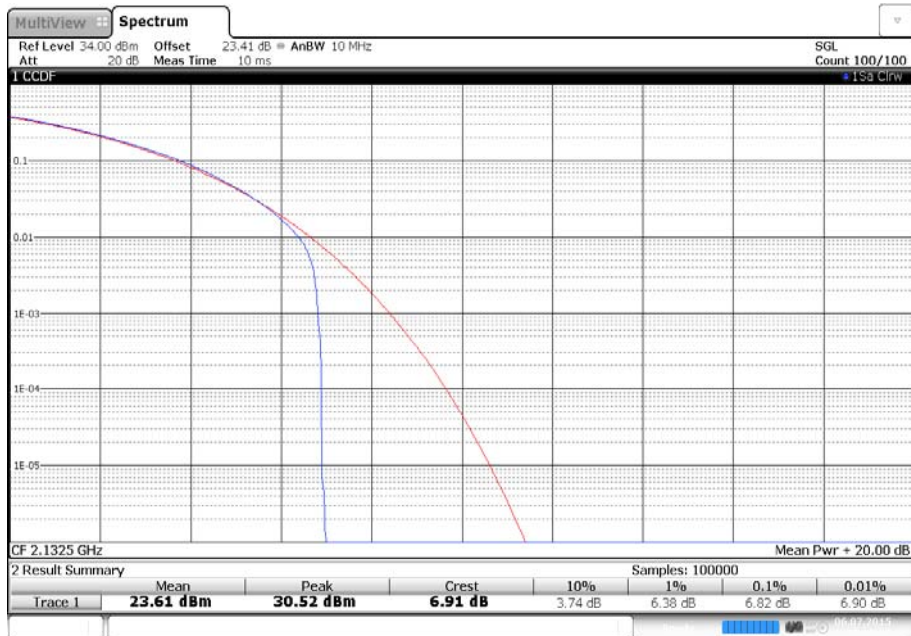
Date: 6 JUL 2015 15:31:37

Modulation 64QAM - Bandwidth 10.0 MHz - Antenna B - Channel Position M



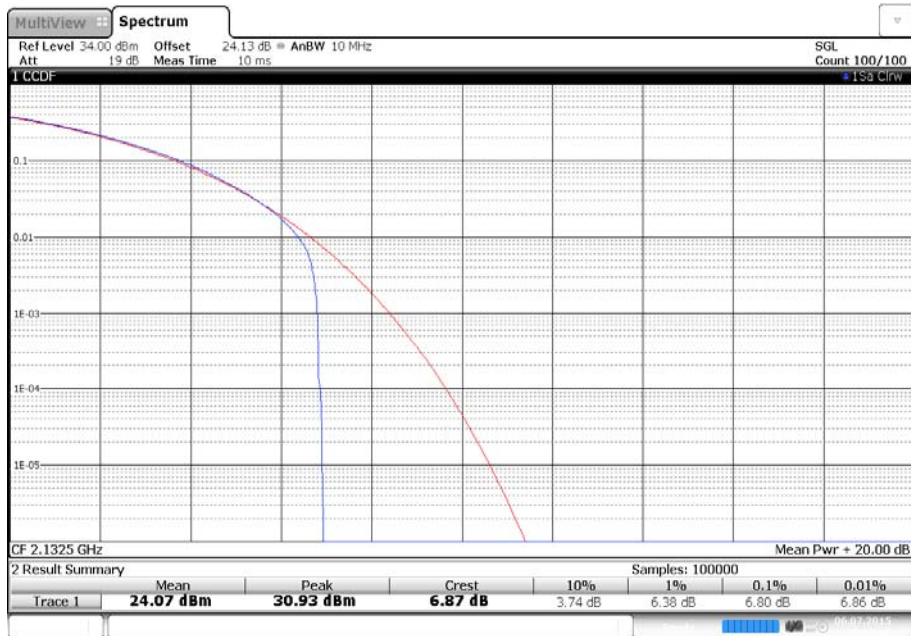
Date: 6 JUL 2015 15:44:24

Modulation 64QAM - Bandwidth 10.0 MHz - Antenna C - Channel Position M



Date: 6 JUL 2015 22:42:20

Modulation 64QAM - Bandwidth 10.0 MHz - Antenna D - Channel Position M



Date: 6 JUL 2015 22:55:06

Modulation 64QAM - Bandwidth 15.0 MHz - Antenna A - Channel Position M



Date: 6 JUL 2015 16:27:31

Modulation 64QAM - Bandwidth 15.0 MHz - Antenna B - Channel Position M



Date: 6 JUL 2015 16:41:09

Modulation 64QAM - Bandwidth 15.0 MHz - Antenna C - Channel Position M



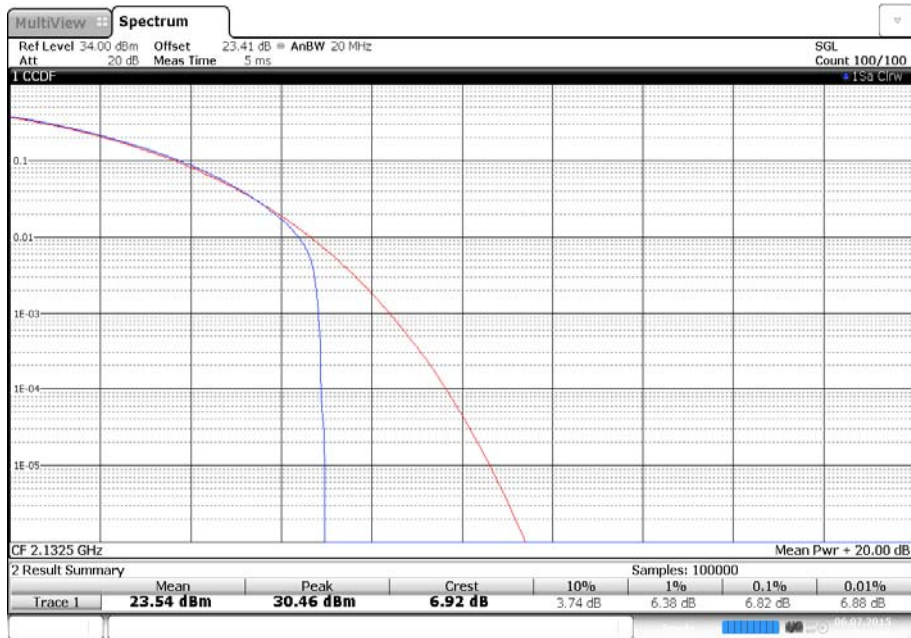
Date: 6 JUL 2015 23:41:23

Modulation 64QAM - Bandwidth 15.0 MHz - Antenna D - Channel Position M



Date: 6 JUL 2015 23:54:02

Modulation 64QAM - Bandwidth 20.0 MHz - Antenna A - Channel Position M



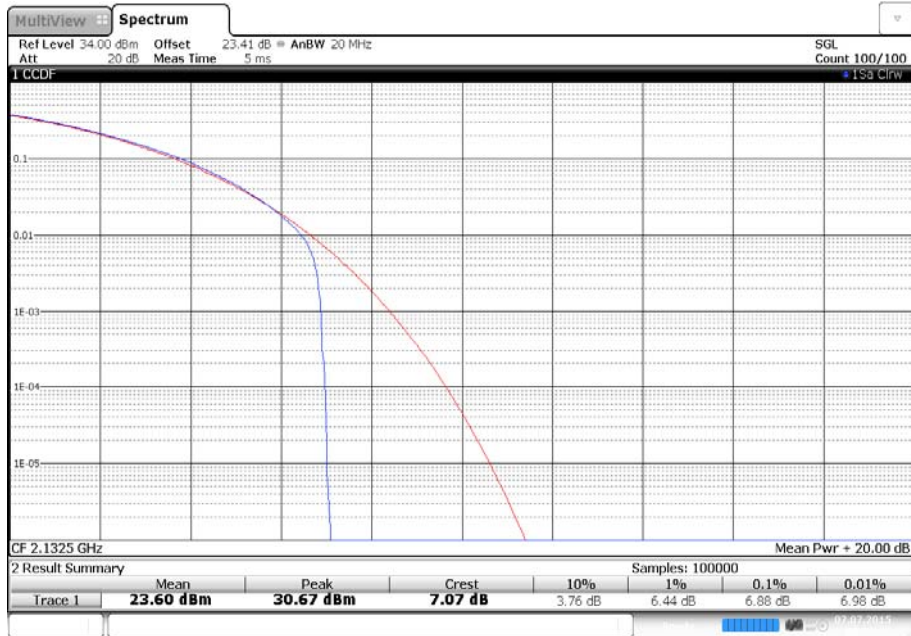
Date: 6 JUL 2015 17:26:08

Modulation 64QAM - Bandwidth 20.0 MHz - Antenna B - Channel Position M



Date: 6 JUL 2015 17:36:47

Modulation 64QAM - Bandwidth 20.0 MHz - Antenna C - Channel Position M



Date: 7.JUL.2015 00:36:57

Modulation 64QAM - Bandwidth 20.0 MHz - Antenna D - Channel Position M



Date: 7.JUL.2015 00:49:38

Configuration A

Maximum Output Power 24 dBm

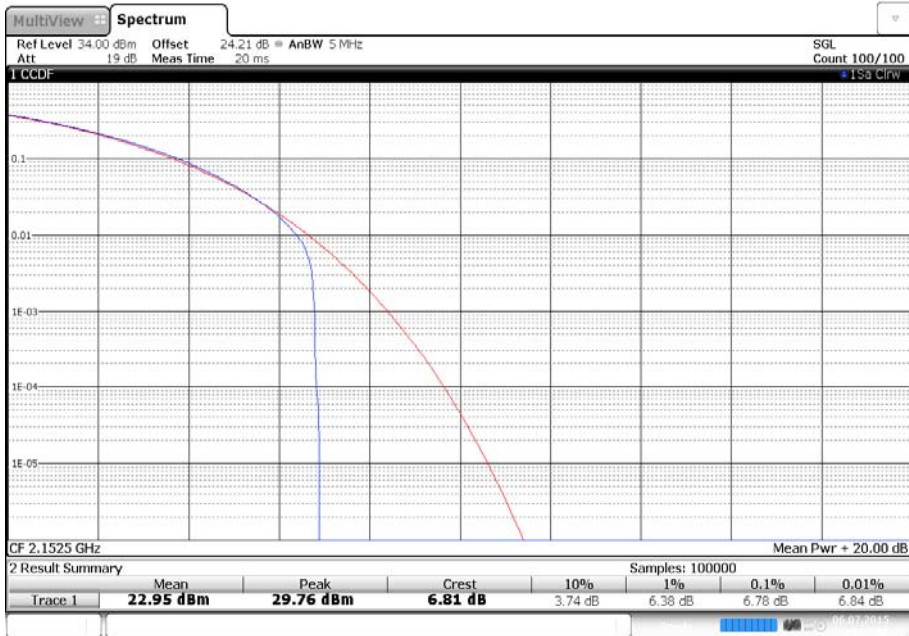
Modulation	Carrier Bandwidth (MHz)	Antenna	Output Power / Peak to Average Ratio (PAR)				
			Channel Position T				
			PAR (dB)	Average Power (dBm)	Average EIRP (dBm)	Average EIRP (dBm/MHz)	Average EIRP (W/MHz)
64QAM	5.0 MHz	A	6.79	23.77	29.37	22.38	0.17
		B	6.81	24.13	29.73	22.74	0.19
		C	6.79	23.76	29.36	22.37	0.17
		D	6.81	24.46	30.06	23.07	0.20
Total			-	30.06	35.66	28.67	0.74
64QAM	20.0 MHz	A	6.89	23.82	29.42	16.41	0.04
		B	6.96	24.07	29.67	16.66	0.05
		C	6.91	23.91	29.51	16.50	0.04
		D	6.94	24.75	30.35	17.34	0.05
Total			-	30.17	35.77	28.78	0.76

Modulation 64QAM - Bandwidth 5.0 MHz - Antenna A - Channel Position T



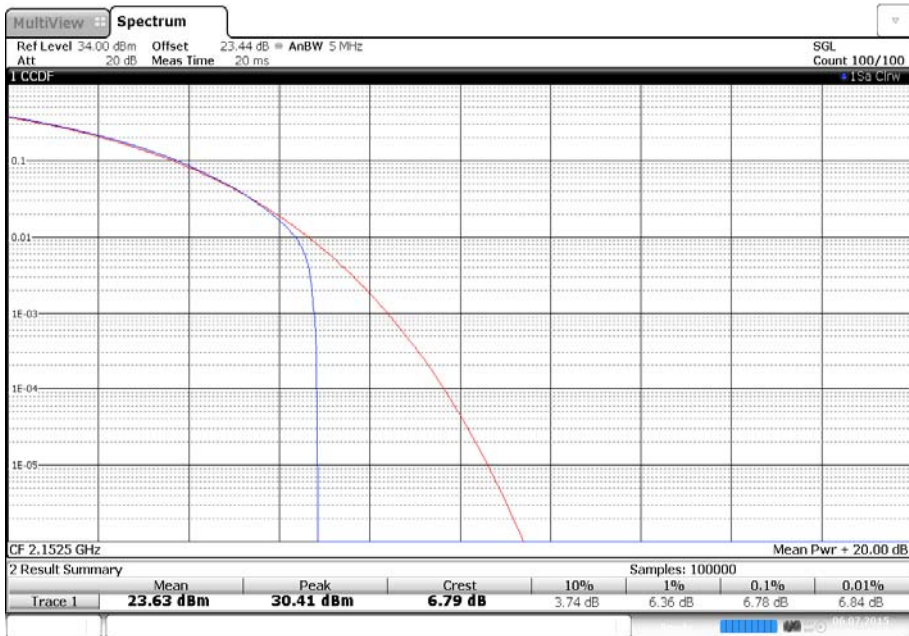
Date: 6 JUL 2015 14:36:12

Modulation 64QAM - Bandwidth 5.0 MHz - Antenna B - Channel Position T



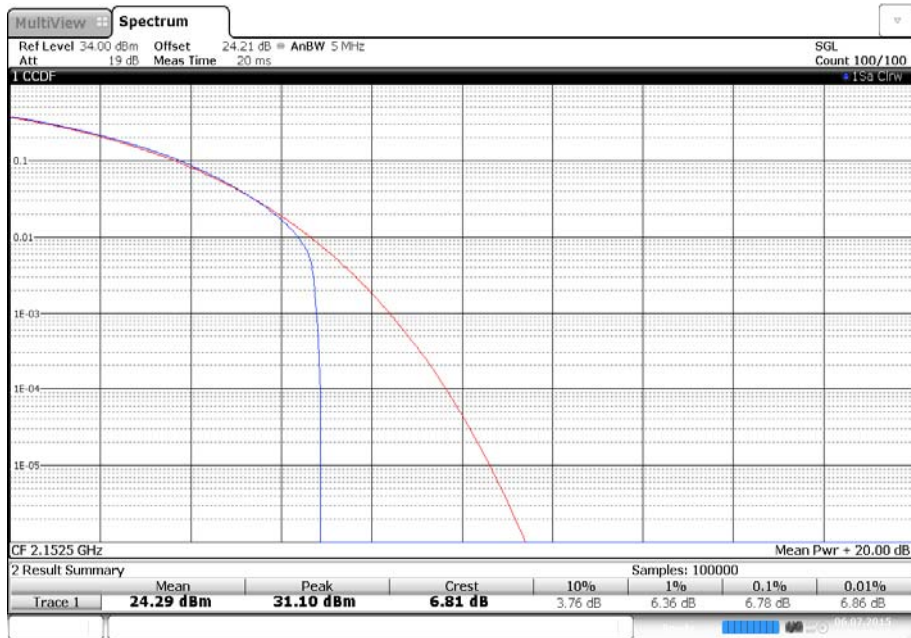
Date: 6 JUL 2015 14:49:06

Modulation 64QAM - Bandwidth 5.0 MHz - Antenna C - Channel Position T



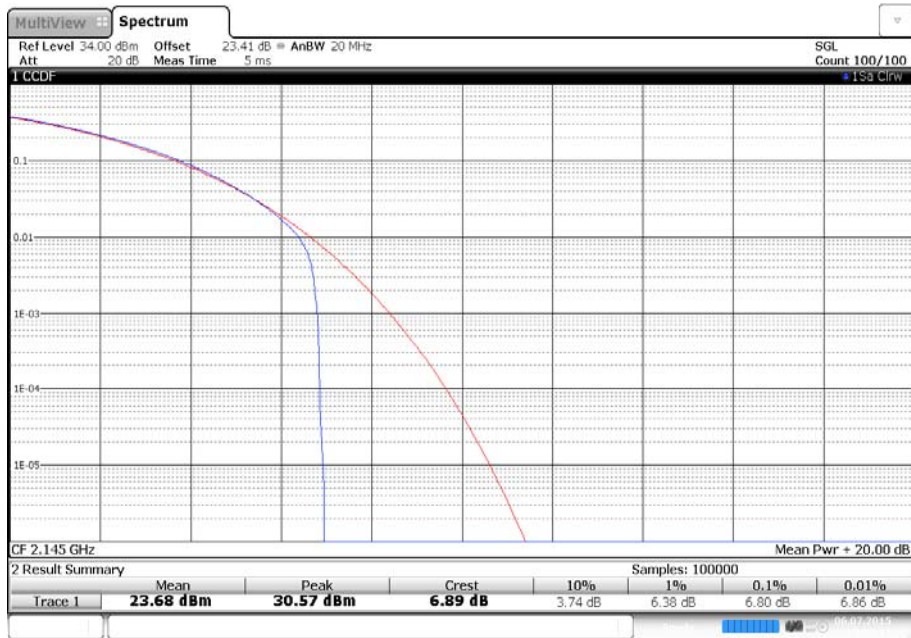
Date: 6 JUL 2015 21:45:39

Modulation 64QAM - Bandwidth 5.0 MHz - Antenna D - Channel Position T



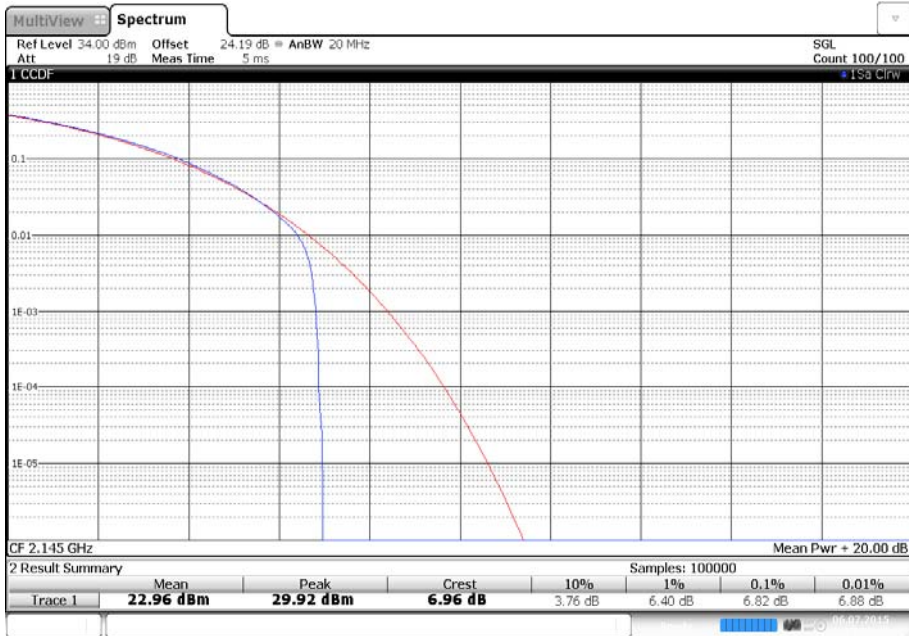
Date: 6 JUL 2015 21:58:38

Modulation 64QAM - Bandwidth 20.0 MHz - Antenna A - Channel Position T



Date: 6 JUL 2015 17:27:11

Modulation 64QAM - Bandwidth 20.0 MHz - Antenna B - Channel Position T



Date: 6 JUL 2015 17:39:50

Modulation 64QAM - Bandwidth 20.0 MHz - Antenna C - Channel Position T



Date: 7 JUL 2015 00:38:00

Modulation 64QAM - Bandwidth 20.0 MHz - Antenna D - Channel Position T



Date: 7.JUL.2015 00:50:41

Configuration B

Maximum Output Power 21 dBm

Modulation	Carrier Bandwidth (MHz)	Antenna	Maximum Output Power		
			Channel Position B		
			Average Power (dBm/MHz)	Average EIRP (dBm/MHz)	Average EIRP (W/MHz)
QPSK	5.0 MHz	A	14.48	20.08	0.10
		B	13.37	18.97	0.08
Total			16.97	22.57	0.18
QPSK	20.0 MHz	A	8.60	14.20	0.03
		B	8.40	14.00	0.03
Total			11.51	17.11	0.05

Configuration B

Maximum Output Power 21 dBm

Modulation	Carrier Bandwidth (MHz)	Antenna	Maximum Output Power		
			Channel Position M		
			Average Power (dBm/MHz)	Average EIRP (dBm/MHz)	Average EIRP (W/MHz)
QPSK	5.0 MHz	A	14.56	20.16	0.10
		B	13.54	19.14	0.08
Total			17.09	22.69	0.19
QPSK	20.0 MHz	A	8.55	14.15	0.03
		B	8.45	14.05	0.03
Total			11.51	17.11	0.05

Configuration B

Maximum Output Power 21 dBm

Modulation	Carrier Bandwidth (MHz)	Antenna	Maximum Output Power		
			Channel Position T		
			Average Power (dBm/MHz)	Average EIRP (dBm/MHz)	Average EIRP (W/MHz)
QPSK	5.0 MHz	A	14.60	20.20	0.10
		B	13.70	19.30	0.09
Total			17.18	22.78	0.19
QPSK	20.0 MHz	A	8.73	14.33	0.03
		B	8.54	14.14	0.03
Total			11.65	17.25	0.05

Configuration B

Maximum Output Power 21 dBm

Modulation	Carrier Bandwidth (MHz)	Antenna	Maximum Output Power		
			Channel Position B		
			Average Power (dBm/MHz)	Average EIRP (dBm/MHz)	Average EIRP (W/MHz)
16QAM	5.0 MHz	A	14.96	20.56	0.11
		B	14.19	19.79	0.10
Total			17.60	23.20	0.21
16QAM	20.0 MHz	A	9.08	14.68	0.03
		B	8.24	13.84	0.02
Total			11.69	17.29	0.05

Configuration B

Maximum Output Power 21 dBm

Modulation	Carrier Bandwidth (MHz)	Antenna	Maximum Output Power		
			Channel Position M		
			Average Power (dBm/MHz)	Average EIRP (dBm/MHz)	Average EIRP (W/MHz)
16QAM	5.0 MHz	A	14.88	20.48	0.11
		B	14.21	19.81	0.10
Total			17.57	23.17	0.21
16QAM	20.0 MHz	A	9.26	14.86	0.03
		B	8.19	13.79	0.02
Total			11.77	17.37	0.05

Configuration B

Maximum Output Power 21 dBm

Modulation	Carrier Bandwidth (MHz)	Antenna	Maximum Output Power		
			Channel Position T		
			Average Power (dBm/MHz)	Average EIRP (dBm/MHz)	Average EIRP (W/MHz)
16QAM	5.0 MHz	A	15.32	20.92	0.12
		B	13.94	19.54	0.09
Total			17.69	23.29	0.21
16QAM	20.0 MHz	A	9.40	15.00	0.03
		B	8.42	14.02	0.03
Total			11.95	17.55	0.06

Configuration A

Maximum Output Power 21 dBm

Modulation	Carrier Bandwidth (MHz)	Antenna	Maximum Output Power		
			Channel Position B		
			Average Power (dBm/MHz)	Average EIRP (dBm/MHz)	Average EIRP (W/MHz)
64QAM	5.0 MHz	A	14.50	20.10	0.10
		B	13.51	19.11	0.08
Total			17.04	22.64	0.18
64QAM	20.0 MHz	A	8.67	14.27	0.03
		B	8.55	14.15	0.03
Total			11.62	17.22	0.05

Configuration B

Maximum Output Power 21 dBm

Modulation	Carrier Bandwidth (MHz)	Antenna	Maximum Output Power		
			Channel Position M		
			Average Power (dBm/MHz)	Average EIRP (dBm/MHz)	Average EIRP (W/MHz)
64QAM	5.0 MHz	A	14.57	20.17	0.10
		B	13.65	19.25	0.08
Total			17.14	22.74	0.19
64QAM	20.0 MHz	A	8.80	14.40	0.03
		B	8.40	14.00	0.03
Total			11.61	17.21	0.05

Configuration B

Maximum Output Power 21 dBm

Modulation	Carrier Bandwidth (MHz)	Antenna	Maximum Output Power		
			Channel Position T		
			Average Power (dBm/MHz)	Average EIRP (dBm/MHz)	Average EIRP (W/MHz)
64QAM	5.0 MHz	A	14.65	20.25	0.11
		B	13.79	19.39	0.09
Total			17.25	22.85	0.19
64QAM	20.0 MHz	A	8.73	14.33	0.03
		B	8.65	14.25	0.03
Total			11.70	17.30	0.05

Limit	
Peak Power	≤ 1640 W/MHz
Peak to Average Ratio	≤ 13 dB

2.2 OCCUPIED BANDWIDTH

2.2.1 Specification Reference

FCC CFR 47 Part 2, Clause 2.1049
 FCC CFR 47 Part 27, Clause 27.53
 Industry Canada RSS-GEN. Clause 6.6

2.2.2 Date of Test and Modification State

10 July 2015 - Modification State 0

2.2.3 Test Equipment Used

The major items of test equipment used for the above tests are identified in Section 3.1.

2.2.4 Environmental Conditions

Ambient Temperature 22.6°C
 Relative Humidity 42.3%

2.2.5 Test Method

All measurements were made in accordance with FCC KDB 971168 D01.

The results are shown in the plots below.

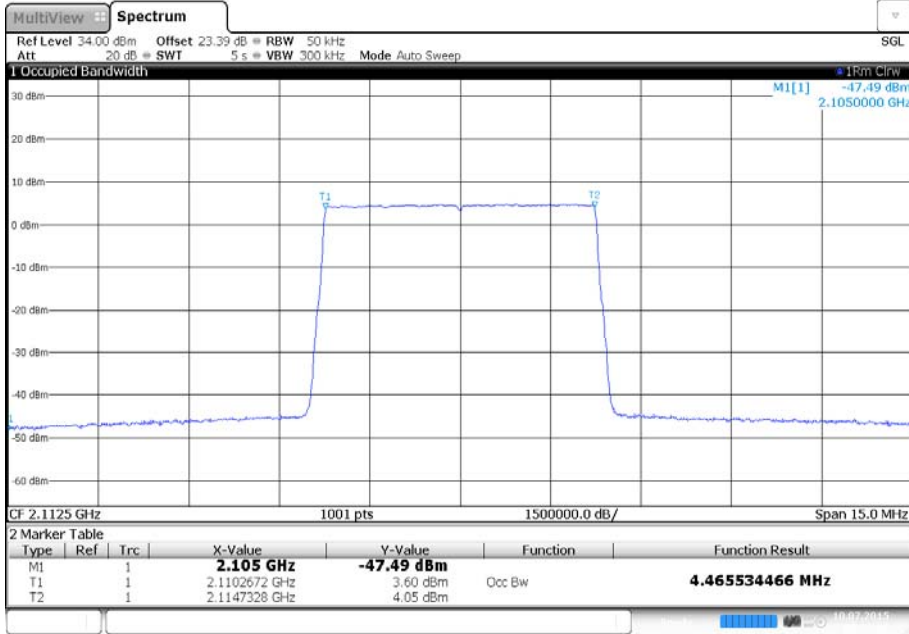
2.2.6 Test Results

Configuration A

Maximum Output Power 24 dBm

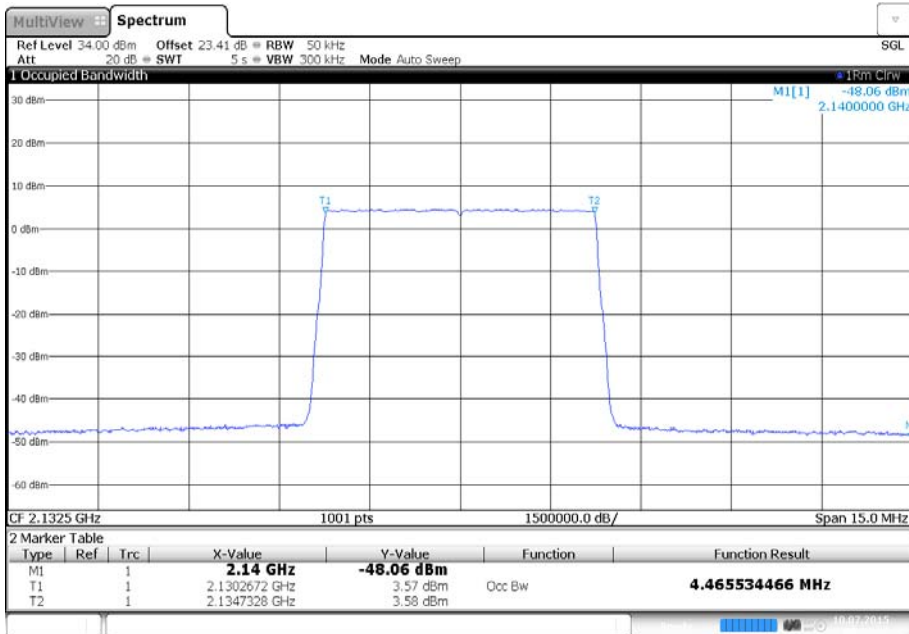
Modulation	Carrier Bandwidth	Result (MHz)					
		Channel Position B		Channel Position M		Channel Position T	
		Occupied Bandwidth	-26 dB Bandwidth	Occupied Bandwidth	-26 dB Bandwidth	Occupied Bandwidth	-26 dB Bandwidth
QPSK	5.0 MHz	4.47	4.81	4.47	4.80	4.47	4.83
	10.0 MHz	8.93	9.53	8.93	9.38	8.93	9.53
	15.0 MHz	13.40	14.07	13.40	14.12	13.40	14.07
	20.0 MHz	17.86	18.52	17.86	18.76	17.86	18.76

Antenna A - Modulation QPSK - Carrier Bandwidth 5.0 MHz - Channel Position B - Measurement 99 % BW



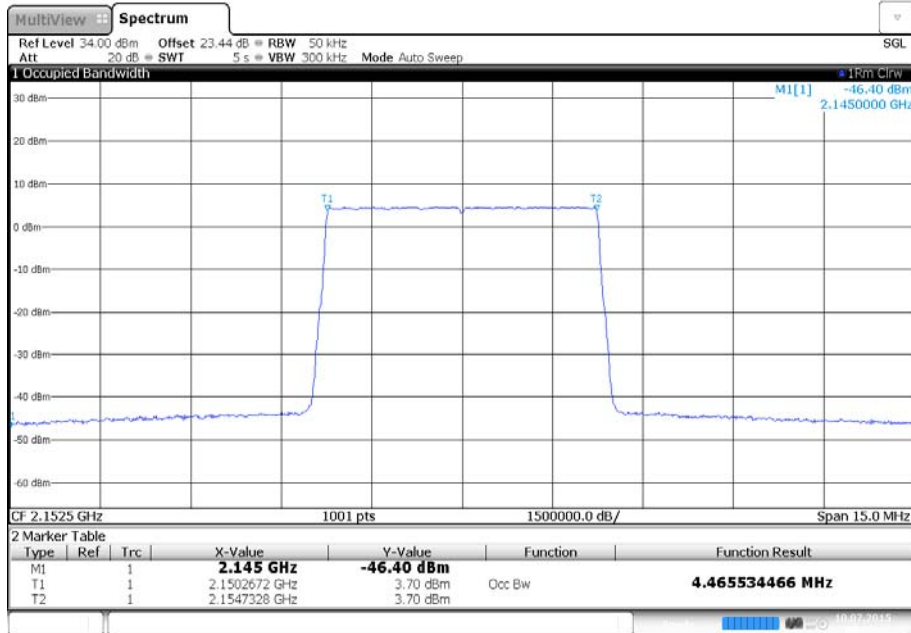
Date: 10.JUL.2015 08:16:05

Antenna A - Modulation QPSK - Carrier Bandwidth 5.0 MHz - Channel Position M - Measurement 99 % BW



Date: 10.JUL.2015 08:17:24

Antenna A - Modulation QPSK - Carrier Bandwidth 5.0 MHz - Channel Position T - Measurement 99 % BW



Date: 10.JUL.2015 08:18:42

Antenna A - Modulation QPSK - Carrier Bandwidth 10.0 MHz - Channel Position M - Measurement 99 % BW



Date: 10.JUL.2015 09:59:40

Antenna A - Modulation QPSK - Carrier Bandwidth 15.0 MHz - Channel Position M - Measurement 99 % BW



Date: 10.JUL.2015 11:43:09

Antenna A - Modulation QPSK - Carrier Bandwidth 20.0 MHz - Channel Position B - Measurement 99 % BW



Date: 10.JUL.2015 13:30:12

Antenna A - Modulation QPSK - Carrier Bandwidth 20.0 MHz - Channel Position M - Measurement 99 % BW



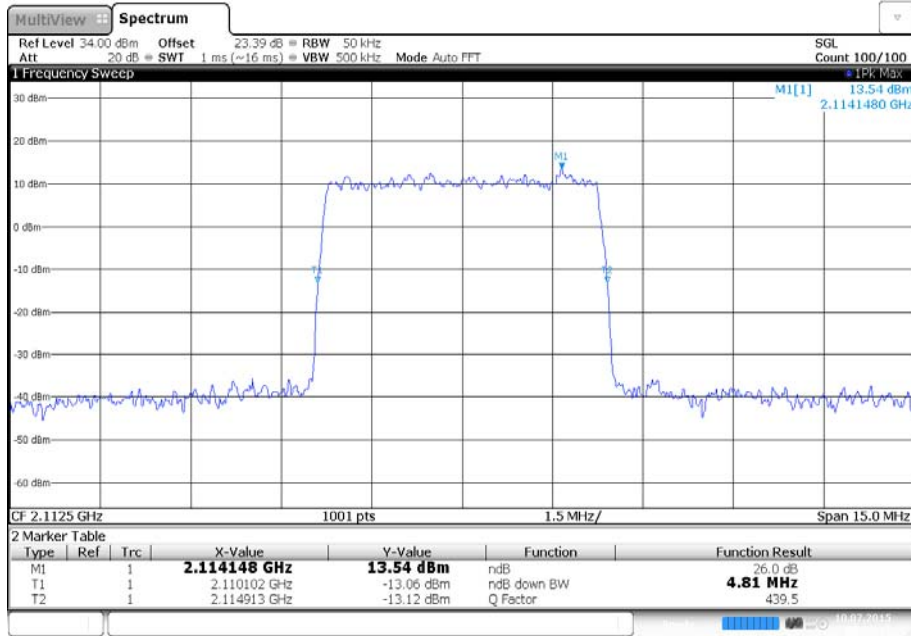
Date: 10.JUL.2015 13:31:33

Antenna A - Modulation QPSK - Carrier Bandwidth 20.0 MHz - Channel Position T - Measurement 99 % BW



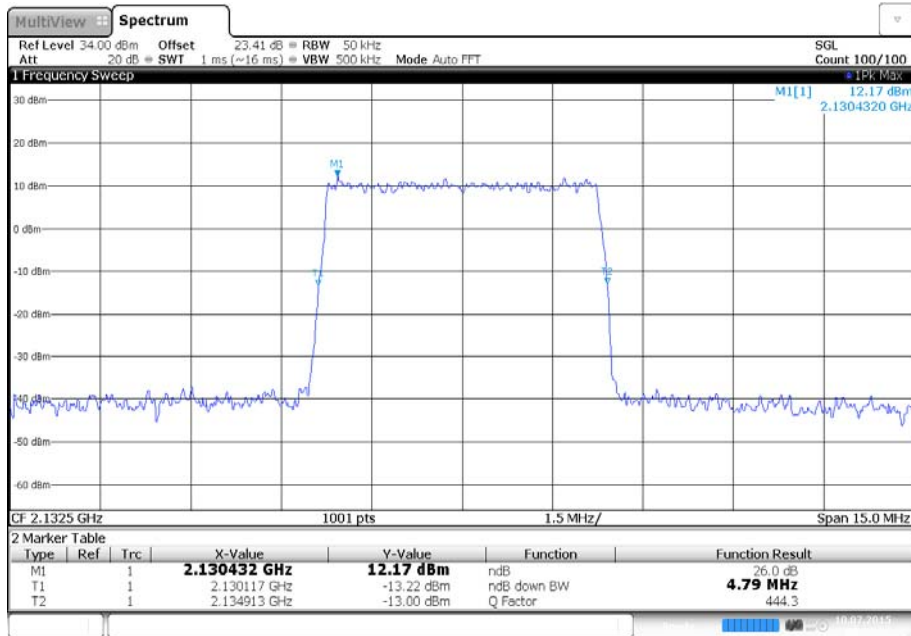
Date: 10.JUL.2015 13:32:54

Antenna A - Modulation QPSK - Carrier Bandwidth 5.0 MHz - Channel Position B - Measurement -26 dB BW



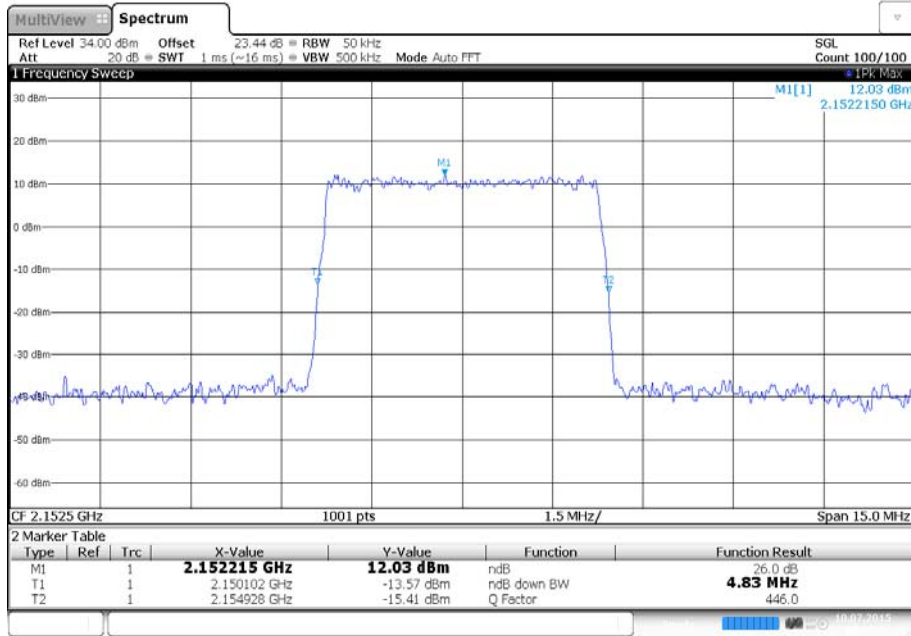
Date: 10.JUL.2015 08:16:17

Antenna A - Modulation QPSK - Carrier Bandwidth 5.0 MHz - Channel Position M - Measurement -26 dB BW



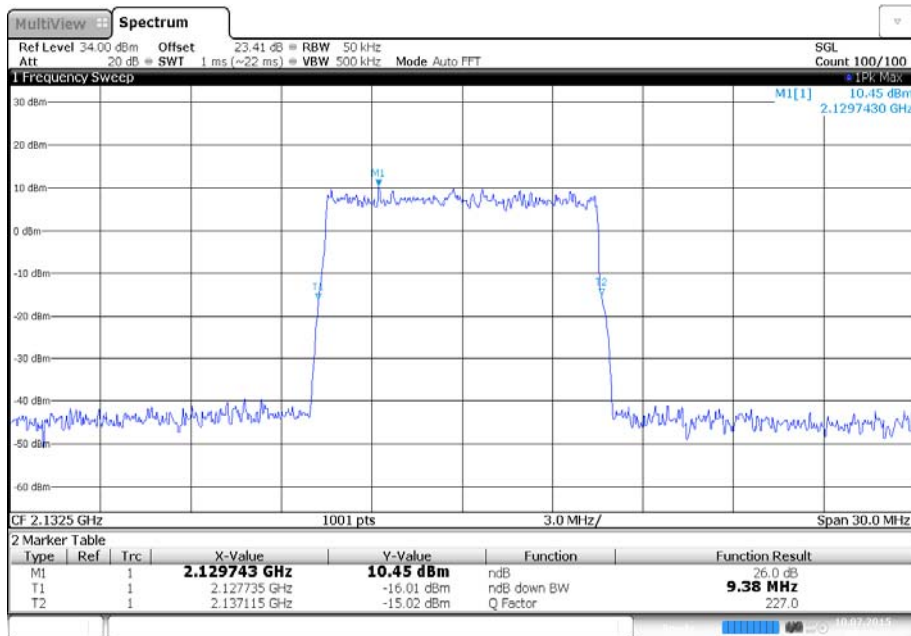
Date: 10.JUL.2015 08:17:35

Antenna A - Modulation QPSK - Carrier Bandwidth 5.0 MHz - Channel Position T - Measurement -26 dB BW



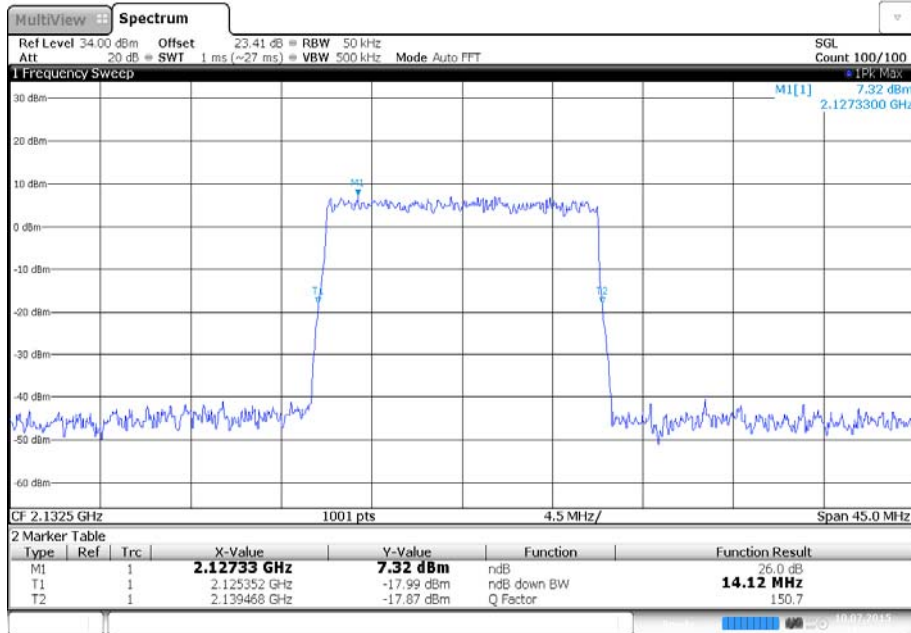
Date: 10.JUL.2015 08:18:53

Antenna A - Modulation QPSK - Carrier Bandwidth 10.0 MHz - Channel Position M - Measurement -26 dB BW



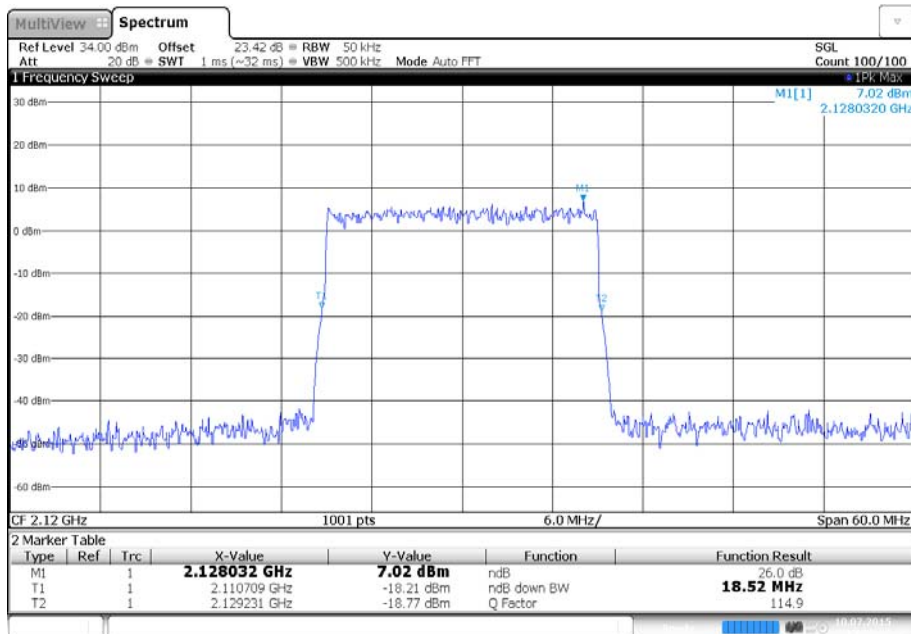
Date: 10.JUL.2015 09:59:52

Antenna A - Modulation QPSK - Carrier Bandwidth 15.0 MHz - Channel Position M - Measurement -26 dB BW



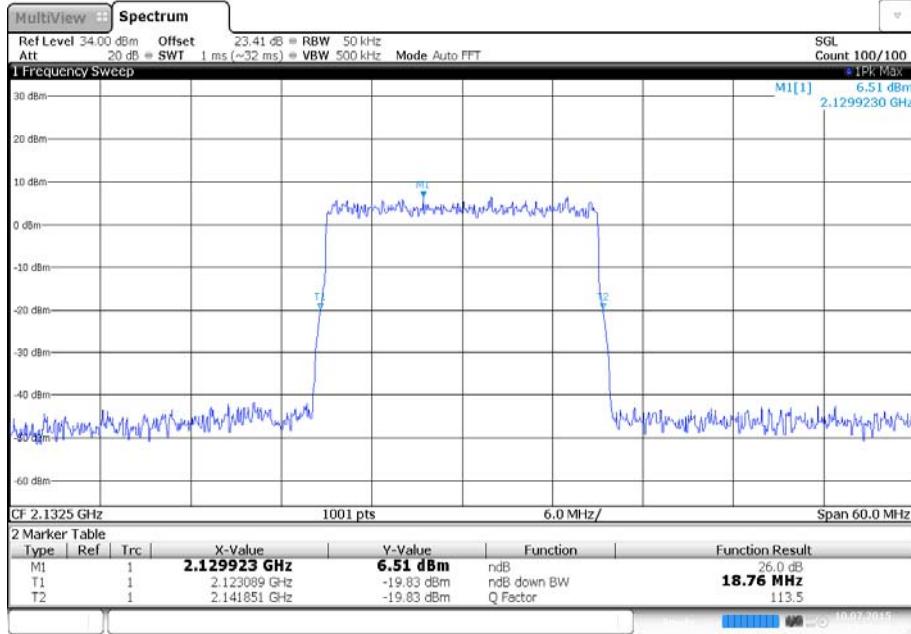
Date: 10.JUL.2015 11:43:22

Antenna A - Modulation QPSK - Carrier Bandwidth 20.0 MHz - Channel Position B - Measurement -26 dB BW



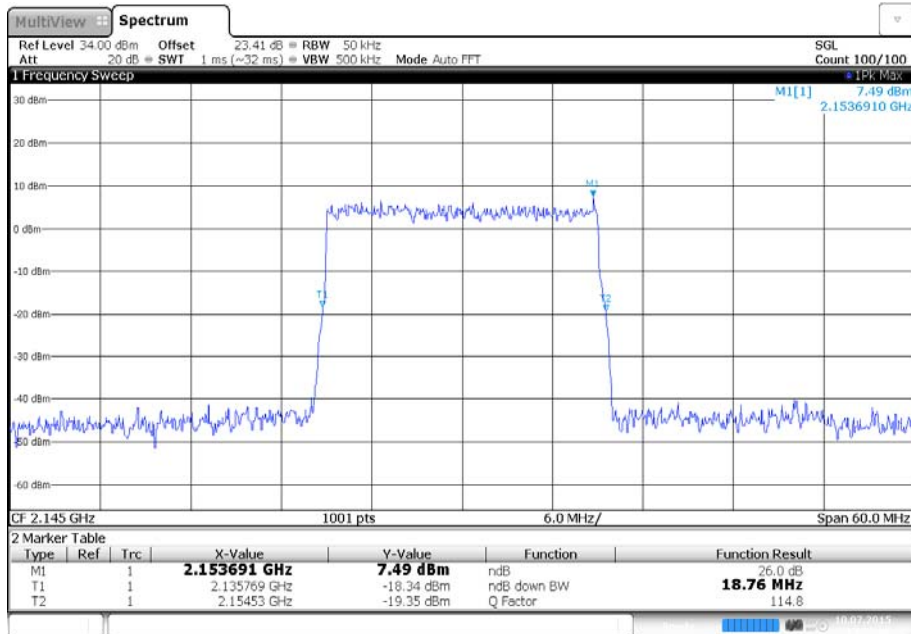
Date: 10.JUL.2015 13:30:26

Antenna A - Modulation QPSK - Carrier Bandwidth 20.0 MHz - Channel Position M - Measurement -26 dB BW



Date: 10.JUL.2015 13:31:47

Antenna A - Modulation QPSK - Carrier Bandwidth 20.0 MHz - Channel Position T - Measurement -26 dB BW



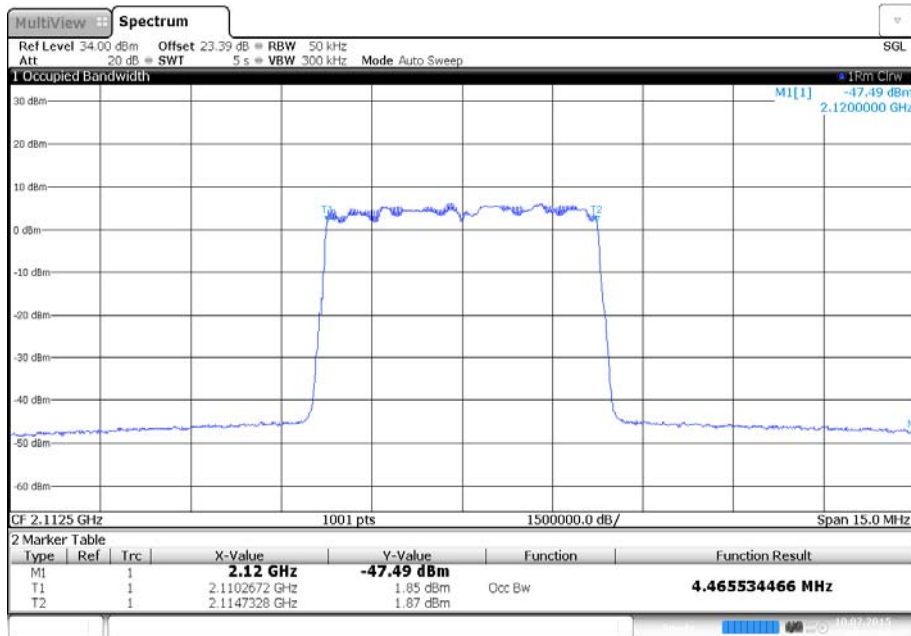
Date: 10.JUL.2015 13:33:08

Configuration A

Maximum Output Power 24 dBm

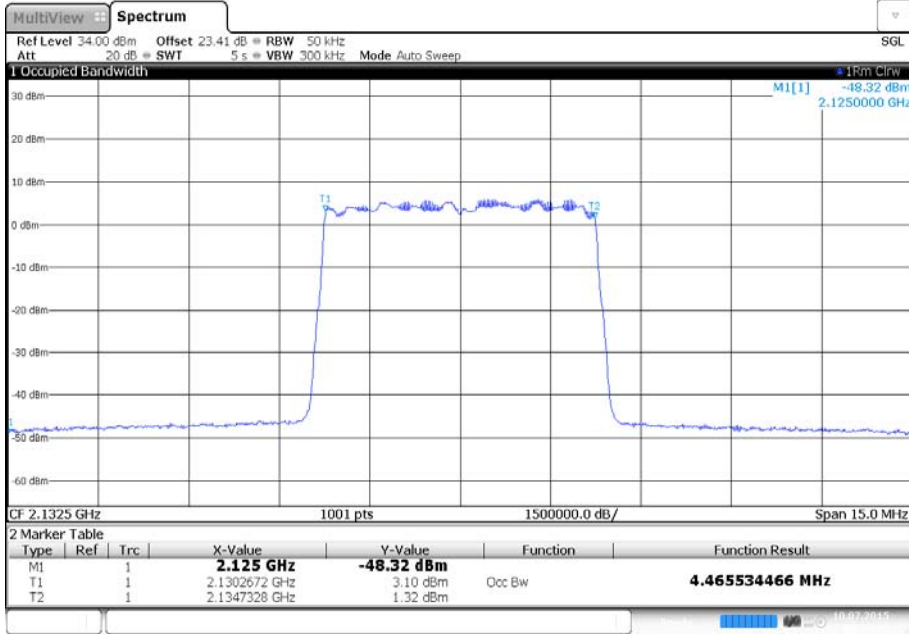
Modulation	Carrier Bandwidth	Result (MHz)					
		Channel Position B		Channel Position M		Channel Position T	
		Occupied Bandwidth	-26 dB Bandwidth	Occupied Bandwidth	-26 dB Bandwidth	Occupied Bandwidth	-26 dB Bandwidth
16QAM	5.0 MHz	4.47	4.72	4.47	4.77	4.47	4.77
	10.0 MHz	8.93	9.38	8.93	9.32	8.93	9.41
	15.0 MHz	13.44	13.89	13.44	13.80	13.40	14.12
	20.0 MHz	17.80	18.22	17.80	18.22	17.80	18.58

Antenna A - Modulation 16QAM - Carrier Bandwidth 5.0 MHz - Channel Position B - Measurement 99 % BW



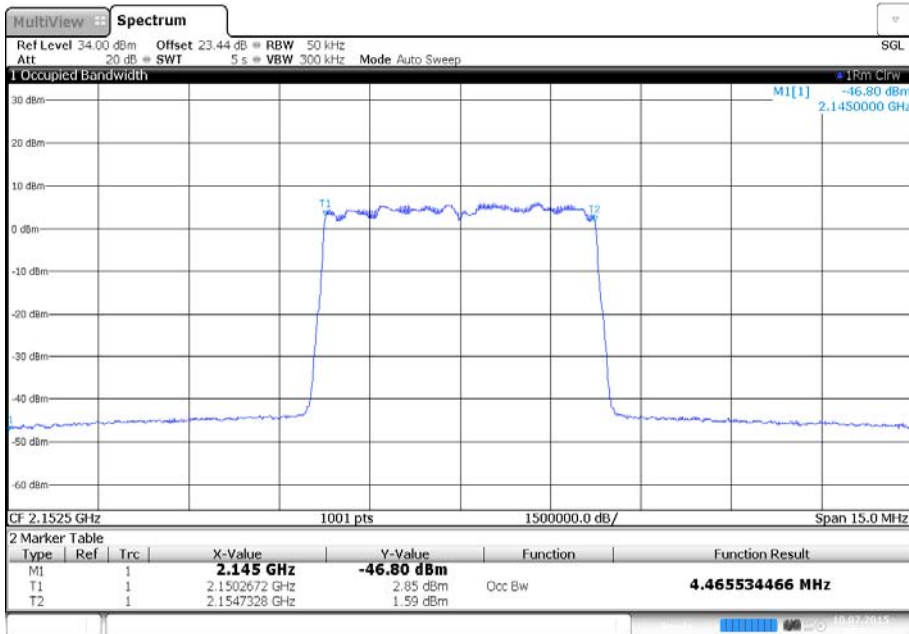
Date: 10.JUL.2015 09:24:06

Antenna A - Modulation 16QAM - Carrier Bandwidth 5.0 MHz - Channel Position M - Measurement 99 % BW



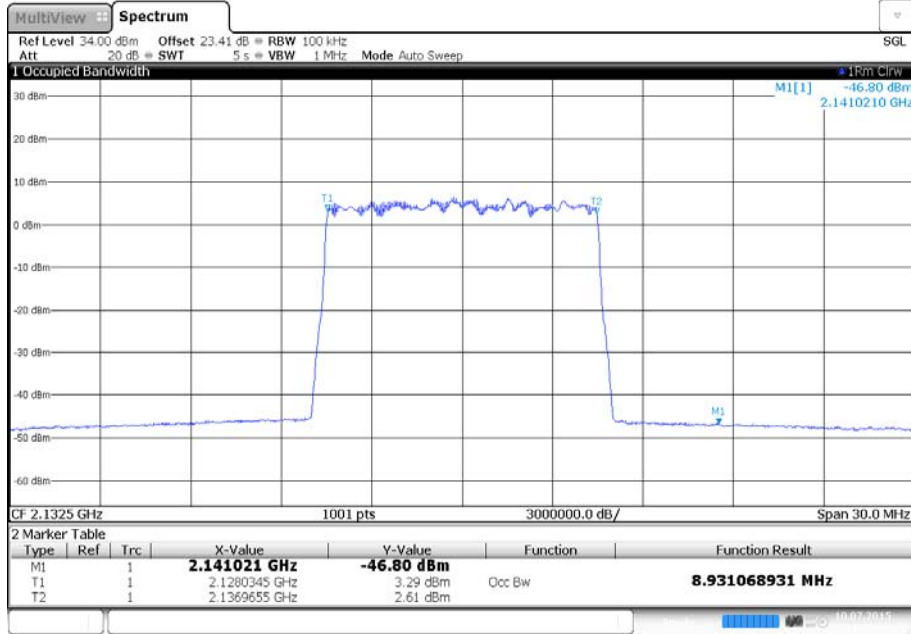
Date: 10.JUL.2015 09:25:25

Antenna A - Modulation 16QAM - Carrier Bandwidth 5.0 MHz - Channel Position T - Measurement 99 % BW



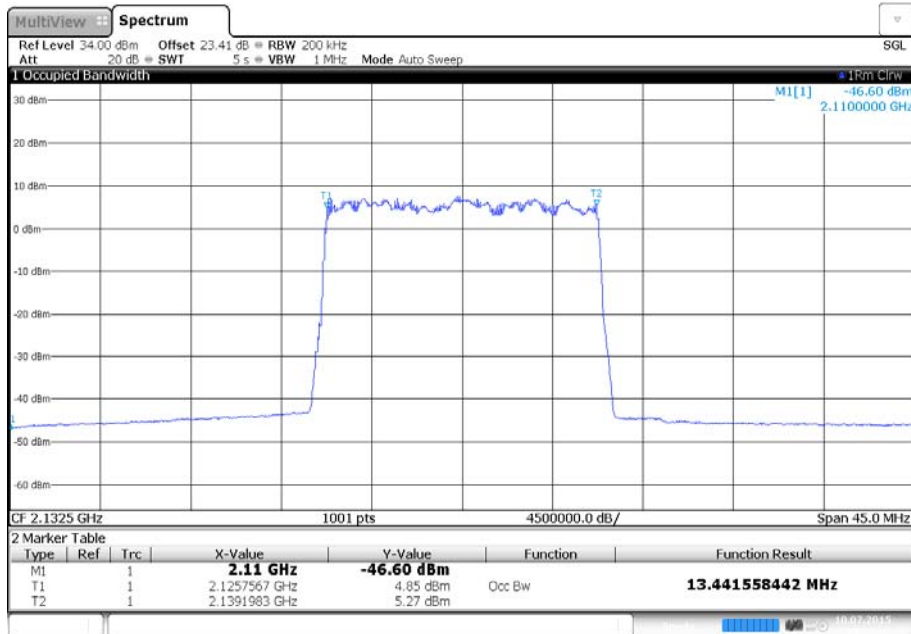
Date: 10.JUL.2015 09:26:43

Antenna A - Modulation 16QAM - Carrier Bandwidth 10.0 MHz - Channel Position M - Measurement 99 % BW



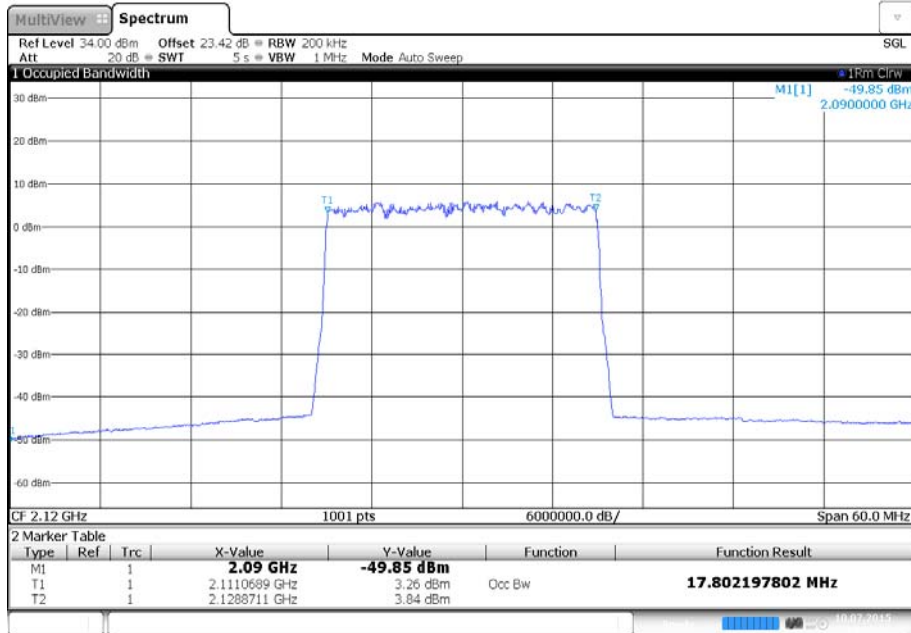
Date: 10.JUL.2015 11:08:37

Antenna A - Modulation 16QAM - Carrier Bandwidth 15.0 MHz - Channel Position M - Measurement 99 % BW



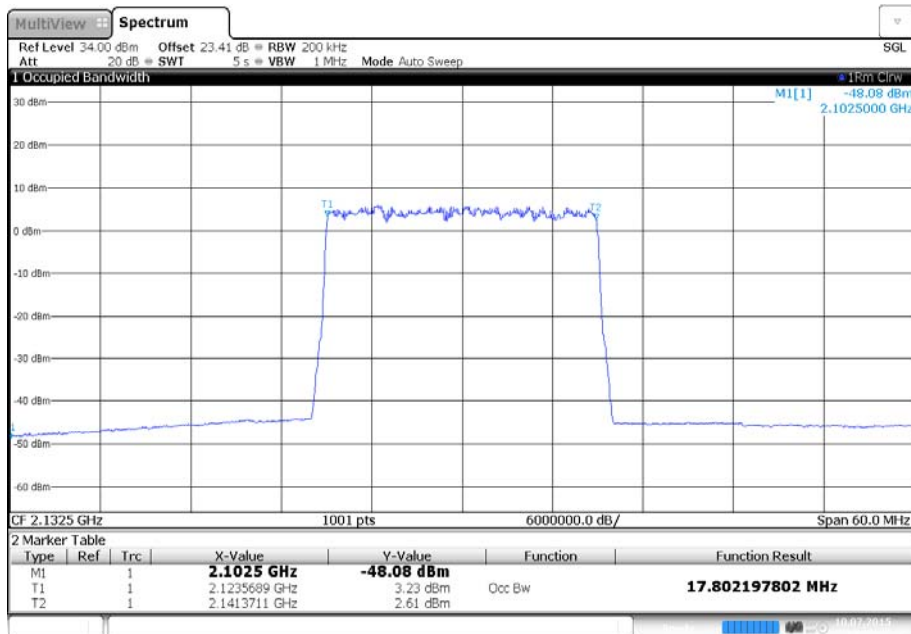
Date: 10.JUL.2015 12:54:33

Antenna A - Modulation 16QAM - Carrier Bandwidth 20.0 MHz - Channel Position B - Measurement 99 % BW



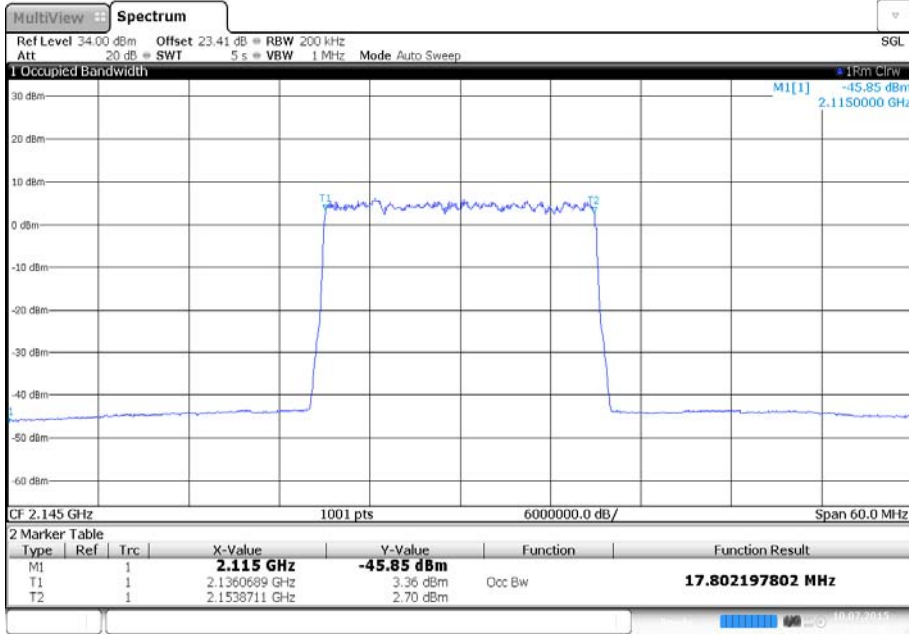
Date: 10.JUL.2015 14:40:27

Antenna A - Modulation 16QAM - Carrier Bandwidth 20.0 MHz - Channel Position M - Measurement 99 % BW



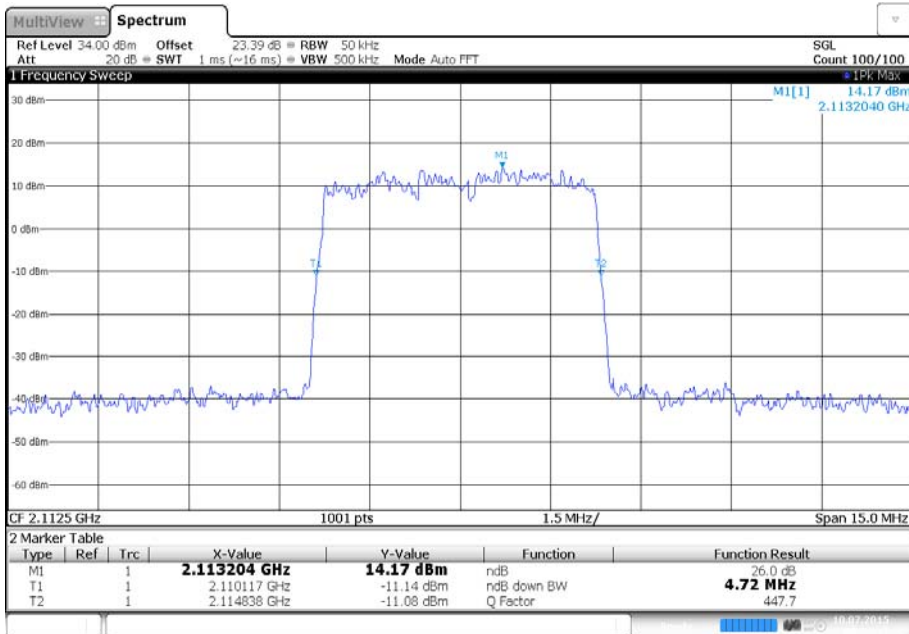
Date: 10.JUL.2015 14:41:48

Antenna A - Modulation 16QAM - Carrier Bandwidth 20.0 MHz - Channel Position T - Measurement 99 % BW



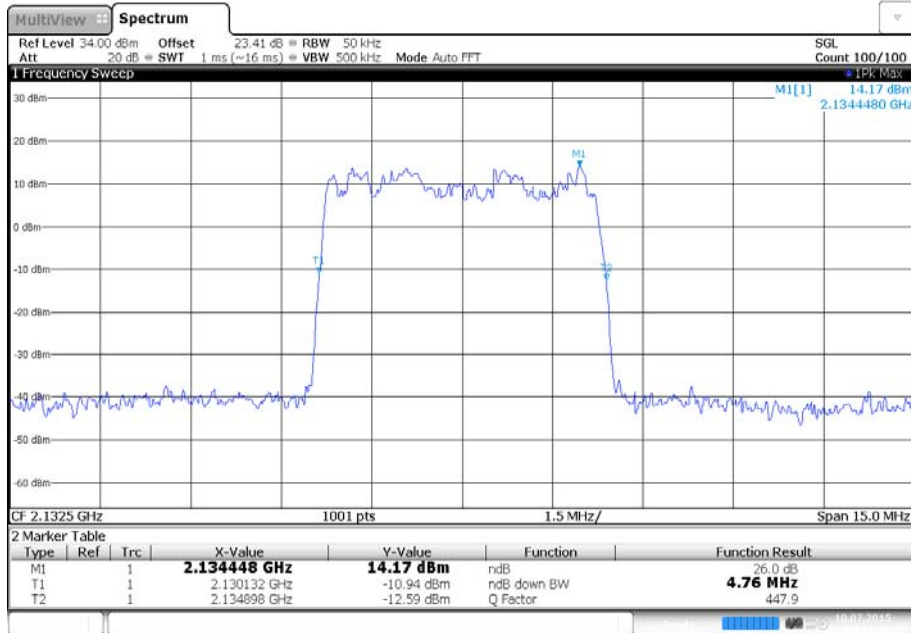
Date: 10.JUL.2015 14:43:09

Antenna A - Modulation 16QAM - Carrier Bandwidth 5.0 MHz - Channel Position B - Measurement -26 dB BW



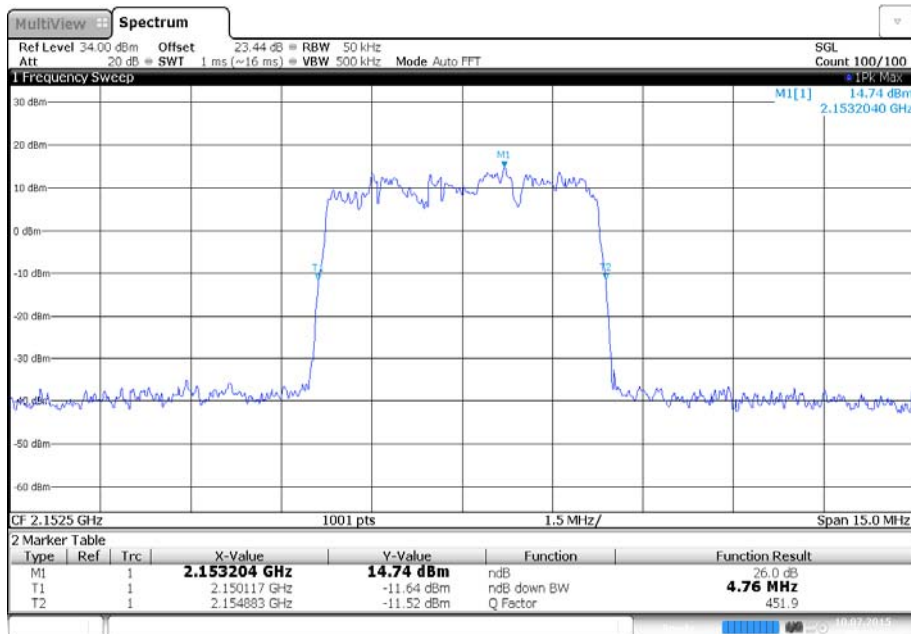
Date: 10.JUL.2015 09:24:18

Antenna A - Modulation 16QAM - Carrier Bandwidth 5.0 MHz - Channel Position M - Measurement -26 dB BW



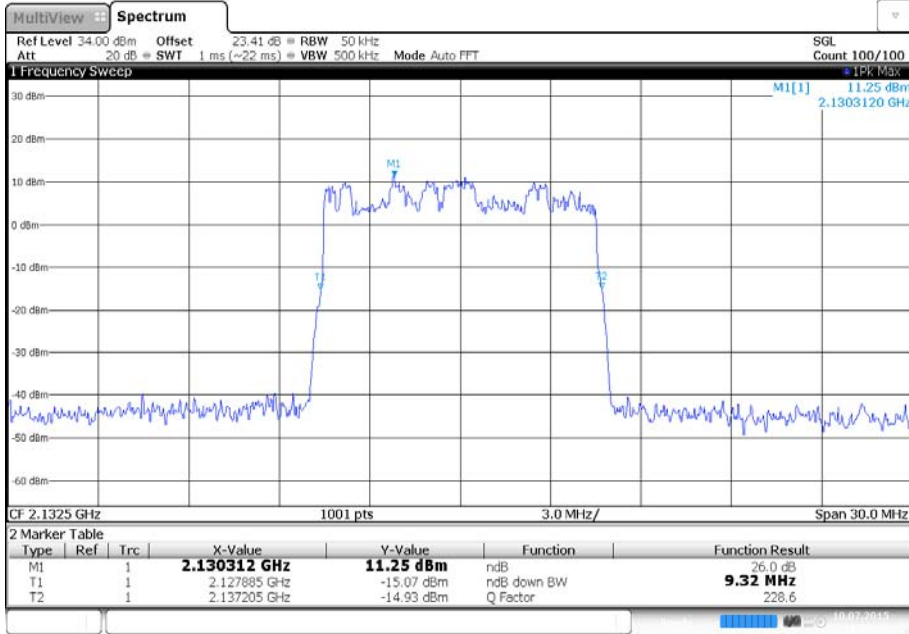
Date: 10.JUL.2015 09:25:36

Antenna A - Modulation 16QAM - Carrier Bandwidth 5.0 MHz - Channel Position T - Measurement -26 dB BW



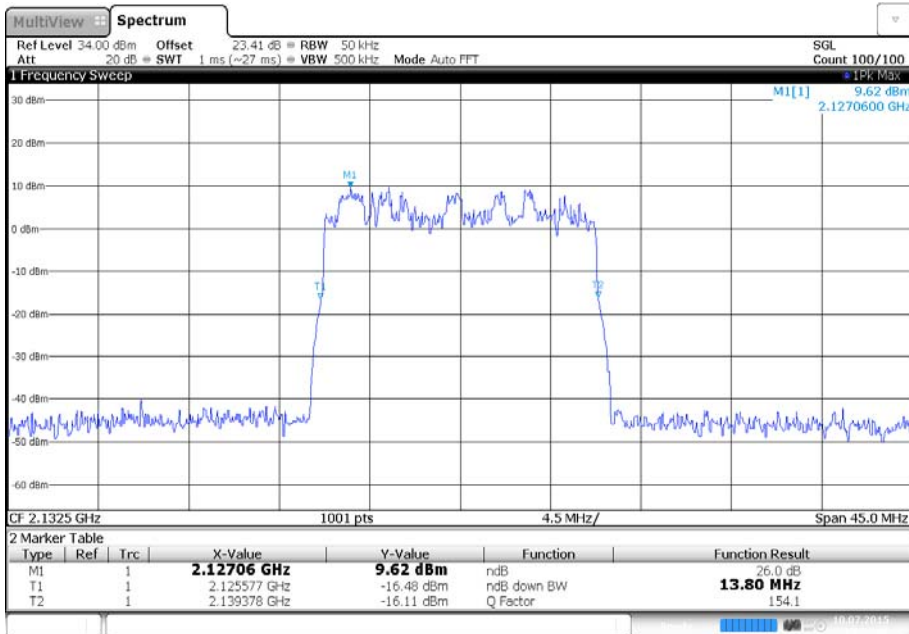
Date: 10.JUL.2015 09:26:54

Antenna A - Modulation 16QAM - Carrier Bandwidth 10.0 MHz - Channel Position M - Measurement -26 dB BW



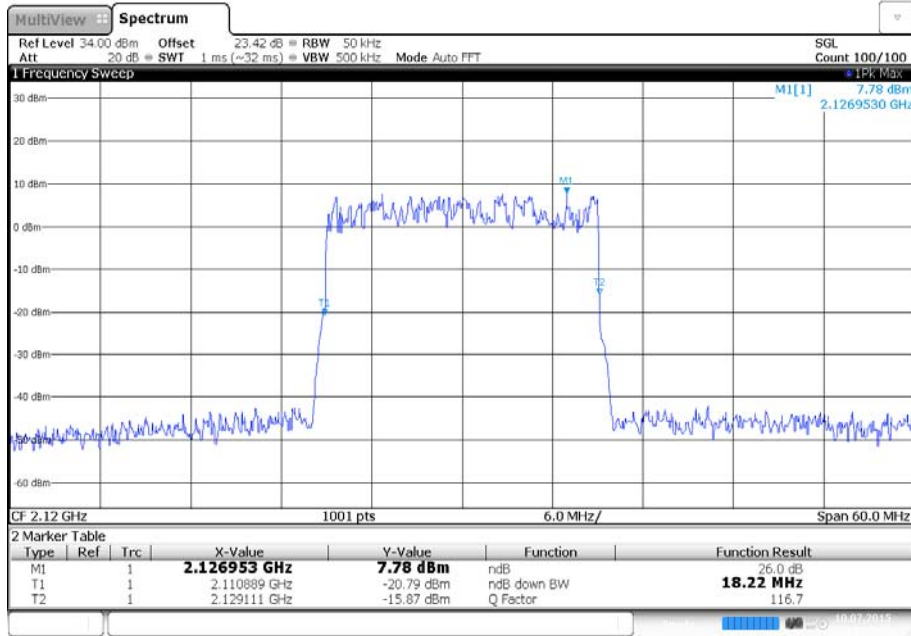
Date: 10.JUL.2015 11:08:49

Antenna A - Modulation 16QAM - Carrier Bandwidth 15.0 MHz - Channel Position M - Measurement -26 dB BW



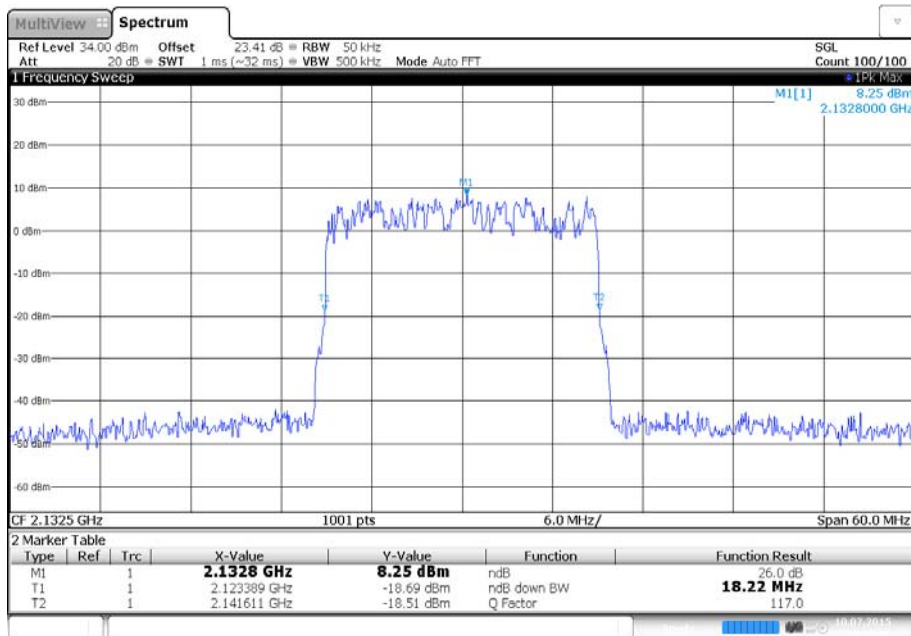
Date: 10.JUL.2015 12:54:46

Antenna A - Modulation 16QAM - Carrier Bandwidth 20.0 MHz - Channel Position B - Measurement -26 dB BW



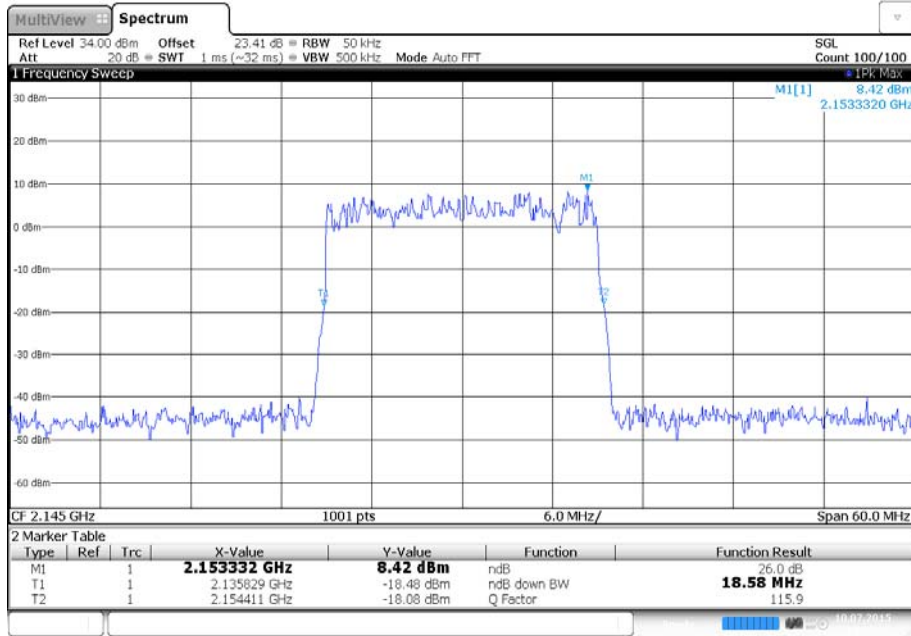
Date: 10.JUL.2015 14:40:41

Antenna A - Modulation 16QAM - Carrier Bandwidth 20.0 MHz - Channel Position M - Measurement -26 dB BW



Date: 10.JUL.2015 14:42:02

Antenna A - Modulation 16QAM - Carrier Bandwidth 20.0 MHz - Channel Position T - Measurement -26 dB BW



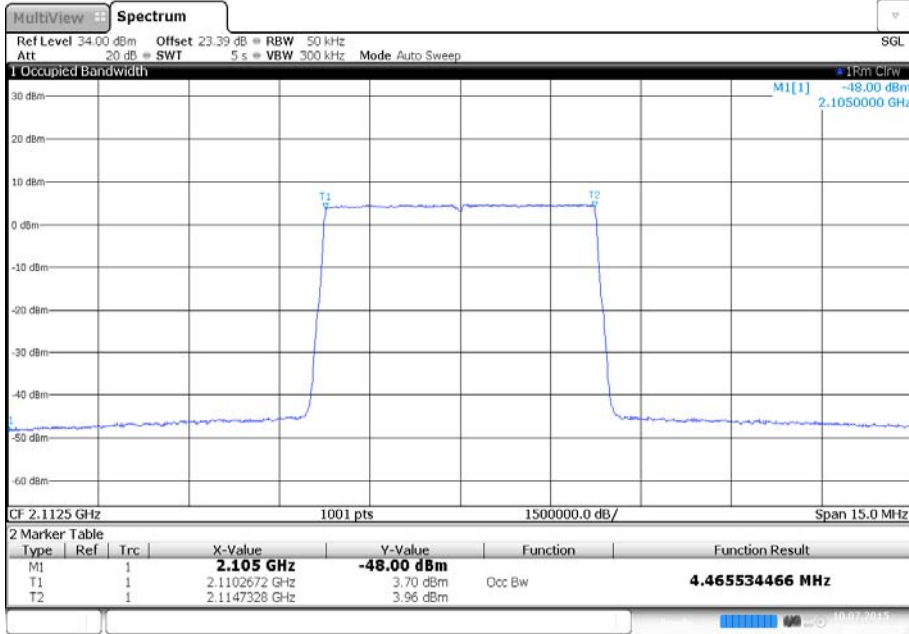
Date: 10.JUL.2015 14:43:23

Configuration A

Maximum Output Power 24 dBm

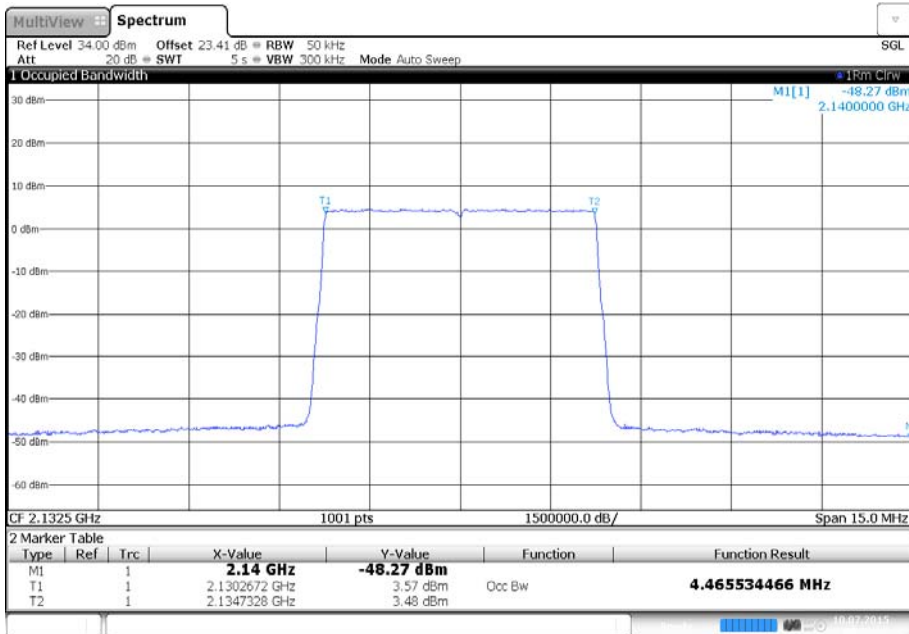
Modulation	Carrier Bandwidth	Result (MHz)					
		Channel Position B		Channel Position M		Channel Position T	
		Occupied Bandwidth	-26 dB Bandwidth	Occupied Bandwidth	-26 dB Bandwidth	Occupied Bandwidth	-26 dB Bandwidth
64QAM	5.0 MHz	4.47	4.77	4.47	4.77	4.47	4.77
	10.0 MHz	8.93	9.53	8.93	9.35	8.93	9.50
	15.0 MHz	13.40	13.85	13.40	13.85	13.40	13.80
	20.0 MHz	17.86	18.22	17.86	18.82	17.86	18.46

Antenna A - Modulation 64QAM - Carrier Bandwidth 5.0 MHz - Channel Position B - Measurement 99 % BW



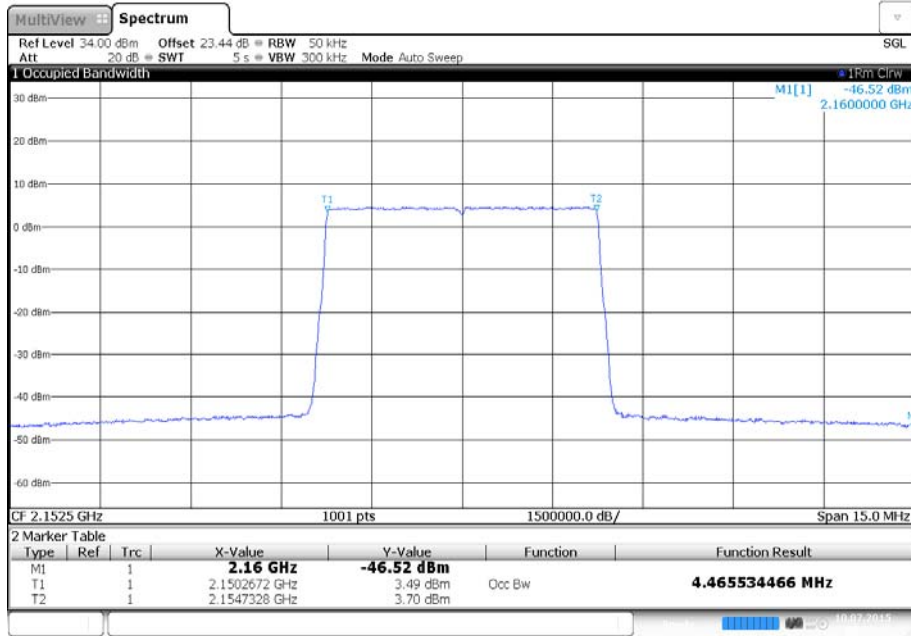
Date: 10.JUL.2015 08:50:03

Antenna A - Modulation 64QAM - Carrier Bandwidth 5.0 MHz - Channel Position M - Measurement 99 % BW



Date: 10.JUL.2015 08:51:23

Antenna A - Modulation 64QAM - Carrier Bandwidth 5.0 MHz - Channel Position T - Measurement 99 % BW



Date: 10.JUL.2015 08:52:41

Antenna A - Modulation 64QAM - Carrier Bandwidth 10.0 MHz - Channel Position M - Measurement 99 % BW



Date: 10.JUL.2015 10:34:08

Antenna A - Modulation 64QAM - Carrier Bandwidth 15.0 MHz - Channel Position M - Measurement 99 % BW



Date: 10.JUL.2015 12:19:53

Antenna A - Modulation 64QAM - Carrier Bandwidth 20.0 MHz - Channel Position B - Measurement 99 % BW



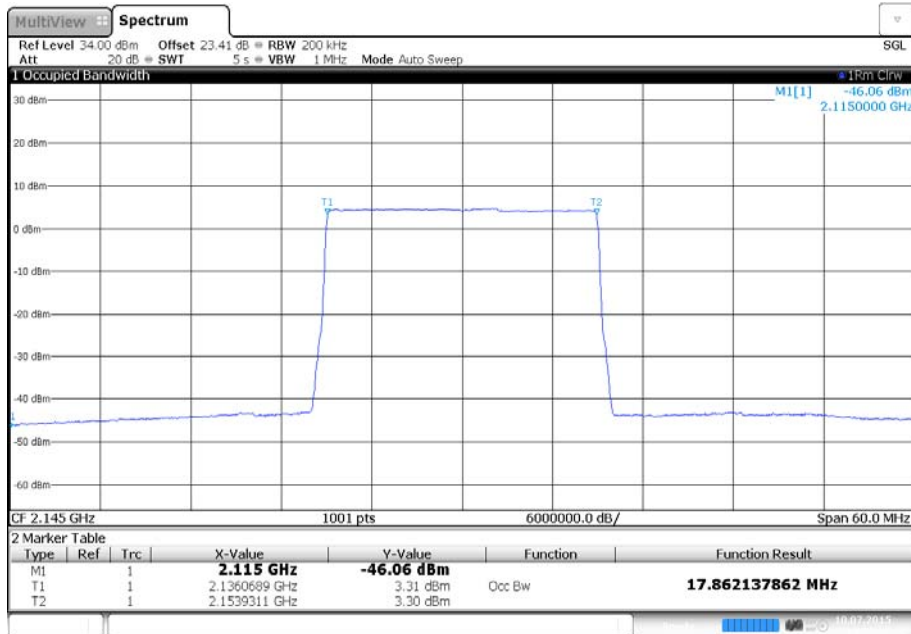
Date: 10.JUL.2015 14:05:20

Antenna A - Modulation 64QAM - Carrier Bandwidth 20.0 MHz - Channel Position M - Measurement 99 % BW



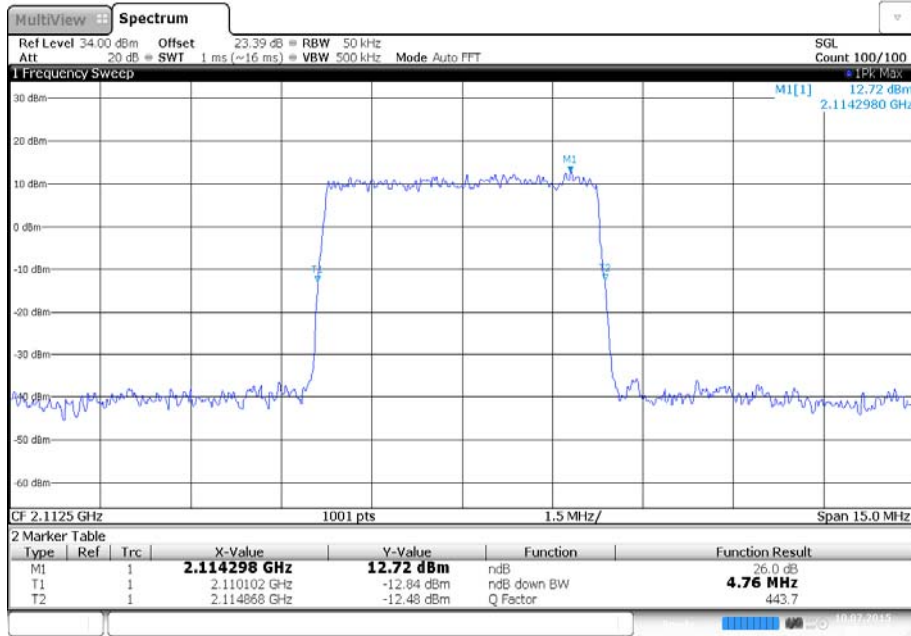
Date: 10.JUL.2015 14:06:42

Antenna A - Modulation 64QAM - Carrier Bandwidth 20.0 MHz - Channel Position T - Measurement 99 % BW



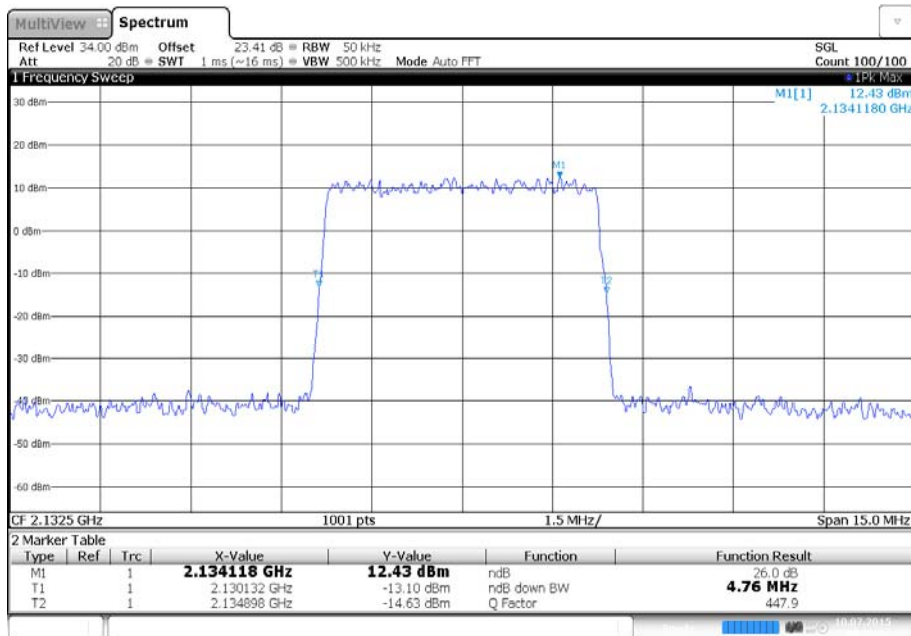
Date: 10.JUL.2015 14:08:04

Antenna A - Modulation 64QAM - Carrier Bandwidth 5.0 MHz - Channel Position B - Measurement -26 dB BW



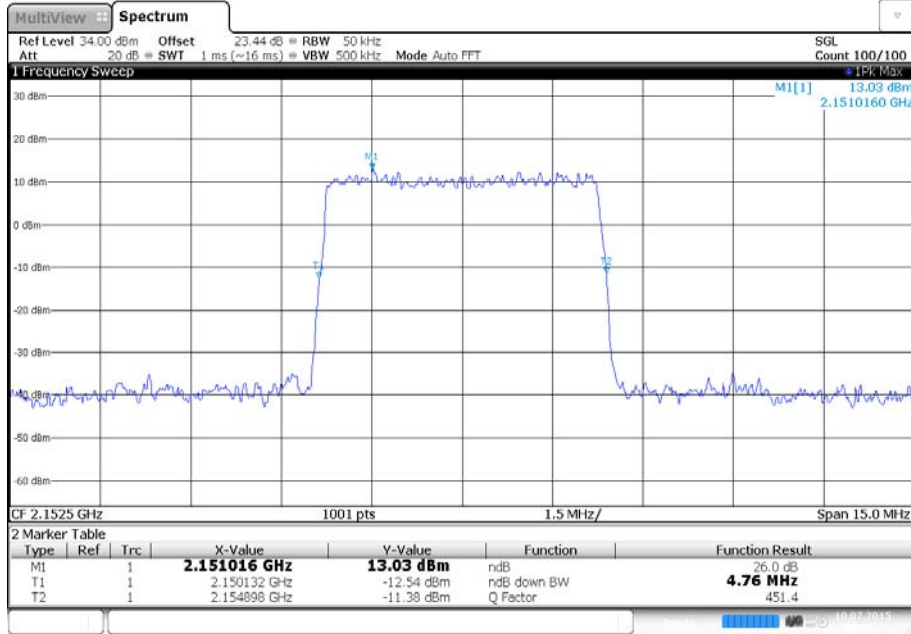
Date: 10.JUL.2015 08:50:15

Antenna A - Modulation 64QAM - Carrier Bandwidth 5.0 MHz - Channel Position M - Measurement -26 dB BW



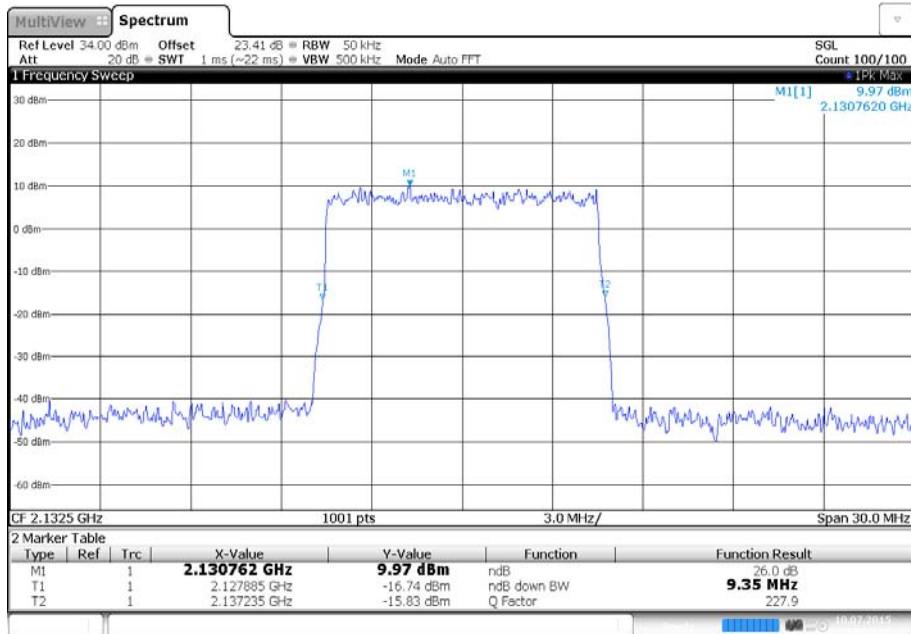
Date: 10.JUL.2015 08:51:34

Antenna A - Modulation 64QAM - Carrier Bandwidth 5.0 MHz - Channel Position T - Measurement -26 dB BW



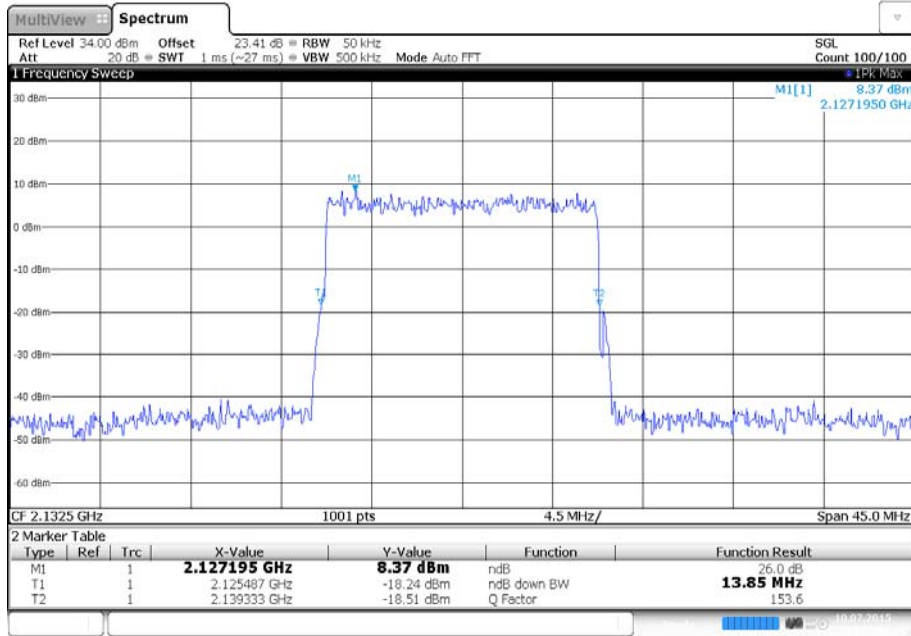
Date: 10.JUL.2015 08:52:52

Antenna A - Modulation 64QAM - Carrier Bandwidth 10.0 MHz - Channel Position M - Measurement -26 dB BW



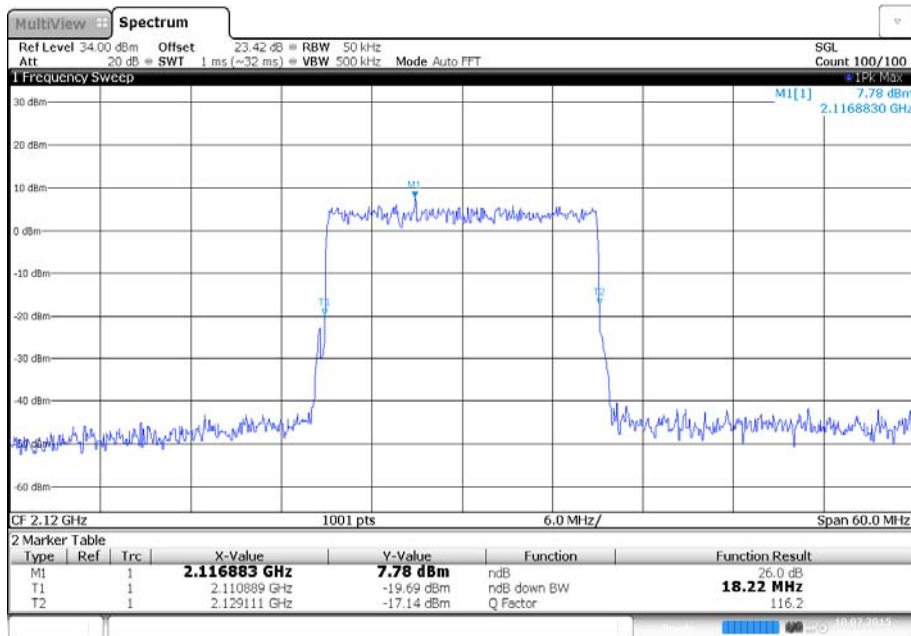
Date: 10.JUL.2015 10:34:20

Antenna A - Modulation 64QAM - Carrier Bandwidth 15.0 MHz - Channel Position M - Measurement -26 dB BW



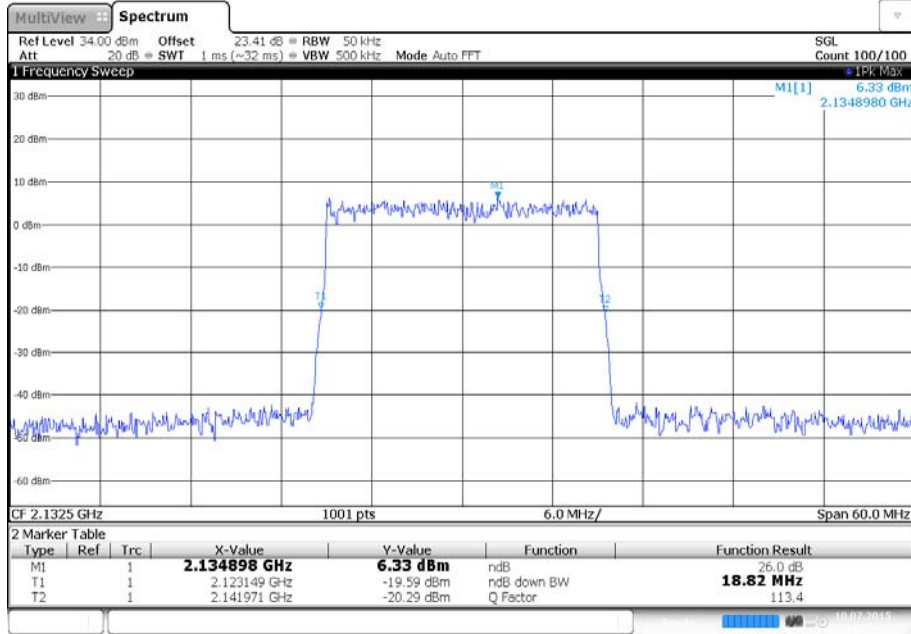
Date: 10.JUL.2015 12:20:06

Antenna A - Modulation 64QAM - Carrier Bandwidth 20.0 MHz - Channel Position B - Measurement -26 dB BW



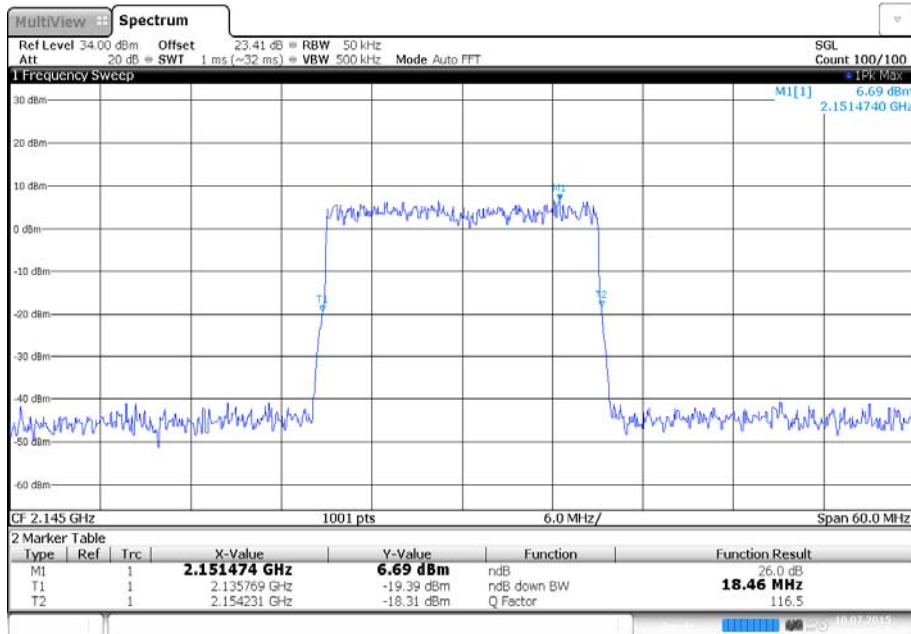
Date: 10.JUL.2015 14:05:34

Antenna A - Modulation 64QAM - Carrier Bandwidth 20.0 MHz - Channel Position M - Measurement -26 dB BW



Date: 10.JUL.2015 14:06:56

Antenna A - Modulation 64QAM - Carrier Bandwidth 20.0 MHz - Channel Position T - Measurement -26 dB BW



Date: 10.JUL.2015 14:08:18

2.3 BAND EDGE

2.3.1 Specification Reference

FCC CFR 47 Part 2, Clause 2.1051
 FCC CFR 47 Part 27, Clause 27.53
 Industry Canada RSS-139, Clause 6.5

2.3.2 Date of Test and Modification State

07 and 08 July 2015 - Modification State 0

2.3.3 Test Equipment Used

The major items of test equipment used for the above tests are identified in Section 3.1.

2.3.4 Environmental Conditions

Ambient Temperature 22.8 - 23.1°C
 Relative Humidity 35.6 - 39.1%

2.3.5 Test Method

All measurements were made in accordance with FCC KDB 971168 D01.

Each antenna port has been declared as being equivalent, therefore measurements were made on one antenna port only. To account for this, the limit was tightened by $10 * \text{Log}(N)$, where N is equal to the number of MIMO antenna ports.

For single carrier, the limit was calculated as being $-13 \text{ dBm} - 10 * \text{Log}(4) = -19 \text{ dBm}$.

For dual carrier, the limit was calculated as being $-13 \text{ dBm} - 10 * \text{Log}(2) = -16 \text{ dBm}$.

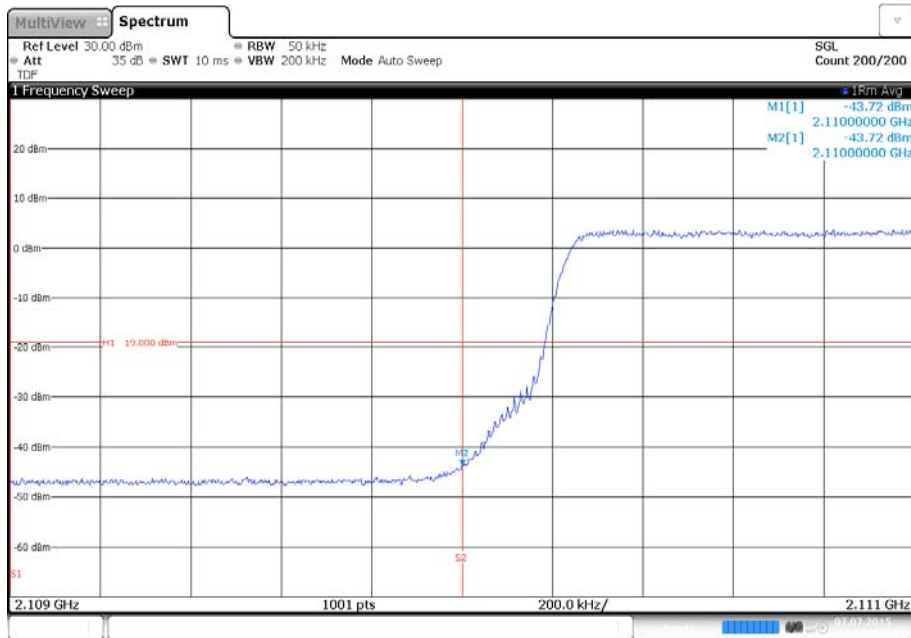
2.3.6 Test Results

Configuration A

Maximum Output Power 24 dBm

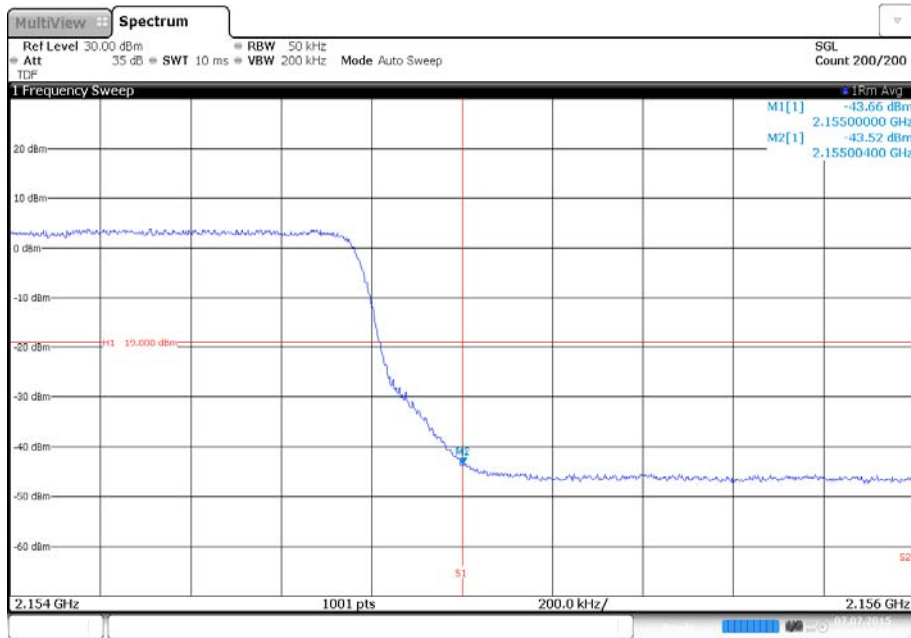
Modulation	Carrier Bandwidth	Band Edge (MHz)	
		Channel Position B	Channel Position T
QPSK	5.0 MHz	2,112.50	2,152.50
QPSK	10.0 MHz	2,115.00	2,150.00
QPSK	15.0 MHz	2,117.50	2,147.50
QPSK	20.0 MHz	2,120.00	2,145.00

Antenna A - Modulation QPSK - Carrier Bandwidth 5.0 MHz - Channel Position B



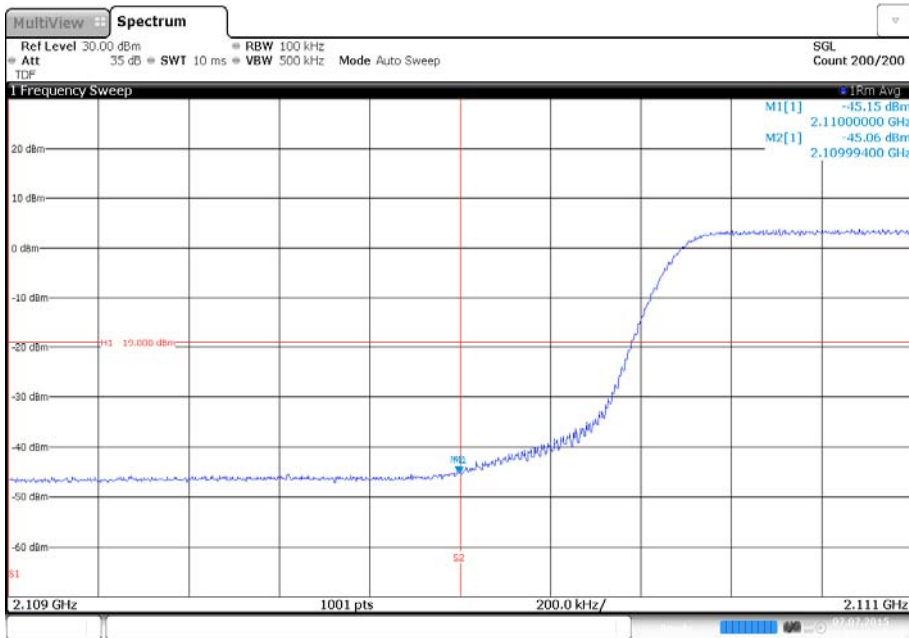
Date: 7.JUL.2015 13:35:50

Antenna A - Modulation QPSK - Carrier Bandwidth 5.0 MHz - Channel Position T



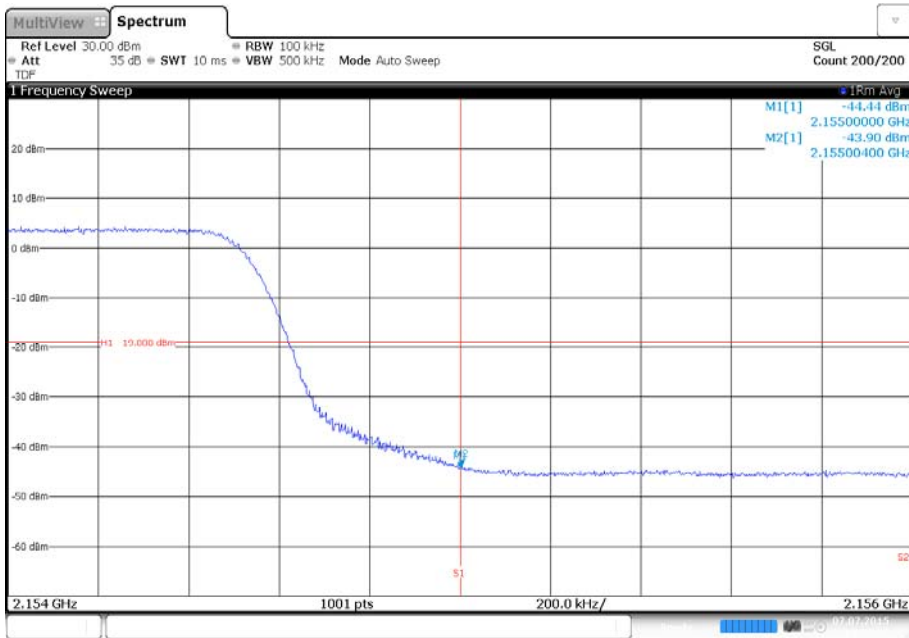
Date: 7.JUL.2015 13:37:04

Antenna A - Modulation QPSK - Carrier Bandwidth 10.0 MHz - Channel Position B



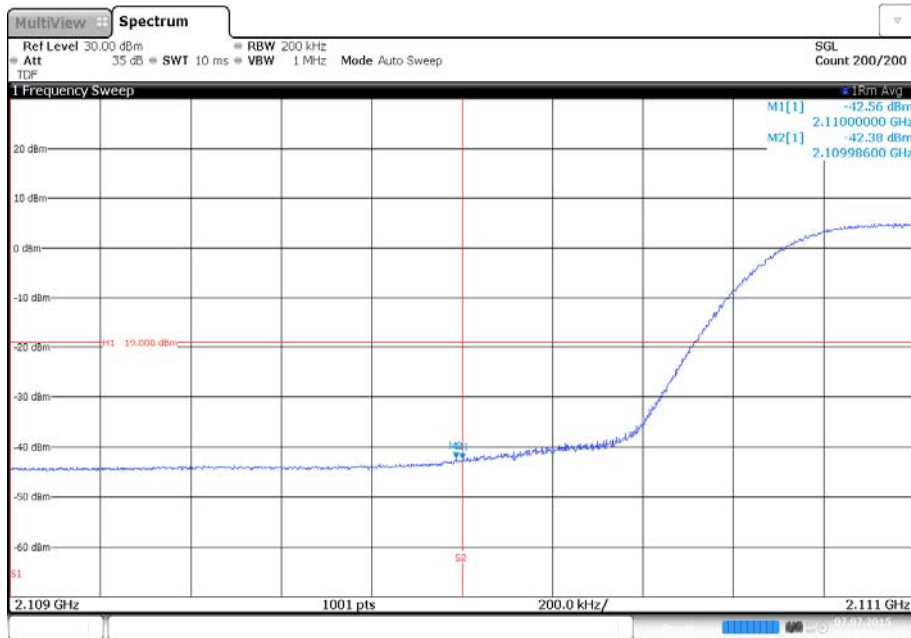
Date: 7.JUL.2015 14:16:19

Antenna A - Modulation QPSK - Carrier Bandwidth 10.0 MHz - Channel Position T



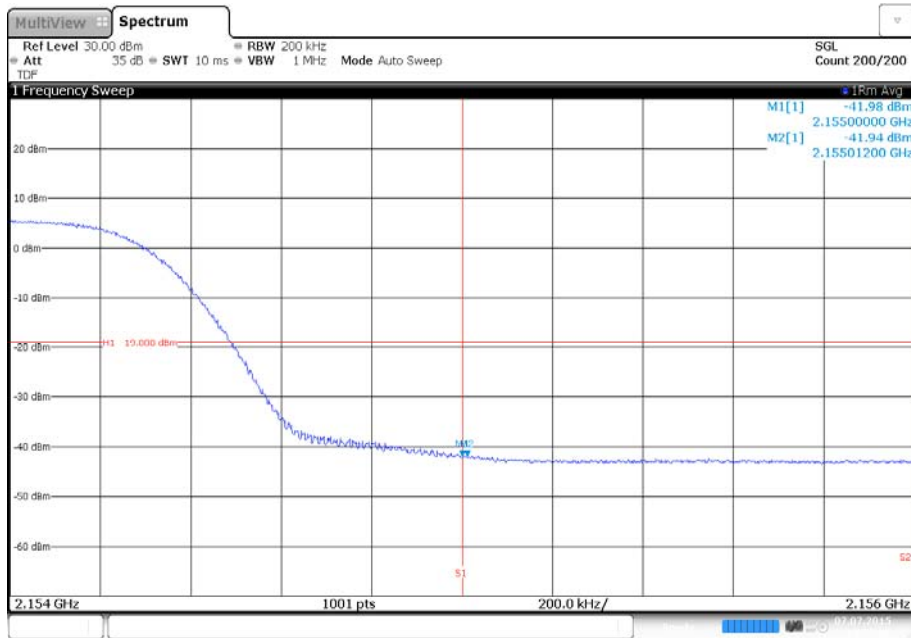
Date: 7.JUL.2015 14:17:35

Antenna A - Modulation QPSK - Carrier Bandwidth 15.0 MHz - Channel Position B



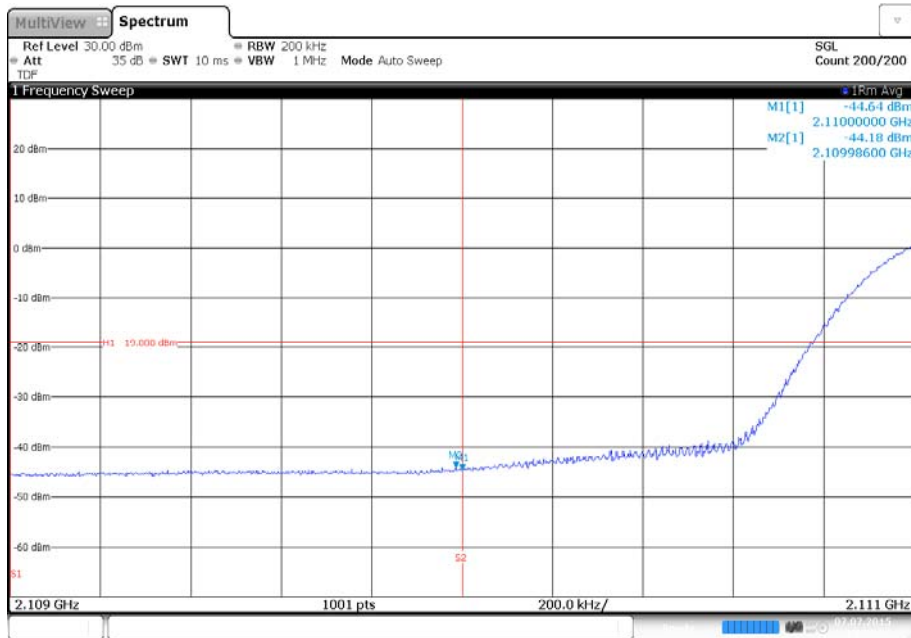
Date: 7.JUL.2015 14:56:52

Antenna A - Modulation QPSK - Carrier Bandwidth 15.0 MHz - Channel Position T



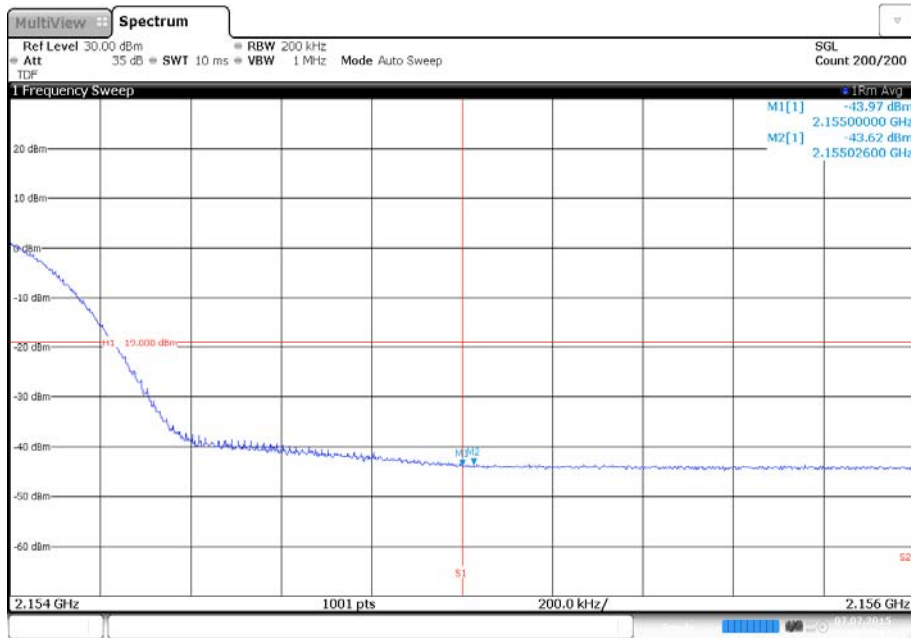
Date: 7.JUL.2015 14:58:07

Antenna A - Modulation QPSK - Carrier Bandwidth 20.0 MHz - Channel Position B



Date: 7.JUL.2015 15:37:26

Antenna A - Modulation QPSK - Carrier Bandwidth 20.0 MHz - Channel Position T



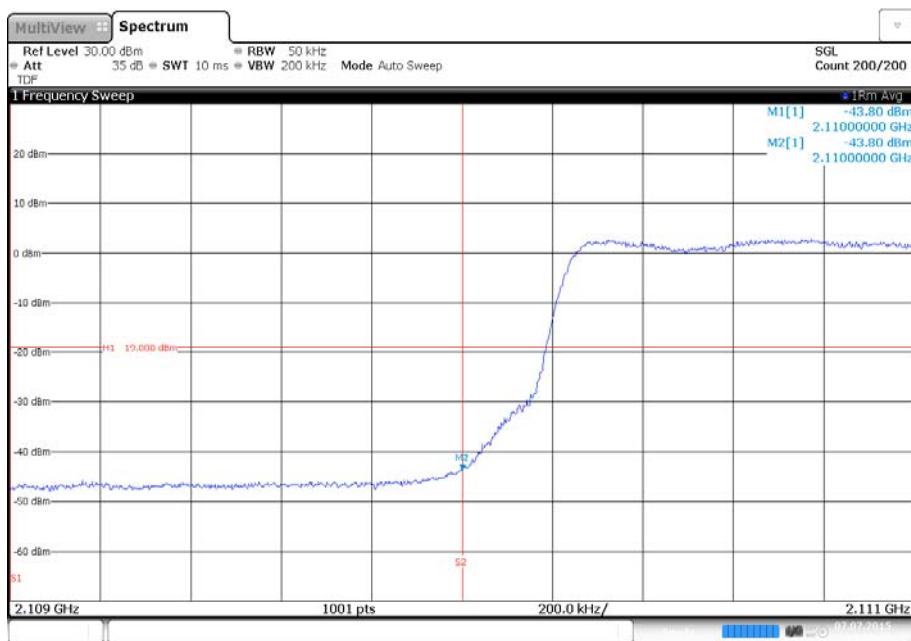
Date: 7.JUL.2015 15:38:41

Configuration A

Maximum Output Power 24 dBm

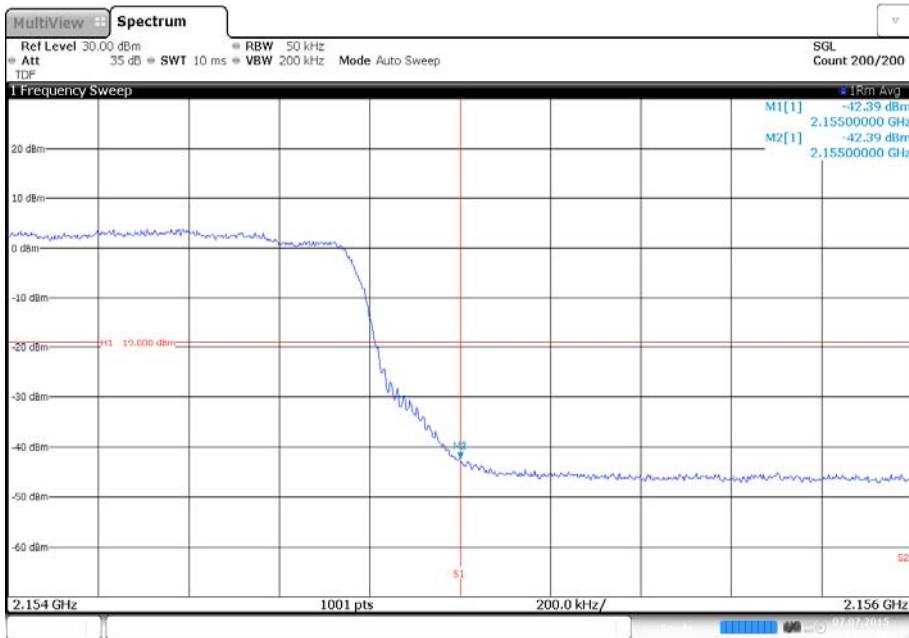
Modulation	Carrier Bandwidth	Band Edge (MHz)	
		Channel Position B	Channel Position T
16QAM	5.0 MHz	2,112.50	2,152.50
16QAM	10.0 MHz	2,115.00	2,150.00
16QAM	15.0 MHz	2,117.50	2,147.50
16QAM	20.0 MHz	2,120.00	2,145.00

Antenna A - Modulation 16QAM - Carrier Bandwidth 5.0 MHz - Channel Position B



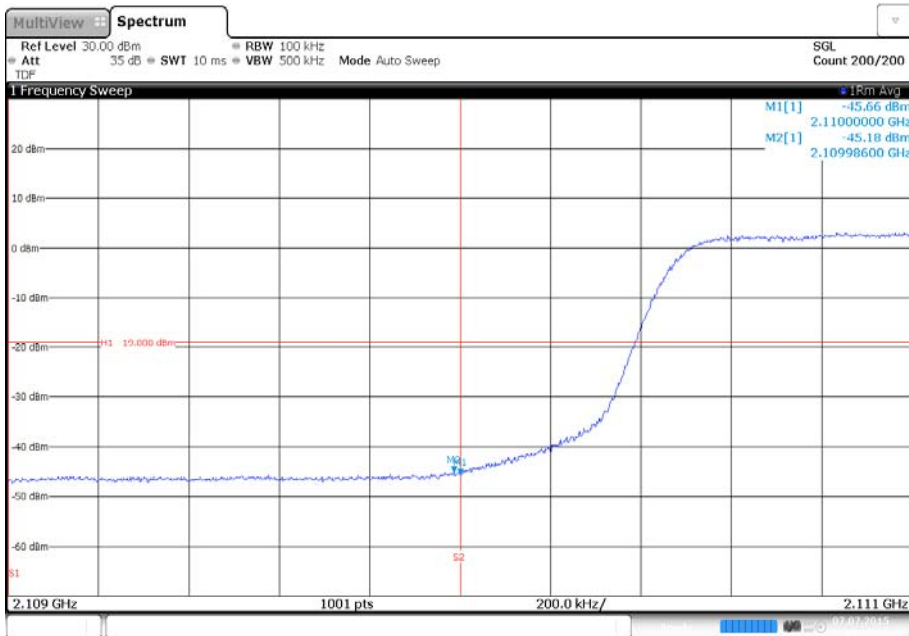
Date: 7.JUL.2015 14:02:50

Antenna A - Modulation 16QAM - Carrier Bandwidth 5.0 MHz - Channel Position T



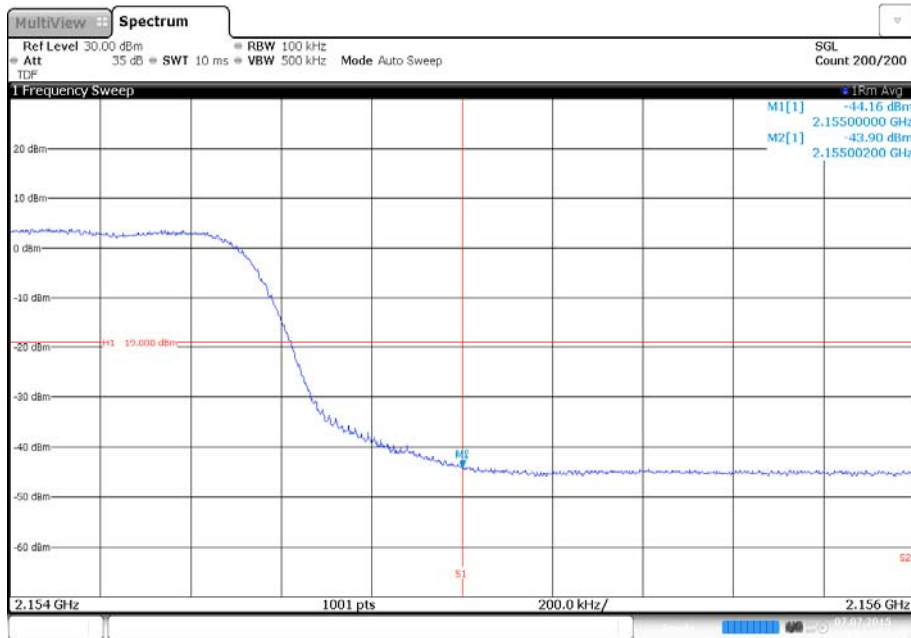
Date: 7.JUL.2015 14:04:06

Antenna A - Modulation 16QAM - Carrier Bandwidth 10.0 MHz - Channel Position B



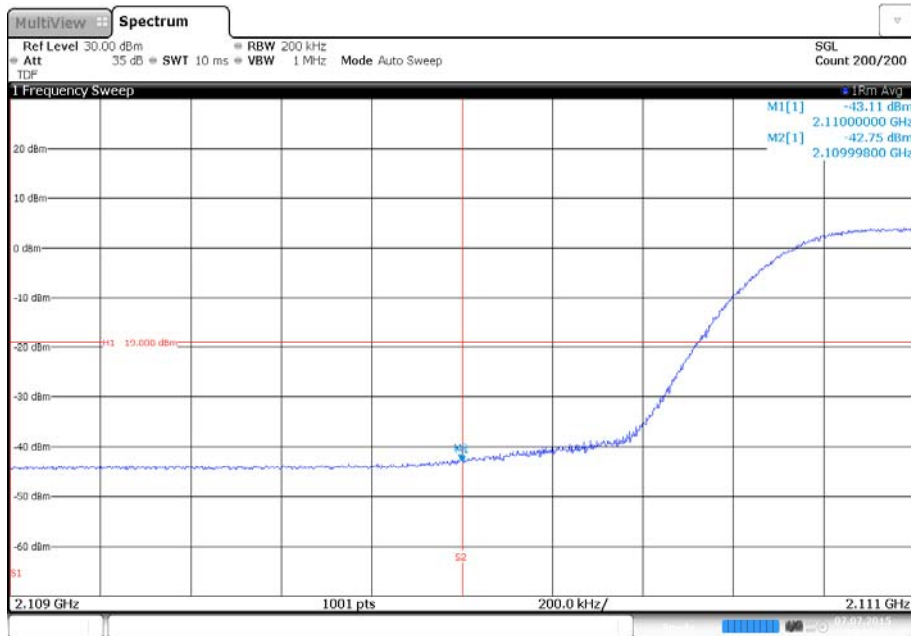
Date: 7.JUL.2015 14:43:20

Antenna A - Modulation 16QAM - Carrier Bandwidth 10.0 MHz - Channel Position T



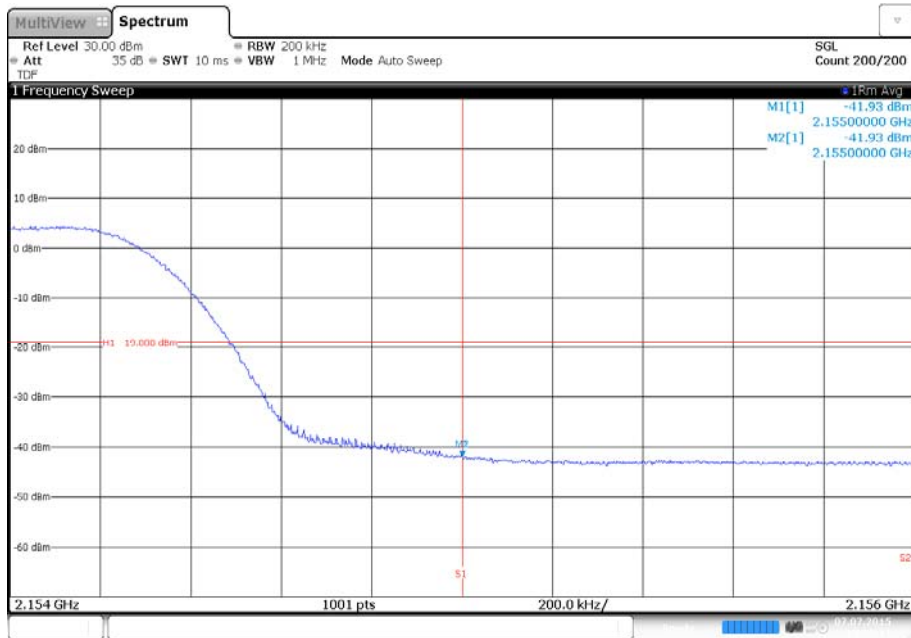
Date: 7.JUL.2015 14:44:35

Antenna A - Modulation 16QAM - Carrier Bandwidth 15.0 MHz - Channel Position B



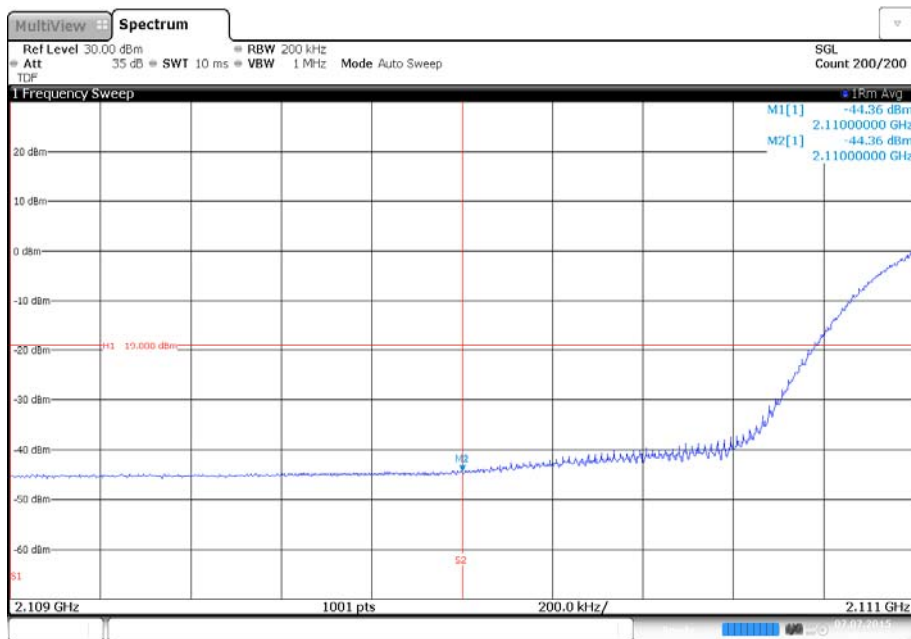
Date: 7.JUL.2015 15:23:56

Antenna A - Modulation 16QAM - Carrier Bandwidth 15.0 MHz - Channel Position T



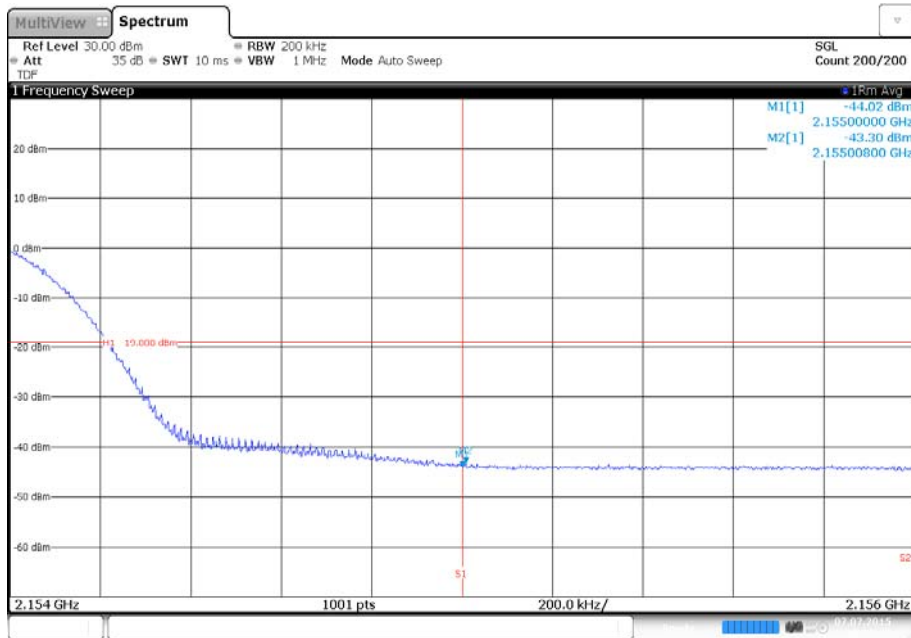
Date: 7.JUL.2015 15:25:11

Antenna A - Modulation 16QAM - Carrier Bandwidth 20.0 MHz - Channel Position B



Date: 7.JUL.2015 16:04:33

Antenna A - Modulation 16QAM - Carrier Bandwidth 20.0 MHz - Channel Position T



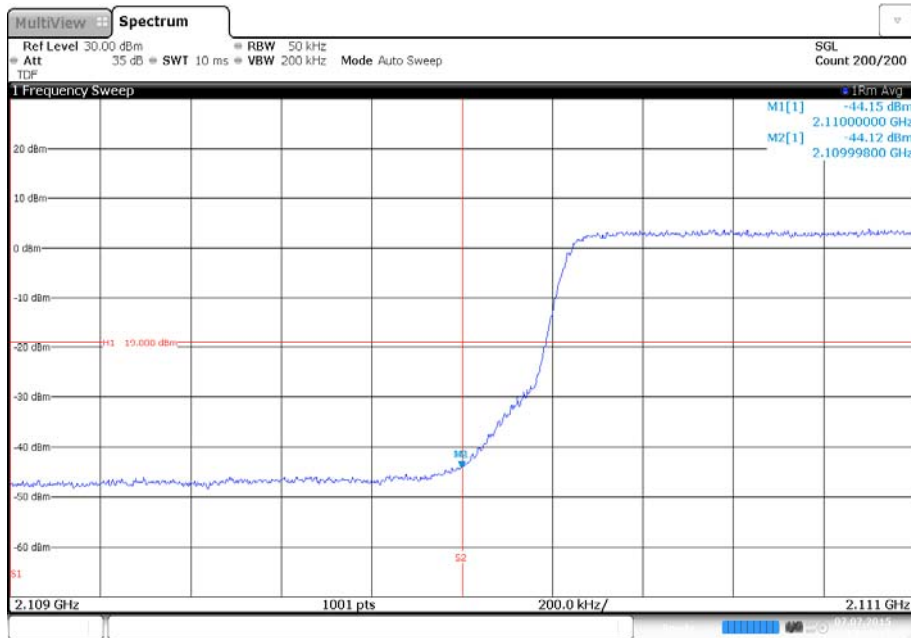
Date: 7.JUL.2015 16:05:49

Configuration A

Maximum Output Power 24 dBm

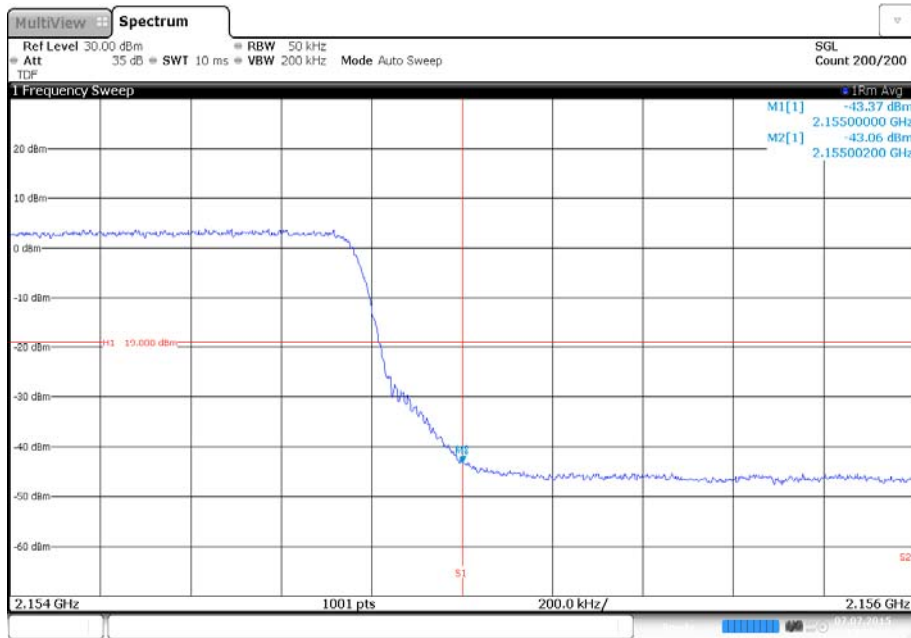
Modulation	Carrier Bandwidth	Band Edge (MHz)	
		Channel Position B	Channel Position T
64QAM	5.0 MHz	2,112.50	2,152.50
64QAM	10.0 MHz	2,115.00	2,150.00
64QAM	15.0 MHz	2,117.50	2,147.50
64QAM	20.0 MHz	2,120.00	2,145.00

Antenna A - Modulation 64QAM - Carrier Bandwidth 5.0 MHz - Channel Position B



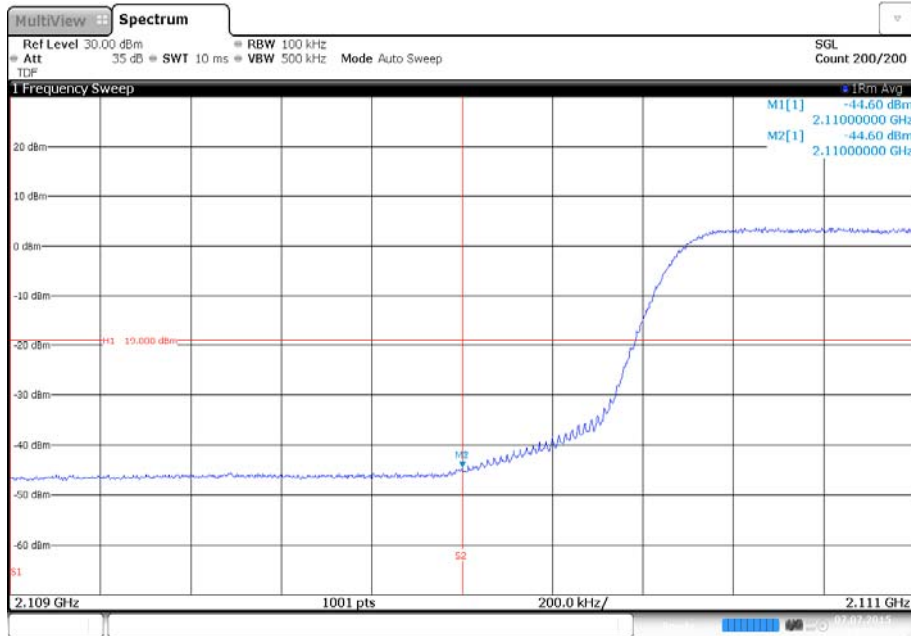
Date: 7.JUL.2015 13:49:16

Antenna A - Modulation 64QAM - Carrier Bandwidth 5.0 MHz - Channel Position T



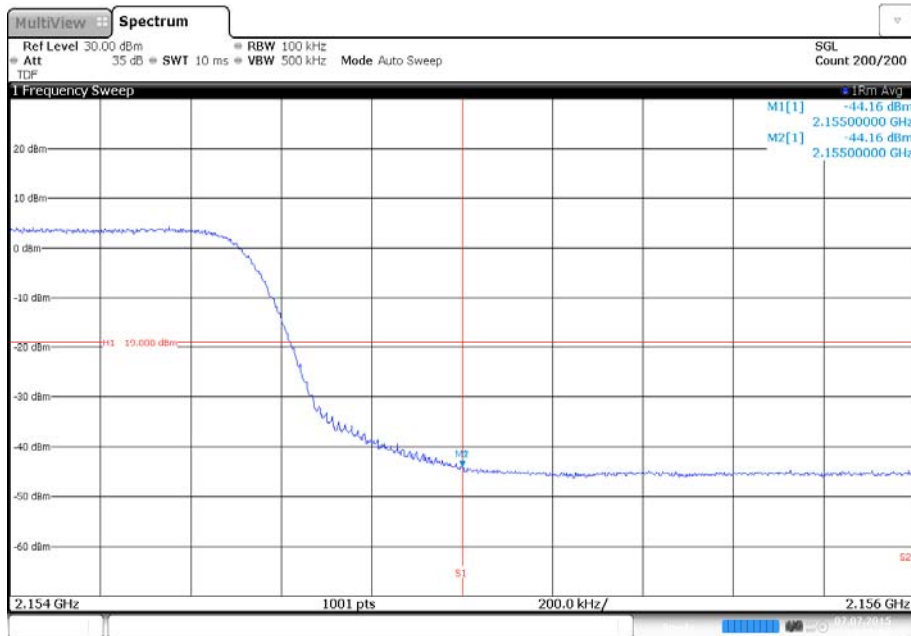
Date: 7.JUL.2015 13:50:31

Antenna A - Modulation 64QAM - Carrier Bandwidth 10.0 MHz - Channel Position B



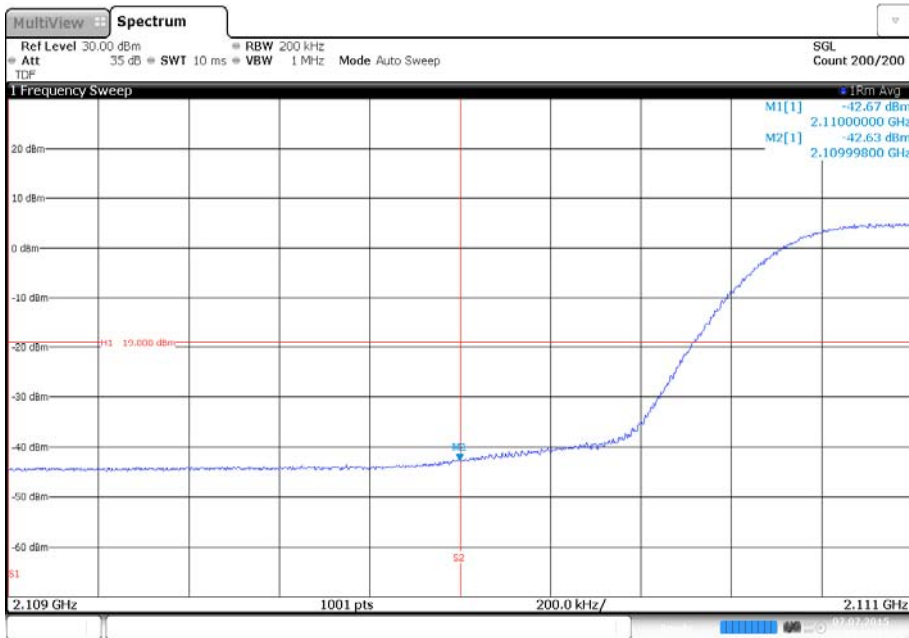
Date: 7.JUL.2015 14:29:50

Antenna A - Modulation 64QAM - Carrier Bandwidth 10.0 MHz - Channel Position T



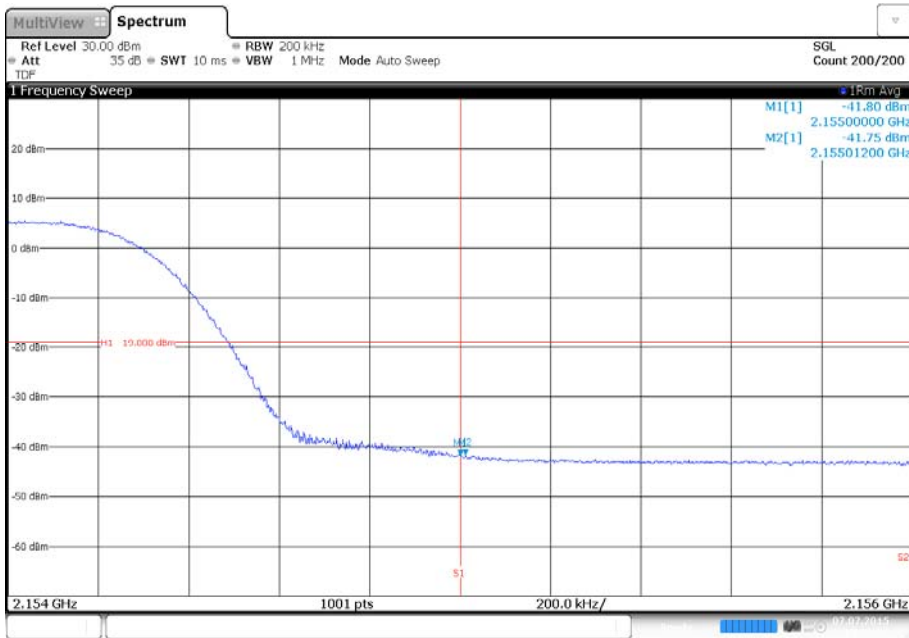
Date: 7.JUL.2015 14:31:04

Antenna A - Modulation 64QAM - Carrier Bandwidth 15.0 MHz - Channel Position B



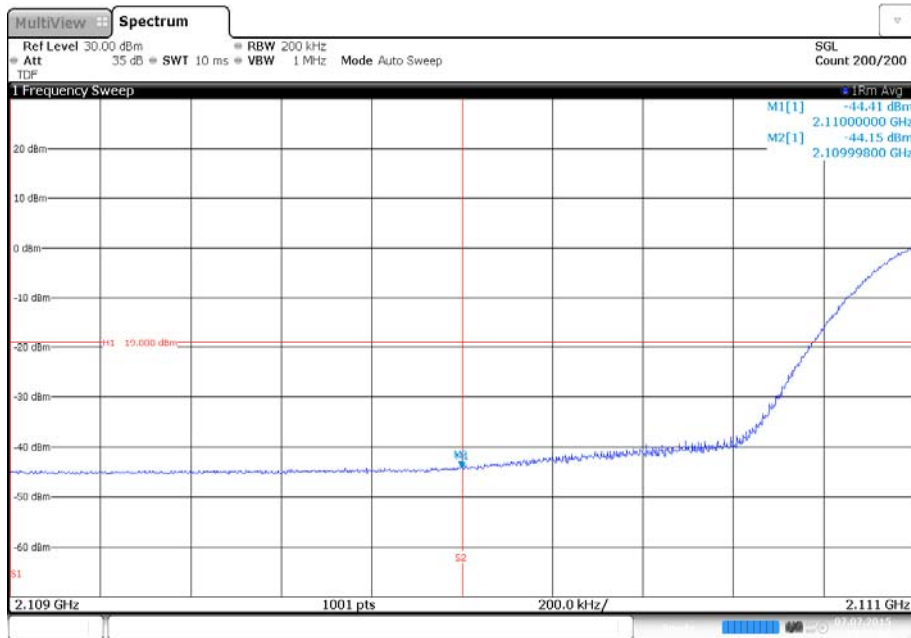
Date: 7.JUL.2015 15:10:21

Antenna A - Modulation 64QAM - Carrier Bandwidth 15.0 MHz - Channel Position T



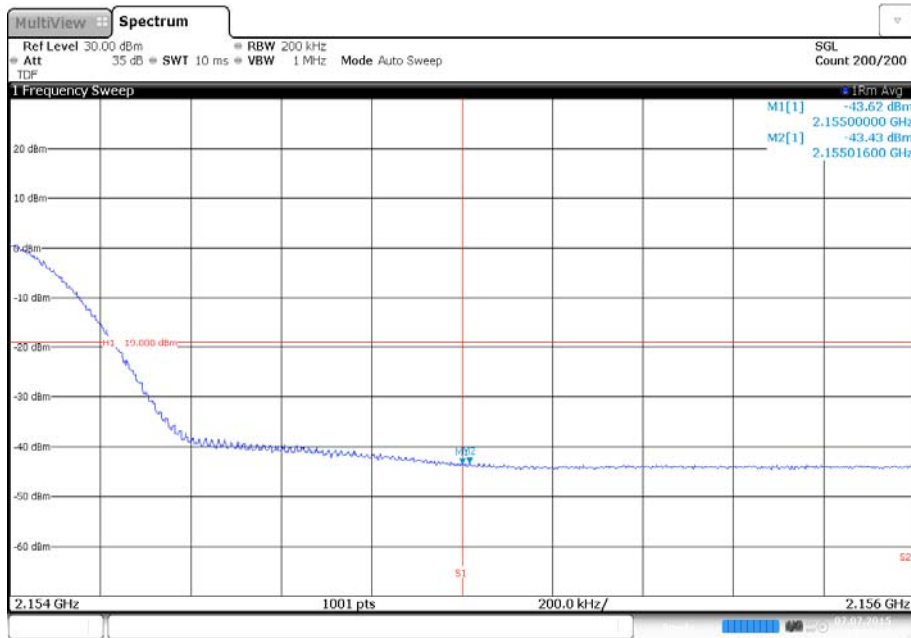
Date: 7.JUL.2015 15:11:36

Antenna A - Modulation 64QAM - Carrier Bandwidth 20.0 MHz - Channel Position B



Date: 7.JUL.2015 15:51:05

Antenna A - Modulation 64QAM - Carrier Bandwidth 20.0 MHz - Channel Position T



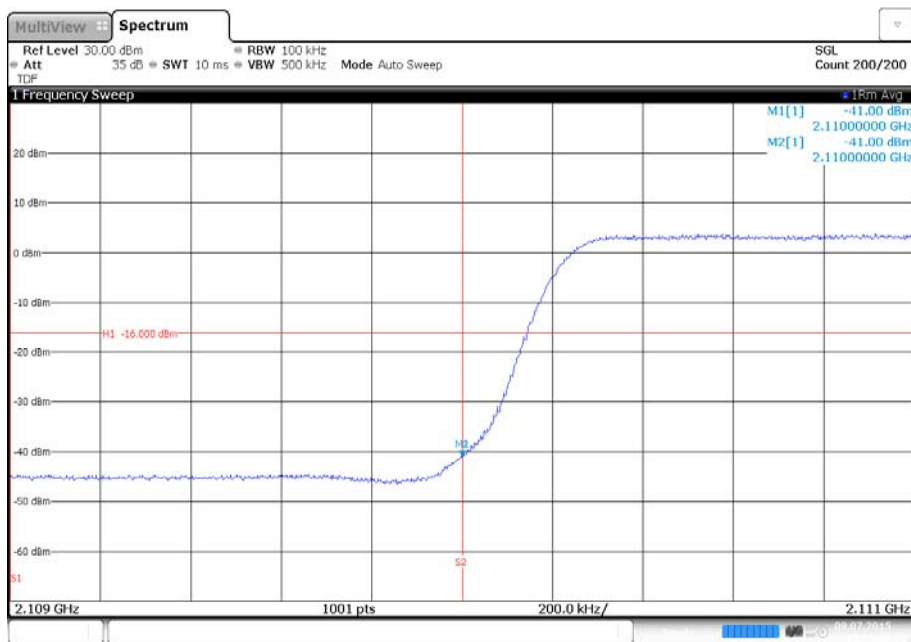
Date: 7.JUL.2015 15:52:20

Configuration B

Maximum Output Power 21 dBm, Dual Carrier

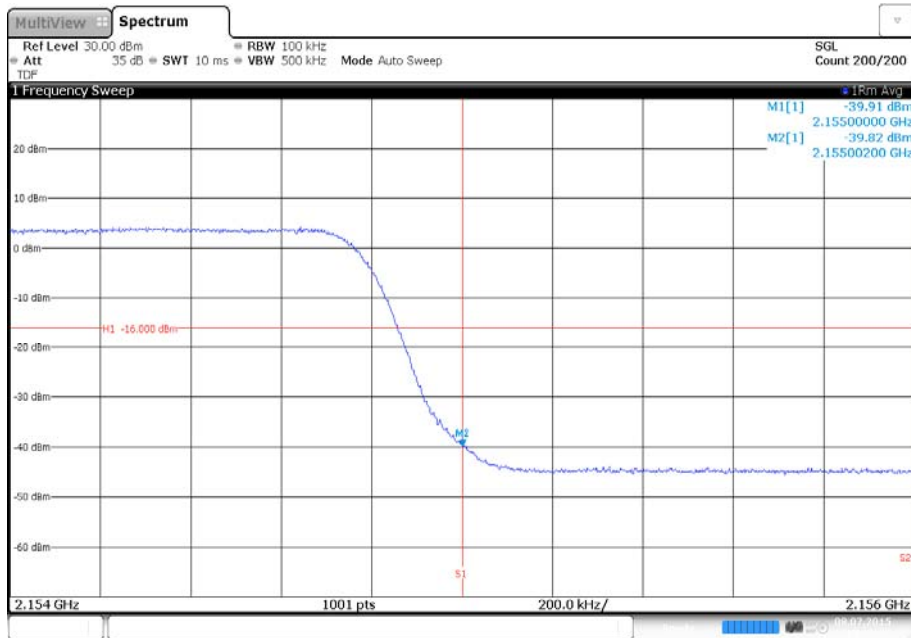
Modulation	Carrier Bandwidth	Band Edge (MHz)	
		Channel Position B	Channel Position T
QPSK	5.0 MHz	2,112.50	2,152.50
QPSK	20.0 MHz	2,120.00	2,145.00

Antenna A - Modulation QPSK - Carrier Bandwidth 5.0 MHz - Channel Position B



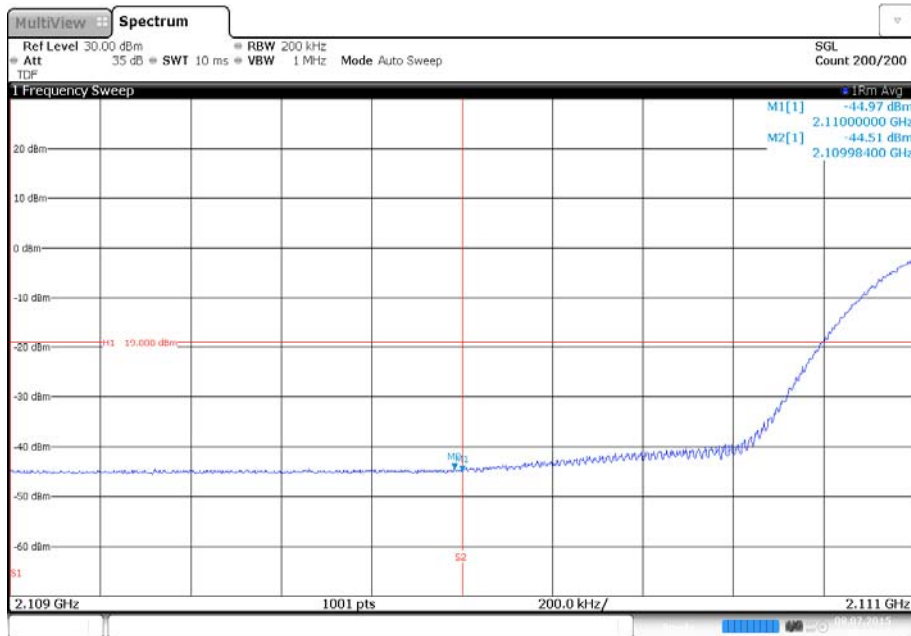
Date: 8 JUL 2015 15:40:44

Antenna A - Modulation QPSK - Carrier Bandwidth 5.0 MHz - Channel Position T



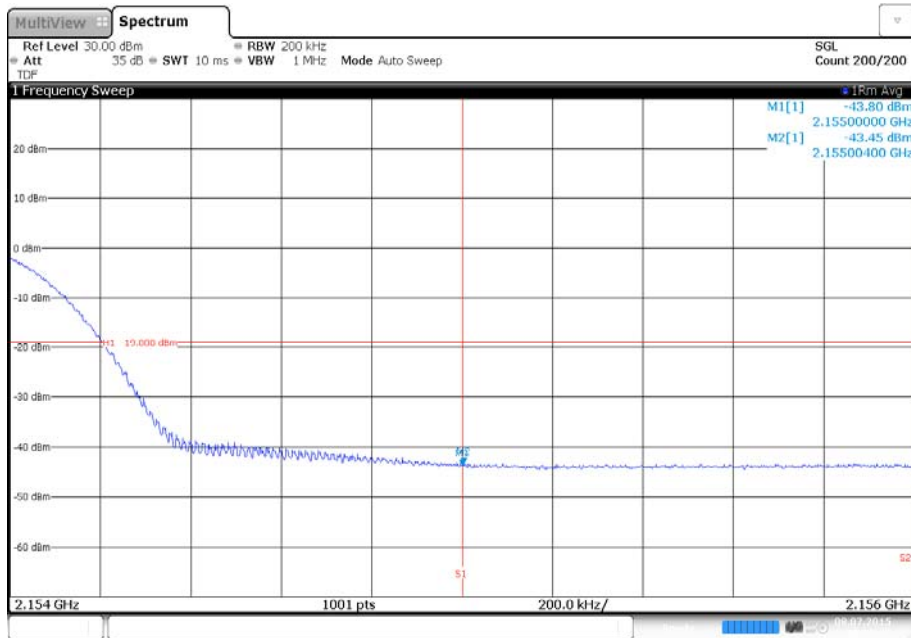
Date: 8 JUL 2015 15:41:52

Antenna A - Modulation QPSK - Carrier Bandwidth 20.0 MHz - Channel Position B



Date: 8 JUL 2015 20:19:35

Antenna A - Modulation QPSK - Carrier Bandwidth 20.0 MHz - Channel Position T



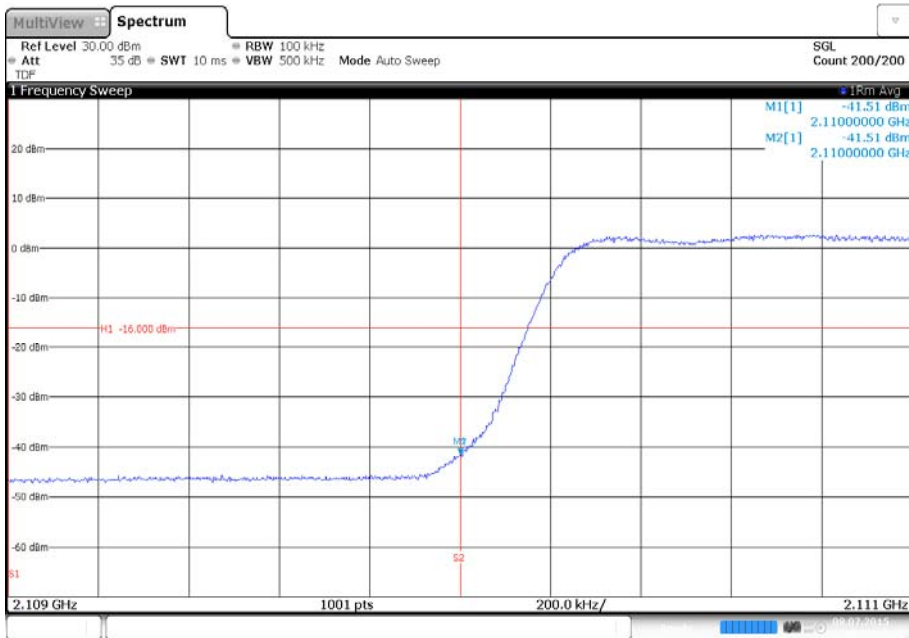
Date: 8 JUL 2015 20:20:43

Configuration B

Maximum Output Power 21 dBm

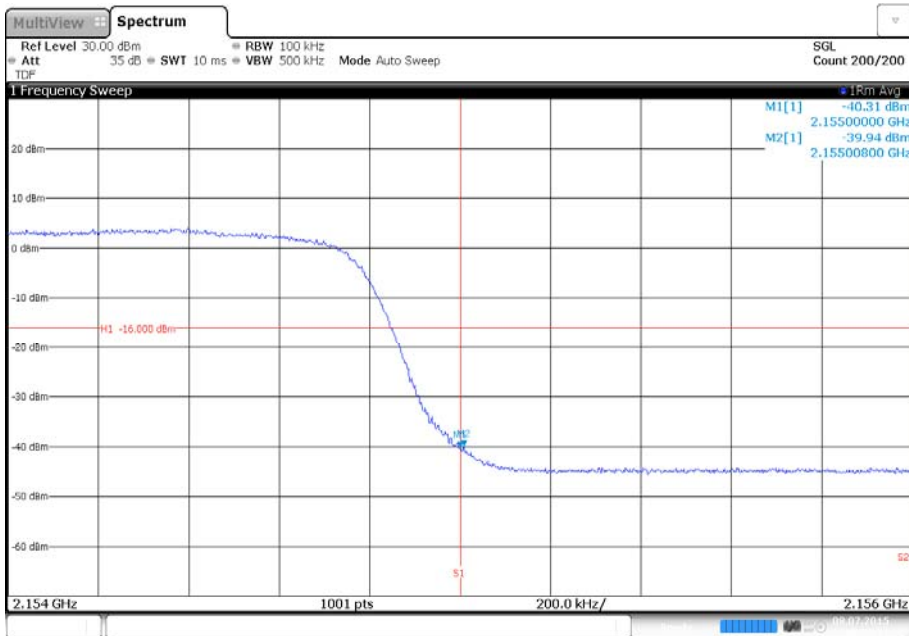
Modulation	Carrier Bandwidth	Band Edge (MHz)	
		Channel Position B	Channel Position T
16QAM	5.0 MHz	2,112.50	2,152.50
16QAM	20.0 MHz	2,120.00	2,145.00

Antenna A - Modulation 16QAM - Carrier Bandwidth 5.0 MHz - Channel Position B



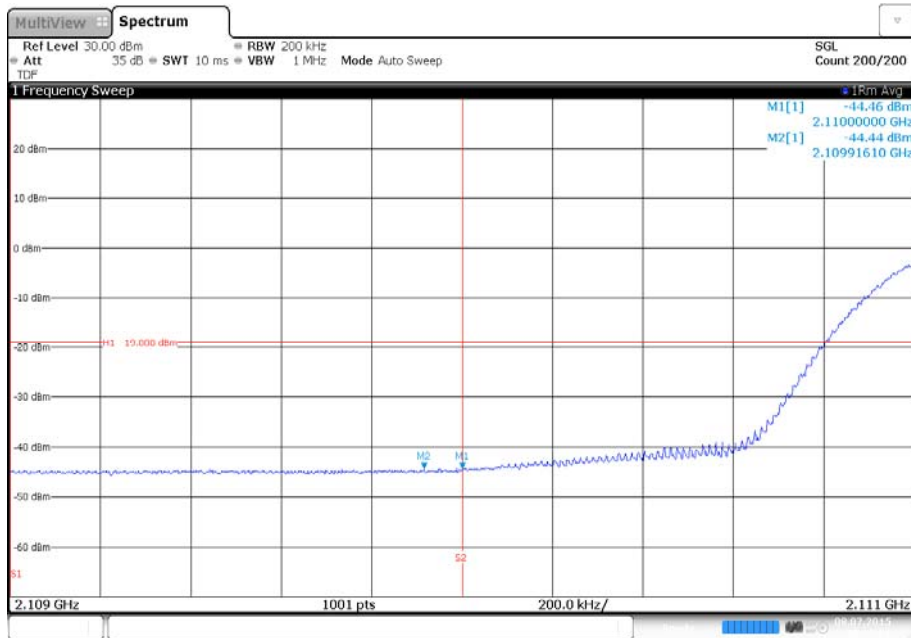
Date: 8 JUL 2015 16:06:12

Antenna A - Modulation 16QAM - Carrier Bandwidth 5.0 MHz - Channel Position T



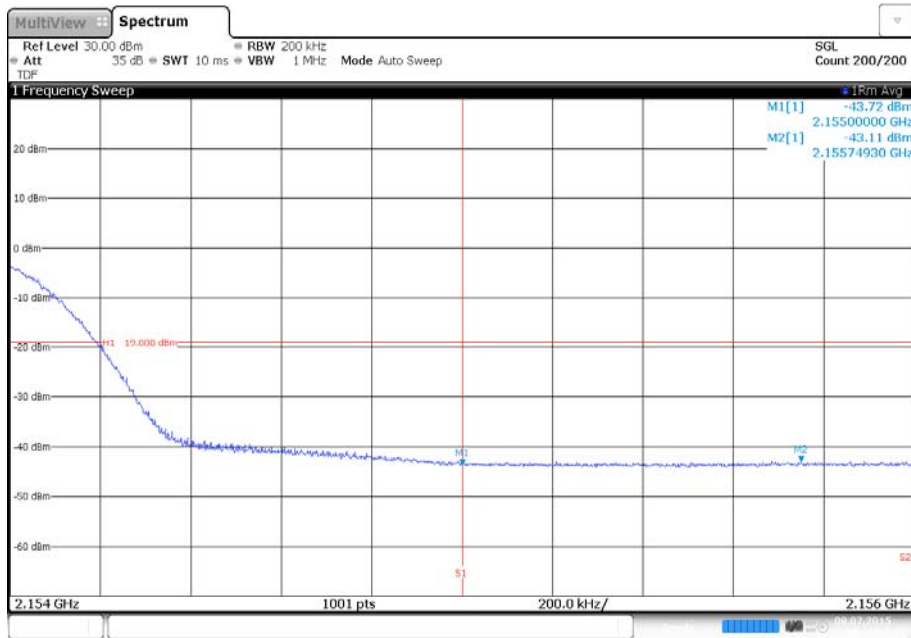
Date: 8 JUL 2015 16:07:21

Antenna A - Modulation 16QAM - Carrier Bandwidth 20.0 MHz - Channel Position B



Date: 8 JUL 2015 20:45:02

Antenna A - Modulation 16QAM - Carrier Bandwidth 20.0 MHz - Channel Position T



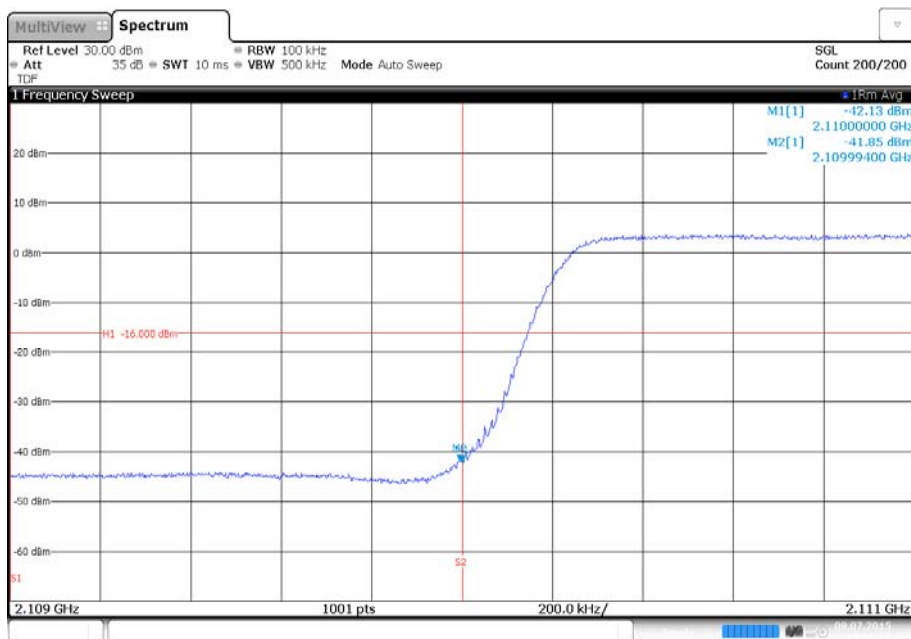
Date: 8 JUL 2015 20:46:10

Configuration B

Maximum Output Power 21 dBm

Modulation	Carrier Bandwidth	Band Edge (MHz)	
		Channel Position B	Channel Position T
64QAM	5.0 MHz	2,112.50	2,152.50
64QAM	20.0 MHz	2,120.00	2,145.00

Antenna A - Modulation 64QAM - Carrier Bandwidth 5.0 MHz - Channel Position B



Date: 8 JUL 2015 15:53:28