

Test data, continued



Figure 8.5-51: Conducted spurious emissions of CDMA low channel, single carrier operation



Figure 8.5-52: Conducted spurious emissions of CDMA mid channel, single carrier operation



Figure 8.5-53: Conducted spurious emissions of CDMA top channel, single carrier operation

Test data, continued



Figure 8.5-54: Conducted spurious emissions of WCDMA low channel, single carrier operation

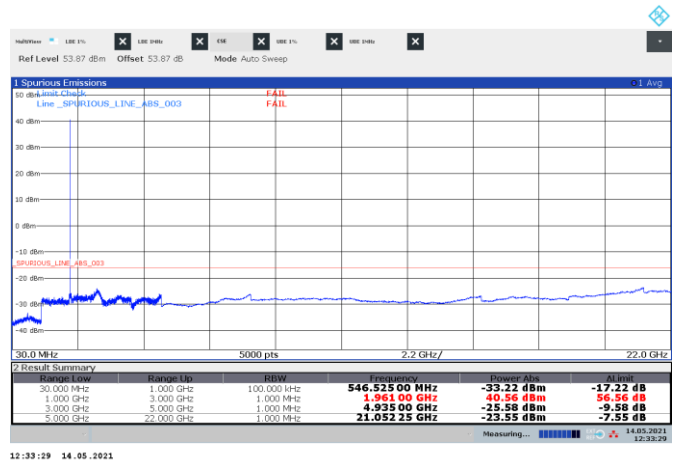


Figure 8.5-55: Conducted spurious emissions of WCDMA mid channel, single carrier operation

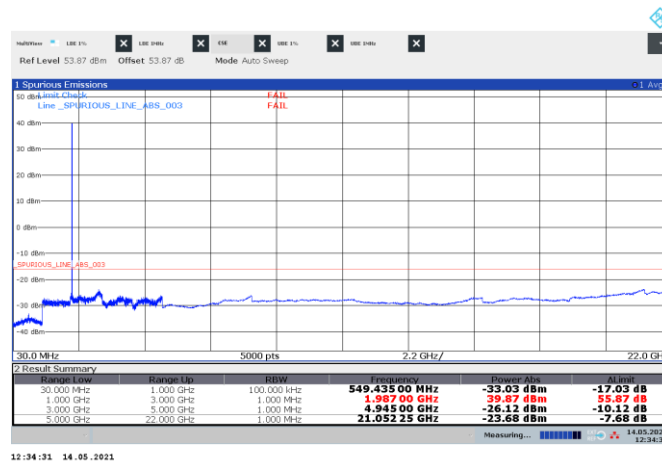


Figure 8.5-56: Conducted spurious emissions of WCDMA top channel, single carrier operation

Test data, continued

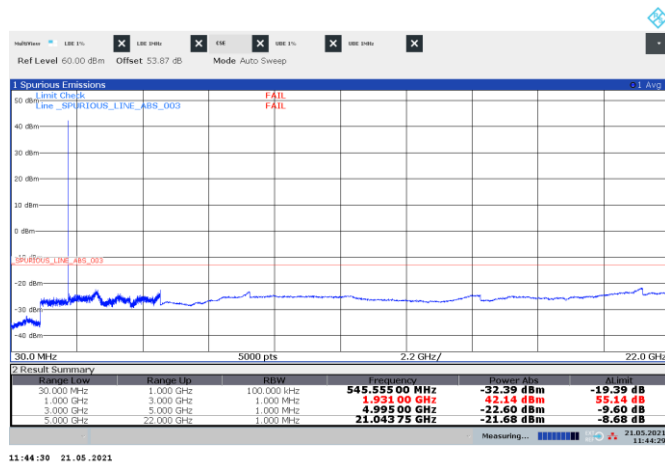


Figure 8.5-57: Conducted spurious emissions of GSM low channel, single carrier operation

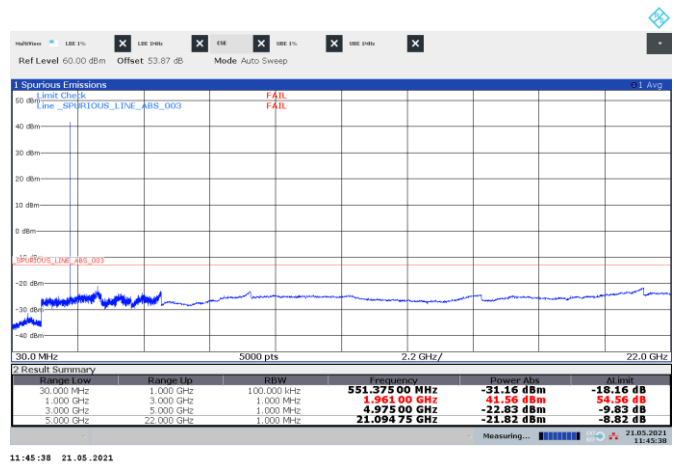


Figure 8.5-58: Conducted spurious emissions of GSM mid channel, single carrier operation

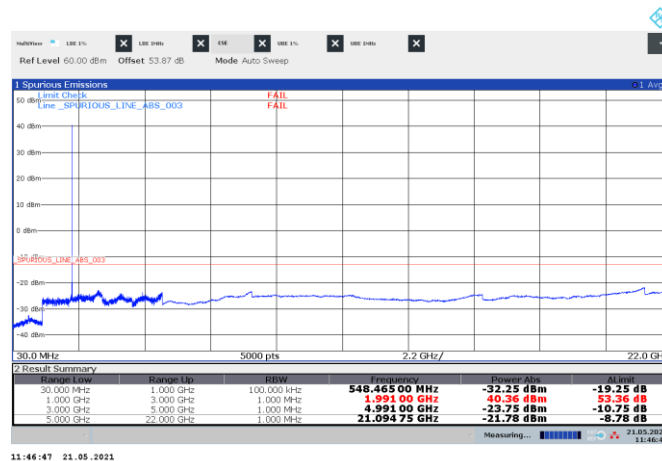


Figure 8.5-59: Conducted spurious emissions of GSM top channel, single carrier operation

Test data, continued



Figure 8.5-60: Conducted spurious emissions of CDMA + 4xNR 5 MHz + LTE 5 MHz contiguous bottom channels, multi-RAT carrier operation

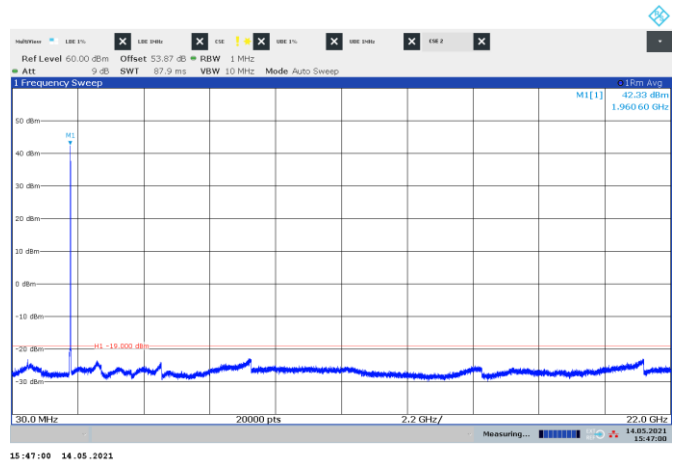


Figure 8.5-61: Conducted spurious emissions of CDMA + 4xNR 5 MHz + LTE 5 MHz contiguous mid channels, multi-RAT carrier operation

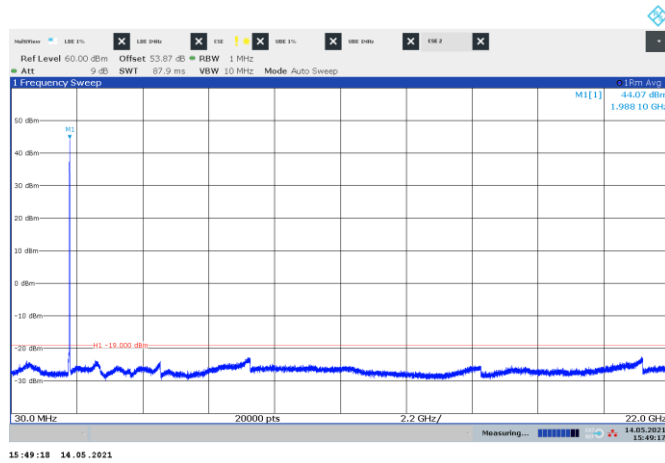


Figure 8.5-62: Conducted spurious emissions of CDMA + 4xNR 5 MHz + LTE 5 MHz contiguous top channels, multi-RAT carrier operation

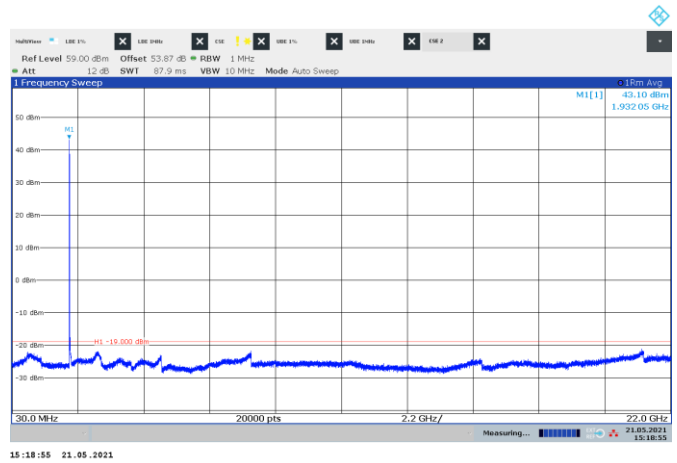


Figure 8.5-63: Conducted spurious emissions of CDMA + LTE 10 MHz + NR 5 MHz contiguous bottom channels, multi-RAT carrier operation

Test data, continued

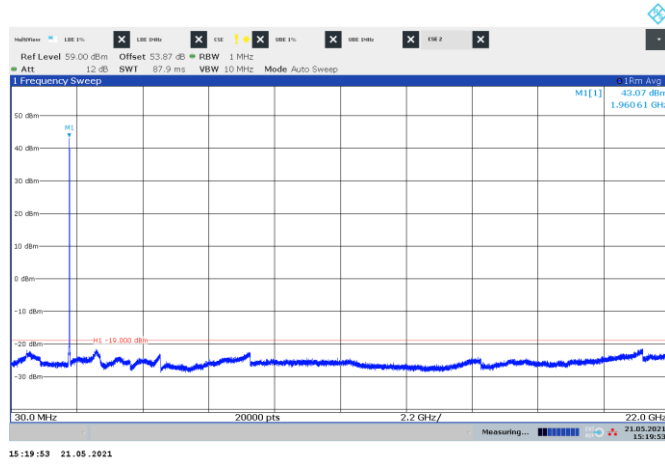


Figure 8.5-64: Conducted spurious emissions of CDMA + LTE 10 MHz + NR 5 MHz contiguous mid channels, multi-RAT carrier operation

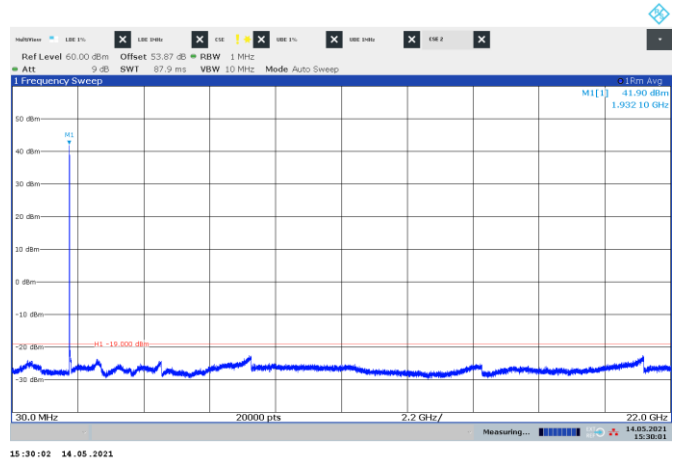


Figure 8.5-65: Conducted spurious emissions of CDMA + LTE 15 MHz contiguous bottom channels, multi-RAT carrier operation

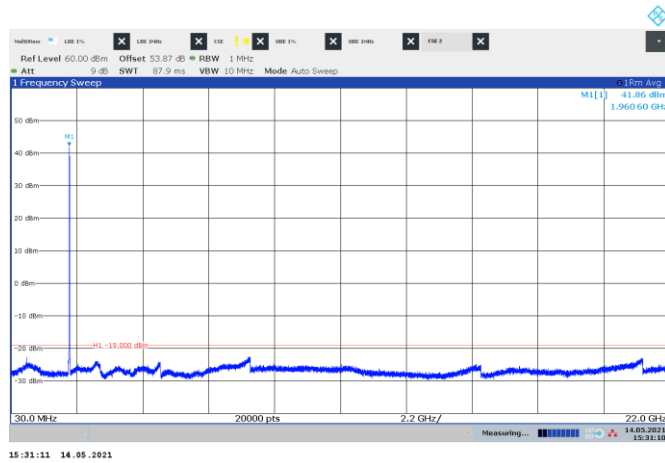


Figure 8.5-66: Conducted spurious emissions of CDMA + LTE 15 MHz contiguous mid channels, multi-RAT carrier operation

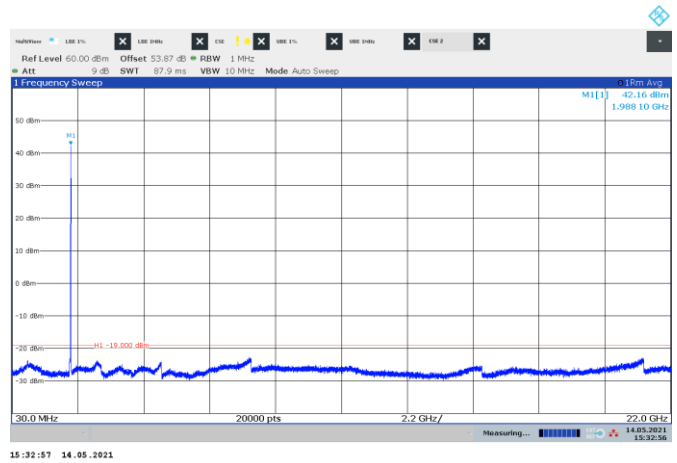


Figure 8.5-67: Conducted spurious emissions of CDMA + LTE 15 MHz contiguous top channels, multi-RAT carrier operation

Test data, continued

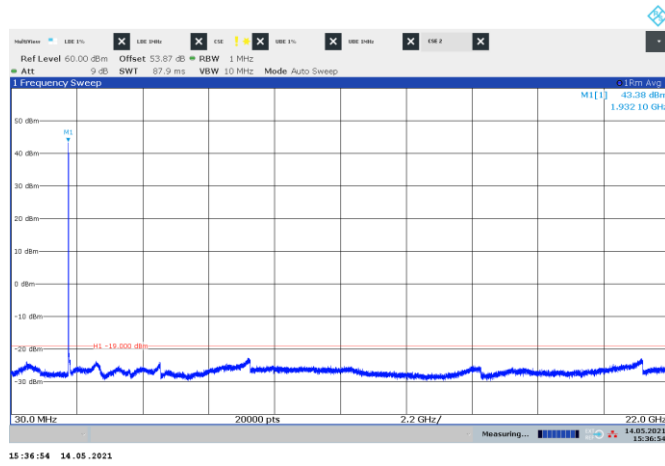


Figure 8.5-68: Conducted spurious emissions of CDMA + NR 15 MHz contiguous bottom channels, multi-RAT carrier operation

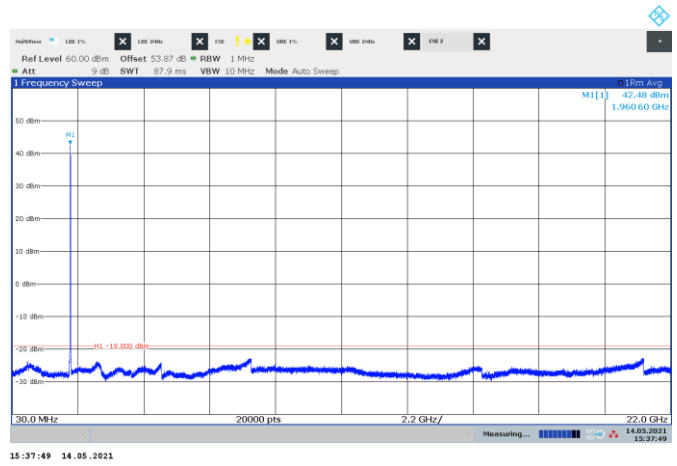


Figure 8.5-69: Conducted spurious emissions of CDMA + NR 15 MHz contiguous mid channels, multi-RAT carrier operation

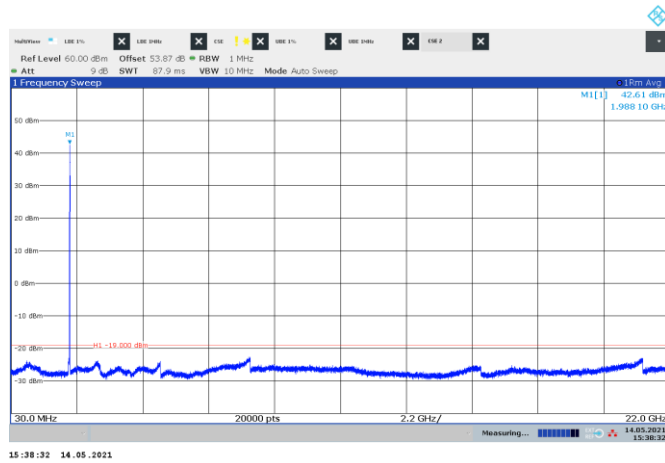


Figure 8.5-70: Conducted spurious emissions of CDMA + NR 15 MHz contiguous top channels, multi-RAT carrier operation

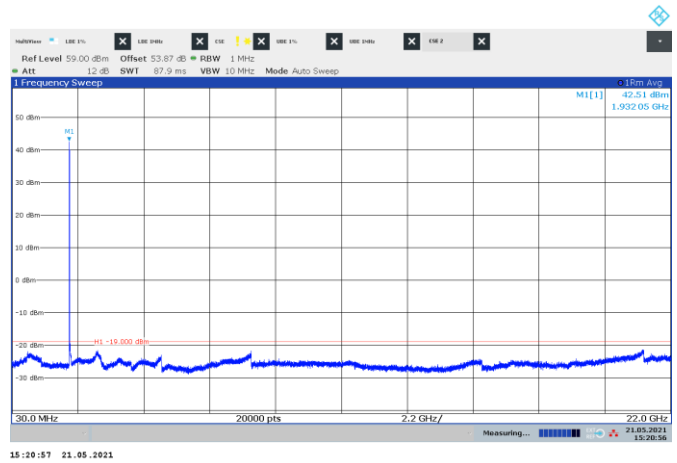


Figure 8.5-71: Conducted spurious emissions of CDMA + NR 10 MHz + LTE 5 MHz contiguous bottom channels, multi-RAT carrier operation

Test data, continued



Figure 8.5-72: Conducted spurious emissions of CDMA + NR 10 MHz + LTE 5 MHz contiguous mid channels, multi-RAT carrier operation



Figure 8.5-73: Conducted spurious emissions of CDMA and LTE 5 MHz and NR 15 MHz non-contiguous channels, multi-RAT carrier operation

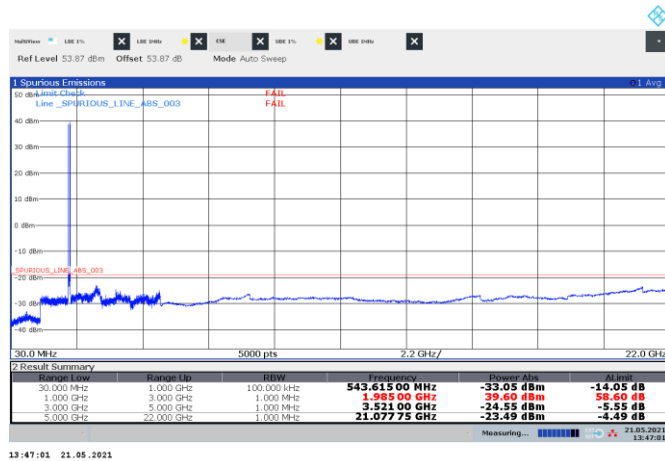


Figure 8.5-74: Conducted spurious emissions of CDMA + LTE 15 MHz non-contiguous channels, multi-RAT carrier operation

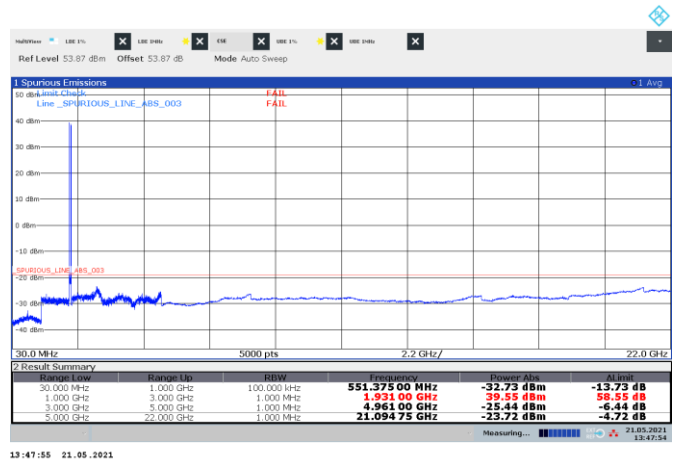


Figure 8.5-75: Conducted spurious emissions of CDMA + NR 15 MHz non-contiguous channels, multi-RAT carrier operation

Test data, continued



Figure 8.5-76: Conducted spurious emissions of CDMA + LTE 15 MHz and NR 5 MHz and NR 10 MHz + LTE 5 MHz + NR 5 MHz, multi-RAT carrier operation

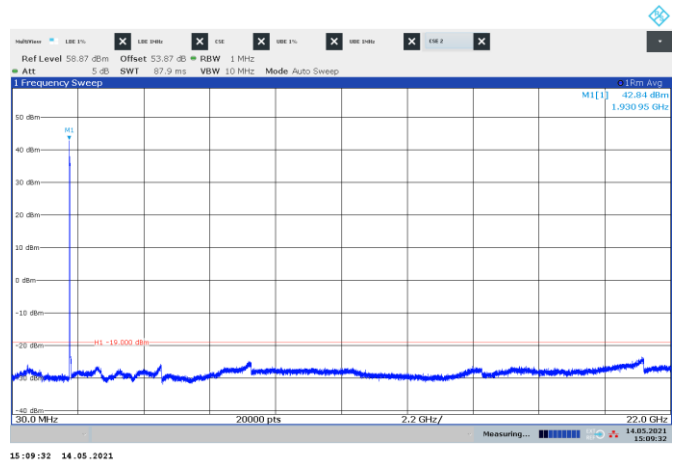


Figure 8.5-77: Conducted spurious emissions of GSM and 4xNR 5 MHz and LTE 5 MHz contiguous bottom channels, multi-RAT carrier operation

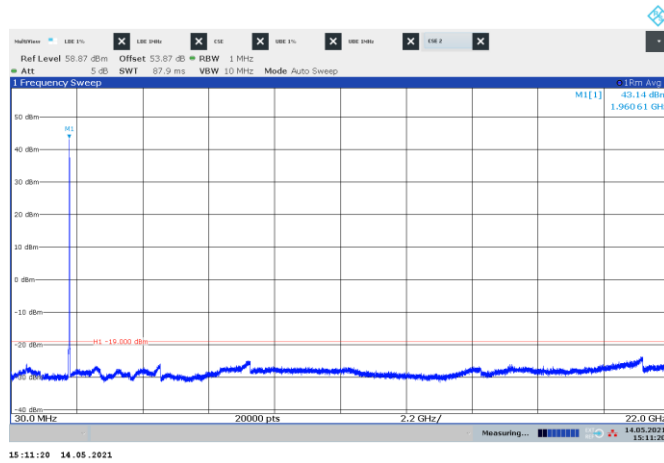


Figure 8.5-78: Conducted spurious emissions of GSM and 4xNR 5 MHz and LTE 5 MHz contiguous mid channels, multi-RAT carrier operation

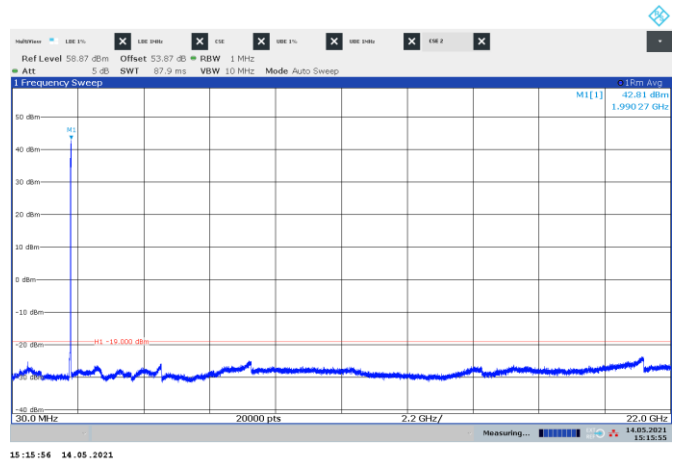


Figure 8.5-79: Conducted spurious emissions of GSM and 4xNR 5 MHz and LTE 5 MHz contiguous top channels, multi-RAT carrier operation

Test data, continued



Figure 8.5-80: Conducted spurious emissions of GSM + LTE 5 MHz + NR 10 MHz contiguous mid channels, multi-RAT carrier operation

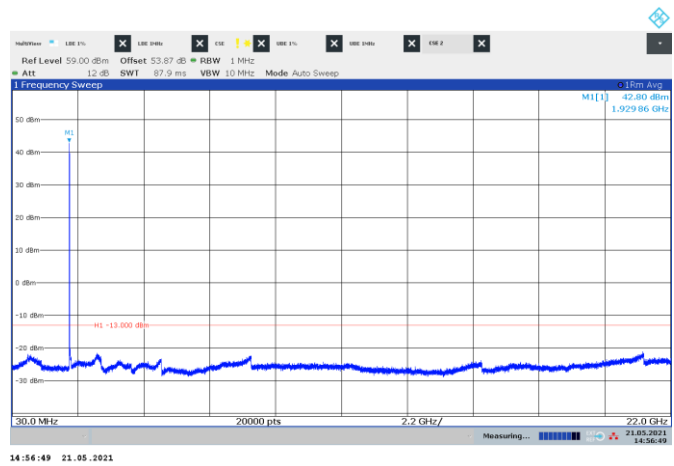


Figure 8.5-81: Conducted spurious emissions of GSM + LTE 5 MHz + NR 10 MHz contiguous top channels, multi-RAT carrier operation



Figure 8.5-82: Conducted spurious emissions of GSM + LTE 10 MHz + NR 5 MHz contiguous mid channels, multi-RAT carrier operation

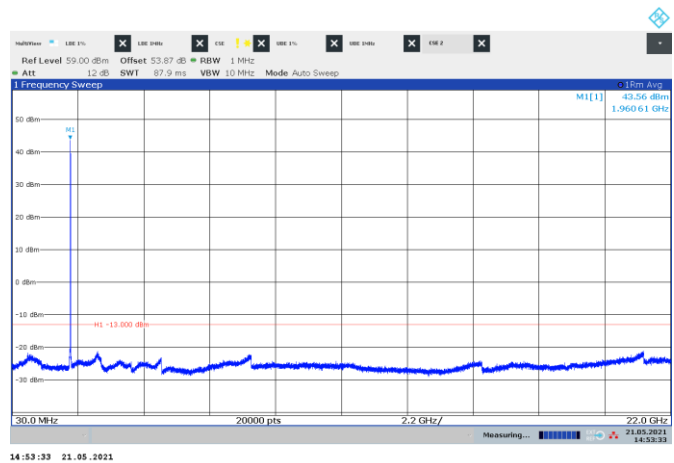


Figure 8.5-83: Conducted spurious emissions of GSM + LTE 10 MHz + NR 5 MHz contiguous top channels, multi-RAT carrier operation

Test data, continued

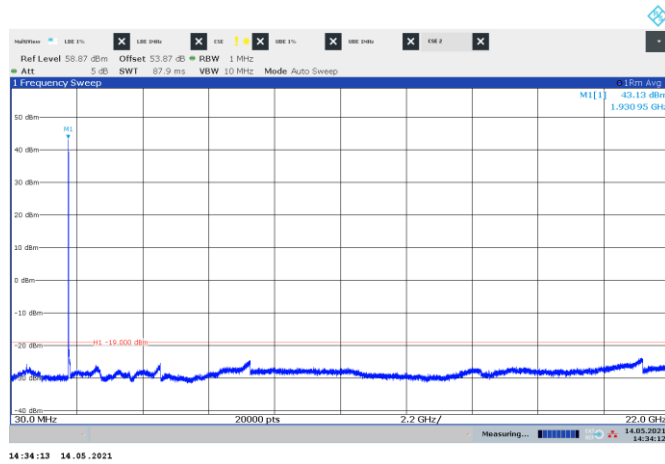


Figure 8.5-84: Conducted spurious emissions of GSM + LTE 15 MHz contiguous bottom channels, multi-RAT carrier operation

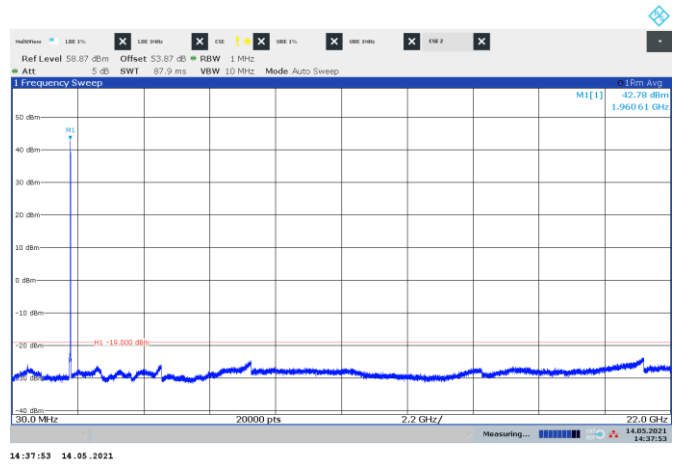


Figure 8.5-85: Conducted spurious emissions of GSM + LTE 15 MHz contiguous mid channels, multi-RAT carrier operation

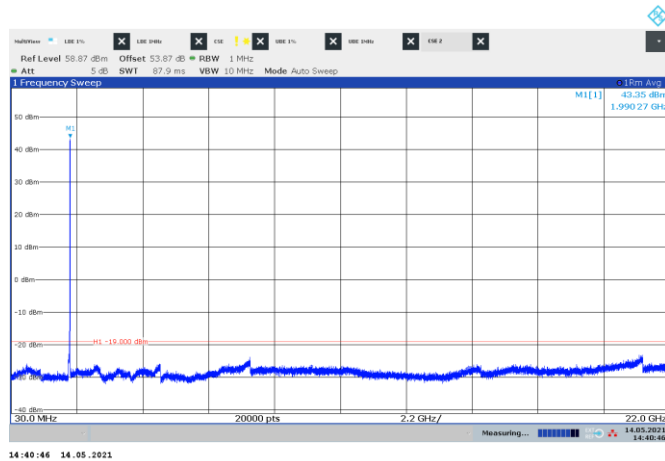


Figure 8.5-86: Conducted spurious emissions of GSM + LTE 15 MHz contiguous top channels, multi-RAT carrier operation

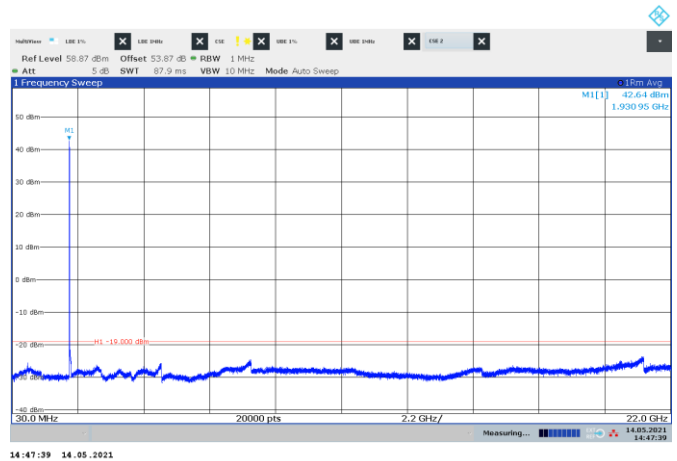


Figure 8.5-87: Conducted spurious emissions of GSM + NR 15 MHz contiguous bottom channels, multi-RAT carrier operation

Test data, continued

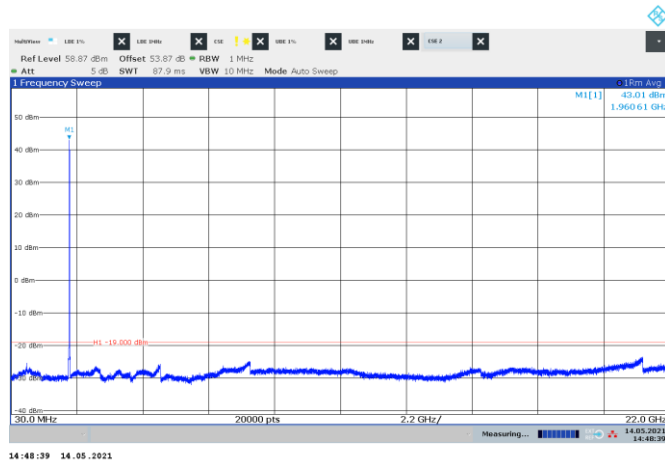


Figure 8.5-88: Conducted spurious emissions of GSM + NR 15 MHz contiguous mid channels, multi-RAT carrier operation

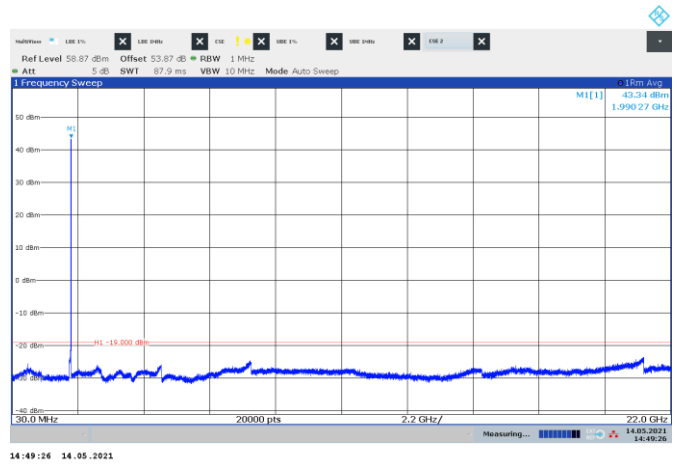


Figure 8.5-89: Conducted spurious emissions of GSM + NR 15 MHz contiguous top channels, multi-RAT carrier operation

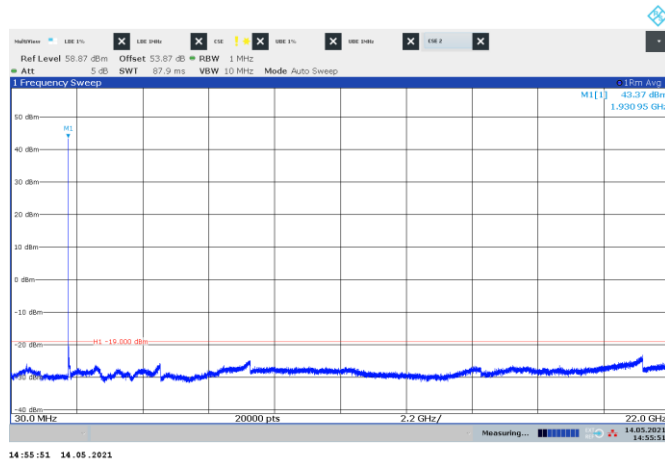


Figure 8.5-90: Conducted spurious emissions of GSM + WCDMA contiguous bottom channels, multi-RAT carrier operation

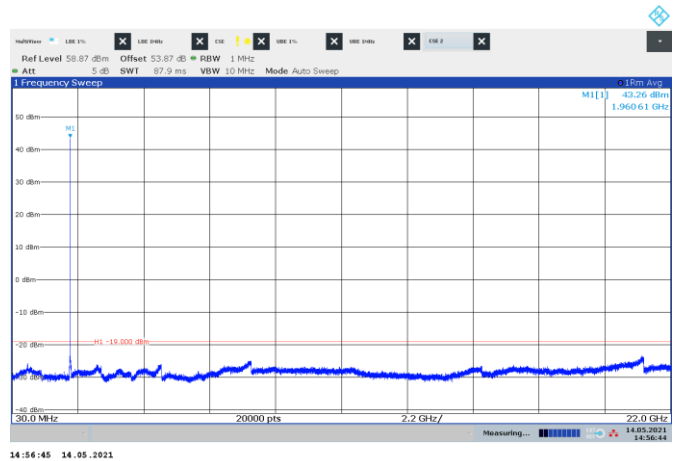


Figure 8.5-91: Conducted spurious emissions of GSM + WCDMA contiguous mid channels, multi-RAT carrier operation

Test data, continued

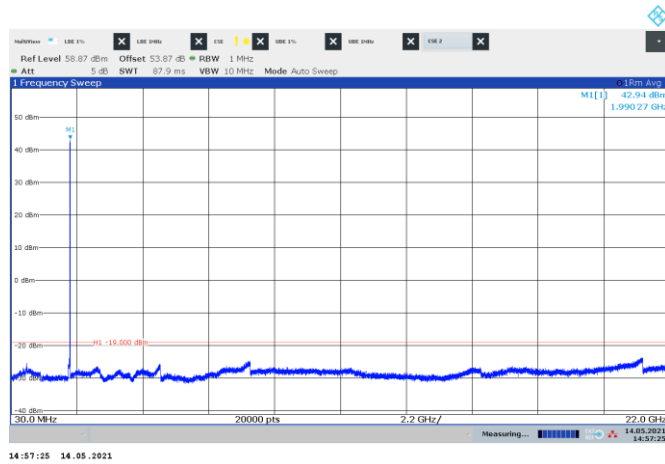


Figure 8.5-92: Conducted spurious emissions of GSM + WCDMA contiguous top channels, multi-RAT carrier operation



Figure 8.5-93: Conducted spurious emissions of GSM + LTE 5 MHz + 4xNR 5 MHz contiguous top channels, multi-RAT carrier operation

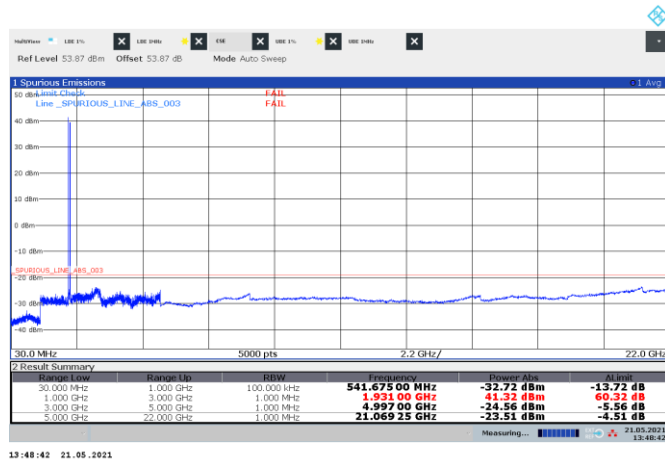


Figure 8.5-94: Conducted spurious emissions of GSM and WCDMA non-contiguous channels, multi-RAT carrier operation

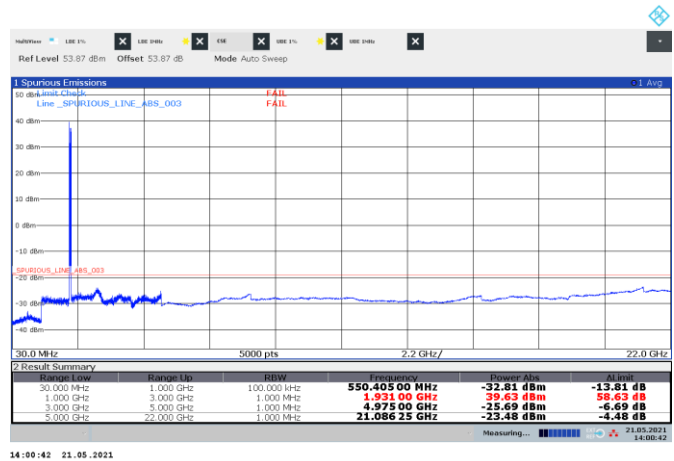


Figure 8.5-95: Conducted spurious emissions of GSM + LTE 20 MHz and NR 5 MHz and NR 10 MHz + LTE 5 MHz + NR 5 MHz, multi-RAT carrier operation

Test data, continued

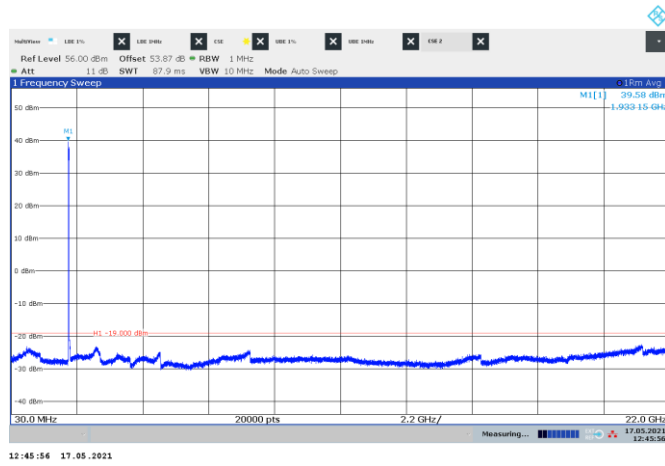


Figure 8.5-96: Conducted spurious emissions of WCDMA + 4x NR 5 MHz + LTE 5 MHz contiguous bottom channels, multi-RAT carrier operation

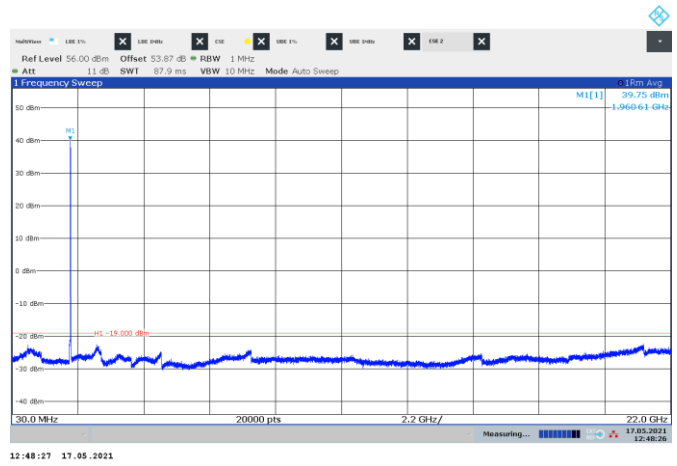


Figure 8.5-97: Conducted spurious emissions of WCDMA + 4x NR 5 MHz + LTE 5 MHz contiguous mid channels, multi-RAT carrier operation

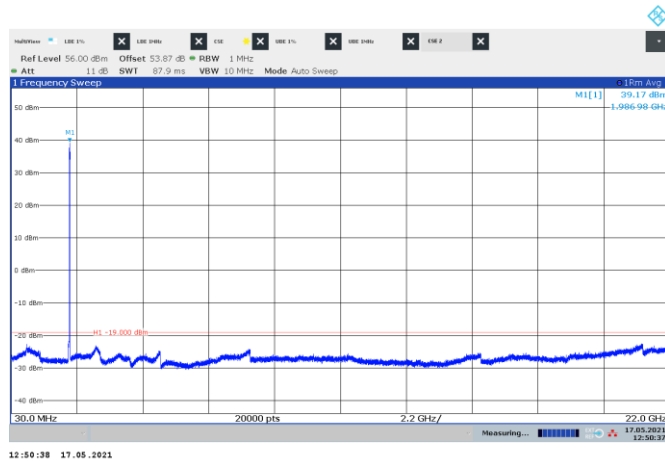


Figure 8.5-98: Conducted spurious emissions of WCDMA + 4x NR 5 MHz + LTE 5 MHz contiguous top channels, multi-RAT carrier operation

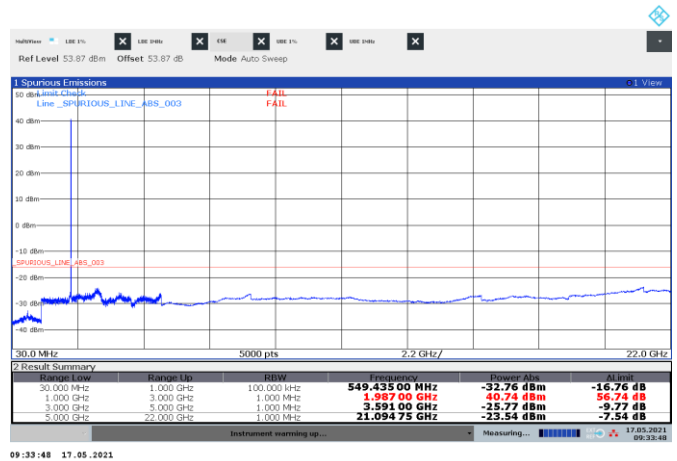


Figure 8.5-99: Conducted spurious emissions of WCDMA + GSM contiguous bottom channels, multi-RAT carrier operation

Test data, continued

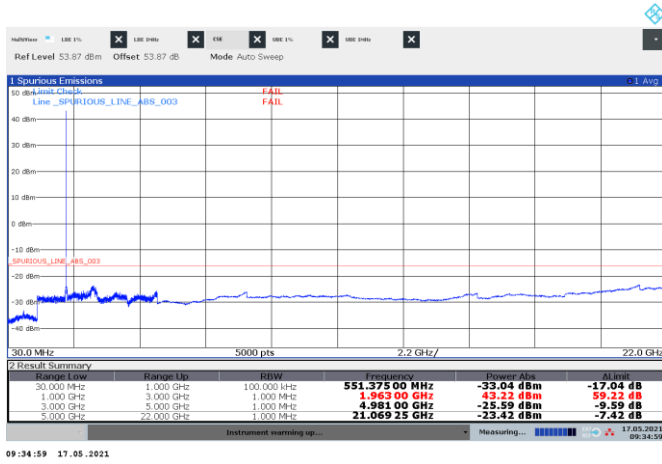


Figure 8.5-100: Conducted spurious emissions of WCDMA + GSM contiguous mid channels, multi-RAT carrier operation

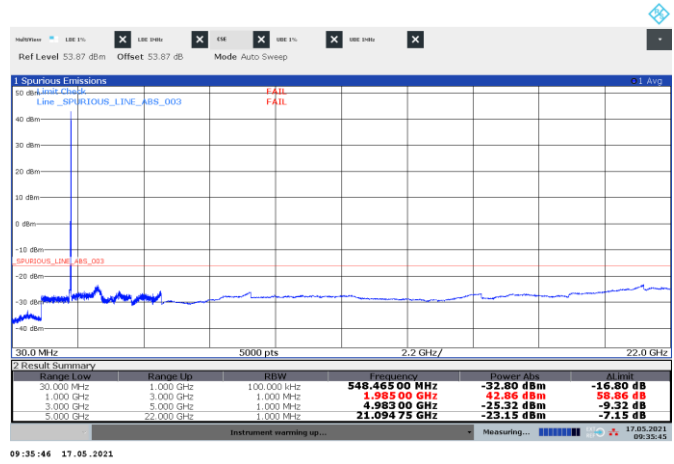


Figure 8.5-101: Conducted spurious emissions of WCDMA + GSM contiguous top channels, multi-RAT carrier operation



Figure 8.5-102: Conducted spurious emissions of WCDMA + LTE 10 MHz + NR 5 MHz contiguous bottom channels, multi-RAT carrier operation

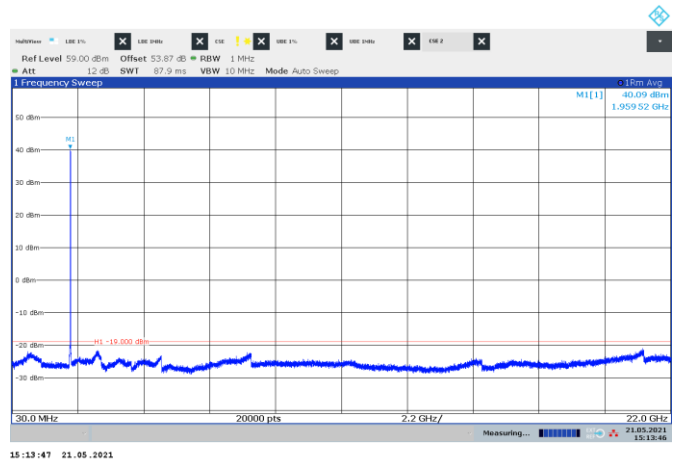


Figure 8.5-103: Conducted spurious emissions of WCDMA + LTE 10 MHz + NR 5 MHz contiguous mid channels, multi-RAT carrier operation

Test data, continued

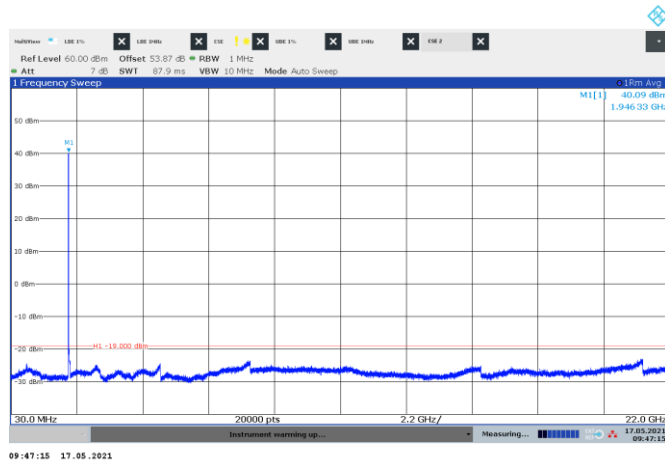


Figure 8.5-104: Conducted spurious emissions of WCDMA + LTE 15 MHz contiguous bottom channels, multi-RAT carrier operation

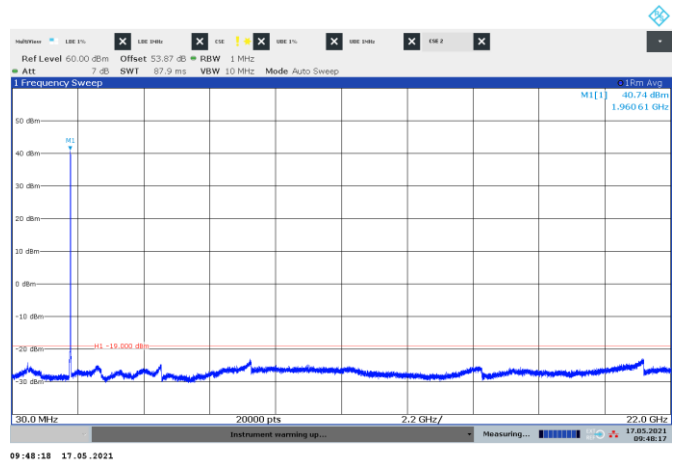


Figure 8.5-105: Conducted spurious emissions of WCDMA + LTE 15 MHz contiguous mid channels, multi-RAT carrier operation

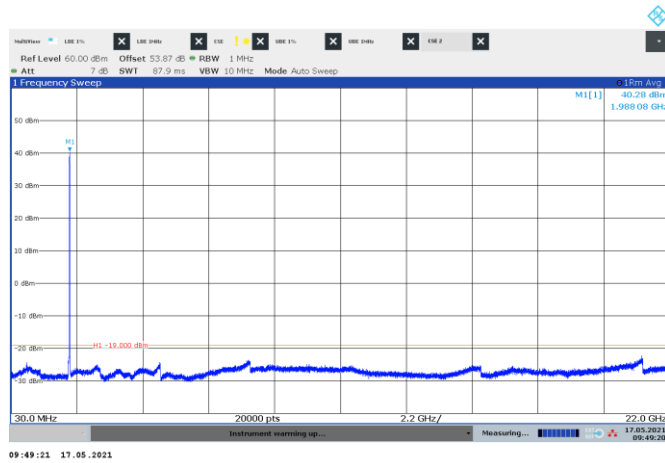


Figure 8.5-106: Conducted spurious emissions of WCDMA + LTE 15 MHz contiguous top channels, multi-RAT carrier operation

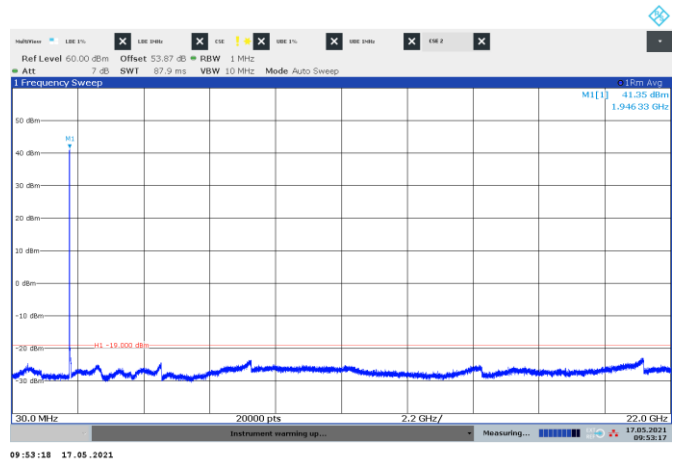


Figure 8.5-107: Conducted spurious emissions of WCDMA + NR 15 MHz contiguous bottom channels, multi-RAT carrier operation

Test data, continued

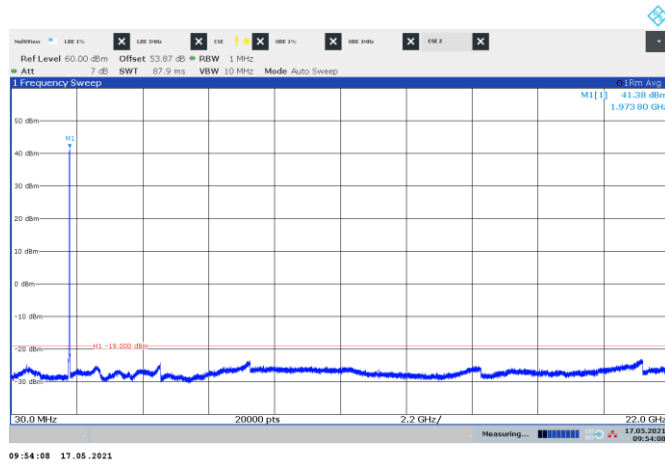


Figure 8.5-108: Conducted spurious emissions of WCDMA + NR 15 MHz contiguous mid channels, multi-RAT carrier operation

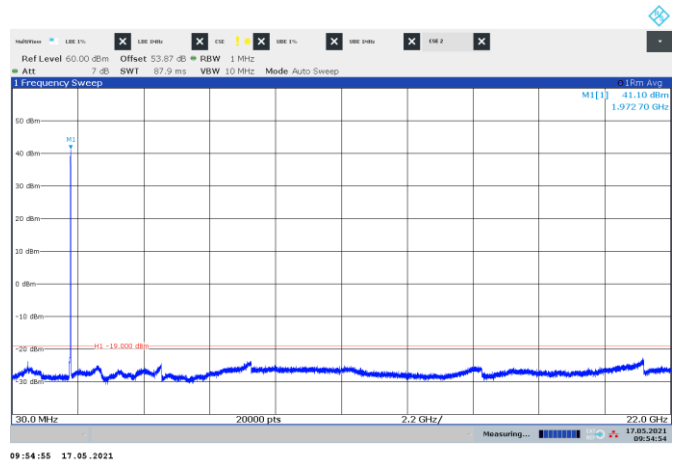


Figure 8.5-109: Conducted spurious emissions of WCDMA + NR 15 MHz contiguous top channels, multi-RAT carrier operation

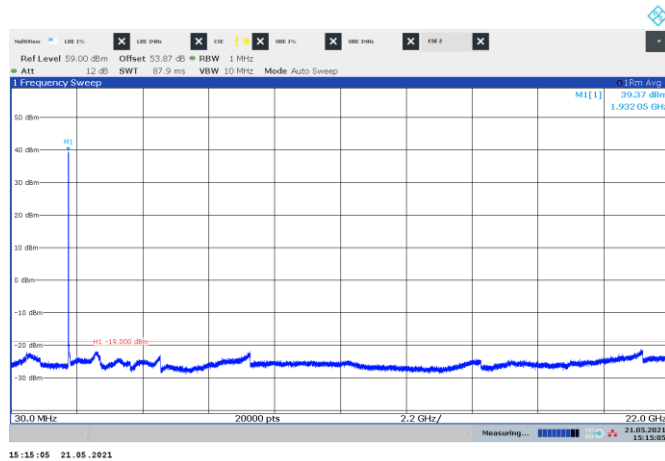


Figure 8.5-110: Conducted spurious emissions of WCDMA + NR 10 MHz + LTE 5 MHz contiguous low channels, multi-RAT carrier operation

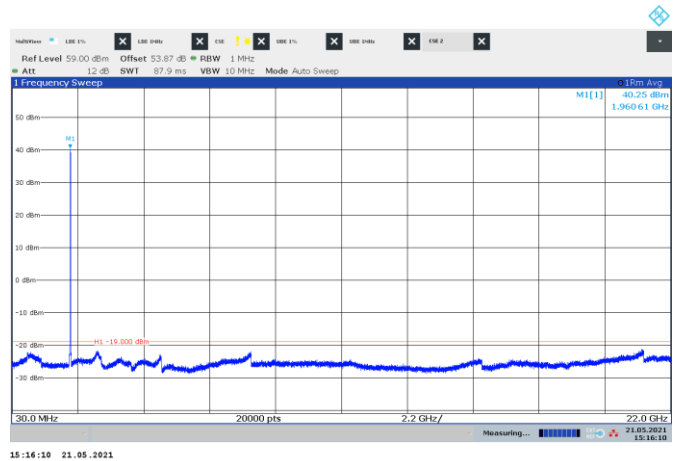


Figure 8.5-111: Conducted spurious emissions of WCDMA + NR 10 MHz + LTE 5 MHz contiguous mid channels, multi-RAT carrier operation

Test data, continued

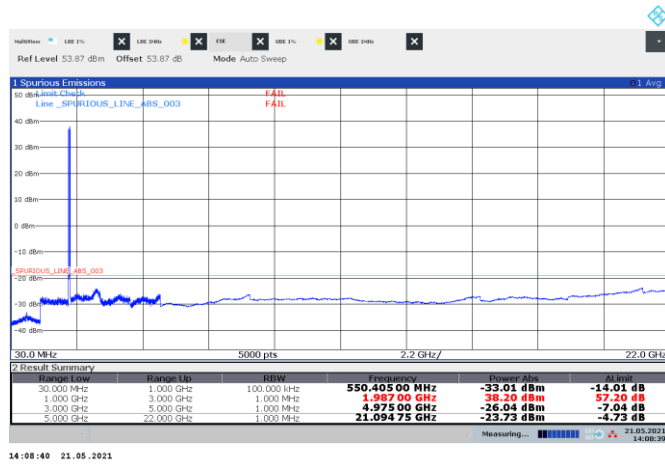


Figure 8.5-112: Conducted spurious emissions of WCDMA + LTE 5 MHz + 4x NR 5 MHz non-contiguous channels, multi-RAT carrier operation



Figure 8.5-113: Conducted spurious emissions of WCDMA and LTE 15 MHz non-contiguous channels, multi-RAT carrier operation

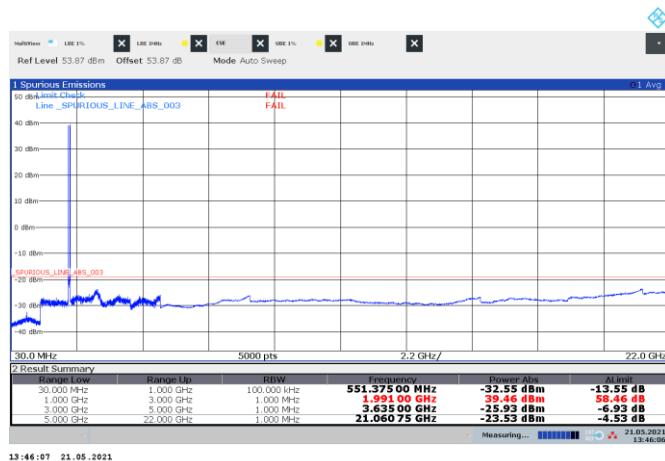


Figure 8.5-114: Conducted spurious emissions of WCDMA and NR 15 MHz non-contiguous channels, multi-RAT carrier operation

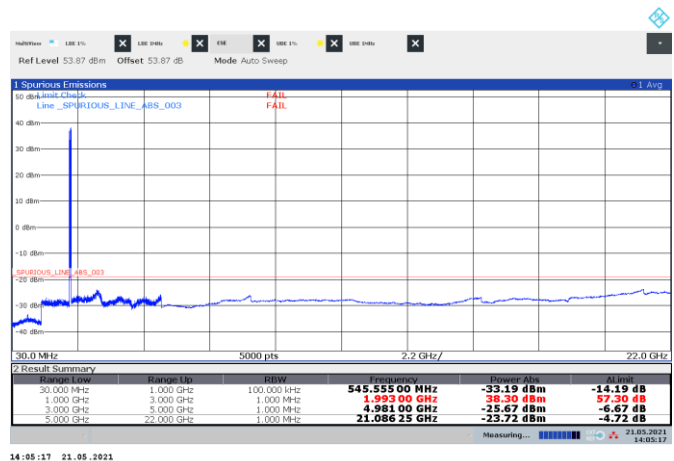


Figure 8.5-115: Conducted spurious emissions of WCDMA + LTE 15 MHz and NR 5 MHz and NR 10 MHz + LTE 5 MHz NR 5 MHz non-contiguous channels, multi-RAT carrier operation

Test data, continued

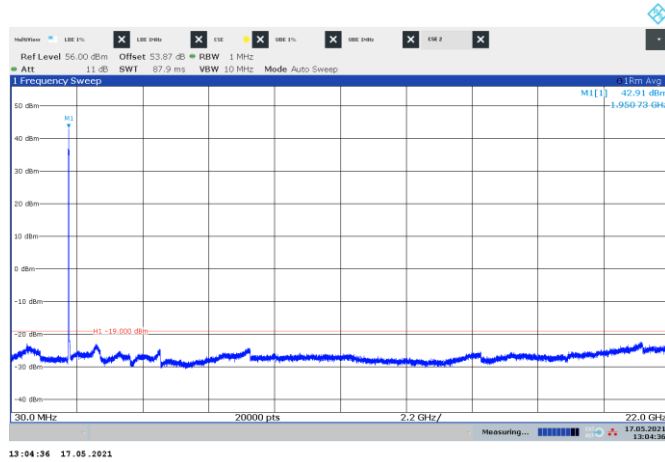


Figure 8.5-116: Conducted spurious emissions of 4× NR 5 MHz + CDMA + LTE 5 MHz contiguous bottom channels, multi-RAT carrier operation

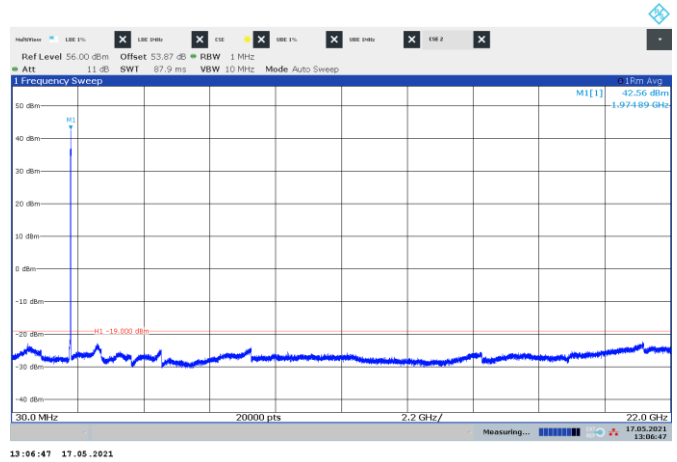


Figure 8.5-117: Conducted spurious emissions of 4× NR 5 MHz + CDMA + LTE 5 MHz contiguous top channels, multi-RAT carrier operation

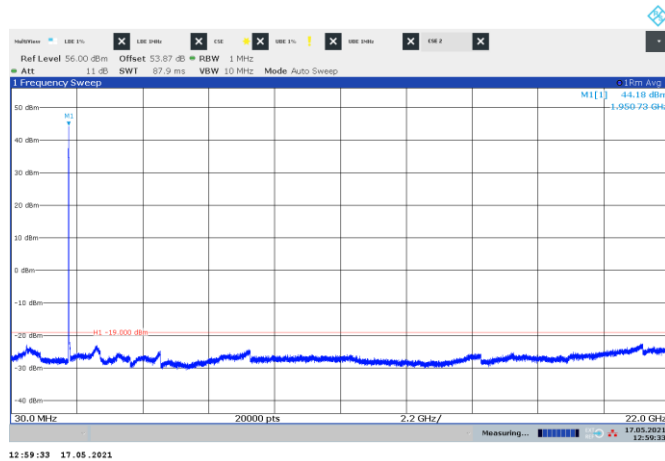


Figure 8.5-118: Conducted spurious emissions of 4× NR 5 MHz + GSM + LTE 5 MHz contiguous bottom channels, multi-RAT carrier operation

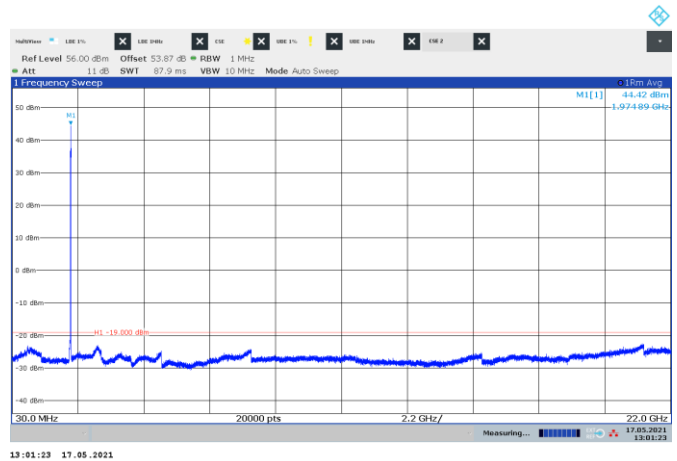


Figure 8.5-119: Conducted spurious emissions of 4× NR 5 MHz + GSM + LTE 5 MHz contiguous top channels, multi-RAT carrier operation

Test data, continued

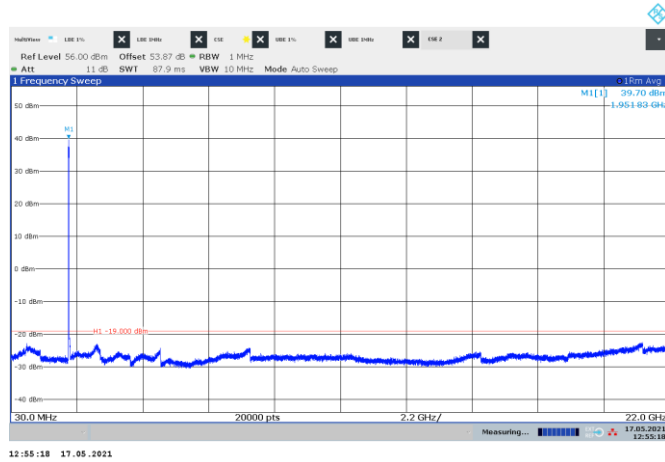


Figure 8.5-120: Conducted spurious emissions of 4× NR 5 MHz + WCDMA + LTE 5 MHz contiguous bottom channels, multi-RAT carrier operation

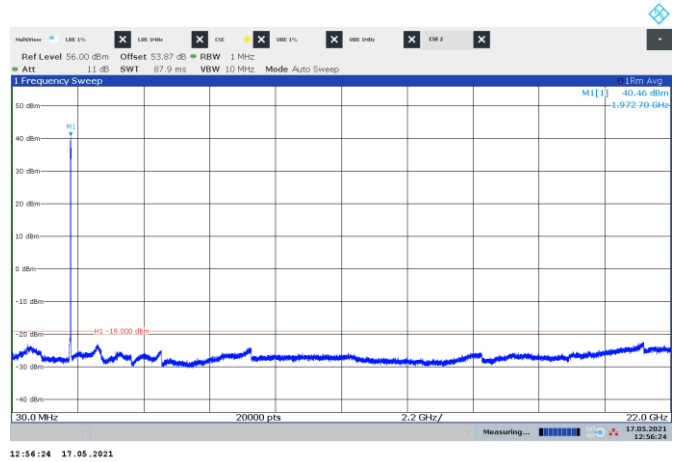


Figure 8.5-121: Conducted spurious emissions of 4× NR 5 MHz + WCDMA + LTE 5 MHz contiguous top channels, multi-RAT carrier operation



Figure 8.5-122: Conducted spurious emissions of GSM + 4× NR 5 MHz + LTE 5 MHz contiguous bottom channels, multi-RAT carrier operation

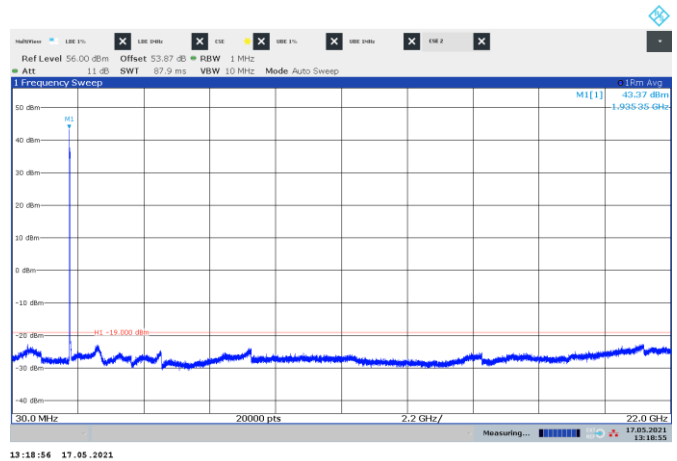


Figure 8.5-123: Conducted spurious emissions of LTE 5 MHz + CDMA + 4× NR 5 MHz contiguous bottom channels, multi-RAT carrier operation

Test data, continued

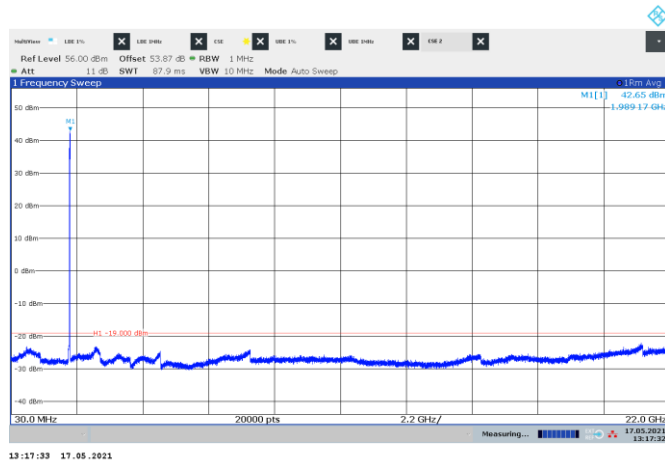


Figure 8.5-124: Conducted spurious emissions of LTE 5 MHz + CDMA + 4x NR 5 MHz contiguous top channels, multi-RAT carrier operation

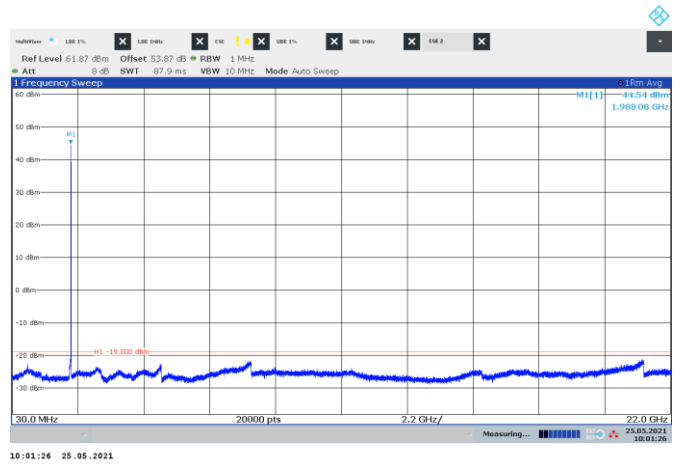


Figure 8.5-125: Conducted spurious emissions of LTE 5 MHz + CDMA + NR 10 MHz contiguous top channels, multi-RAT carrier operation



Figure 8.5-126: Conducted spurious emissions of LTE 5 MHz + GSM + 4x NR 5 MHz contiguous bottom channels, multi-RAT carrier operation

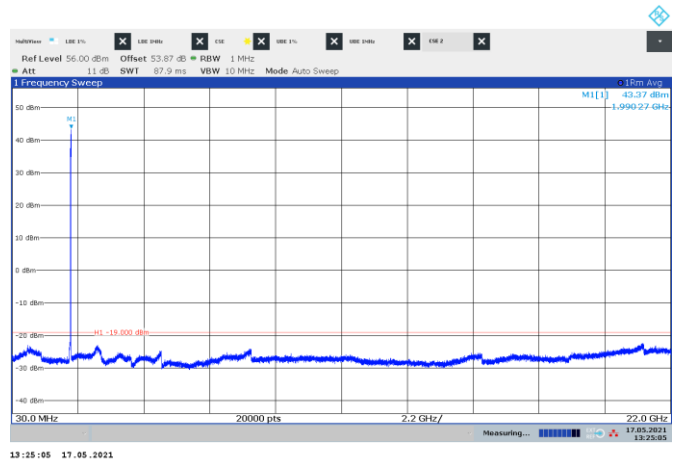


Figure 8.5-127: Conducted spurious emissions of LTE 5 MHz + GSM + 4x NR 5 MHz contiguous top channels, multi-RAT carrier operation

Test data, continued

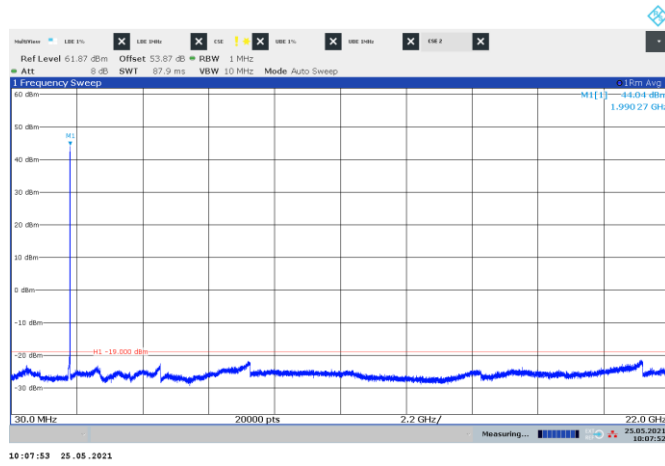


Figure 8.5-128: Conducted spurious emissions of LTE 5 MHz + GSM + NR 10 MHz contiguous top channels, multi-RAT carrier operation

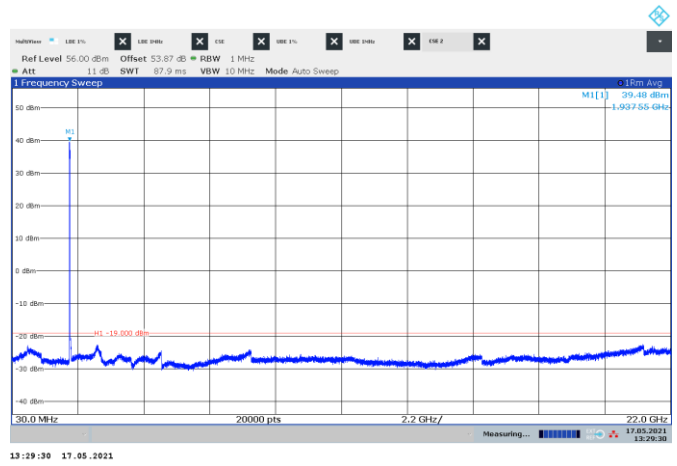


Figure 8.5-129: Conducted spurious emissions of LTE 5 MHz + WCDMA + 4x NR 5 MHz contiguous bottom channels, multi-RAT carrier operation

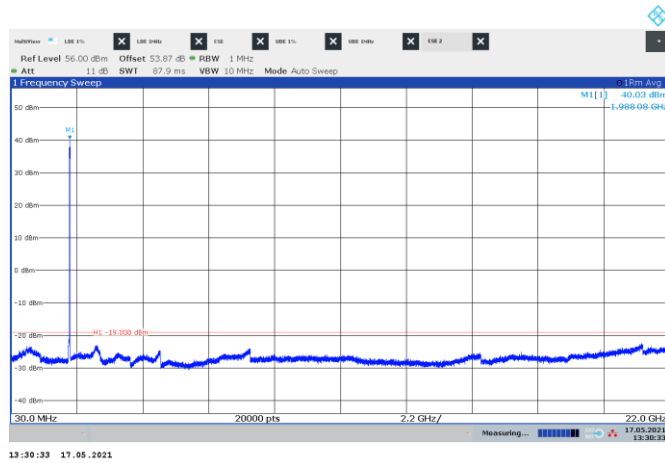


Figure 8.5-130: Conducted spurious emissions of LTE 5 MHz + WCDMA + 4x NR 5 MHz contiguous top channels, multi-RAT carrier operation

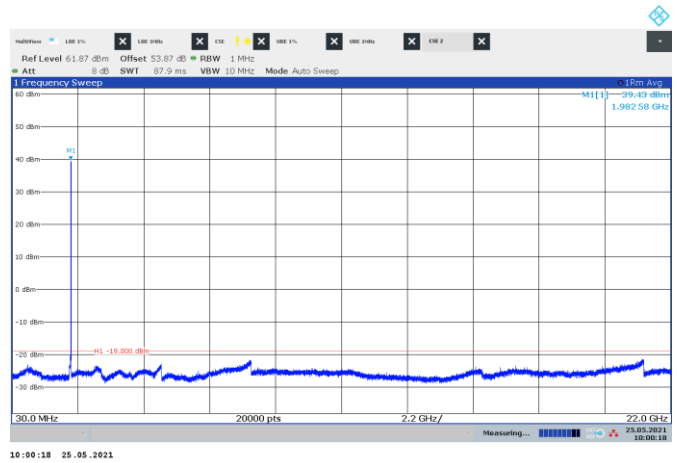


Figure 8.5-131: Conducted spurious emissions of LTE 5 MHz + WCDMA + NR 10 MHz contiguous top channels, multi-RAT carrier operation

Test data, continued

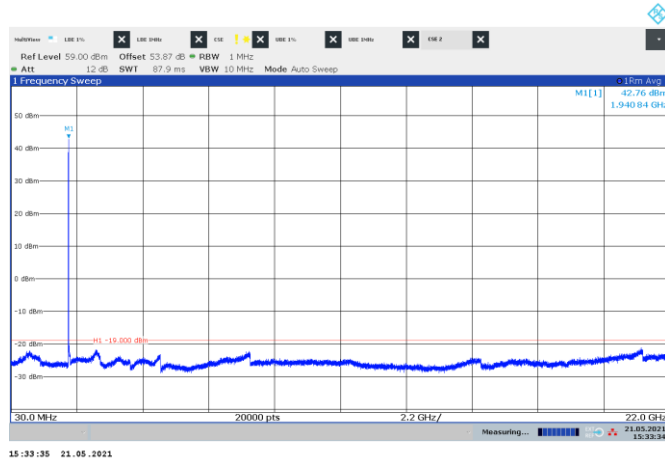


Figure 8.5-132: Conducted spurious emissions of LTE 10 MHz + CDMA + NR 5 MHz contiguous bottom channels, multi-RAT carrier operation

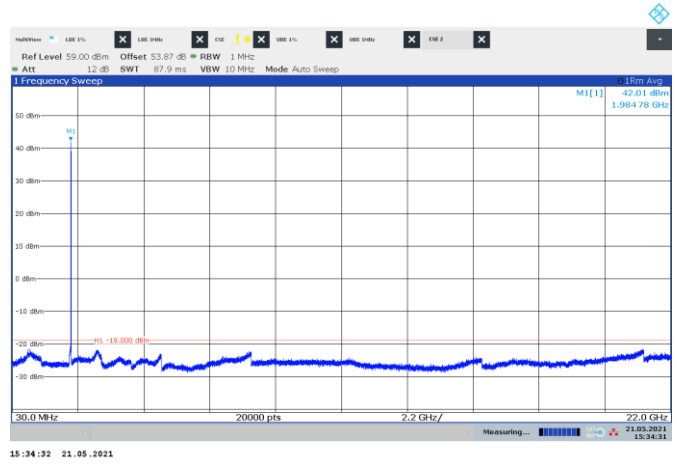


Figure 8.5-133: Conducted spurious emissions of LTE 10 MHz + CDMA + NR 5 MHz contiguous top channels, multi-RAT carrier operation



Figure 8.5-134: Conducted spurious emissions of LTE 10 MHz + GSM + NR 5 MHz contiguous bottom channels, multi-RAT carrier operation

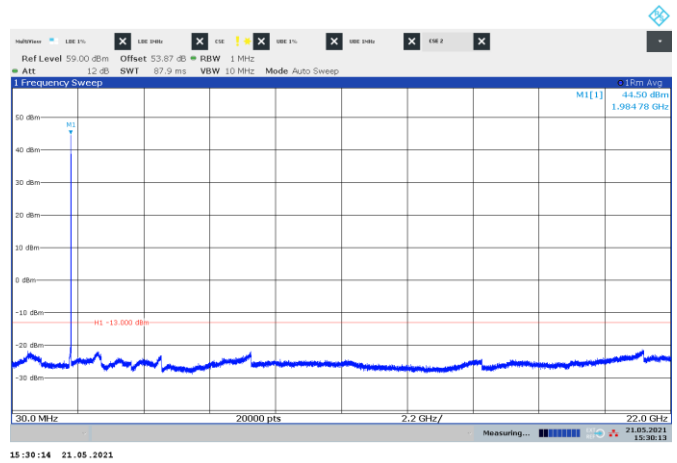


Figure 8.5-135: Conducted spurious emissions of LTE 10 MHz + GSM + NR 5 MHz contiguous top channels, multi-RAT carrier operation

Test data, continued

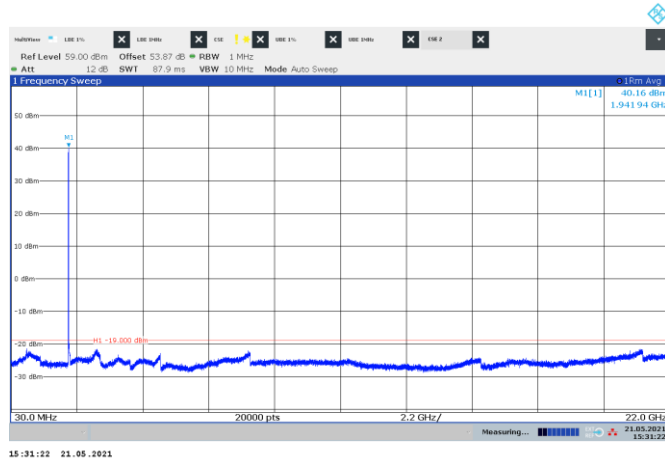


Figure 8.5-136: Conducted spurious emissions of LTE 10 MHz + WCDMA + NR 5 MHz contiguous bottom channels, multi-RAT carrier operation

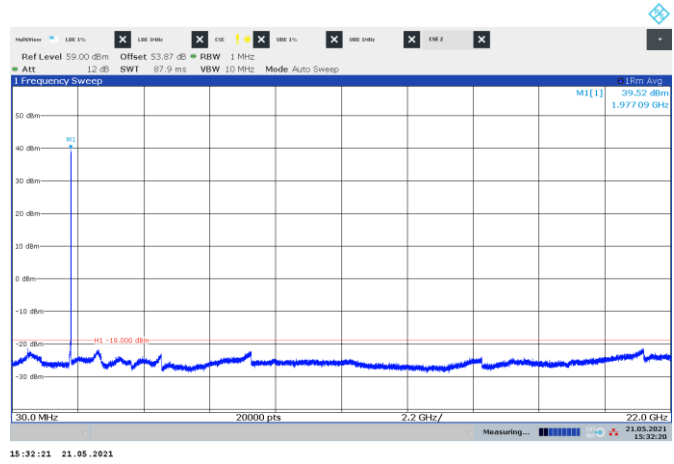


Figure 8.5-137: Conducted spurious emissions of LTE 10 MHz + WCDMA + NR 5 MHz contiguous top channels, multi-RAT carrier operation



Figure 8.5-138: Conducted spurious emissions of LTE 10 MHz and CDMA + NR 5 MHz non-contiguous channels, multi-RAT carrier operation

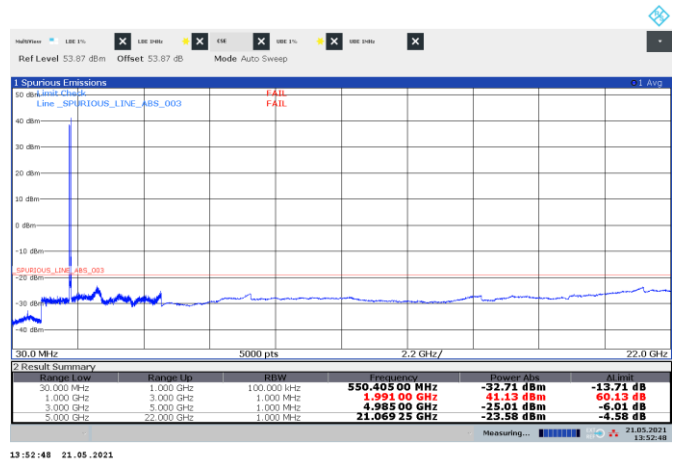


Figure 8.5-139: Conducted spurious emissions of LTE 10 MHz and GSM + NR 5 MHz non-contiguous channels, multi-RAT carrier operation

Test data, continued



Figure 8.5-140: Conducted spurious emissions of LTE 10 MHz and WCDMA + NR 5 MHz non-contiguous channels, multi-RAT carrier operation

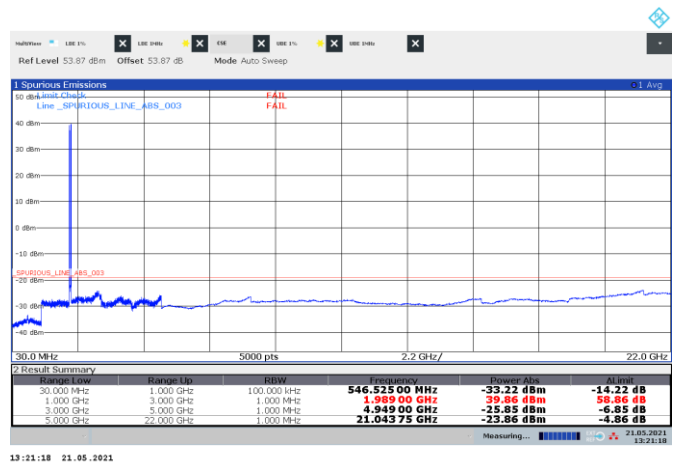


Figure 8.5-141: Conducted spurious emissions of LTE 10 MHz and NR 10 MHz non-contiguous channels, multi-RAT carrier operation

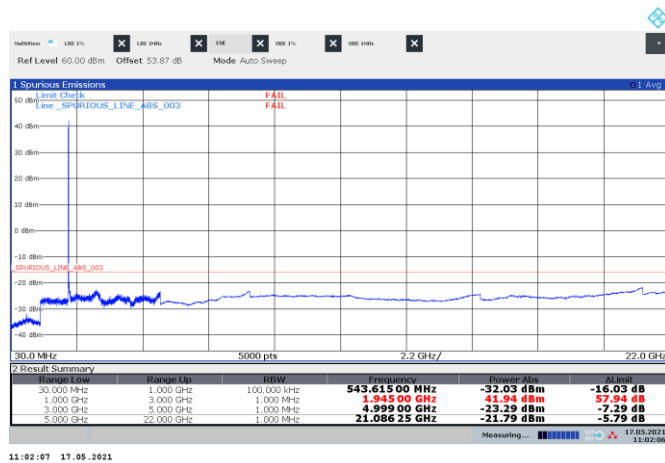


Figure 8.5-142: Conducted spurious emissions of LTE 15 MHz + CDMA contiguous bottom channels, multi-RAT carrier operation

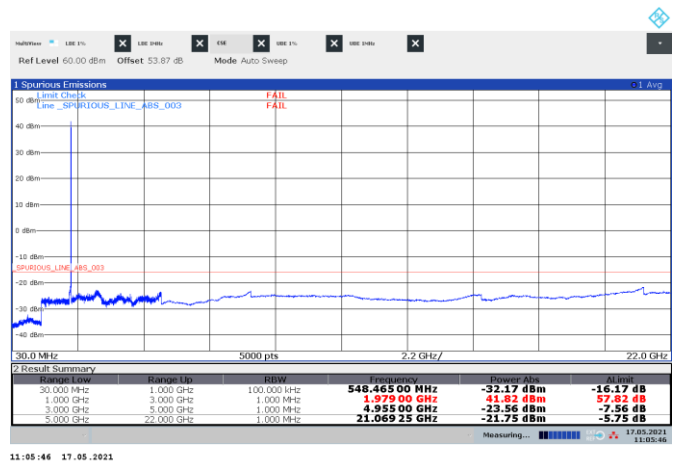


Figure 8.5-143: Conducted spurious emissions of LTE 15 MHz + CDMA contiguous top channels, multi-RAT carrier operation

Test data, continued

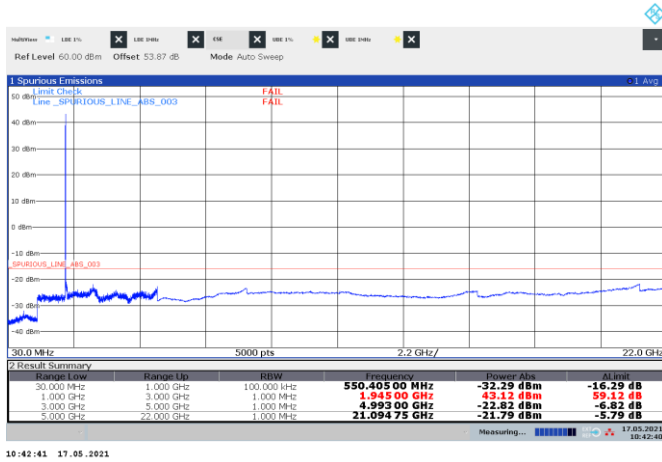


Figure 8.5-144: Conducted spurious emissions of LTE 10 MHz + GSM contiguous bottom channels, multi-RAT carrier operation

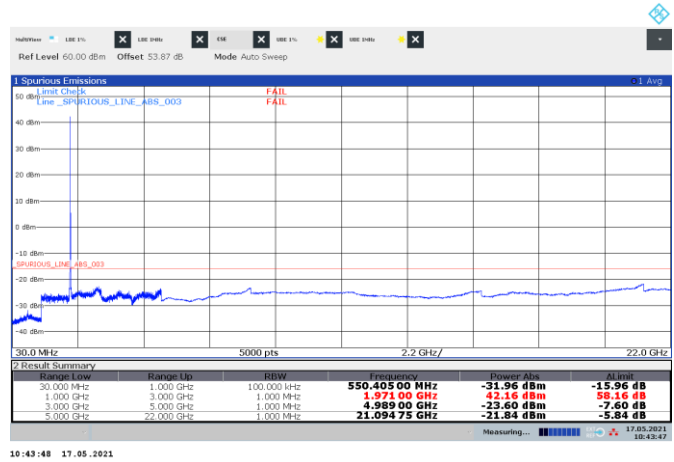


Figure 8.5-145: Conducted spurious emissions of LTE 10 MHz + GSM contiguous mid channels, multi-RAT carrier operation

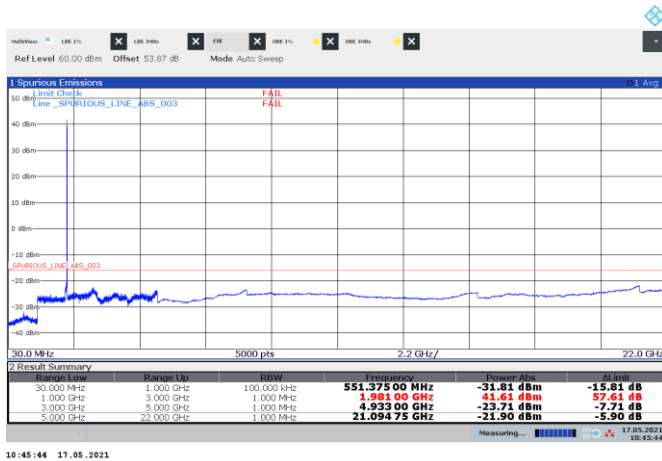


Figure 8.5-146: Conducted spurious emissions of LTE 15 MHz + GSM contiguous top channels, multi-RAT carrier operation

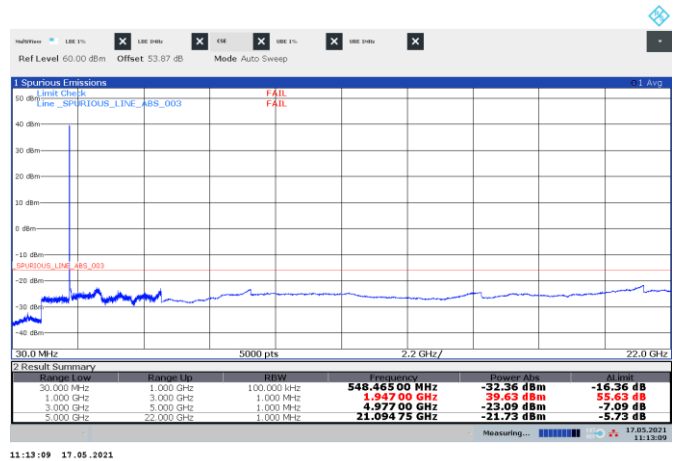


Figure 8.5-147: Conducted spurious emissions of LTE 15 MHz + NR 5 MHz contiguous bottom channels, multi-RAT carrier operation

Test data, continued

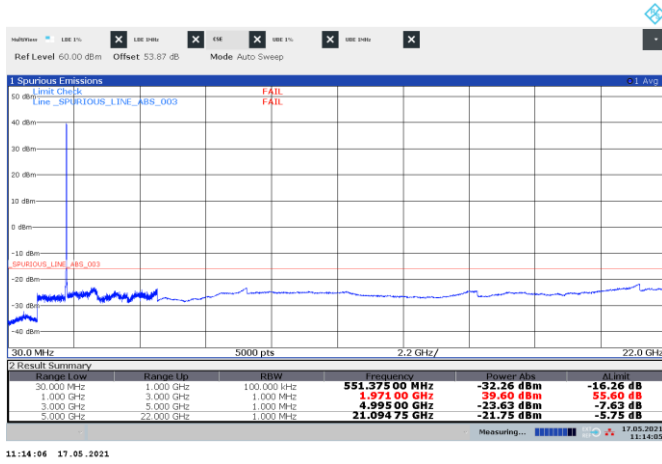


Figure 8.5-148: Conducted spurious emissions of LTE 15 MHz + NR 5 MHz contiguous mid channels, multi-RAT carrier operation

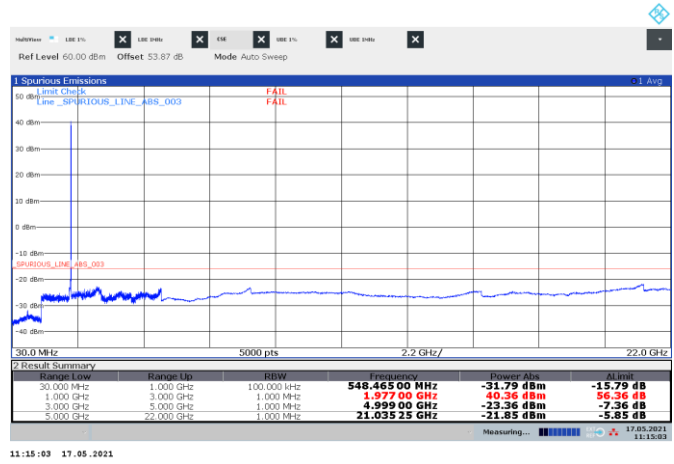


Figure 8.5-149: Conducted spurious emissions of LTE 15 MHz + NR 5 MHz contiguous top channels, multi-RAT carrier operation

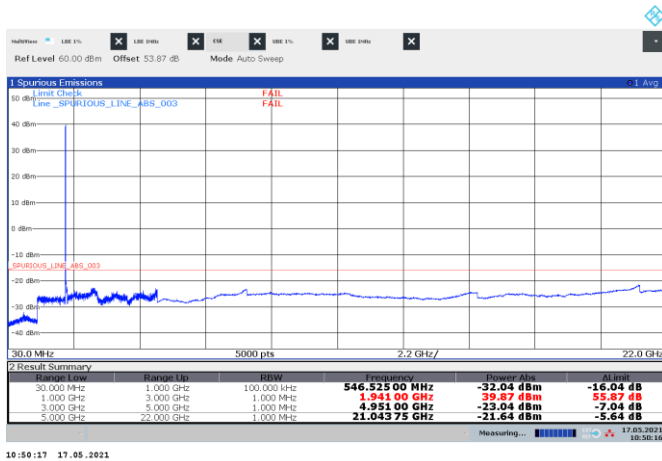


Figure 8.5-150: Conducted spurious emissions of LTE 15 MHz + WCDMA contiguous bottom channels, multi-RAT carrier operation



Figure 8.5-151: Conducted spurious emissions of LTE 15 MHz + WCDMA contiguous top channels, multi-RAT carrier operation

Test data, continued



Figure 8.5-152: Conducted spurious emissions of LTE 15 MHz + GSM contiguous bottom channels, multi-RAT carrier operation



Figure 8.5-153: Conducted spurious emissions of LTE 15 MHz + GSM contiguous mid channels, multi-RAT carrier operation



Figure 8.5-154: Conducted spurious emissions of LTE 15 MHz + GSM contiguous top channels, multi-RAT carrier operation

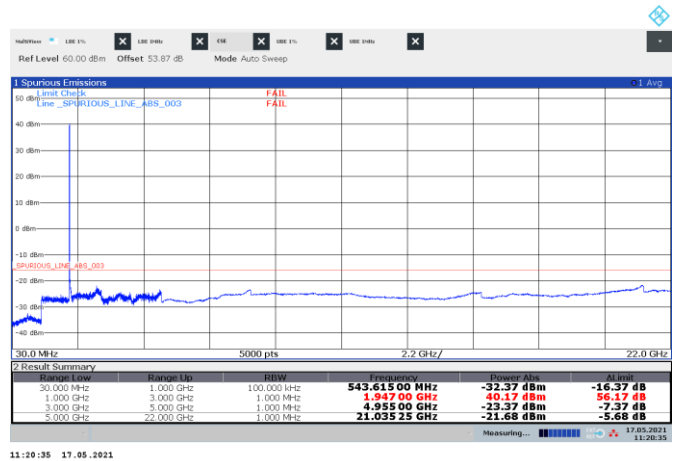


Figure 8.5-155: Conducted spurious emissions of NR 15 MHz + LTE 5 MHz contiguous bottom channels, multi-RAT carrier operation

Test data, continued



Figure 8.5-156: Conducted spurious emissions of NR 15 MHz + LTE 5 MHz contiguous mid channels, multi-RAT carrier operation

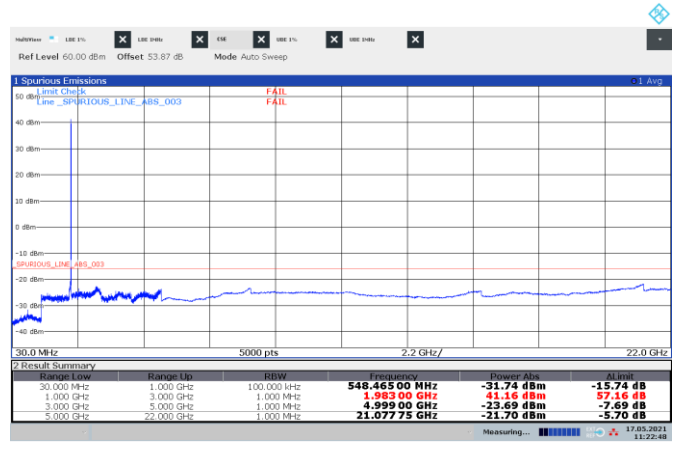


Figure 8.5-157: Conducted spurious emissions of NR 15 MHz + LTE 5 MHz contiguous top channels, multi-RAT carrier operation

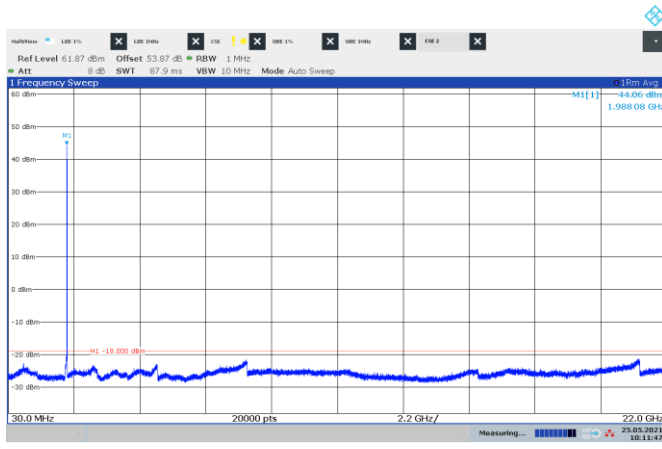


Figure 8.5-158: Conducted spurious emissions of NR 5 MHz + CDMA + LTE 10 MHz contiguous top channels, multi-RAT carrier operation

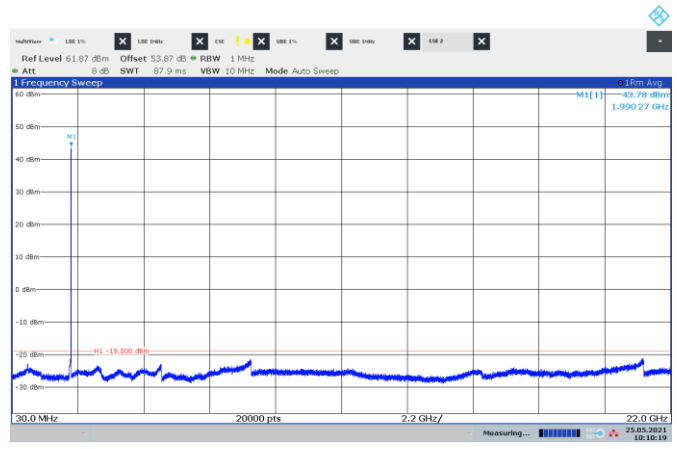


Figure 8.5-159: Conducted spurious emissions of NR 5 MHz + GSM + LTE 10 MHz contiguous top channels, multi-RAT carrier operation

Test data, continued

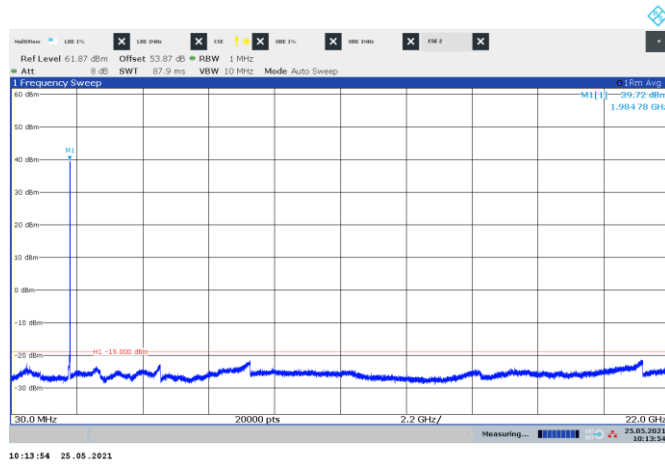


Figure 8.5-160: Conducted spurious emissions of NR 5 MHz + WCDMA + LTE 10 MHz contiguous top channels, multi-RAT carrier operation

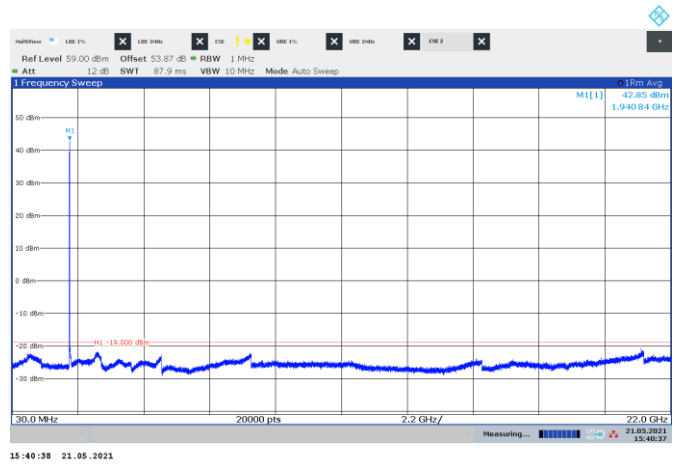


Figure 8.5-161: Conducted spurious emissions of NR 10 MHz + CDMA + LTE 5 MHz contiguous bottom channels, multi-RAT carrier operation

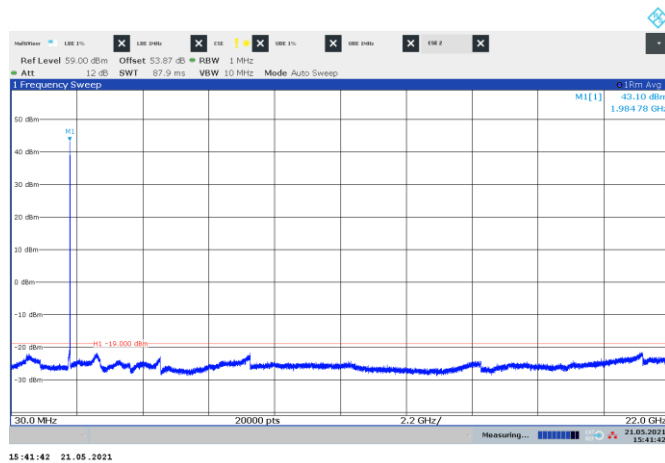


Figure 8.5-162: Conducted spurious emissions of NR 10 MHz + CDMA + LTE 5 MHz contiguous top channels, multi-RAT carrier operation

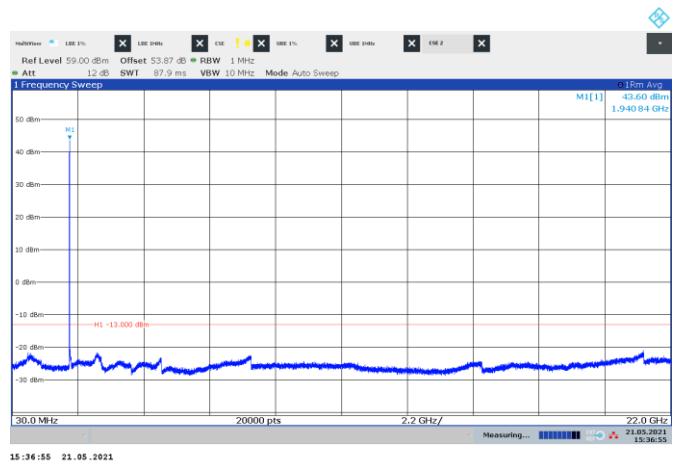


Figure 8.5-163: Conducted spurious emissions of NR 10 MHz + GSM + LTE 5 MHz contiguous bottom channels, multi-RAT carrier operation

Test data, continued

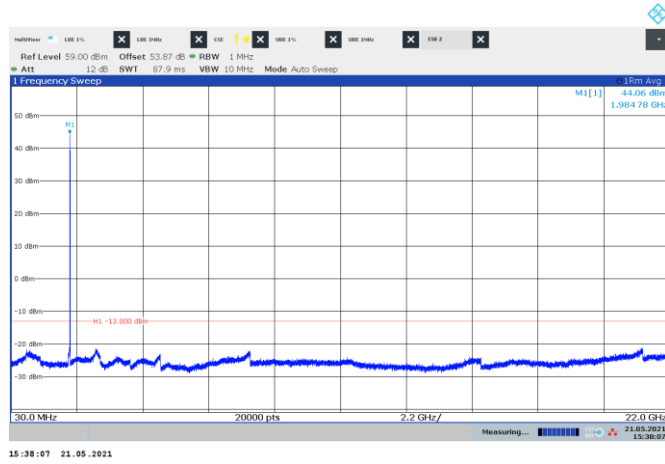


Figure 8.5-164: Conducted spurious emissions of NR 10 MHz + GSM + LTE 5 MHz contiguous top channels, multi-RAT carrier operation

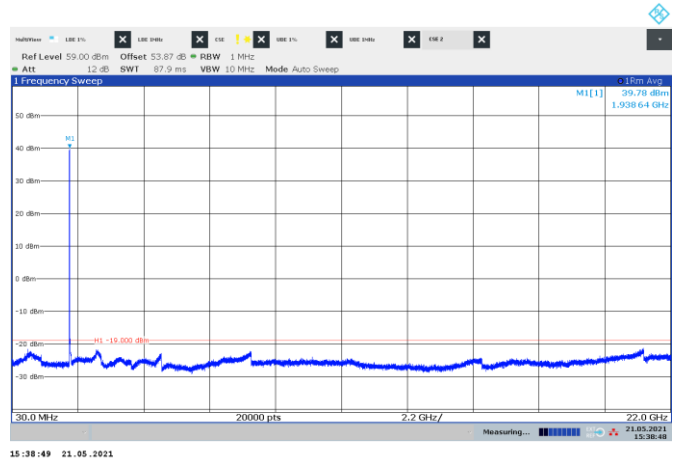


Figure 8.5-165: Conducted spurious emissions of NR 10 MHz + WCDMA + LTE 5 MHz contiguous bottom channels, multi-RAT carrier operation

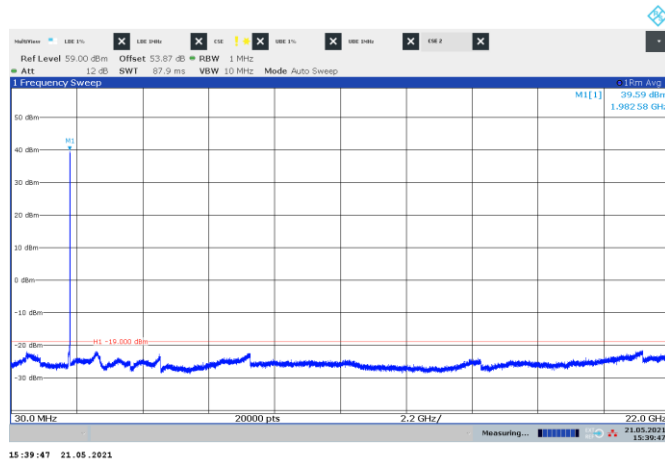


Figure 8.5-166: Conducted spurious emissions of NR 10 MHz + WCDMA + LTE 5 MHz contiguous top channels, multi-RAT carrier operation

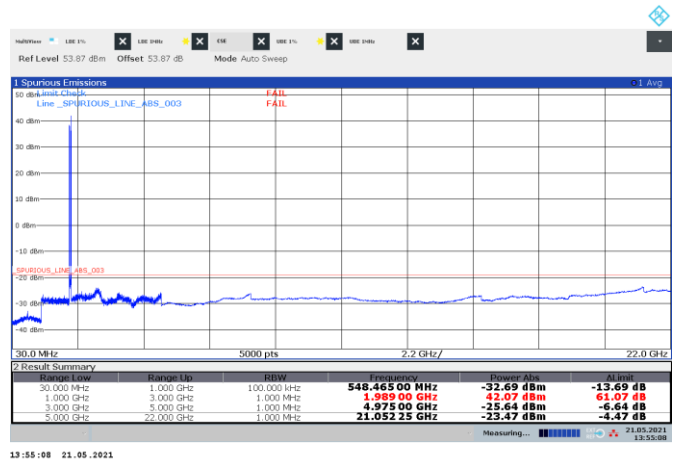


Figure 8.5-167: Conducted spurious emissions of NR 10 MHz and CDMA + LTE 5 MHz non-contiguous channels, multi-RAT carrier operation

Test data, continued

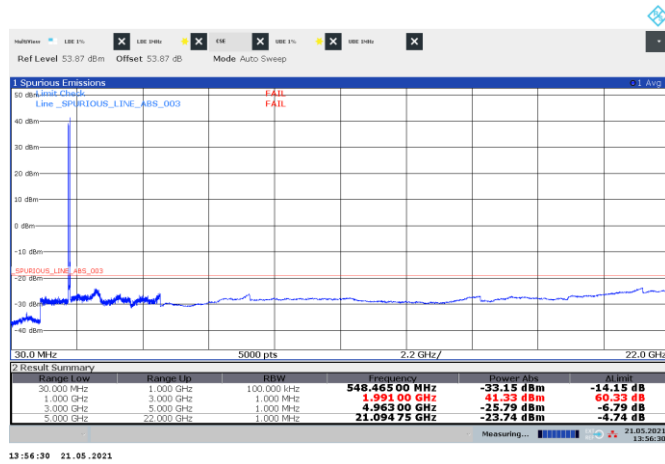


Figure 8.5-168: Conducted spurious emissions of NR 10 MHz and GSM + LTE 5 MHz non-contiguous channels, multi-RAT carrier operation



Figure 8.5-169: Conducted spurious emissions of NR 10 MHz and WCDMA + LTE 5 MHz non-contiguous channels, multi-RAT carrier operation



Figure 8.5-170: Conducted spurious emissions of NR 15 MHz + WCDMA contiguous bottom channels, multi-RAT carrier operation

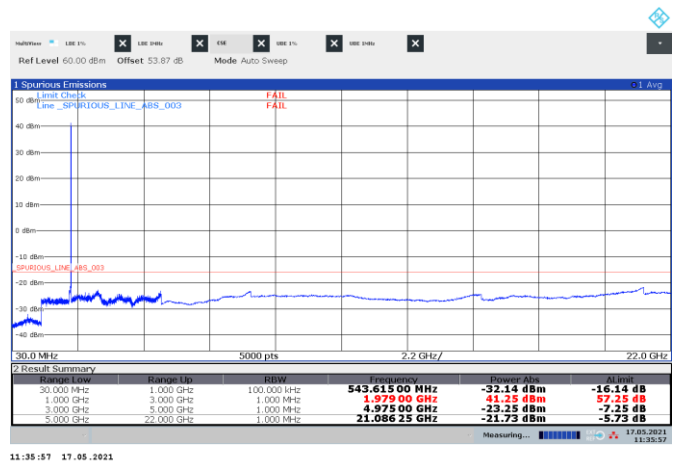


Figure 8.5-171: Conducted spurious emissions of NR 15 MHz + WCDMA contiguous top channels, multi-RAT carrier operation

Test data, continued



Figure 8.5-172: Conducted spurious emissions of NR 15 MHz + WCDMA contiguous bottom channels, multi-RAT carrier operation



Figure 8.5-173: Conducted spurious emissions of NR 15 MHz + WCDMA contiguous top channels, multi-RAT carrier operation

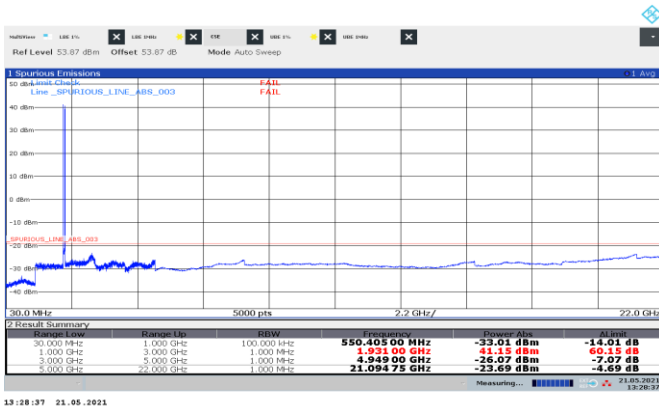


Figure 8.5-174: Conducted spurious emissions of NR 15 MHz + GSM contiguous bottom channels, multi-RAT carrier operation



Figure 8.5-175: Conducted spurious emissions of NR 15 MHz + GSM contiguous mid channels, multi-RAT carrier operation

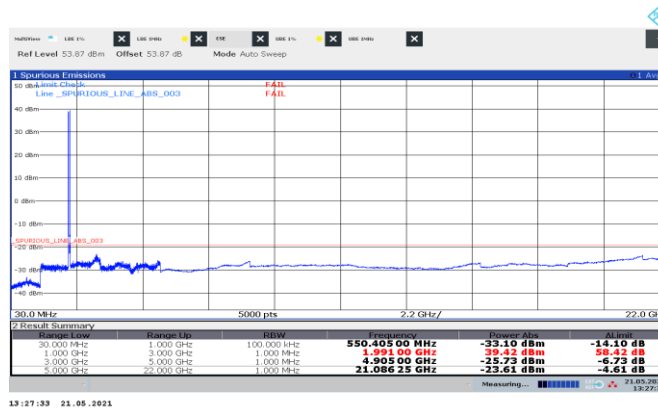


Figure 8.5-176: Conducted spurious emissions of NR 15 MHz + GSM contiguous top channels, multi-RAT carrier operation