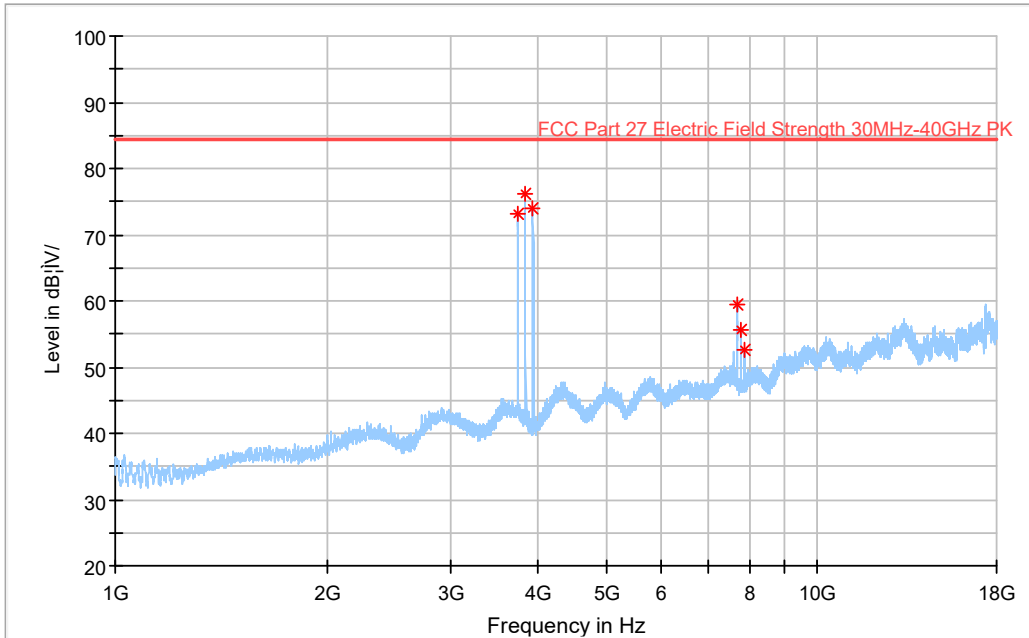


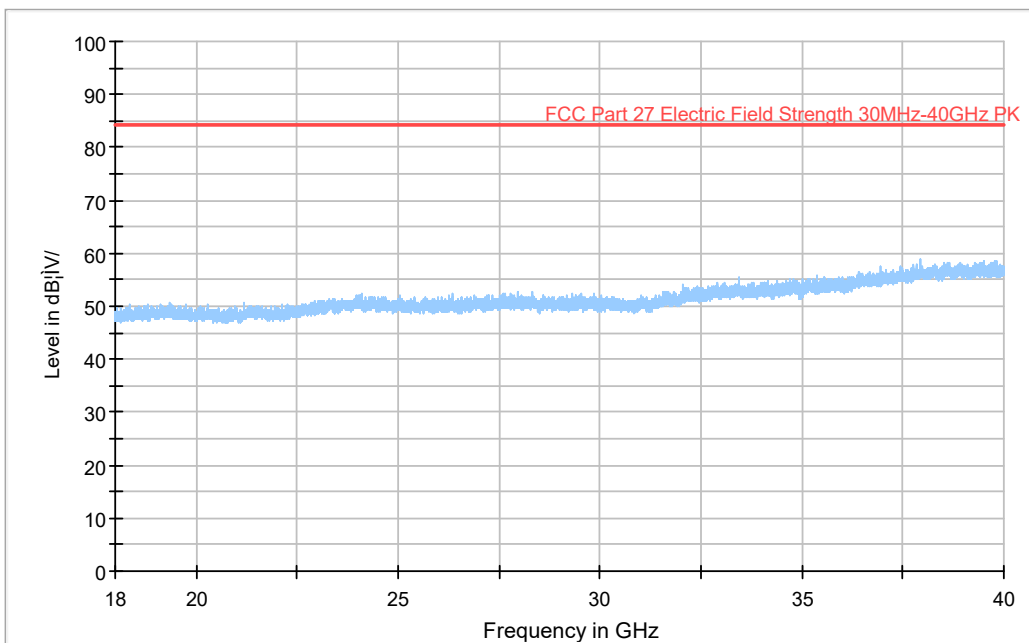
1-18GHz, Horizontal and Vertical

Full Spectrum



18-40GHz, Horizontal and Vertical

Full Spectrum



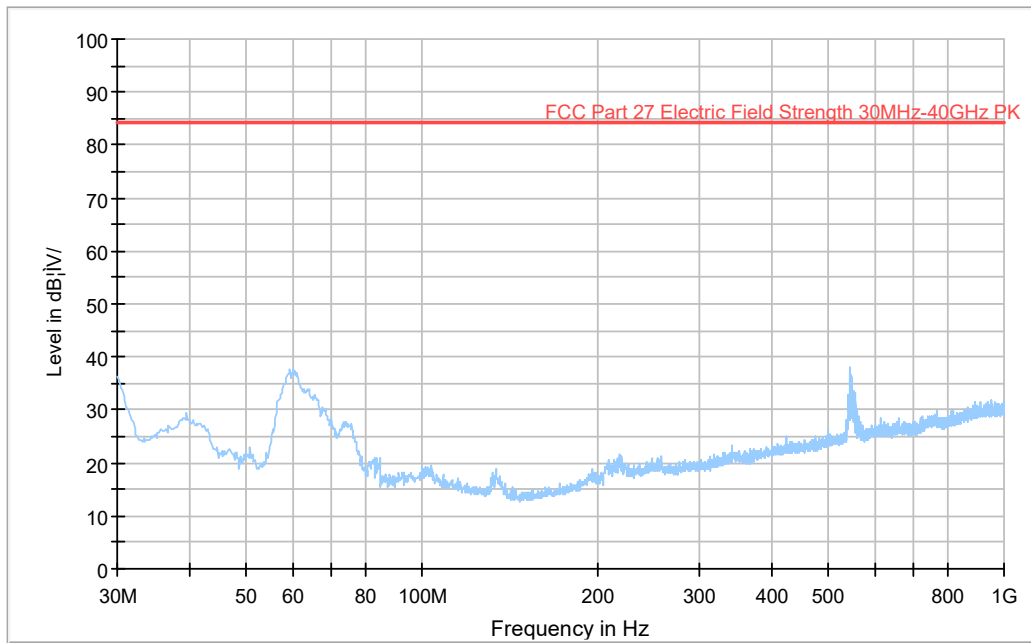
TEST REPORT

Configuration	Channel Position	Carrier	Carrier Bandwidth	Modulation
NR-MIMO-3C	M	3 Carrier	50MHz	16QAM

No emissions were detected within 20dB of the limit.

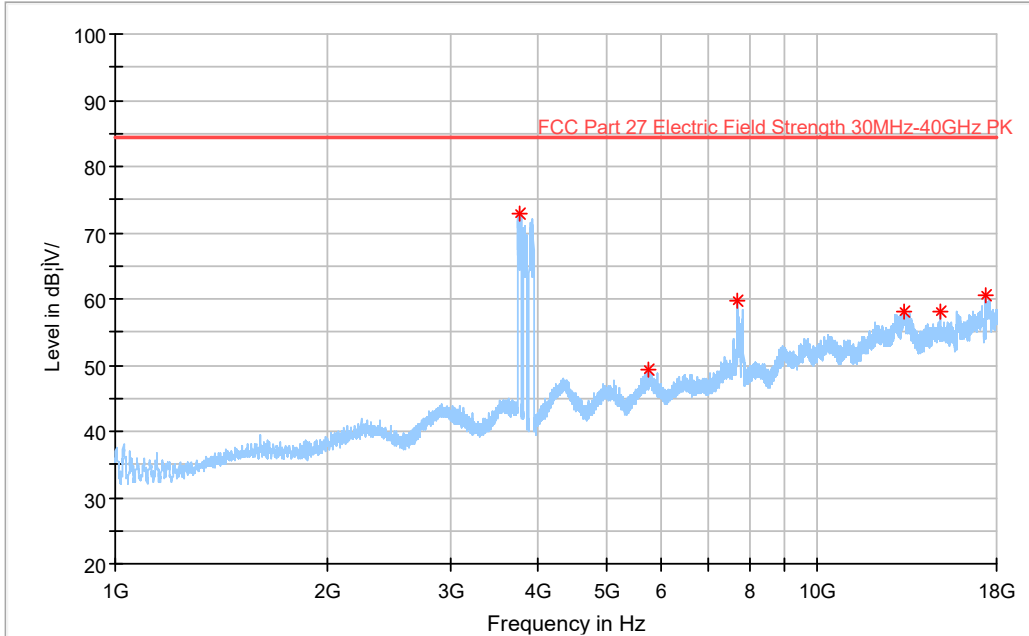
30-1000MHz, Horizontal and Vertical

Full Spectrum



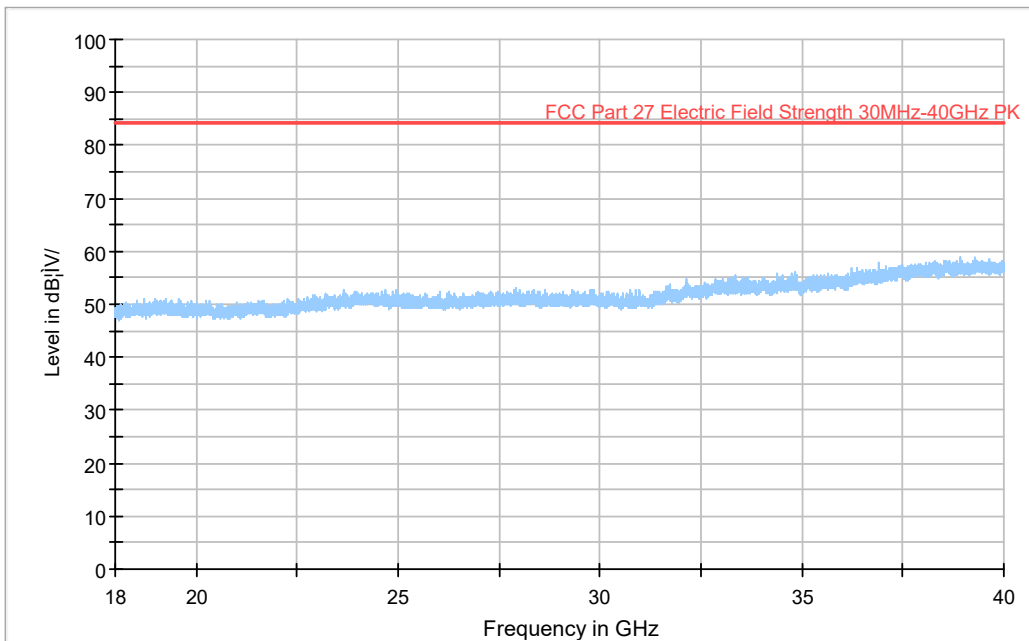
1-18GHz, Horizontal and Vertical

Full Spectrum



18-40GHz, Horizontal and Vertical

Full Spectrum



8 Frequency Stability

Test result: Tested

8.1 Limit

The frequency stability shall be sufficient to ensure that the fundamental emissions stay within the authorized bands of operation.

8.2 Measurement Procedure

Temperature Variation

The EUT was tested over the temperature range -30°C to +50°C in 10°C steps with -48 VDC Power Supply. At each temperature step, the Base Station was configured to transmit at maximum power on the middle channel of the operating band.

Voltage Variation

The EUT was tested at the supplied voltages varied from 85 to 115 percent of the nominal values of -48 VDC. At +20°C, the Base Station was configured to transmit at maximum power on the middle channel of the frequency block.

8.3 Measurement result

Frequency Error – Temperature Variation

NR-MIMO-1C

Antenna Port	Channel Bandwidth	Modulation	Temperature (°C)	Frequency Stability (Hz)		
				Channel Position B	Channel Position M	Channel Position T
E	40MHz	16QAM	-30	-1.61	-1.6	-1.82
			-20	-1.79	-1.69	-1.77
			-10	-1.81	-1.78	-1.95
			0	-1.86	-2.15	-1.76
			10	-1.99	-1.72	-1.66
			20	-1.75	-1.65	-1.98
			30	-1.84	-1.74	-1.86
			40	-1.97	-1.69	-1.78
			50	-1.63	-1.78	-1.68

NR-MIMO-1C

Antenna Port	Channel Bandwidth	Modulation	Temperature (°C)	Frequency Stability (Hz)		
				Channel Position B	Channel Position M	Channel Position T
E	100MHz	16QAM	-30	-2.17	-2.2	-2.31
			-20	-2.29	-2.35	-2.4
			-10	-2.28	-2.69	-2.37
			0	-2.1	-2.27	-2.39
			10	-2.5	-2.37	-2.42
			20	-2.56	-2.48	-2.68
			30	-2.38	-2.63	-2.47
			40	-2.41	-2.59	-2.61
			50	-2.48	-2.58	-2.77

TEST REPORT

Frequency Error – Voltage Variation

Configuration NR-MIMO-1C

Antenna Port	Channel Bandwidth	Modulation	Temperature (°C)	Supply Voltage (V)	Frequency Stability (Hz)		
					Channel Position B	Channel Position M	Channel Position T
E	40MHz	16QAM	20	-40.8	-1.71	-1.56	-1.82
				-48.0	-1.75	-1.65	-1.98
				-55.2	-1.68	-1.69	-1.89

Configuration NR-MIMO-1C

Antenna Port	Channel Bandwidth	Modulation	Temperature (°C)	Supply Voltage (V)	Frequency Stability (Hz)		
					Channel Position B	Channel Position M	Channel Position T
E	100MHz	16QAM	20	-40.8	-2.42	-2.59	-2.74
				-48.0	-2.56	-2.48	-2.68
				-55.2	-2.49	-2.51	-2.57

***** END *****