



Exhibit 6: Test Setup Photographs

KRC 161 879/1
LPRU 4410 B5B12A

Date: 5 May 2020
Author: Denis Lalonde

CONFIDENTIAL INFORMATION
RESTRICTED USE AND DUPLICATION
© Ericsson Canada Inc. All Rights Reserved.

The information contained in this document is the property of Ericsson Canada. Except as specifically authorized in writing by Ericsson, the holder of this document shall keep all information contained herein confidential and shall protect same in whole or in part from disclosure and dissemination to all third parties.




Figure 1: Radiated Test setup (30 to 1000MHz)




Figure 2: Radiated Test setup (frequency above 1000MHz)




Figure 3: Conducted Test Equipment



Figure 4: EUT test fixture in a thermal test chamber