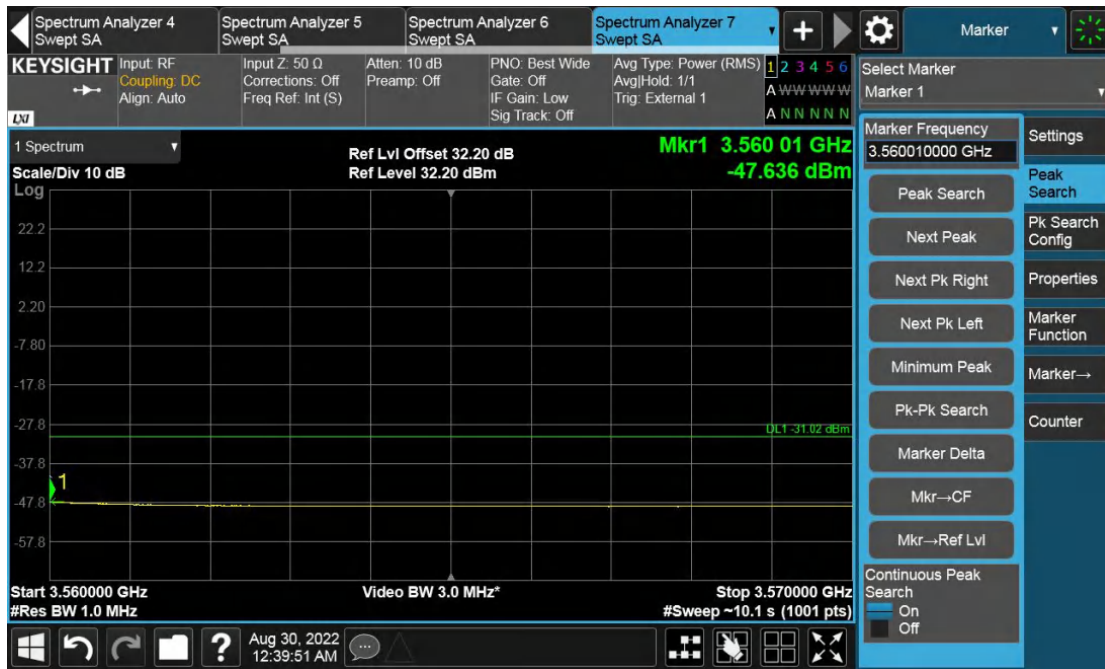


Channel Position B





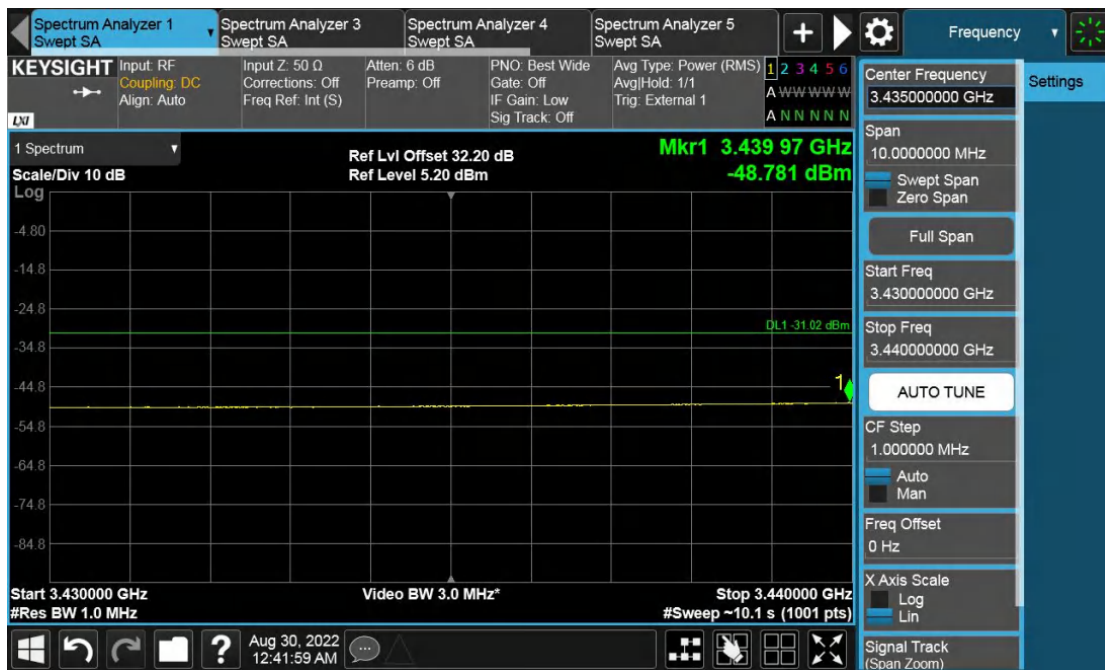
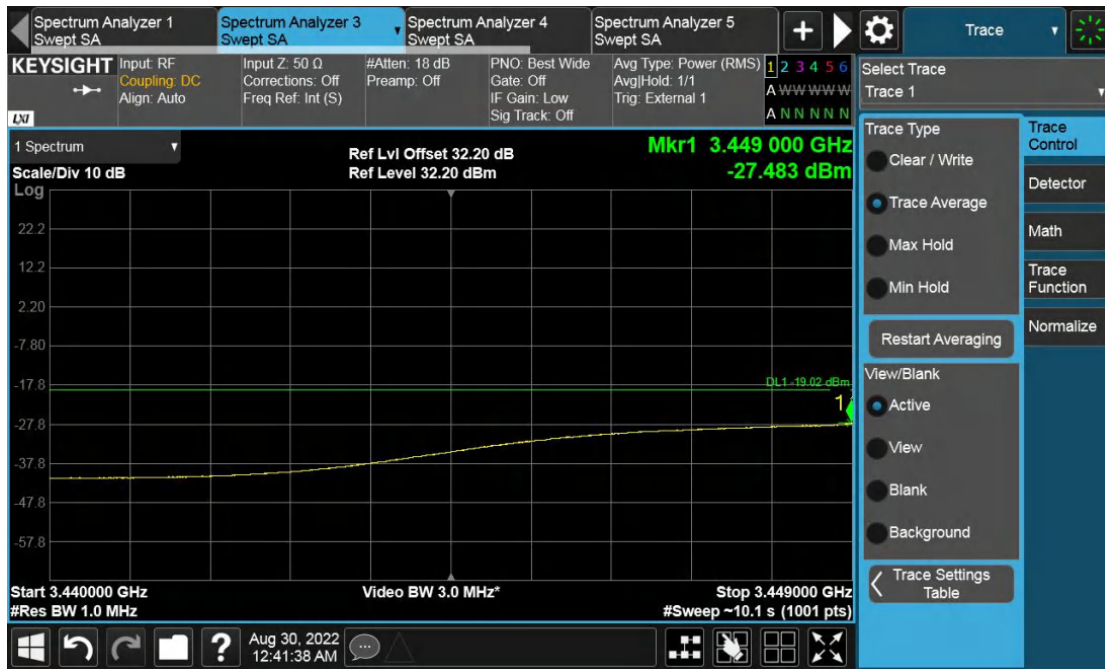
Channel Position T

**Configuration NR-MIMO-1C-UE**

Antenna Port	Channel Position	Modulation	Carrier Bandwidth	Frequency range (MHz)	RBW (kHz)	Limit (dBm)
C	B	QPSK	60	3449-3450	200	-19.02
				3440-3449	1000	-19.02
				3430-3440	1000	-31.02
	T	QPSK	60	3550-3551	200	-19.02
				3551-3560	1000	-19.02
				3560-3570	1000	-31.02

Test figure as below:





Channel Position B







Channel Position T

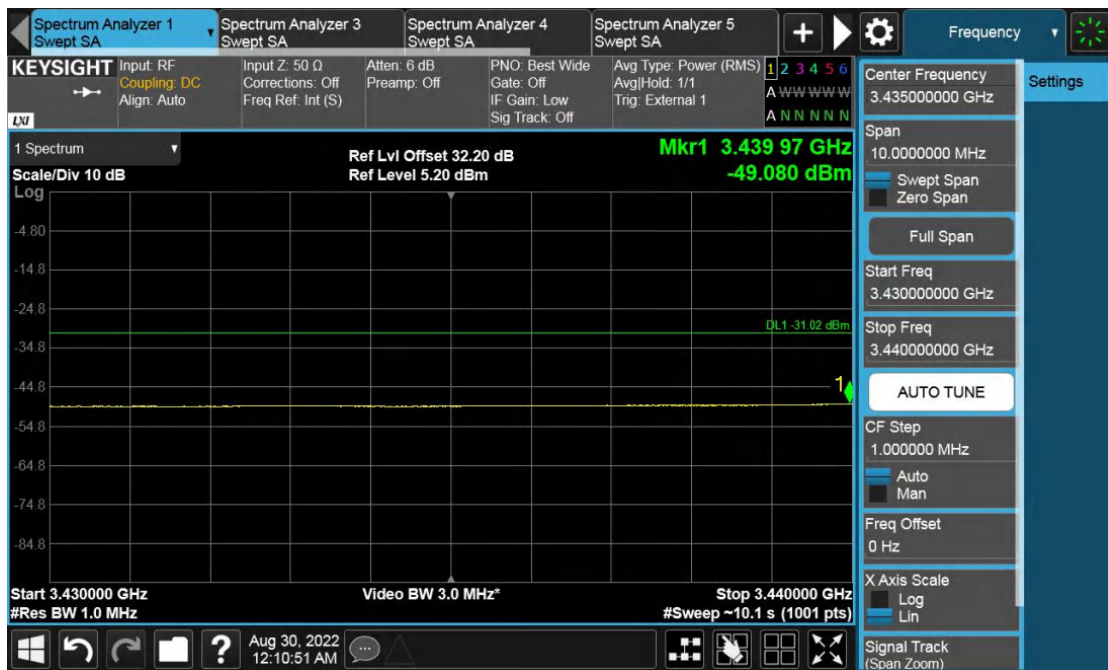
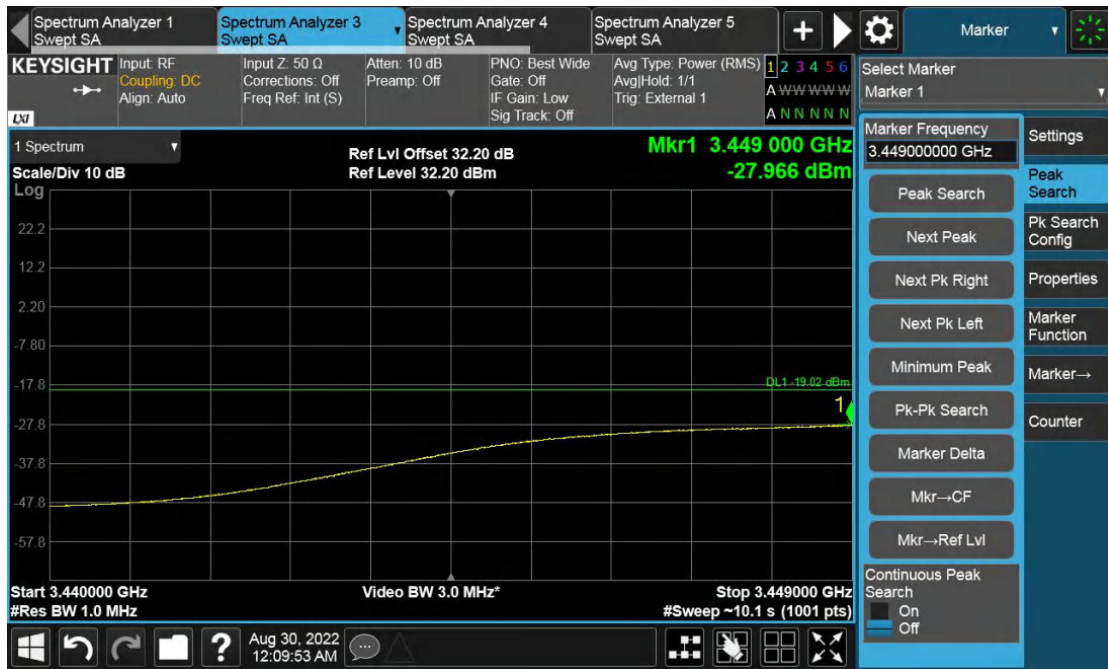
**Configuration NR-MIMO-1C-UE**

Antenna Port	Channel Position	Modulation	Carrier Bandwidth	Frequency range (MHz)	RBW (kHz)	Limit (dBm)
C	B	QPSK	70	3449-3450	200	-19.02
				3440-3449	1000	-19.02
				3430-3440	1000	-31.02
	T	QPSK	70	3550-3551	200	-19.02
				3551-3560	1000	-19.02
				3560-3570	1000	-31.02

Test figure as below:







Channel Position B





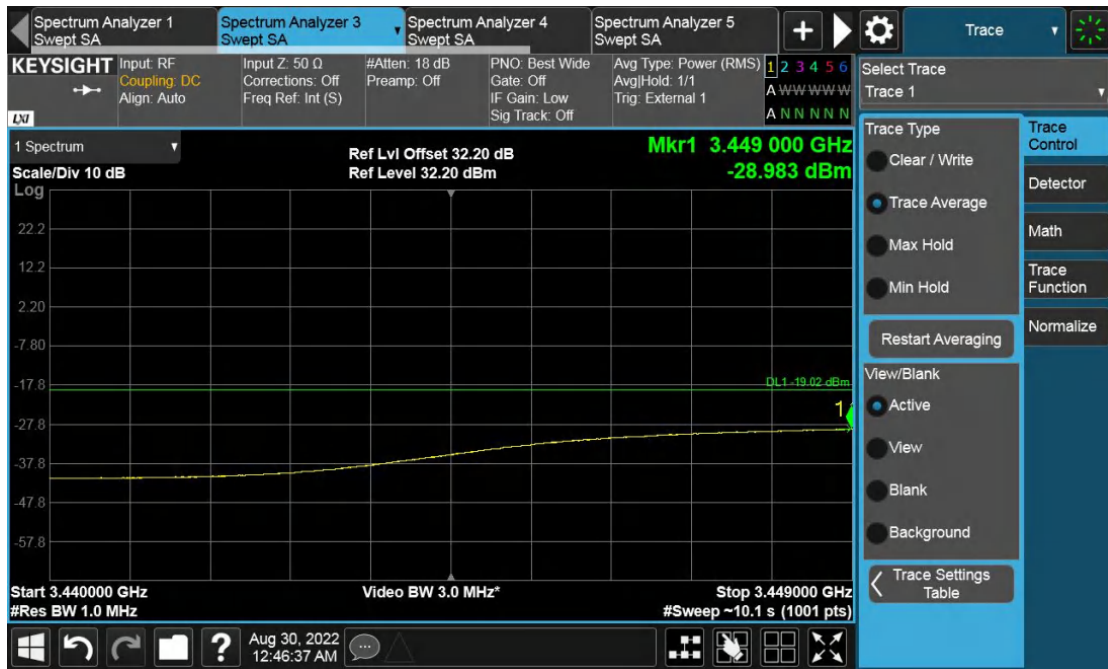
Channel Position T

**Configuration NR-MIMO-1C-UE**

Antenna Port	Channel Position	Modulation	Carrier Bandwidth	Frequency range (MHz)	RBW (kHz)	Limit (dBm)
C	B	QPSK	80	3449-3450	200	-19.02
				3440-3449	1000	-19.02
				3430-3440	1000	-31.02
	T	QPSK	80	3550-3551	200	-19.02
				3551-3560	1000	-19.02
				3560-3570	1000	-31.02

Test figure as below:





Channel Position B







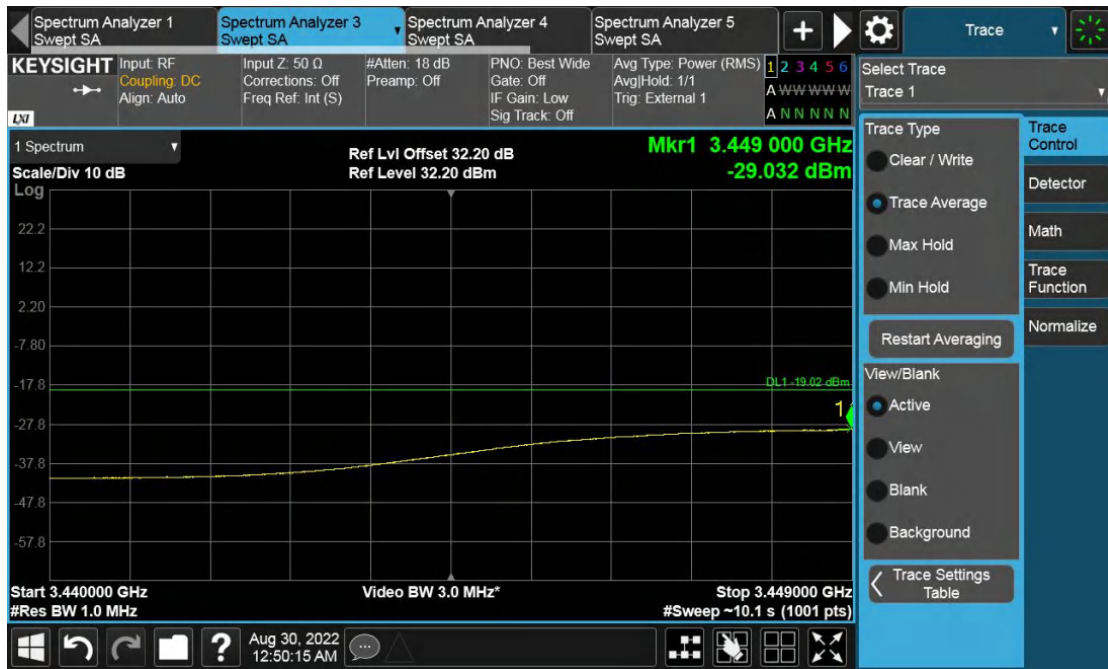
Channel Position T

**Configuration NR-MIMO-1C-UE**

Antenna Port	Channel Position	Modulation	Carrier Bandwidth	Frequency range (MHz)	RBW (kHz)	Limit (dBm)
C	B	QPSK	90	3449-3450	200	-19.02
				3440-3449	1000	-19.02
				3430-3440	1000	-31.02
	T	QPSK	90	3550-3551	200	-19.02
				3551-3560	1000	-19.02
				3560-3570	1000	-31.02

Test figure as below:





Channel Position B







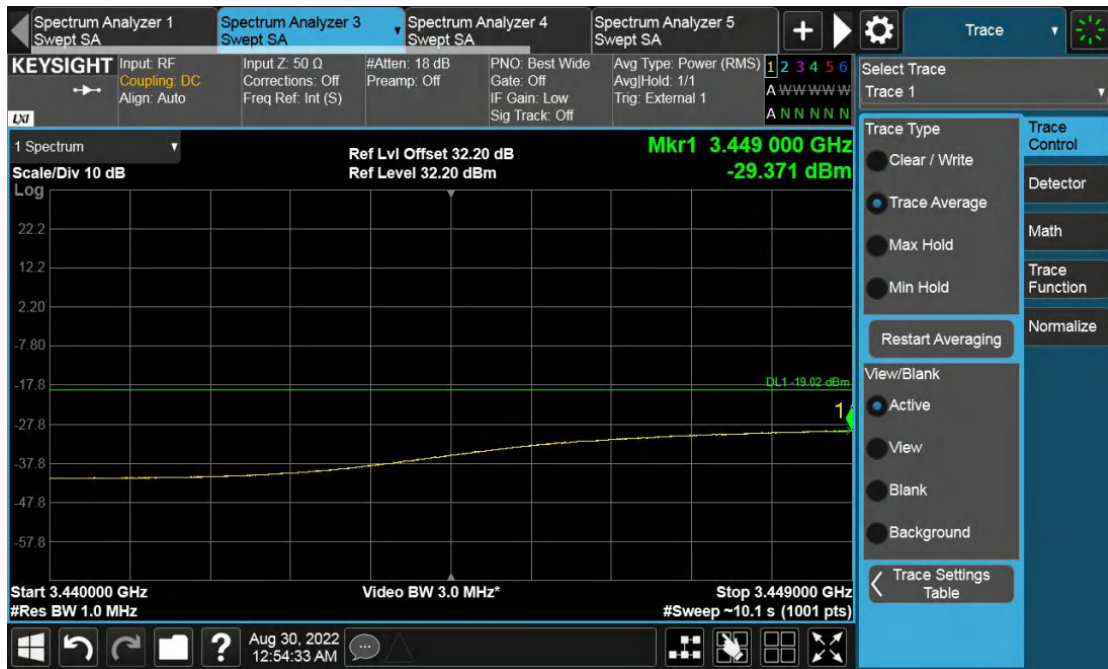
Channel Position T

**Configuration NR-MIMO-1C-UE**

Antenna Port	Channel Position	Modulation	Carrier Bandwidth	Frequency range (MHz)	RBW (kHz)	Limit (dBm)
C	B	QPSK	100	3449-3450	200	-19.02
				3440-3449	1000	-19.02
				3430-3440	1000	-31.02
	T	QPSK	100	3550-3551	200	-19.02
				3551-3560	1000	-19.02
				3560-3570	1000	-31.02

Test figure as below:





Channel Position B





Channel Position T

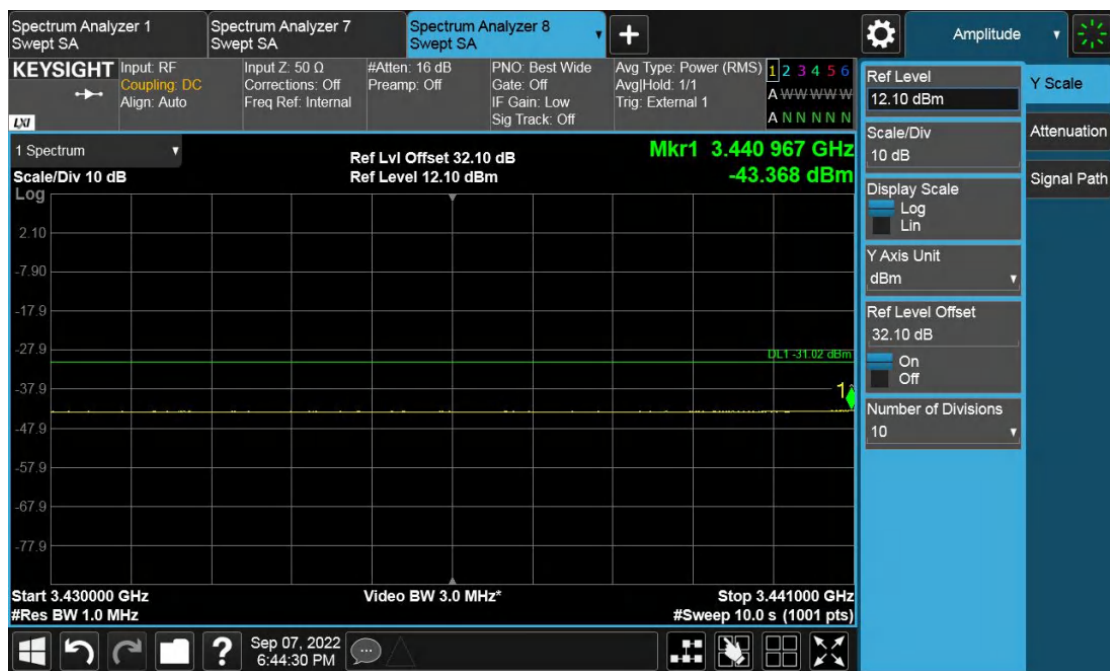
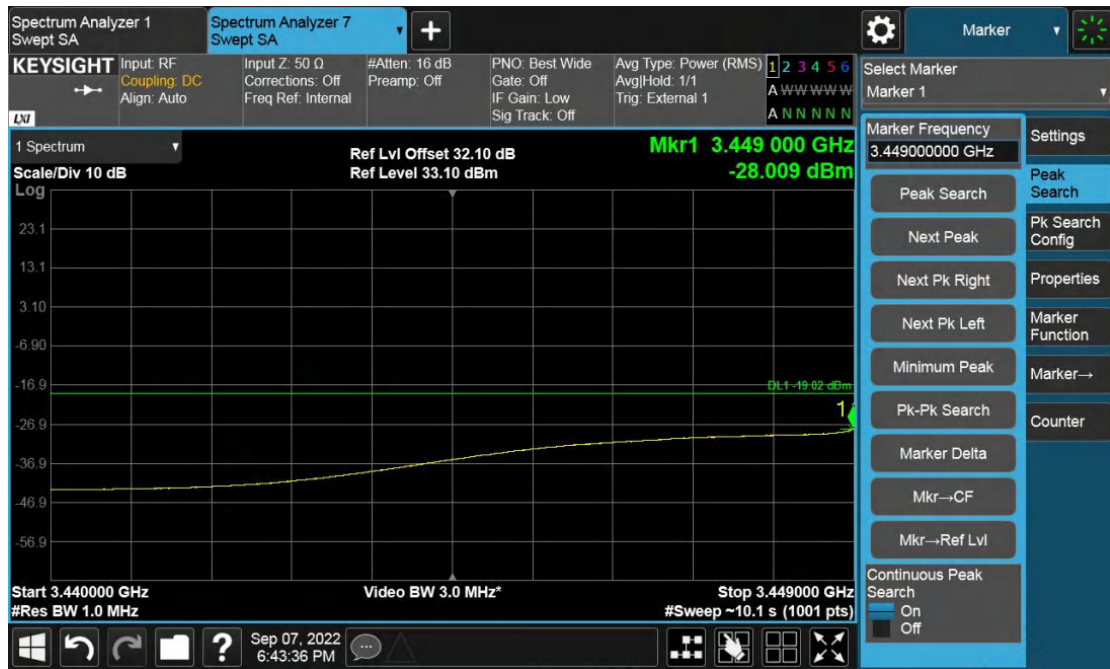


**Configuration NR-MIMO-2C-UE**

Antenna Port	Channel Position	Modulation	Carrier Bandwidth	Frequency range (MHz)	RBW (kHz)	Limit (dBm)
C	B	QPSK	20	3449-3450	200	-19.02
				3440-3449	1000	-19.02
				3430-3440	1000	-31.02
	T	QPSK	20	3550-3551	200	-19.02
				3551-3560	1000	-19.02
				3560-3570	1000	-31.02

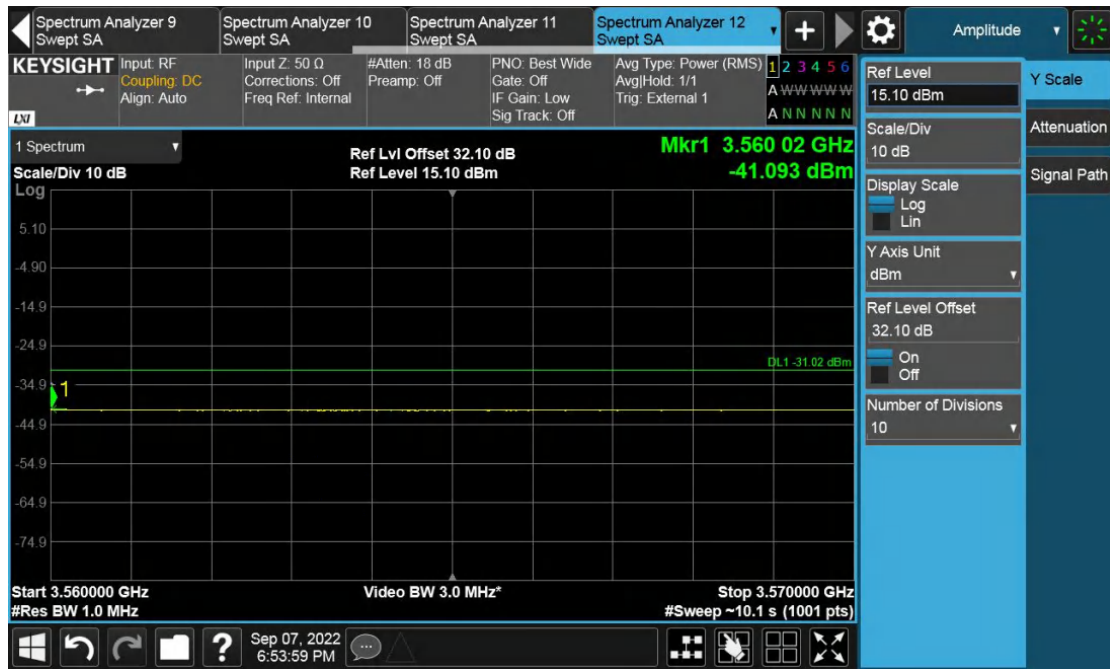
Test figure as below:





Channel Position B



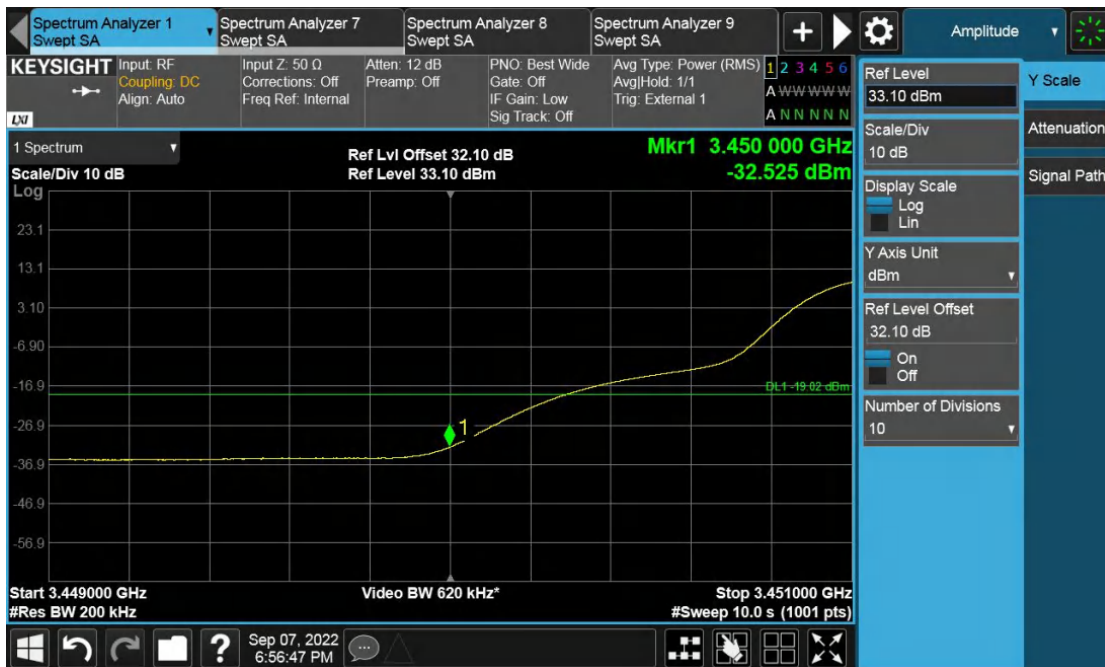


Channel Position T

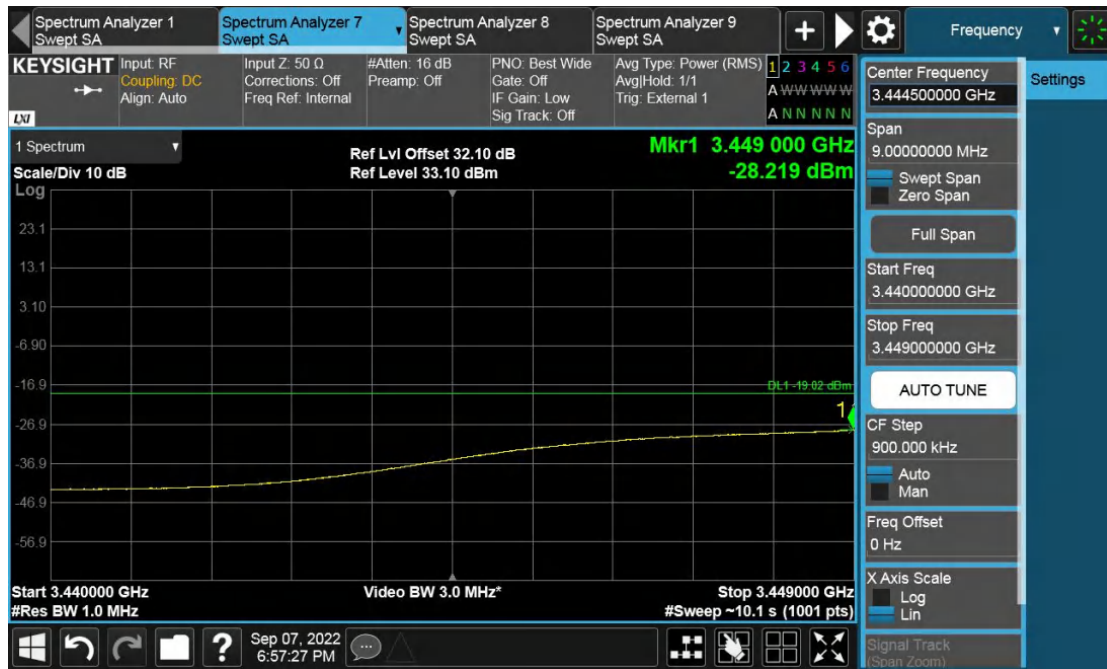
**Configuration NR-MIMO-2C-UE**

Antenna Port	Channel Position	Modulation	Carrier Bandwidth	Frequency range (MHz)	RBW (kHz)	Limit (dBm)
C	B	QPSK	30	3449-3450	200	-19.02
				3440-3449	1000	-19.02
				3430-3440	1000	-31.02
	T	QPSK	30	3550-3551	200	-19.02
				3551-3560	1000	-19.02
				3560-3570	1000	-31.02

Test figure as below:







Channel Position B



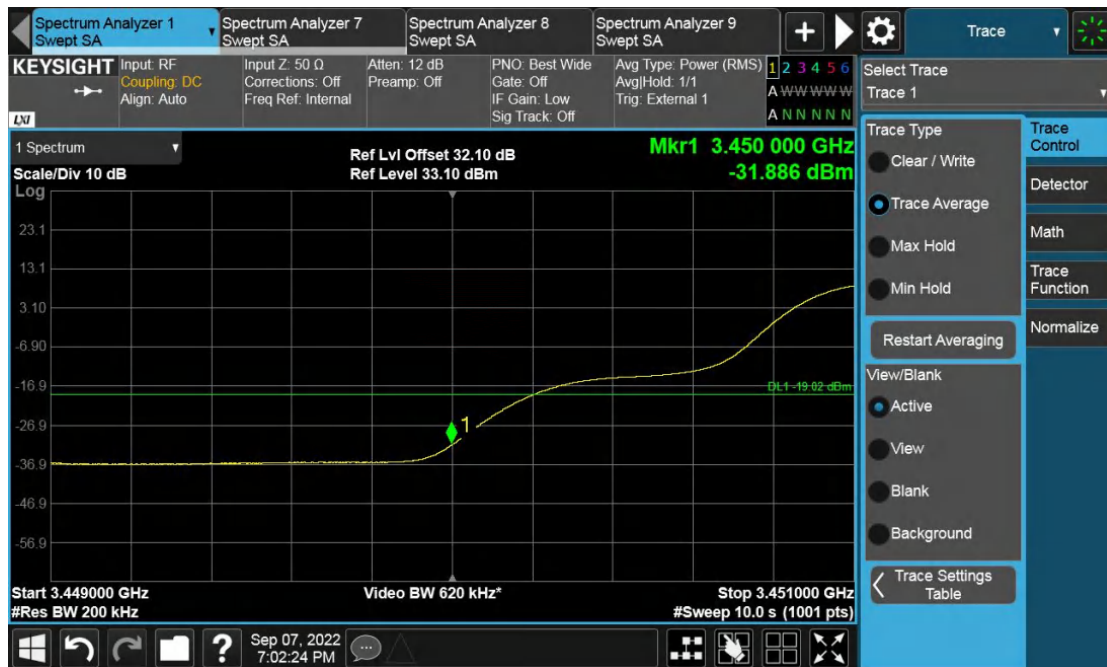


Channel Position T

**Configuration NR-MIMO-2C-UE**

Antenna Port	Channel Position	Modulation	Carrier Bandwidth	Frequency range (MHz)	RBW (kHz)	Limit (dBm)
C	B	QPSK	40	3449-3450	200	-19.02
				3440-3449	1000	-19.02
				3430-3440	1000	-31.02
	T	QPSK	40	3550-3551	200	-19.02
				3551-3560	1000	-19.02
				3560-3570	1000	-31.02

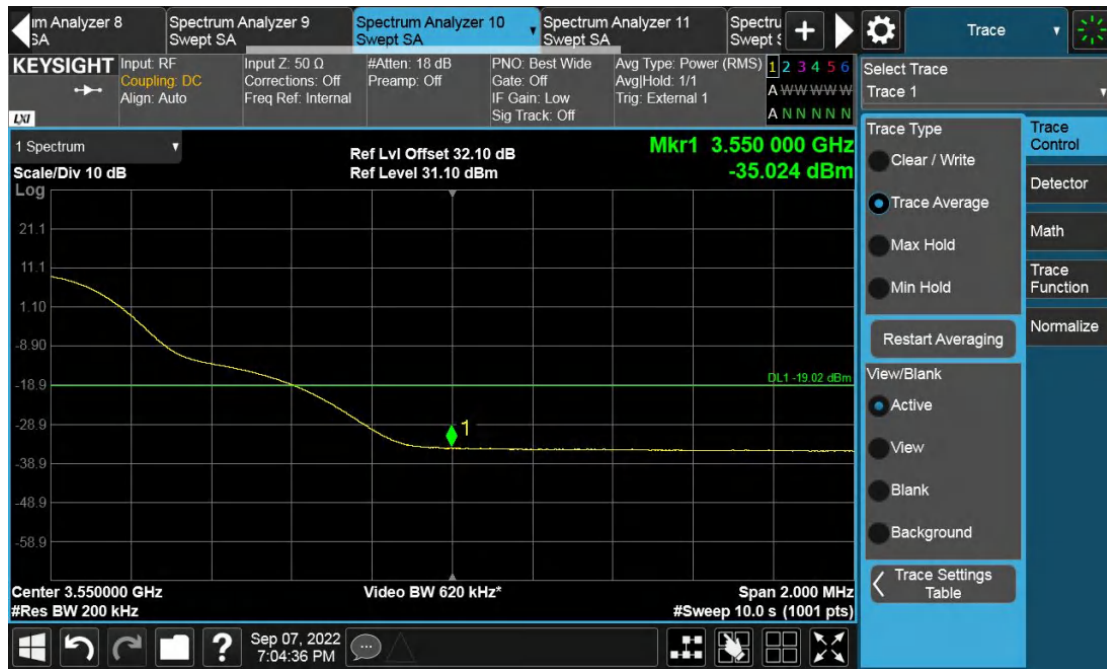
Test figure as below:





Channel Position B







Channel Position T

**Configuration NR-MIMO-2C-UE**

Antenna Port	Channel Position	Modulation	Carrier Bandwidth	Frequency range (MHz)	RBW (kHz)	Limit (dBm)
C	B	QPSK	50	3449-3450	200	-19.02
				3440-3449	1000	-19.02
				3430-3440	1000	-31.02
	T	QPSK	50	3550-3551	200	-19.02
				3551-3560	1000	-19.02
				3560-3570	1000	-31.02

Test figure as below:

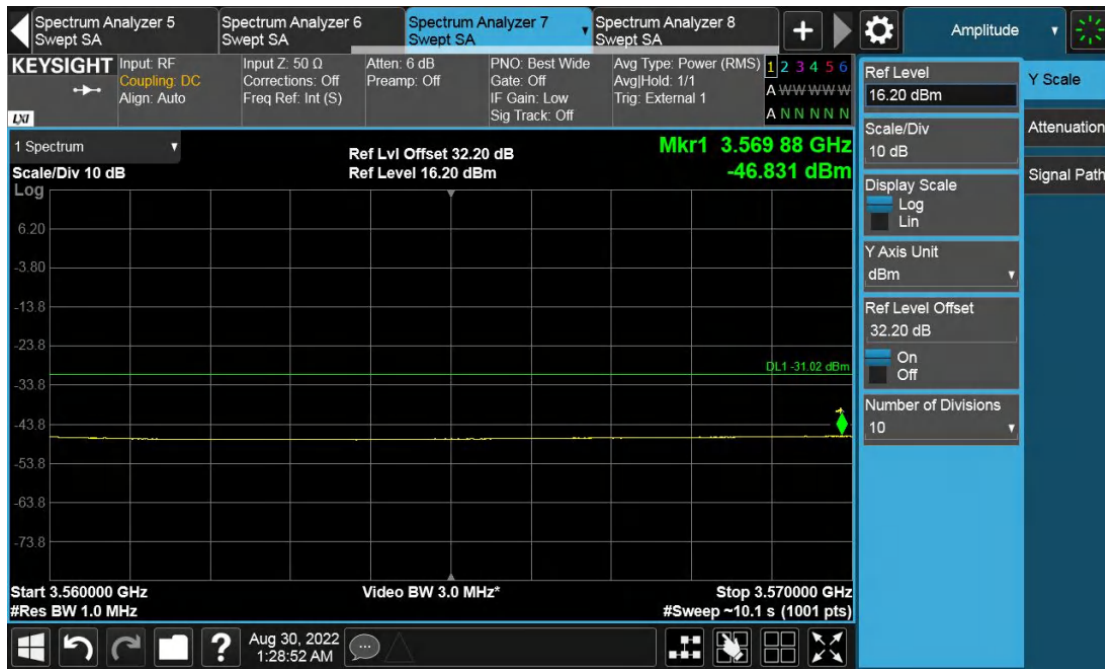




Channel Position B







Channel Position T

**Configuration NR-MIMO-3C-UE**

Antenna Port	Channel Position	Modulation	Carrier Bandwidth	Frequency range (MHz)	RBW (kHz)	Limit (dBm)
C	B	QPSK	20	3449-3450	200	-19.02
				3440-3449	1000	-19.02
				3430-3440	1000	-31.02
	T	QPSK	20	3550-3551	200	-19.02
				3551-3560	1000	-19.02
				3560-3570	1000	-31.02

Test figure as below:

