



**APPENDIX 3: Photographs of test setup**

**Radiated Emission**



**Photo 1**



**Photo 2**

**Worst Case Position**

Below 30 MHz: X-axis

Above 30 MHz: Horizontal: X-axis / Vertical: Z-axis

**X-axis**



**Y-axis**




**Z-axis**



**Worst case position**



With transponder key attached



Without transponder key attached (Worst)

**End of Report**