

APPENDIX 3: Photographs of test setup

Radiated Emission




Photo 1




Photo 2

UL Japan, Inc.

Ise EMC Lab.

4383-326 Asama-cho, Ise-shi, Mie-ken 516-0021 JAPAN

Telephone : +81 596 24 8999

Facsimile : +81 596 24 8124

Worst Case Position

ECU
Below 30 MHz
X-axis
Above 30 MHz
Horizontal: X-axis / Vertical: X-axis
X-axis




Y-axis



Z-axis




ANT
Below 30 MHz
X-axis
Above 30 MHz
Horizontal: X-axis / Vertical: X-axis
X-axis



Y-axis



Z-axis



End of Report

UL Japan, Inc.

Ise EMC Lab.

4383-326 Asama-cho, Ise-shi, Mie-ken 516-0021 JAPAN

Telephone : +81 596 24 8999

Facsimile : +81 596 24 8124