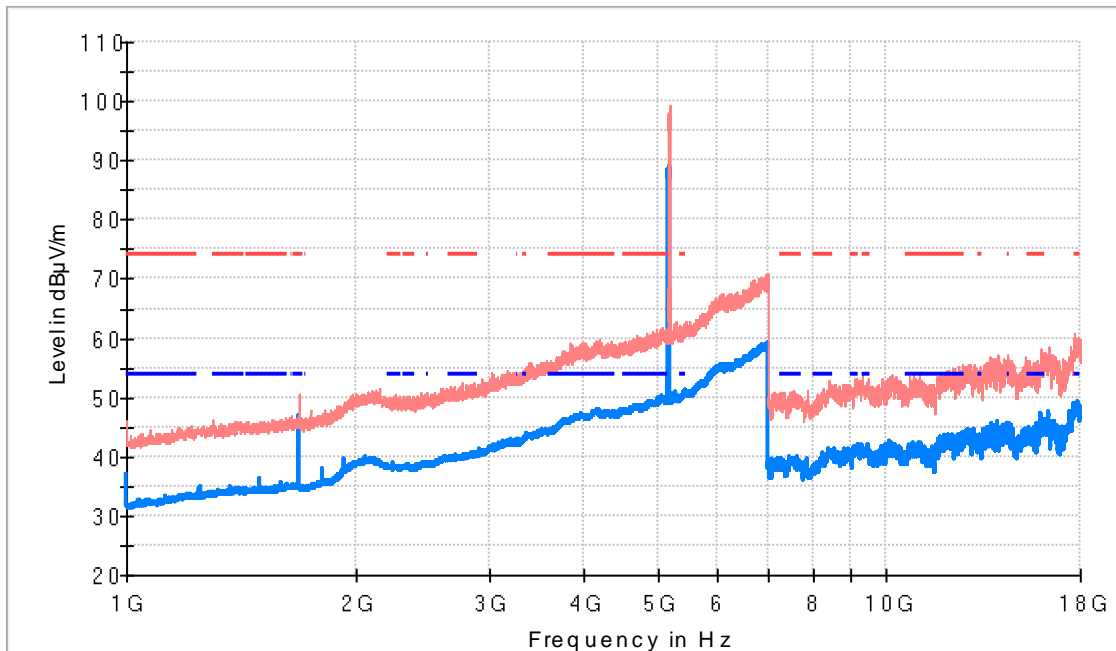


FREQUENCY RANGE

1 GHz – 18 GHz

Lowest Channel

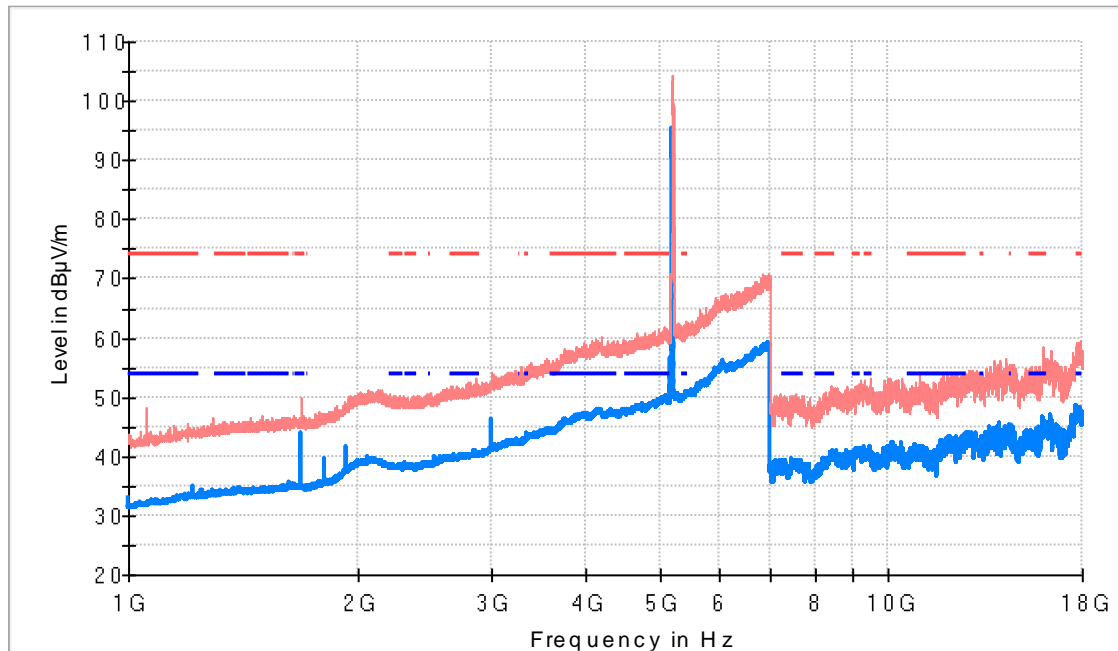


- AVG_MAXH
- PK+_MAXH
- - - TX limits to Spurious Emission FCC15.407 (1GHz to 40 GHz) Restricted Bands PK Lim
- - - TX limits to Spurious Emission FCC15.407 (1GHz to 40 GHz) Restricted Bands AVG Li

Frequency (MHz)	PK+_MAXH (dBµV/m)	AVG_MAXH (dBµV/m)	Pol	Margin - AVG (dB)	Limit - AVG (dBµV/m)	Comment
1687.000000	50.1	46.6	H	7.4	54.0	
5182.500000	99.0	89.1	H	---	---	Fundamental
17898.500000	59.2	49.1	V	4.9	54.0	

TEST RESULTS (Cont.)

Middle Channel

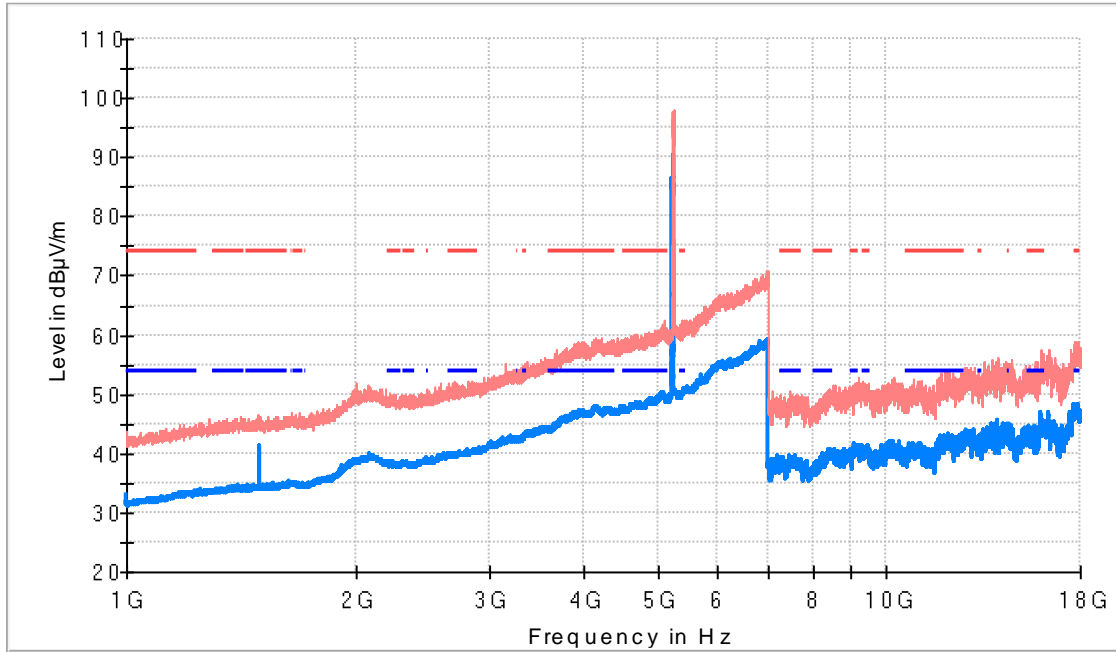


- AVG_MAXH
- PK+_MAXH
- - - TX limits to Spurious Emission FCC15.407 (1GHz to 40 GHz) Restricted Bands PK Lim
- - - TX limits to Spurious Emission FCC15.407 (1GHz to 40 GHz) Restricted Bands AVG Li

Frequency (MHz)	PK+_MAXH (dBµV/m)	AVG_MAXH (dBµV/m)	Pol	Margin - AVG (dB)	Limit - AVG (dBµV/m)	Comment
1687.500000	49.2	43.9	H	10.1	54.0	
5192.500000	103.9	95.3	H	---	---	Fundamental
17654.500000	58.3	48.6	V	---	---	

TEST RESULTS (Cont.)

Highest Channel



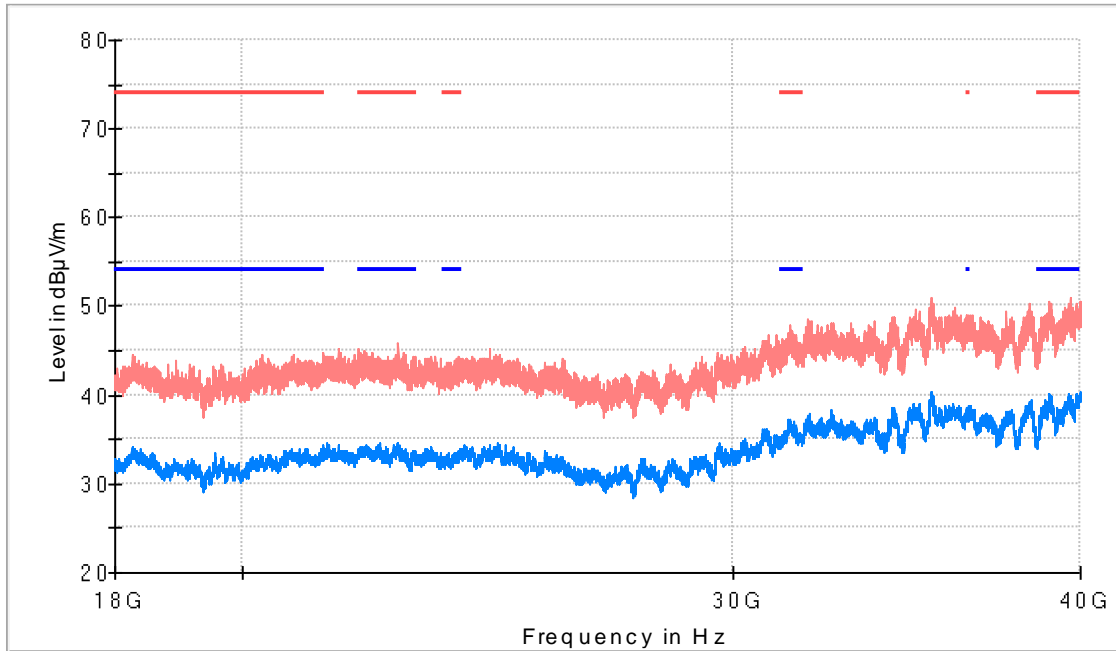
- AVG_MAXH
- PK+_MAXH
- TX limits to Spurious Emission FCC15.407 (1GHz to 40 GHz) Restricted Bands PK Lim
- TX limits to Spurious Emission FCC15.407 (1GHz to 40 GHz) Restricted Bands AVG Li

Frequency (MHz)	PK+_MAXH (dBµV/m)	AVG_MAXH (dBµV/m)	Pol	Margin - AVG (dB)	Limit - AVG (dBµV/m)	Comment
1500.000000	46.3	41.3	H	12.7	54.0	
5247.000000	97.6	90.4	H	---	---	Fundamental
17901.500000	57.9	48.1	V	5.9	54.0	

FREQUENCY RANGE

18 GHz – 40 GHz

Lowest Channel

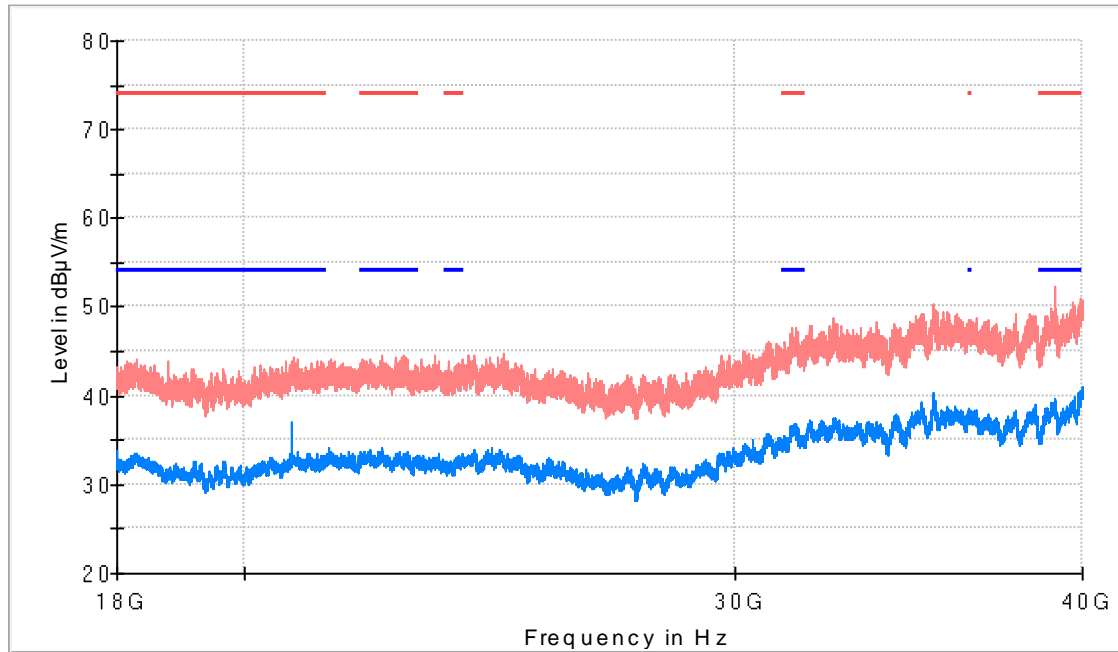


- AVG_MAXH
- PK+_MAXH
- - - TX limits to Spurious Emission FCC15.407 (1GHz to 40 GHz) Restricted Bands PK Lim
- - - TX limits to Spurious Emission FCC15.407 (1GHz to 40 GHz) Restricted Bands AVG Li

Frequency (MHz)	PK+_MAXH (dBµV/m)	AVG_MAXH (dBµV/m)	Pol	Margin - AVG (dB)	Limit - AVG (dBµV/m)
39993.812500	48.5	40.5	H	114.0	13.5

TEST RESULTS (Cont.)

Middle Channel

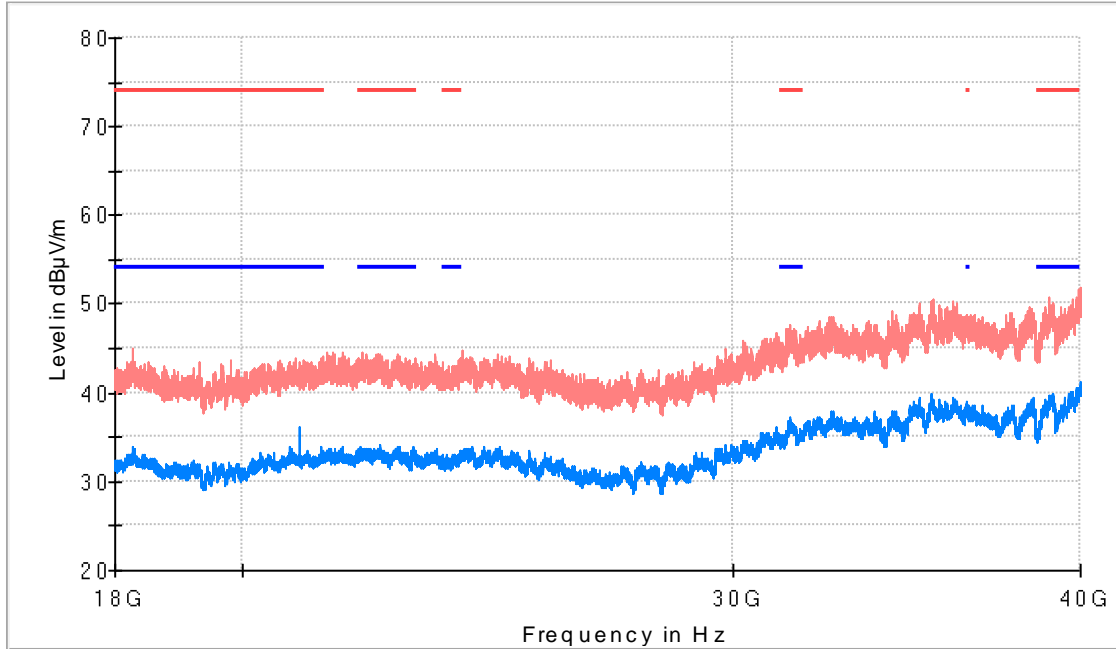


- AVG_MAXH
- PK+_MAXH
- - TX limits to Spurious Emission FCC15.407 (1GHz to 40 GHz) Restricted Bands PK Lim
- - TX limits to Spurious Emission FCC15.407 (1GHz to 40 GHz) Restricted Bands AVG Li

Frequency (MHz)	PK+_MAXH (dBµV/m)	AVG_MAXH (dBµV/m)	Pol	Azimuth (deg)	Margin - AVG (dB)	Limit - AVG (dBµV/m)
39989.687500	50.0	41.0	H	-51.0	13.0	54.0

TEST RESULTS (Cont.)

Highest Channel



- AVG_MAXH
- PK+_MAXH
- TX limits to Spurious Emission FCC15.407 (1GHz to 40 GHz) Restricted Bands PK Lim
- TX limits to Spurious Emission FCC15.407 (1GHz to 40 GHz) Restricted Bands AVG Li

Frequency (MHz)	PK+_MAXH (dBµV/m)	AVG_MAXH (dBµV/m)	Pol	Azimuth (deg)	Margin - AVG (dB)	Limit - AVG (dBµV/m)
39920.937500	49.2	40.6	H	180.0	13.4	54.0

Appendix C: Test results 5.725 GHz – 5.85 GHz Band

Appendix C Content

DESCRIPTION OF TEST CONDITIONS	288
SECTION C.1: 26DB EMISSION BANDWIDTH & OCCUPIED BANDWIDTH.....	291
SECTION C.2: 6DB EMISSION BANDWIDTH.....	416
SECTION C.4: POWER LIMITS. MAXIMUM OUTPUT POWER.....	475
SECTION C.3: POWER SPECTRAL DENSITY	521
SECTION C.5: BAND-EDGE EMISSIONS COMPLIANCE (TRANSMITTER)	581
SECTION C.6: UNDESIRABLE RADIATED EMISSIONS (TRANSMITTER).....	648

DESCRIPTION OF TEST CONDITIONS

TEST CONDITIONS	DESCRIPTION
TC#01 ⁽¹⁾ (a mode)	<p><u>Power supply (V):</u> $V_{\text{nominal}} = 12 \text{ Vdc}$</p> <p><u>Channel Bandwidth:</u> 20 MHz</p> <p><u>Test Frequencies for Conducted/Radiated tests: (Radio A, Radio B and Radio A+B)</u></p> <p>Lowest range: 5745 MHz Middle channel: 5785 MHz Highest range: 5825 MHz</p>
TC#02 ⁽¹⁾ (n mode)	<p><u>Power supply (V):</u> $V_{\text{nominal}} = 12 \text{ Vdc}$</p> <p><u>Channel Bandwidth:</u> 20 MHz</p> <p><u>Test Frequencies for Conducted/Radiated tests: (Radio A, Radio B and Radio A+B)</u></p> <p>Lowest channel: 5745 MHz Middle channel: 5785 MHz Highest channel: 5825 MHz</p> <p><u>Channel Bandwidth:</u> 40 MHz</p> <p><u>Test Frequencies for Conducted/Radiated tests: (Radio A, Radio B and Radio A+B)</u></p> <p>Lowest channel: 5755 MHz Highest channel: 5795 MHz</p>

<p>TC#03⁽¹⁾ (ac mode)</p>	<p><u>Power supply (V):</u> $V_{\text{nominal}} = 12 \text{ Vdc}$</p> <p><u>Channel Bandwidth:</u> 20 MHz</p> <p><u>Test Frequencies for Conducted/Radiated tests: (Radio A, Radio B and Radio A+B)</u></p> <p>Lowest channel: 5745 MHz Middle channel: 5785 MHz Highest channel: 5825 MHz</p> <p><u>Channel Bandwidth:</u>40 MHz</p> <p><u>Test Frequencies for Conducted/Radiated tests: (Radio A, Radio B and Radio A+B)</u></p> <p>Lowest channel: 5755 MHz Highest channel: 5795 MHz</p> <p><u>Channel Bandwidth:</u> 80 MHz</p> <p><u>Test Frequencies for Conducted/Radiated tests: (Radio A, Radio B and Radio A+B)</u></p> <p>Middle channel: 5775 MHz</p>
<p>TC#04⁽¹⁾ (ax mode)</p>	<p><u>Power supply (V):</u> $V_{\text{nominal}} = 12 \text{ Vdc}$</p> <p><u>Channel Bandwidth:</u> 20 MHz</p> <p><u>Test Frequencies for Conducted/Radiated tests: (Radio A, Radio B and Radio A+B)</u></p> <p>Lowest channel: 5745MHz Middle channel: 5785 MHz Highest channel: 5825 MHz</p> <p><u>Channel Bandwidth:</u>40 MHz</p> <p><u>Test Frequencies for Conducted/Radiated tests: (Radio A, Radio B and Radio A+B)</u></p> <p>Lowest channel: 5755 MHz Highest channel: 5795 MHz</p> <p><u>Channel Bandwidth:</u> 80 MHz</p> <p><u>Test Frequencies for Conducted/Radiated tests: (Radio A, Radio B and Radio A+B)</u></p> <p>Lowest channel: 5775 MHz</p>

<p>TC#05⁽¹⁾ (ac mode Beamforming)</p>	<p><u>Power supply (V):</u> $V_{\text{nominal}} = 12 \text{ Vdc}$</p> <p><u>Channel Bandwidth:</u> 20 MHz</p> <p><u>Test Frequencies for Conducted/Radiated tests: (Radio A, Radio B and Radio A+B)</u></p> <p>Lowest channel: 5745MHz Middle channel: 5785 MHz Highest channel: 5825 MHz</p> <p><u>Channel Bandwidth:</u>40 MHz</p> <p><u>Test Frequencies for Conducted/Radiated tests: (Radio A, Radio B and Radio A+B)</u></p> <p>Lowest channel: 5755 MHz Highest channel: 5795 MHz</p> <p><u>Channel Bandwidth:</u> 80 MHz</p> <p><u>Test Frequencies for Conducted/Radiated tests: (Radio A, Radio B and Radio A+B)</u></p> <p>Lowest channel: 5775 MHz</p>
<p>TC#06⁽¹⁾ (ax mode Beamforming)</p>	<p><u>Power supply (V):</u> $V_{\text{nominal}} = 12 \text{ Vdc}$</p> <p><u>Channel Bandwidth:</u> 20 MHz</p> <p><u>Test Frequencies for Conducted/Radiated tests: (Radio A, Radio B and Radio A+B)</u></p> <p>Lowest channel: 5745MHz Middle channel: 5785 MHz Highest channel: 5825 MHz</p> <p><u>Channel Bandwidth:</u>40 MHz</p> <p><u>Test Frequencies for Conducted/Radiated tests: (Radio A, Radio B and Radio A+B)</u></p> <p>Lowest channel: 5755 MHz Highest channel: 5795 MHz</p> <p><u>Channel Bandwidth:</u> 80 MHz</p> <p><u>Test Frequencies for Conducted/Radiated tests: (Radio A, Radio B and Radio A+B)</u></p> <p>Lowest channel: 5775 MHz</p>

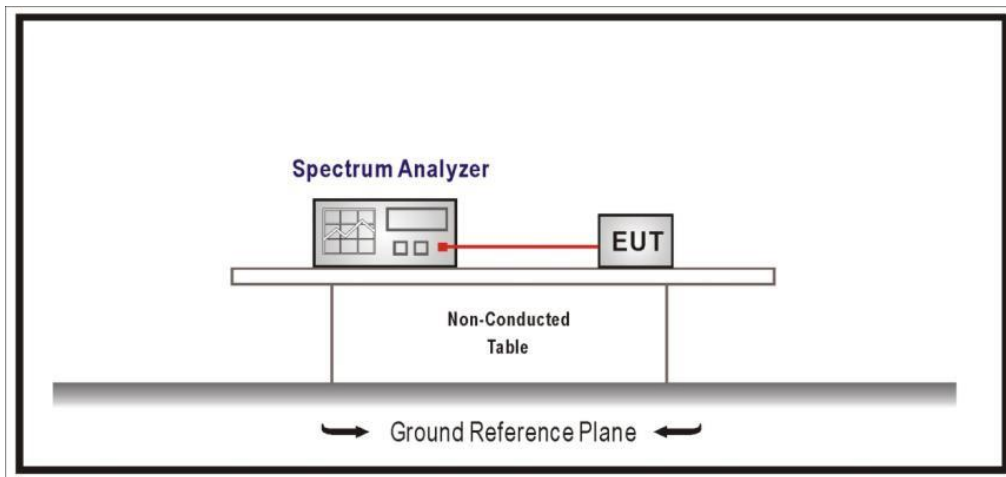
Note (1): For spurious emissions for OFDM modes 802.11a, 802.11n20/40 and 802.11ac20/40/80 and 802.11ax 20/40/80 preliminary scan was performed to determine the worst case. The following tables and plots show the results for the worst case in 802.11ax80. The data rates of 54Mb/s for 802.11a, MCS 7 for 802.11n, MCS8 for 802.11ac20/ax20 and MCS9 for 802.11ac40/80 & 802.11ax40 and MCS11 for 802.11ax80 were selected based on preliminary testing that identified those rates corresponding to the worst cases.

SECTION C.1: 26DB EMISSION BANDWIDTH & OCCUPIED BANDWIDTH

LIMITS:	Product standard:	Part 15 Subpart E §15.403 and RSS-247
	Test standard:	Part 15 Subpart E §15.403 and RSS-247 6.2.4

No requirements requested

TEST SETUP:



TESTED SAMPLES:	S/01
TESTED CONDITIONS MODES:	TC#01 (a mode SISO Radio A)
TEST RESULTS:	PASS

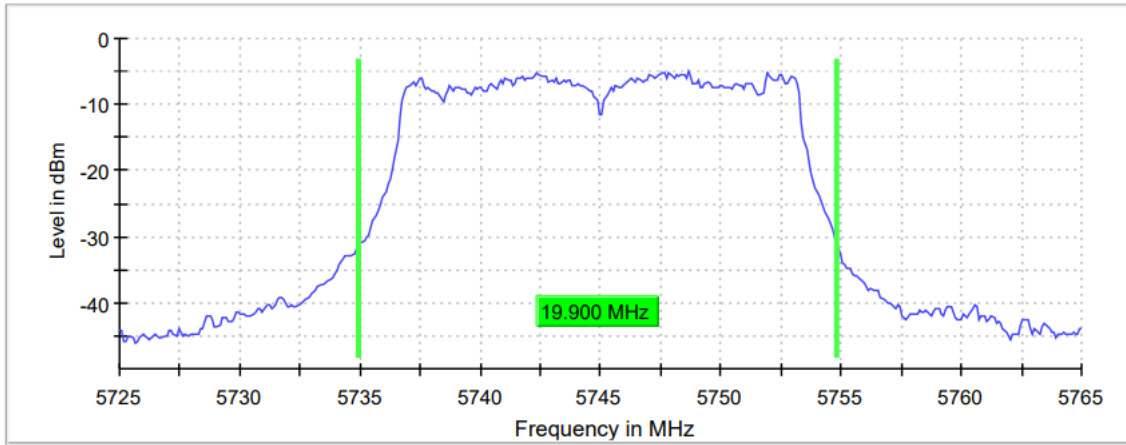
Bandwidth: 20 MHz

	Lowest frequency	Middle frequency	Highest frequency
	5745 MHz	5785 MHz	5825 MHz
26dB Bandwidth (MHz)	19.900	20.100	19.700
Occupied bandwidth (MHz)	16.700	16.600	16.600

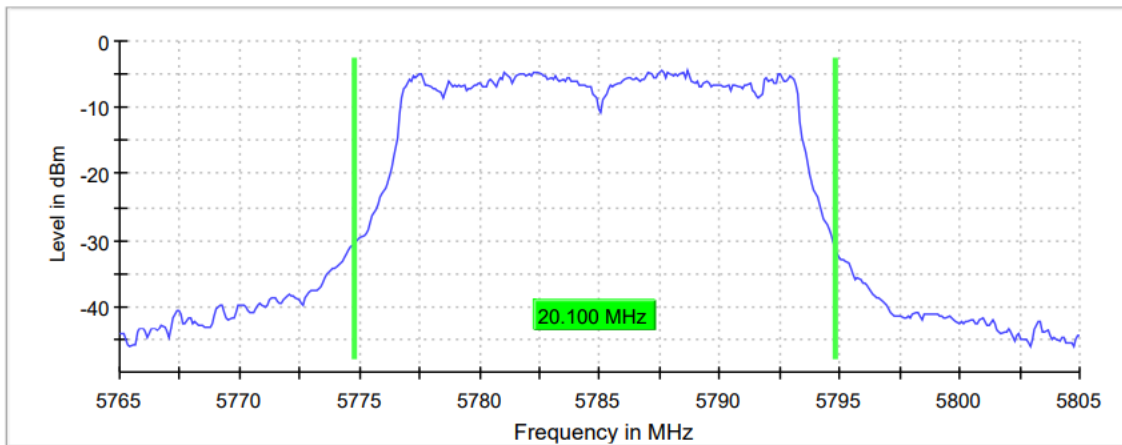
TEST RESULTS (Cont.):

26 dB BANDWIDTH

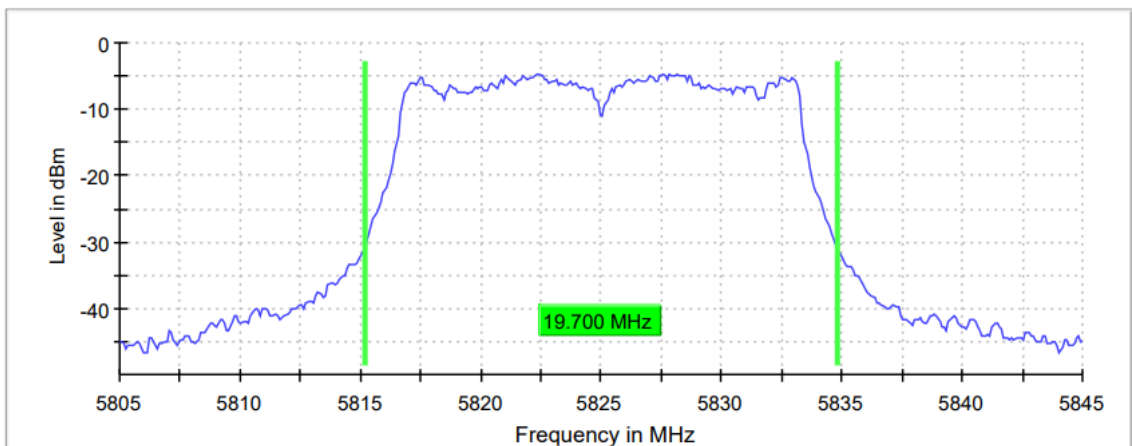
Lowest Channel



Middle Channel



Highest Channel



TEST RESULTS (Cont.)

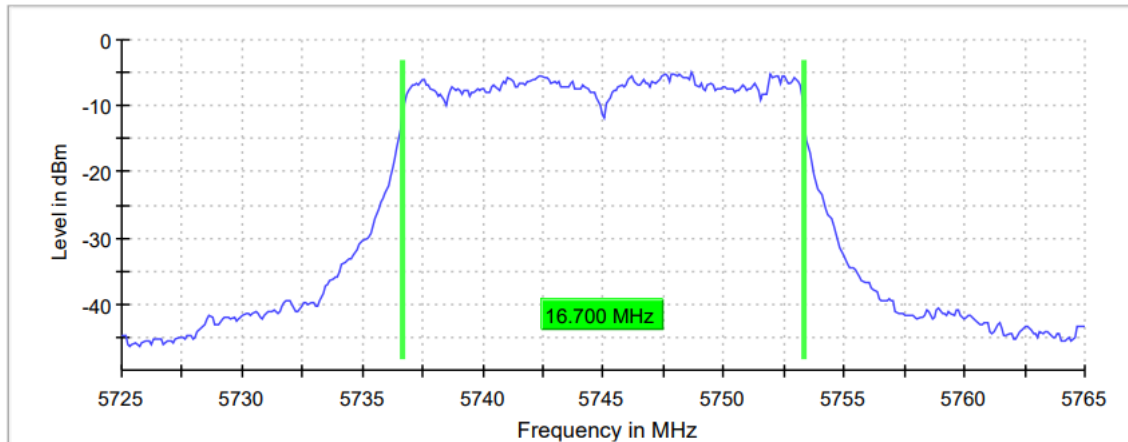
Measurement

Setting	Instrument Value	Instrument Value	Instrument Value
Start Frequency	5.72500 GHz	5.76500 GHz	5.80500 GHz
Stop Frequency	5.76500 GHz	5.80500 GHz	5.84500 GHz
Span	40.000 MHz	40.000 MHz	40.000 MHz
RBW	200.000 kHz	200.000 kHz	200.000 kHz
VBW	1.000 MHz	1.000 MHz	1.000 MHz
Sweep Points	400	400	400
Sweep time	28.443 μ s	28.443 μ s	28.443 μ s
Reference Level	0.000 dBm	0.000 dBm	0.000 dBm
Attenuation	20.000 dB	20.000 dB	20.000 dB
Detector	Max Peak	Max Peak	Max Peak
Sweep Count	200	200	200
Filter	3 dB	3 dB	3 dB
Trace Mode	Max Hold	Max Hold	Max Hold
Sweep type	FFT	FFT	FFT
Preamp	off	off	off
Stable mode	Trace	Trace	Trace
Stable value	0.30 dB	0.30 dB	0.30 dB
Run	56 / max. 150	66 / max. 150	54 / max. 150
Stable	5 / 5	5 / 5	5 / 5
Max Stable Difference	0.13 dB	0.00 dB	0.04 dB

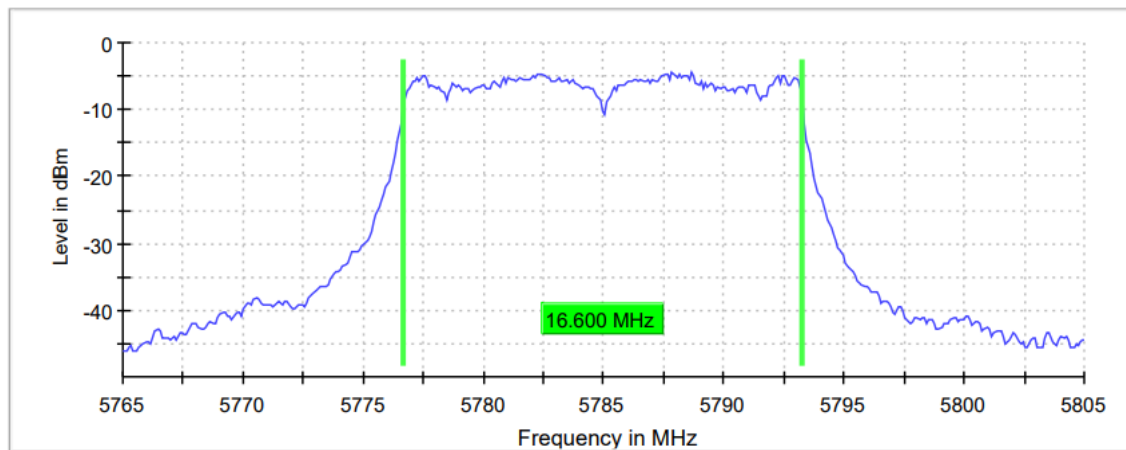
TEST RESULTS (Cont.):

OCCUPIED BANDWIDTH

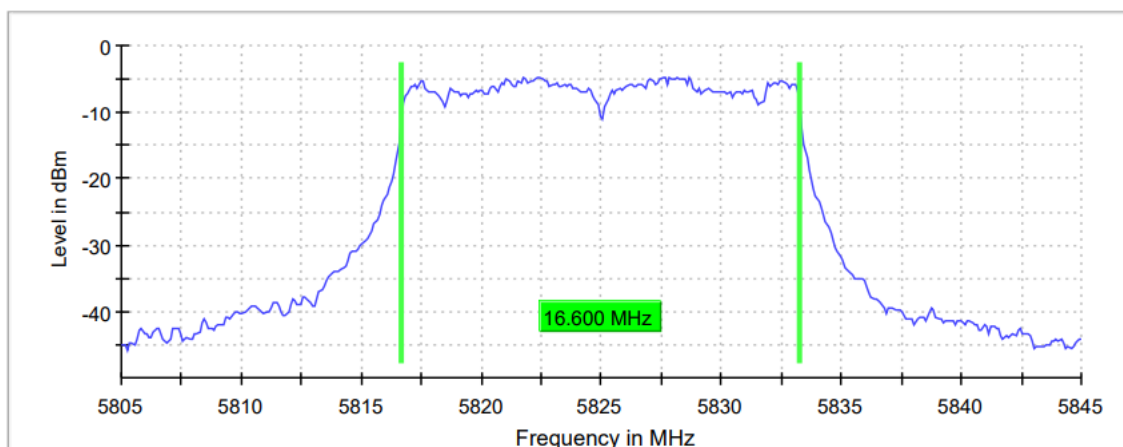
Lowest Channel



Middle Channel



Highest Channel



TEST RESULTS (Cont.)

Measurement

Setting	Instrument Value	Instrument Value	Instrument Value
Start Frequency	5.72500 GHz	5.76500 GHz	5.80500 GHz
Stop Frequency	5.76500 GHz	5.80500 GHz	5.84500 GHz
Span	40.000 MHz	40.000 MHz	40.000 MHz
RBW	200.000 kHz	200.000 kHz	200.000 kHz
VBW	1.000 MHz	1.000 MHz	1.000 MHz
Sweep Points	400	400	400
Sweep time	28.443 μ s	28.443 μ s	28.443 μ s
Reference Level	0.000 dBm	0.000 dBm	0.000 dBm
Attenuation	20.000 dB	20.000 dB	20.000 dB
Detector	Max Peak	Max Peak	Max Peak
Sweep Count	200	200	200
Filter	3 dB	3 dB	3 dB
Trace Mode	Max Hold	Max Hold	Max Hold
Sweep type	FFT	FFT	FFT
Preamp	off	off	off
Stable mode	Trace	Trace	Trace
Stable value	0.30 dB	0.30 dB	0.30 dB
Run	57 / max. 150	69 / max. 150	51 / max. 150
Stable	5 / 5	5 / 5	5 / 5
Max Stable Difference	0.24 dB	0.04 dB	0.14 dB

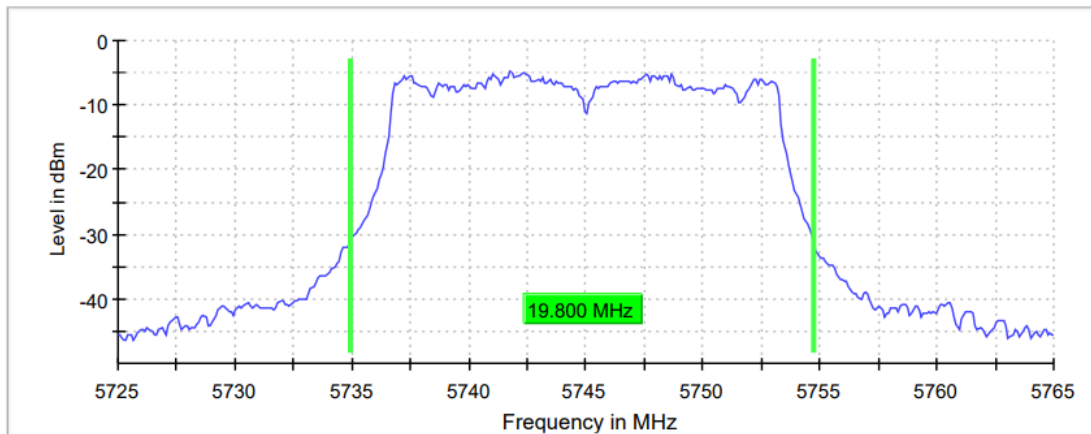
TESTED SAMPLES:	S/01
TESTED CONDITIONS MODES:	TC#01 (a mode SISO Radio B)
TEST RESULTS:	PASS

Bandwidth: 20 MHz

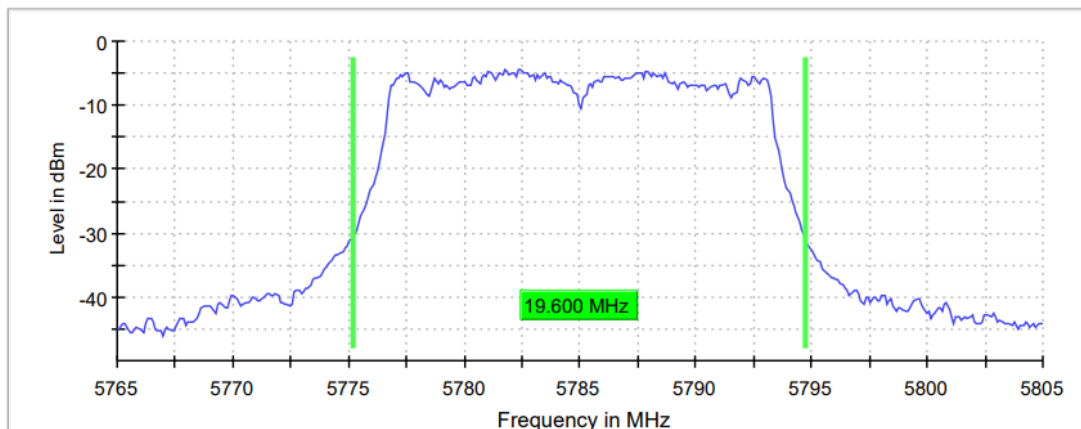
	Lowest frequency 5745 MHz	Middle frequency 5785 MHz	Highest frequency 5825 MHz
26dB Bandwidth (MHz)	19.800	19.600	19.800
Occupied bandwidth (MHz)	16.600	16.600	16.500

26 dB Bandwidth:

Lowest Channel

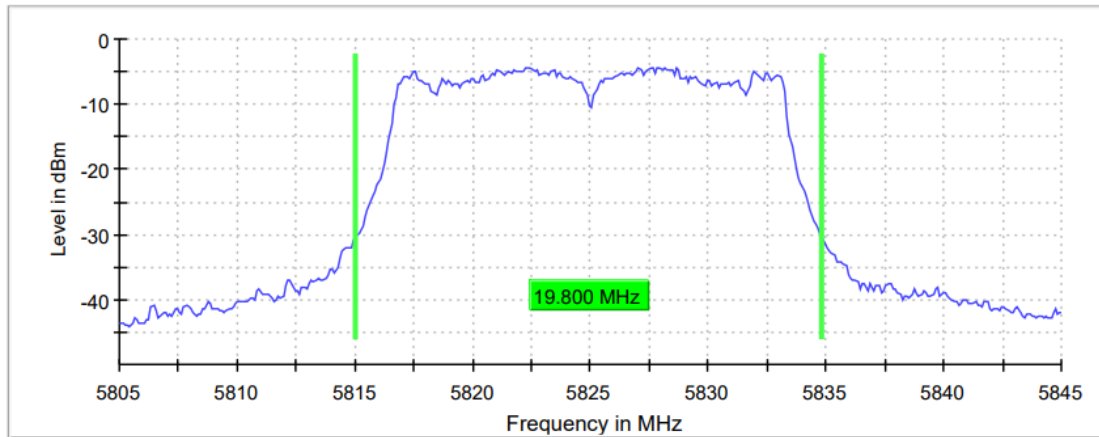


Middle Channel



TEST RESULTS (Cont.)

Highest Channel



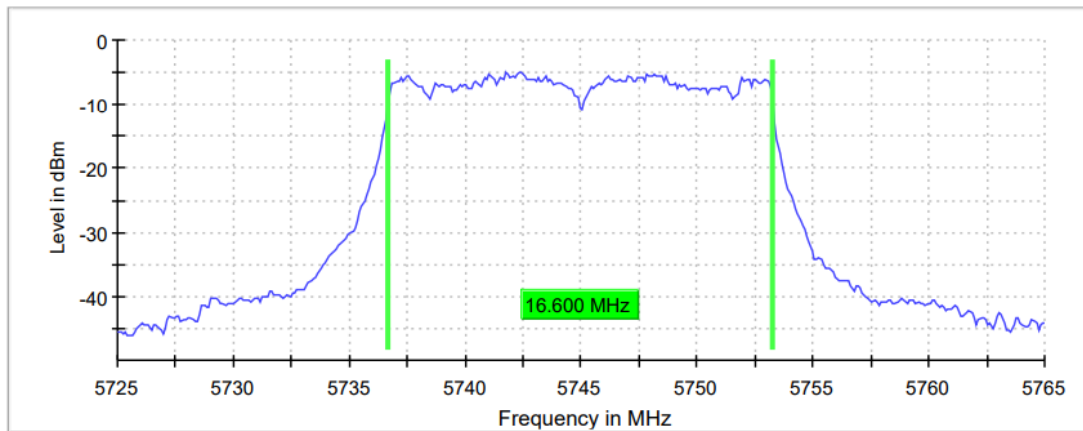
Measurement

Setting	Instrument Value	Instrument Value	Instrument Value
Start Frequency	5.72500 GHz	5.76500 GHz	5.80500 GHz
Stop Frequency	5.76500 GHz	5.80500 GHz	5.84500 GHz
Span	40.000 MHz	40.000 MHz	40.000 MHz
RBW	200.000 kHz	200.000 kHz	200.000 kHz
VBW	1.000 MHz	1.000 MHz	1.000 MHz
Sweep Points	400	400	400
Sweep time	28.477 μ s	28.477 μ s	28.477 μ s
Reference Level	0.000 dBm	0.000 dBm	0.000 dBm
Attenuation	20.000 dB	20.000 dB	20.000 dB
Detector	Max Peak	Max Peak	Max Peak
Sweep Count	200	200	200
Filter	3 dB	3 dB	3 dB
Trace Mode	Max Hold	Max Hold	Max Hold
Sweep type	FFT	FFT	FFT
Preamp	off	off	off
Stable mode	Trace	Trace	Trace
Stable value	0.30 dB	0.30 dB	0.30 dB
Run	35 / max. 150	50 / max. 150	44 / max. 150
Stable	5 / 5	5 / 5	5 / 5
Max Stable Difference	0.20 dB	0.21 dB	0.08dB

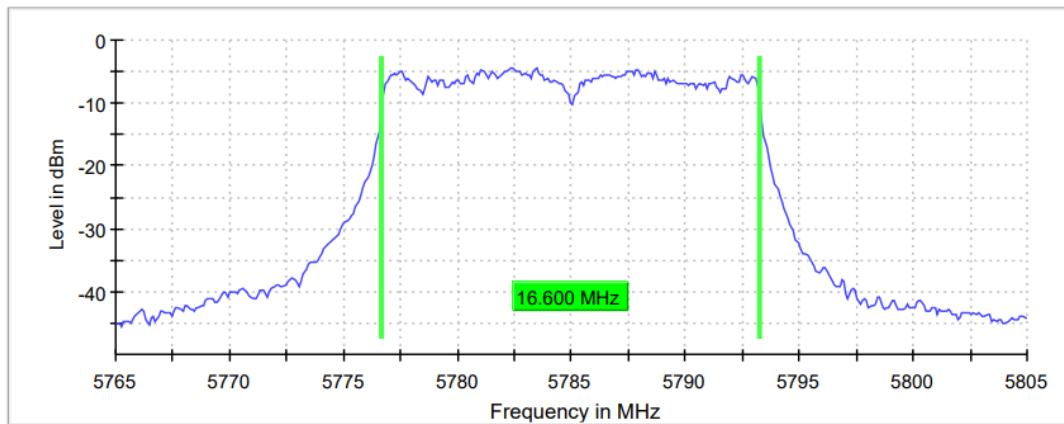
TEST RESULTS (Cont.):

OCCUPIED BANDWIDTH

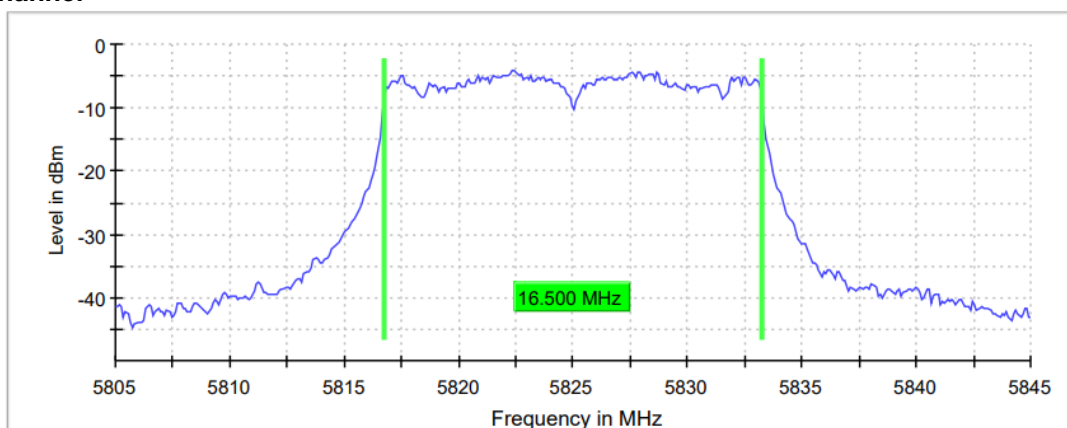
Lowest Channel



Middle Channel



Highest Channel



TEST RESULTS (Cont.)

Measurement

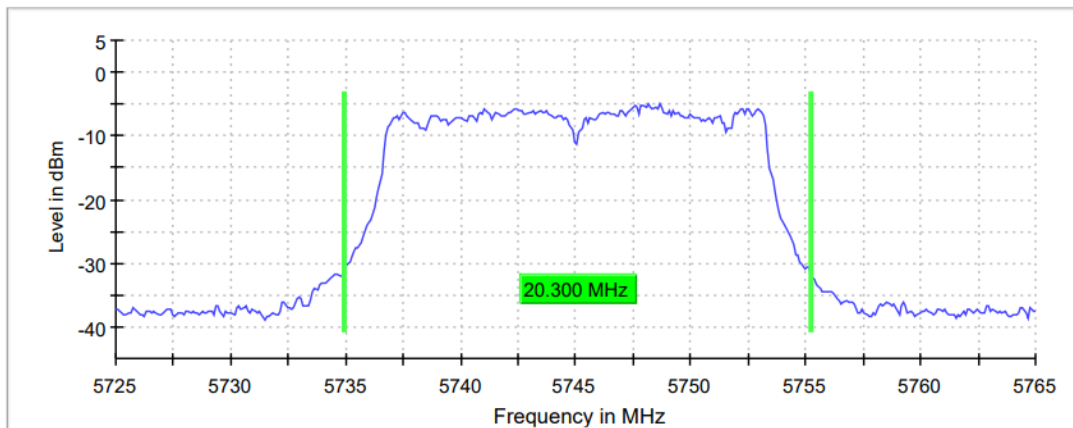
Setting	Instrument Value	Instrument Value	Instrument Value
Start Frequency	5.72500 GHz	5.76500 GHz	5.80500 GHz
Stop Frequency	5.76500 GHz	5.80500 GHz	5.84500 GHz
Span	40.000 MHz	40.000 MHz	40.000 MHz
RBW	200.000 kHz	200.000 kHz	200.000 kHz
VBW	1.000 MHz	1.000 MHz	1.000 MHz
Sweep Points	400	400	400
Sweep time	28.443 μ s	28.443 μ s	28.443 μ s
Reference Level	0.000 dBm	0.000 dBm	0.000 dBm
Attenuation	20.000 dB	20.000 dB	20.000 dB
Detector	Max Peak	Max Peak	Max Peak
Sweep Count	200	200	200
Filter	3 dB	3 dB	3 dB
Trace Mode	Max Hold	Max Hold	Max Hold
Sweep type	FFT	FFT	FFT
Preamp	off	off	off
Stable mode	Trace	Trace	Trace
Stable value	0.30 dB	0.30 dB	0.30 dB
Run	48 / max. 150	72 / max. 150	48 / max. 150
Stable	5 / 5	5 / 5	5 / 5
Max Stable Difference	0.23 dB	0.08 dB	0.03 dB

TESTED SAMPLES:	S/01
TESTED CONDITIONS MODES:	TC#01 (a mode MIMO Radio A+B)
TEST RESULTS:	PASS

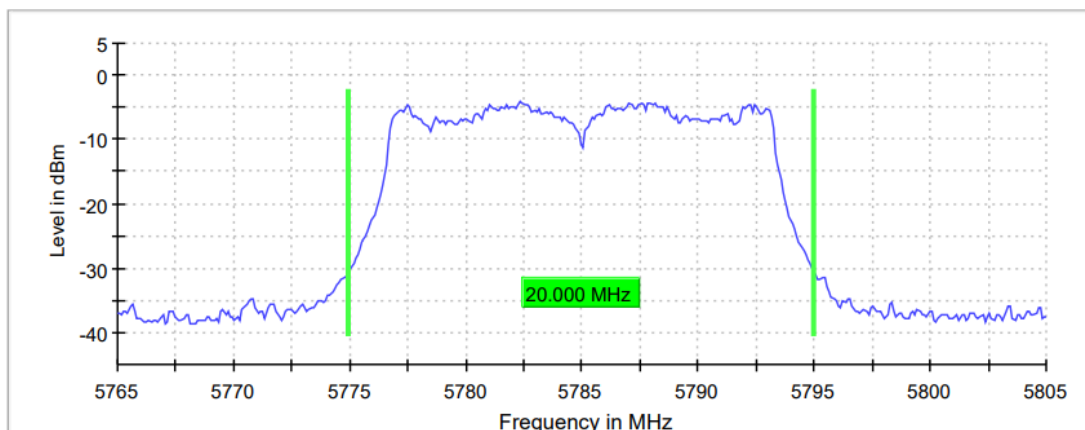
Bandwidth: 20 MHz

	Lowest frequency 5745 MHz	Middle frequency 5785 MHz	Highest frequency 5825 MHz
26dB Bandwidth (MHz)	20.300	20.000	20.200
Occupied bandwidth (MHz)	16.500	16.600	16.600

**26 dB Bandwidth:
 Lowest Channel**

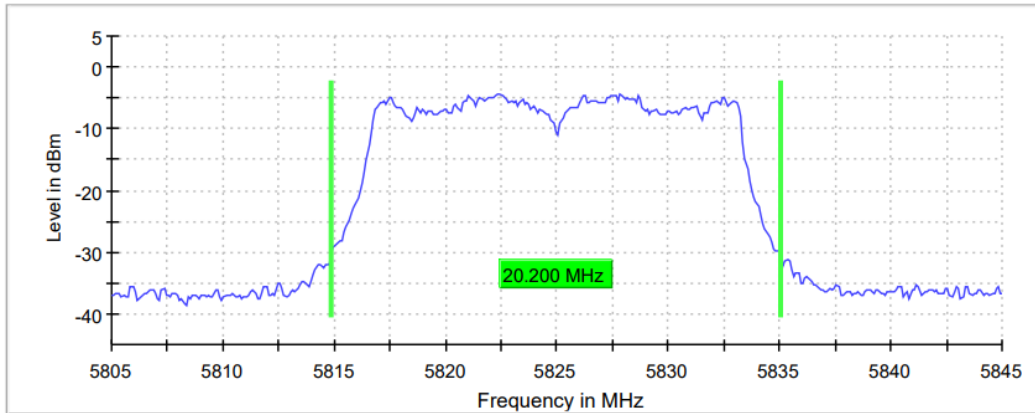


Middle Channel



TEST RESULTS (Cont.)

Highest Channel



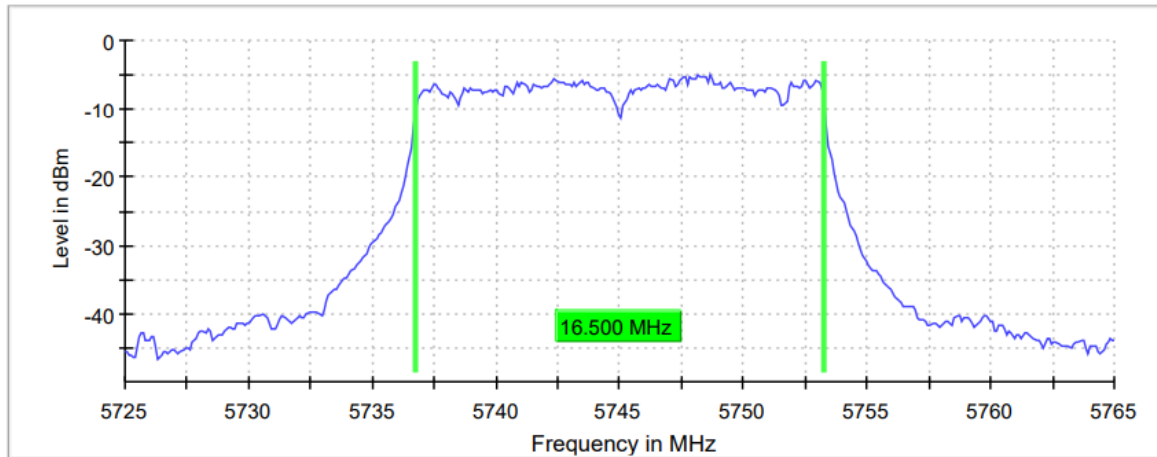
Measurement

Setting	Instrument Value	Instrument Value	Instrument Value
Start Frequency	5.72500 GHz	5.76500 GHz	5.80500 GHz
Stop Frequency	5.76500 GHz	5.80500 GHz	5.84500 GHz
Span	40.000 MHz	40.000 MHz	40.000 MHz
RBW	200.000 kHz	200.000 kHz	200.000 kHz
VBW	1.000 MHz	1.000 MHz	1.000 MHz
Sweep Points	400	400	400
Sweep time	28.477 μ s	28.477 μ s	28.477 μ s
Reference Level	10.000 dBm	10.000 dBm	10.000 dBm
Attenuation	30.000 dB	30.000 dB	30.000 dB
Detector	Max Peak	Max Peak	Max Peak
Sweep Count	200	200	200
Filter	3 dB	3 dB	3 dB
Trace Mode	Max Hold	Max Hold	Max Hold
Sweep type	FFT	FFT	FFT
Preamp	off	off	off
Stable mode	Trace	Trace	Trace
Stable value	0.30 dB	0.30 dB	0.30 dB
Run	34 / max. 150	54 / max. 150	62 / max. 150
Stable	5 / 5	5 / 5	5 / 5
Max Stable Difference	0.21 dB	0.19 dB	0.27 dB

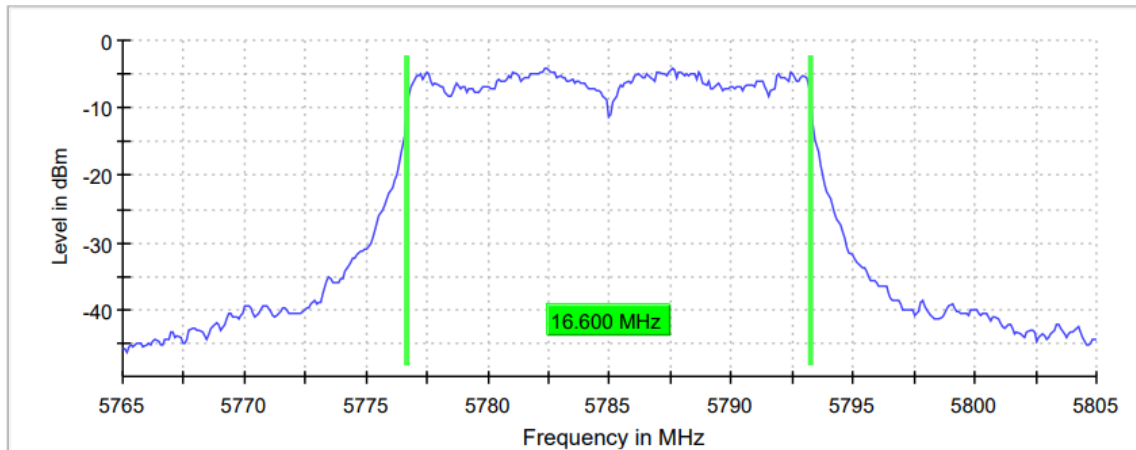
TEST RESULTS (Cont.):

OCCUPIED BANDWIDTH

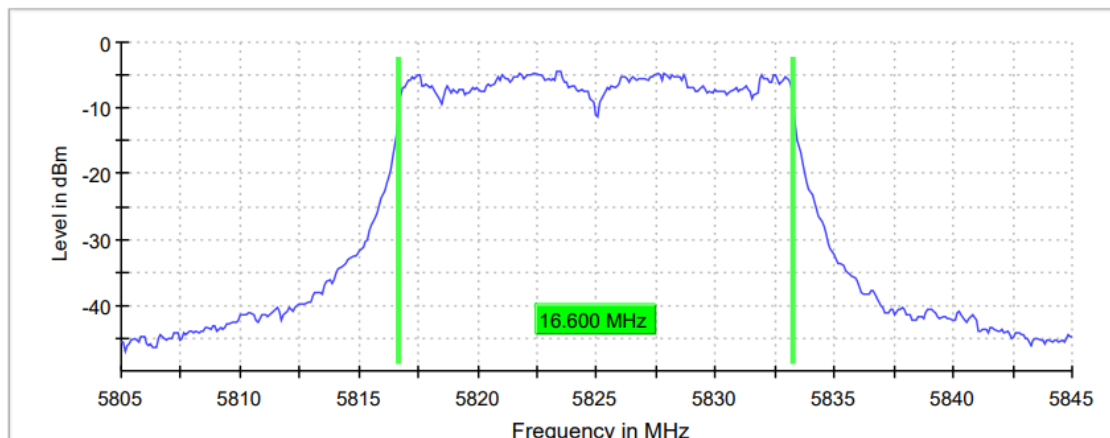
Lowest Channel



Middle Channel



Highest Channel



TEST RESULTS (Cont.)

Measurement

Setting	Instrument Value	Instrument Value	Instrument Value
Start Frequency	5.72500 GHz	5.76500 GHz	5.80500 GHz
Stop Frequency	5.76500 GHz	5.80500 GHz	5.84500 GHz
Span	40.000 MHz	40.000 MHz	40.000 MHz
RBW	200.000 kHz	200.000 kHz	200.000 kHz
VBW	1.000 MHz	1.000 MHz	1.000 MHz
Sweep Points	400	400	400
Sweep time	28.477 μ s	28.477 μ s	28.477 μ s
Reference Level	0.000 dBm	0.000 dBm	0.000 dBm
Attenuation	20.000 dB	20.000 dB	20.000 dB
Detector	Max Peak	Max Peak	Max Peak
Sweep Count	200	200	200
Filter	3 dB	3 dB	3 dB
Trace Mode	Max Hold	Max Hold	Max Hold
Sweep type	FFT	FFT	FFT
Preamp	off	off	off
Stable mode	Trace	Trace	Trace
Stable value	0.30 dB	0.30 dB	0.30 dB
Run	35 / max. 150	65 / max. 150	38 / max. 150
Stable	5 / 5	5 / 5	5 / 5
Max Stable Difference	0.29 dB	0.17 dB	0.20 dB

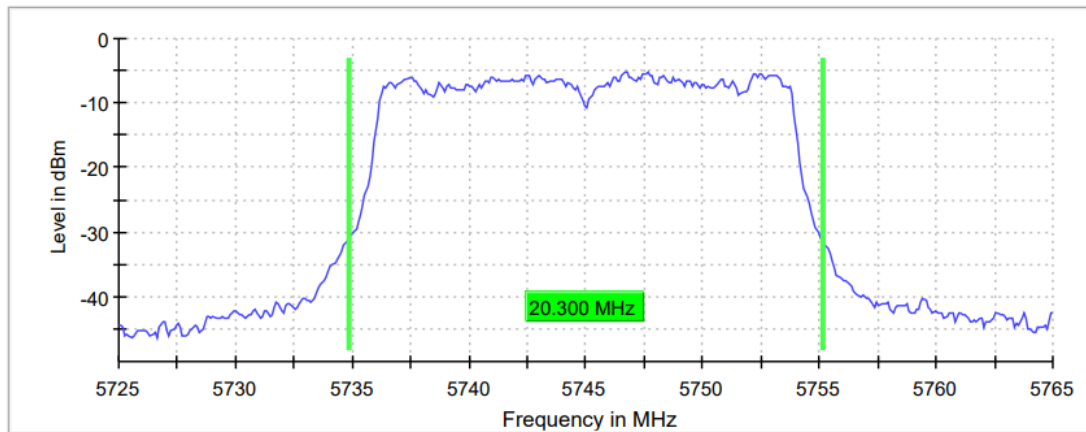
TESTED SAMPLES:	S/01
TESTED CONDITIONS MODES:	TC#02 (n Mode SISO Radio A)
TEST RESULTS:	PASS

Bandwidth: 20 MHz

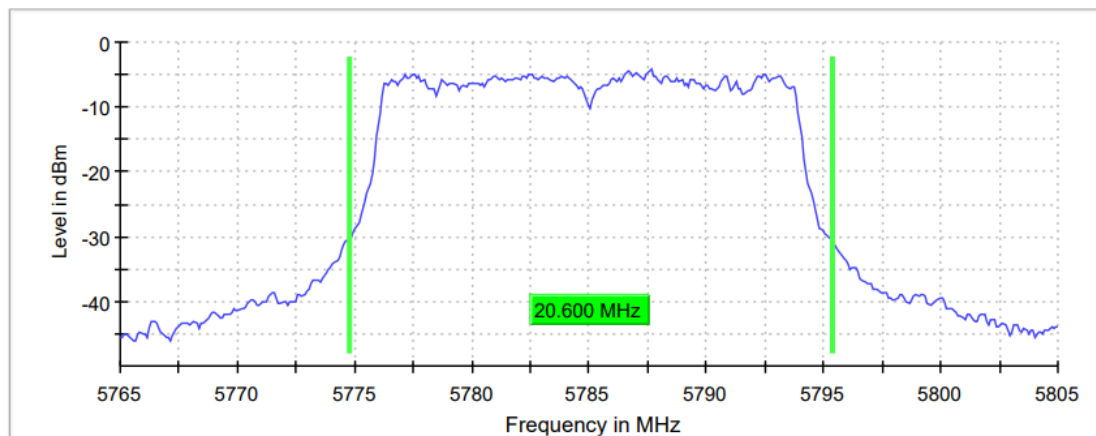
	Lowest frequency 5745 MHz	Middle frequency 5785 MHz	Highest frequency 5825 MHz
26dB bandwidth (MHz)	20.300	20.600	20.300
Occupied bandwidth (MHz)	17.700	17.700	17.700

26 dB Bandwidth:

Lowest Channel

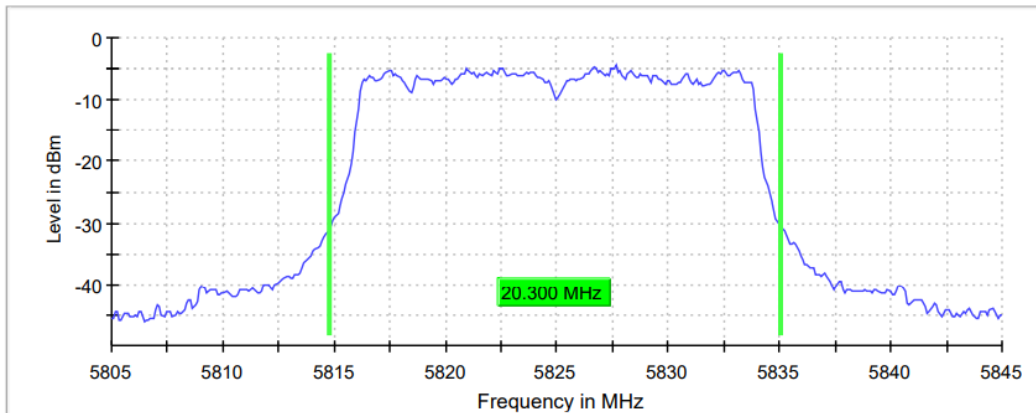


Middle Channel



TEST RESULTS (Cont.)

Highest Channel



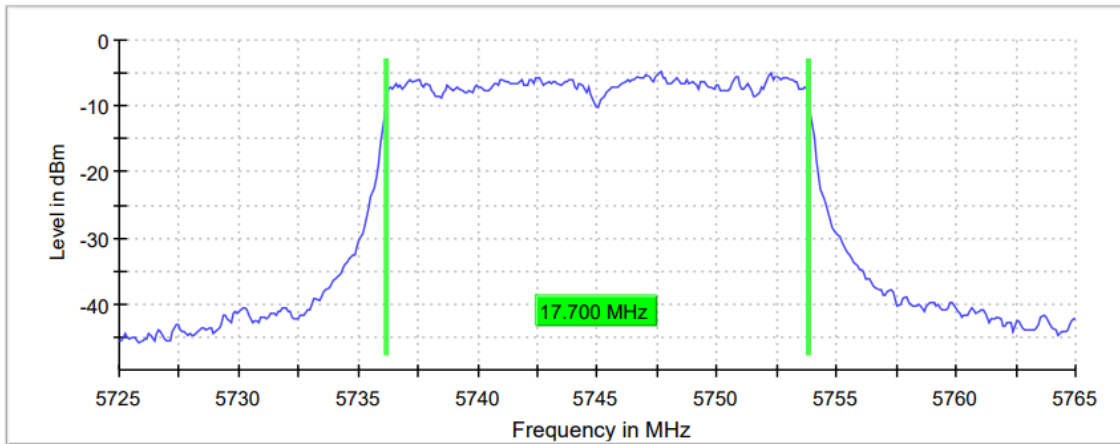
Measurement

Setting	Instrument Value	Instrument Value	Instrument Value
Start Frequency	5.72500 GHz	5.76500 GHz	5.80500 GHz
Stop Frequency	5.76500 GHz	5.80500 GHz	5.84500 GHz
Span	40.000 MHz	40.000 MHz	40.000 MHz
RBW	200.000 kHz	200.000 kHz	200.000 kHz
VBW	1.000 MHz	1.000 MHz	1.000 MHz
Sweep Points	400	400	400
Sweep time	28.477 μ s	28.477 μ s	28.477 μ s
Reference Level	0.000 dBm	0.000 dBm	0.000 dBm
Attenuation	20.000 dB	20.000 dB	20.000 dB
Detector	Max Peak	Max Peak	Max Peak
Sweep Count	200	200	200
Filter	3 dB	3 dB	3 dB
Trace Mode	Max Hold	Max Hold	Max Hold
Sweep type	FFT	FFT	FFT
Preamp	off	off	off
Stable mode	Trace	Trace	Trace
Stable value	0.30 dB	0.30 dB	0.30 dB
Run	55 / max. 150	60 / max. 150	77 / max. 150
Stable	5 / 5	5 / 5	5 / 5
Max Stable Difference	0.09 dB	0.17 dB	0.29 dB

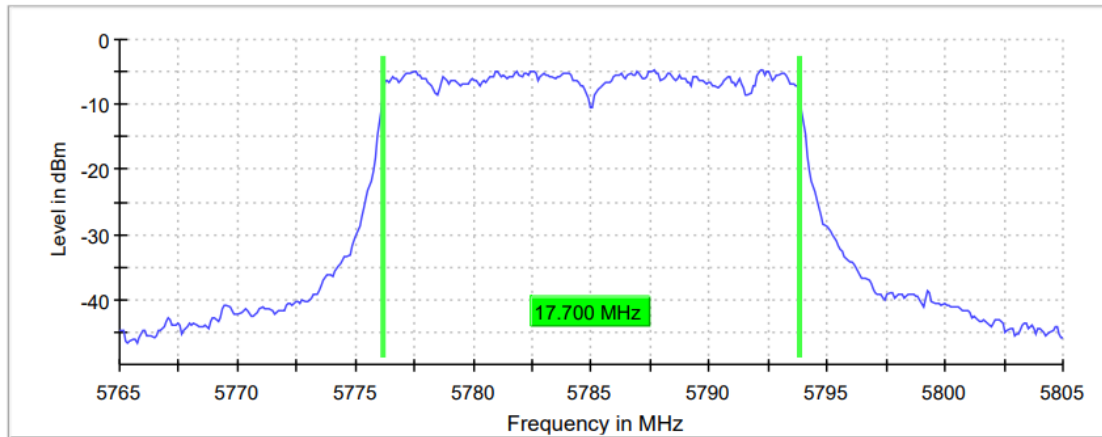
TEST RESULTS (Cont.):

OCCUPIED BANDWIDTH

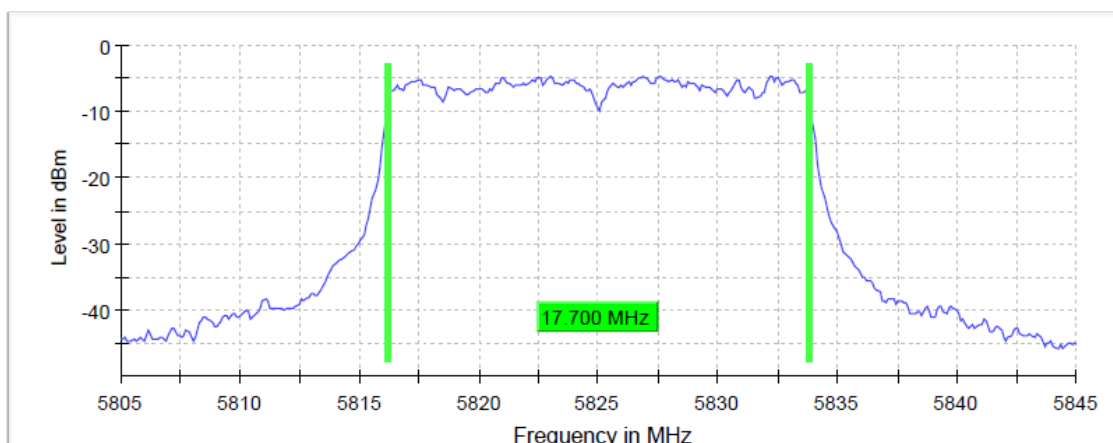
Lowest Channel



Middle Channel



Highest Channel



TEST RESULTS (Cont.)

Measurement

Setting	Instrument Value	Instrument Value	Instrument Value
Start Frequency	5.72500 GHz	5.76500 GHz	5.80500 GHz
Stop Frequency	5.76500 GHz	5.80500 GHz	5.84500 GHz
Span	40.000 MHz	40.000 MHz	40.000 MHz
RBW	200.000 kHz	200.000 kHz	200.000 kHz
VBW	1.000 MHz	1.000 MHz	1.000 MHz
Sweep Points	400	400	400
Sweep time	28.477 μ s	28.477 μ s	28.477 μ s
Reference Level	0.000 dBm	0.000 dBm	0.000 dBm
Attenuation	20.000 dB	20.000 dB	20.000 dB
Detector	Max Peak	Max Peak	Max Peak
Sweep Count	200	200	200
Filter	3 dB	3 dB	3 dB
Trace Mode	Max Hold	Max Hold	Max Hold
Sweep type	FFT	FFT	FFT
Preamp	off	off	off
Stable mode	Trace	Trace	Trace
Stable value	0.30 dB	0.30 dB	0.30 dB
Run	89 / max. 150	69 / max. 150	38/ max. 150
Stable	5 / 5	5 / 5	5 / 5
Max Stable Difference	0.00 dB	0.00 dB	0.02 dB

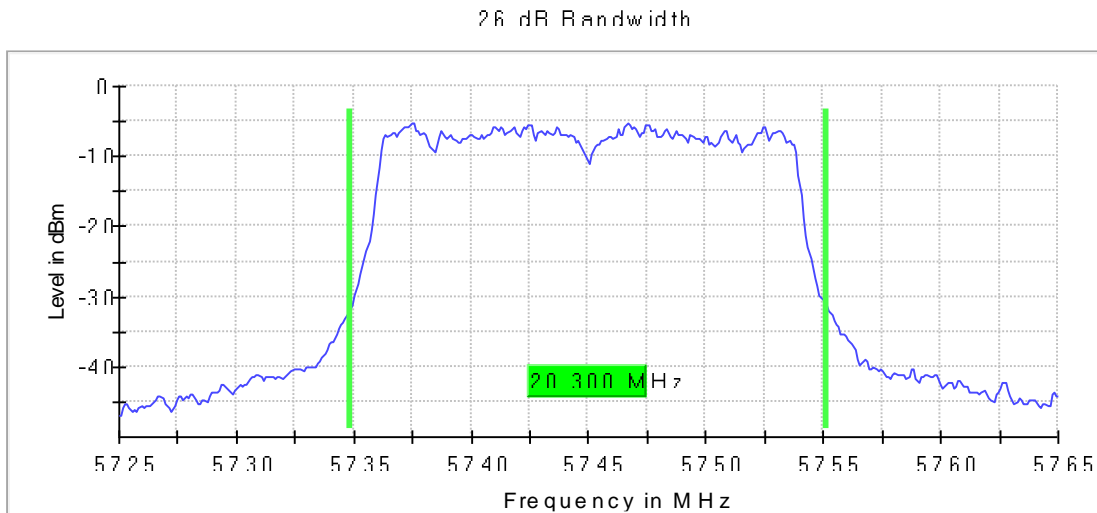
TESTED SAMPLES:	S/01
TESTED CONDITIONS MODES:	TC#02 (n Mode SISO Radio B)
TEST RESULTS:	PASS

Bandwidth: 20 MHz

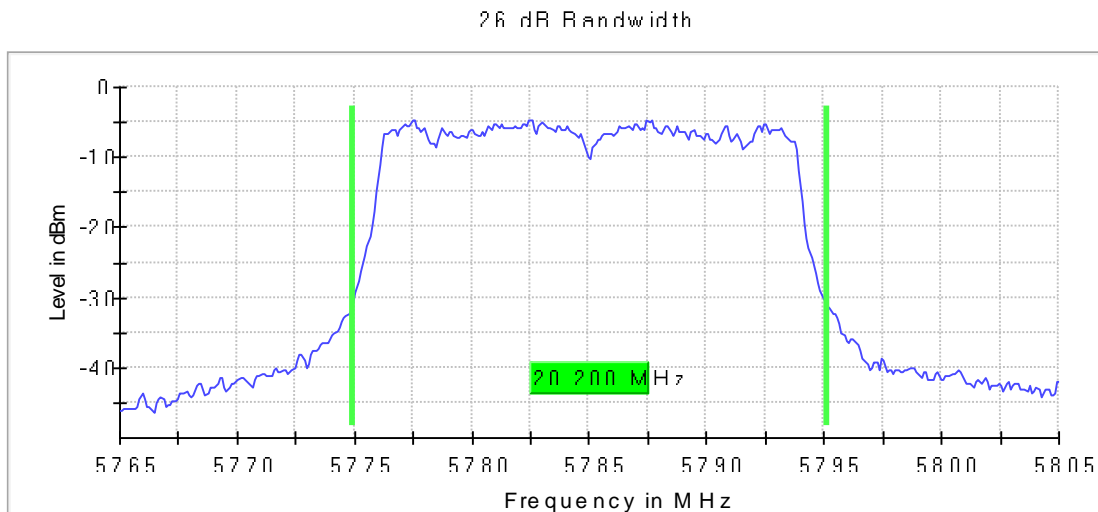
	Lowest frequency 5745 MHz	Middle frequency 5785 MHz	Highest frequency 5825 MHz
26dB Bandwidth (MHz)	20.300	20.200	20.300
Occupied bandwidth (MHz)	17.700	17.700	17.700

26 dB Bandwidth:

Lowest Channel

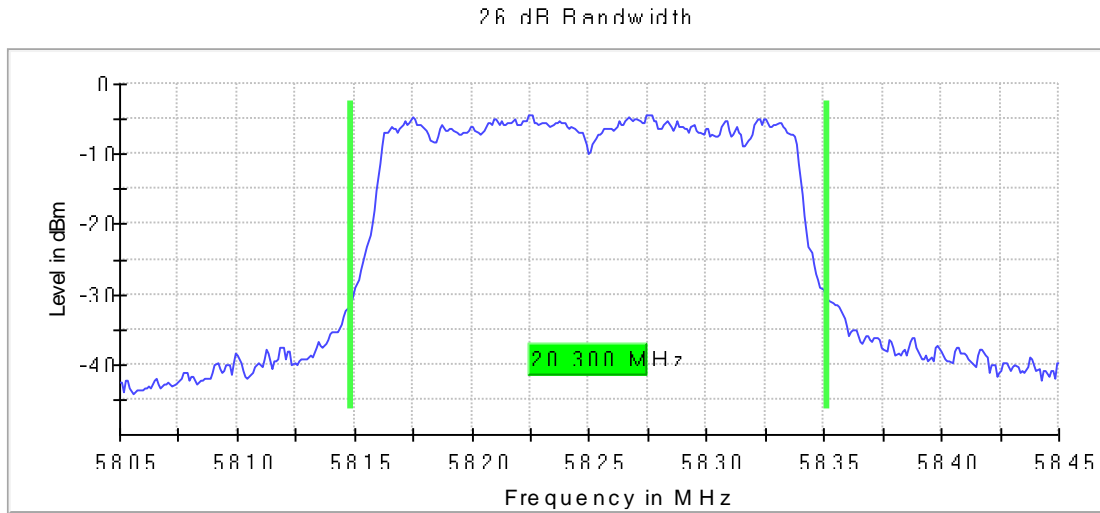


Middle Channel



TEST RESULTS (Cont.)

Highest Channel



Measurement

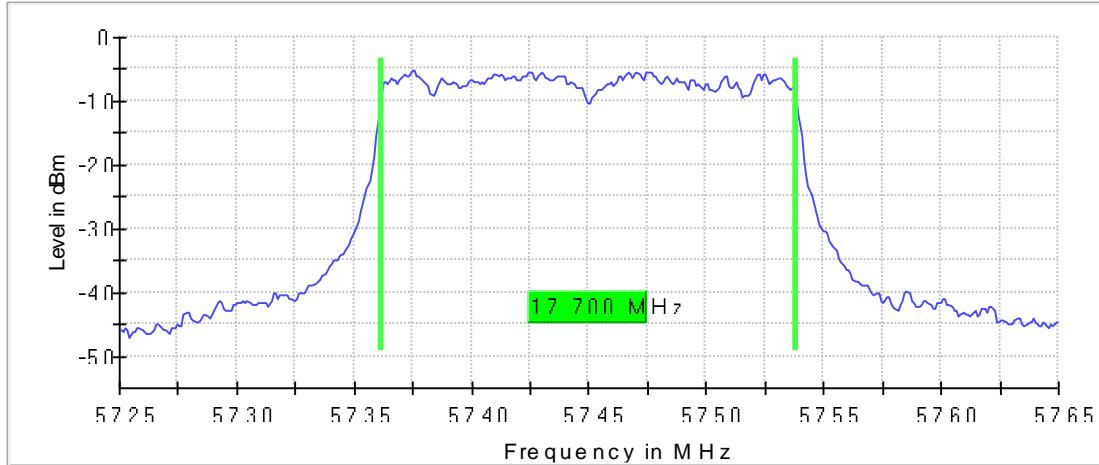
Setting	Instrument Value	Instrument Value	Instrument Value
Start Frequency	5.72500 GHz	5.76500 GHz	5.80500 GHz
Stop Frequency	5.76500 GHz	5.80500 GHz	5.84500 GHz
Span	40.000 MHz	40.000 MHz	40.000 MHz
RBW	200.000 kHz	200.000 kHz	200.000 kHz
VBW	1.000 MHz	1.000 MHz	1.000 MHz
Sweep Points	400	400	400
Sweep time	28.477 μ s	28.477 μ s	28.477 μ s
Reference Level	0.000 dBm	0.000 dBm	0.000 dBm
Attenuation	20.000 dB	20.000 dB	20.000 dB
Detector	Max Peak	Max Peak	Max Peak
Sweep Count	200	200	200
Filter	3 dB	3 dB	3 dB
Trace Mode	Max Hold	Max Hold	Max Hold
Sweep type	FFT	FFT	FFT
Preamp	off	off	off
Stable mode	Trace	Trace	Trace
Stable value	0.30 dB	0.30 dB	0.30 dB
Run	57 / max. 150	74 / max. 150	58 / max. 150
Stable	5 / 5	5 / 5	5 / 5
Max Stable Difference	0.19 dB	0.11 dB	0.03 dB

TEST RESULTS (Cont.):

OCCUPIED BANDWIDTH

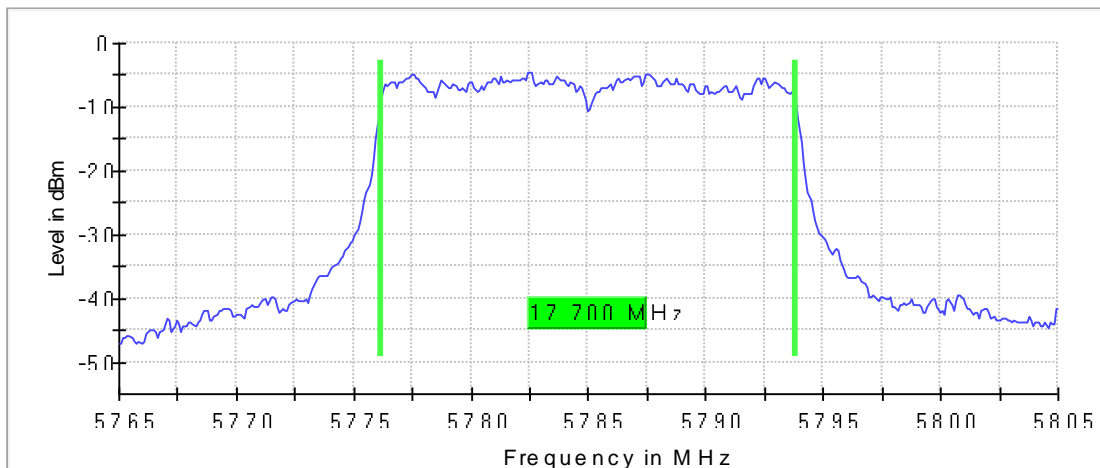
Lowest Channel

99 % Bandwidth



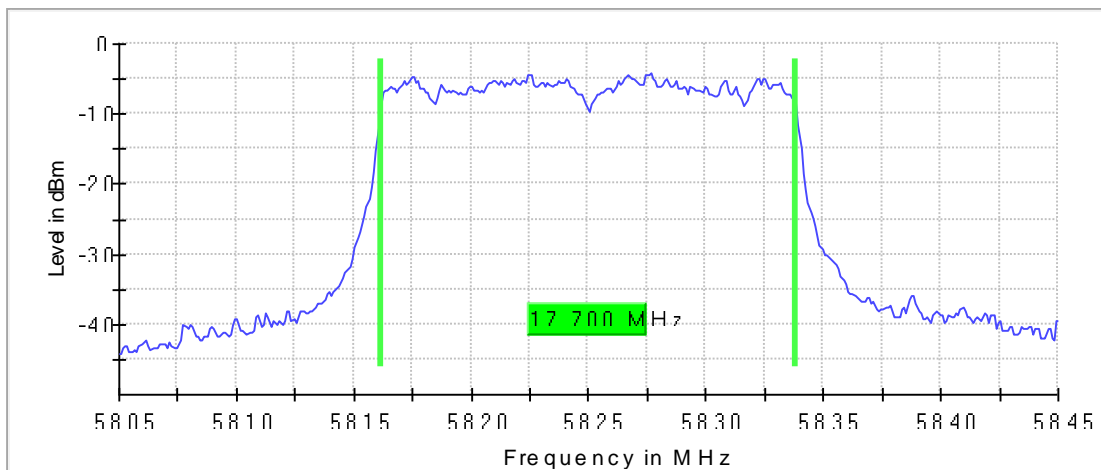
Middle Channel

99 % Bandwidth



Highest Channel

99 % Bandwidth



TEST RESULTS (Cont.)

Measurement

Setting	Instrument Value	Instrument Value	Instrument Value
Start Frequency	5.72500 GHz	5.76500 GHz	5.80500 GHz
Stop Frequency	5.76500 GHz	5.80500 GHz	5.84500 GHz
Span	40.000 MHz	40.000 MHz	40.000 MHz
RBW	200.000 kHz	200.000 kHz	200.000 kHz
VBW	1.000 MHz	1.000 MHz	1.000 MHz
Sweep Points	400	400	400
Sweep time	28.477 μ s	28.477 μ s	28.477 μ s
Reference Level	0.000 dBm	0.000 dBm	0.000 dBm
Attenuation	20.000 dB	20.000 dB	20.000 dB
Detector	Max Peak	Max Peak	Max Peak
Sweep Count	200	200	200
Filter	3 dB	3 dB	3 dB
Trace Mode	Max Hold	Max Hold	Max Hold
Sweep type	FFT	FFT	FFT
Preamp	off	off	off
Stable mode	Trace	Trace	Trace
Stable value	0.30 dB	0.30 dB	0.30 dB
Run	33 / max. 150	39 / max. 150	62 / max. 150
Stable	5 / 5	5 / 5	5 / 5
Max Stable Difference	0.18 dB	0.12 dB	0.09 dB

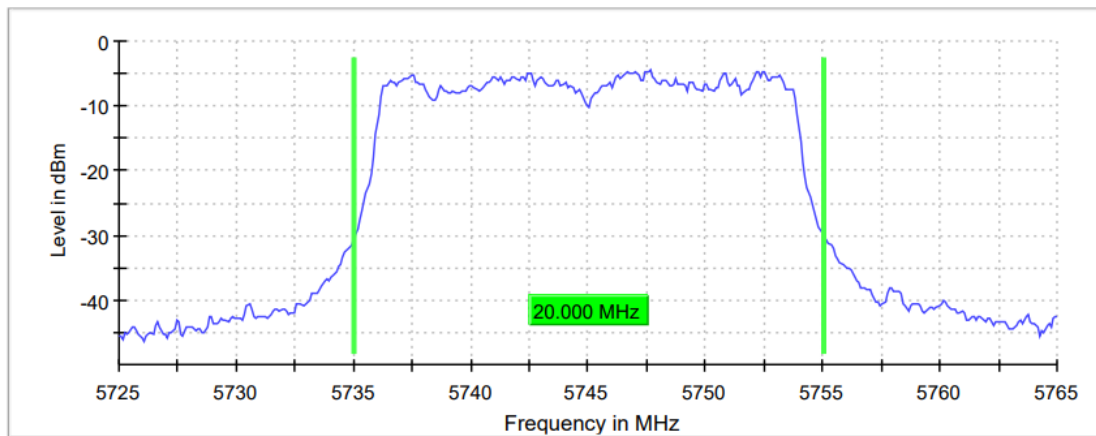
TESTED SAMPLES:	S/01
TESTED CONDITIONS MODES:	TC#02 (n Mode MIMO Radio A+B)
TEST RESULTS:	PASS

Bandwidth: 20 MHz

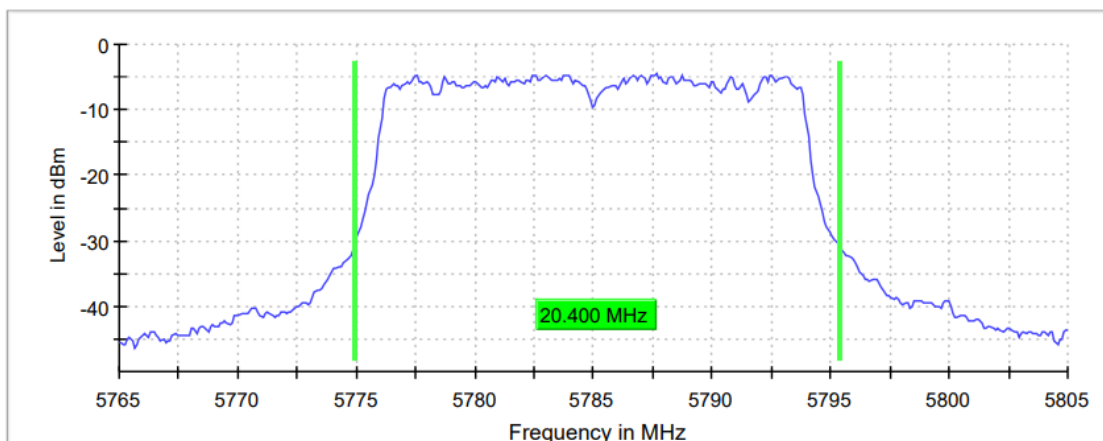
	Lowest frequency 5745 MHz	Middle frequency 5785 MHz	Highest frequency 5825 MHz
26dB Bandwidth (MHz)	20.000	20.400	20.400
Occupied bandwidth (MHz)	17.700	17.700	17.700

26 dB Bandwidth:

Lowest Channel

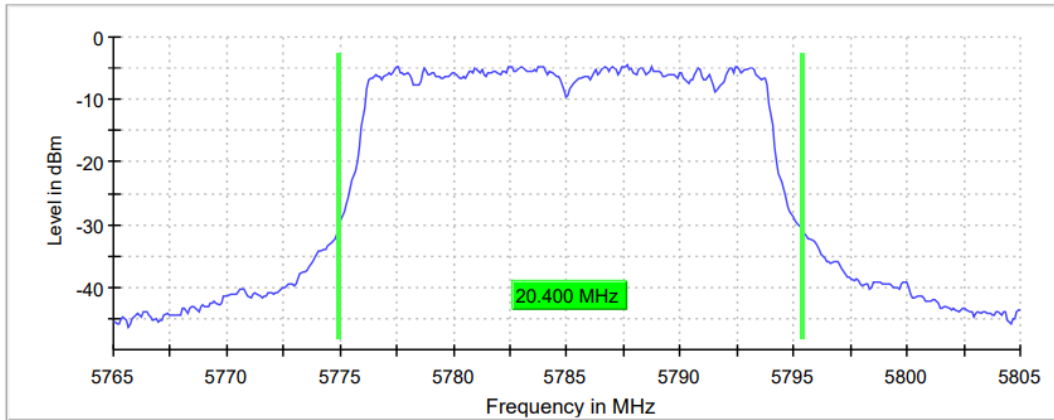


Middle Channel



TEST RESULTS (Cont.)

Highest Channel



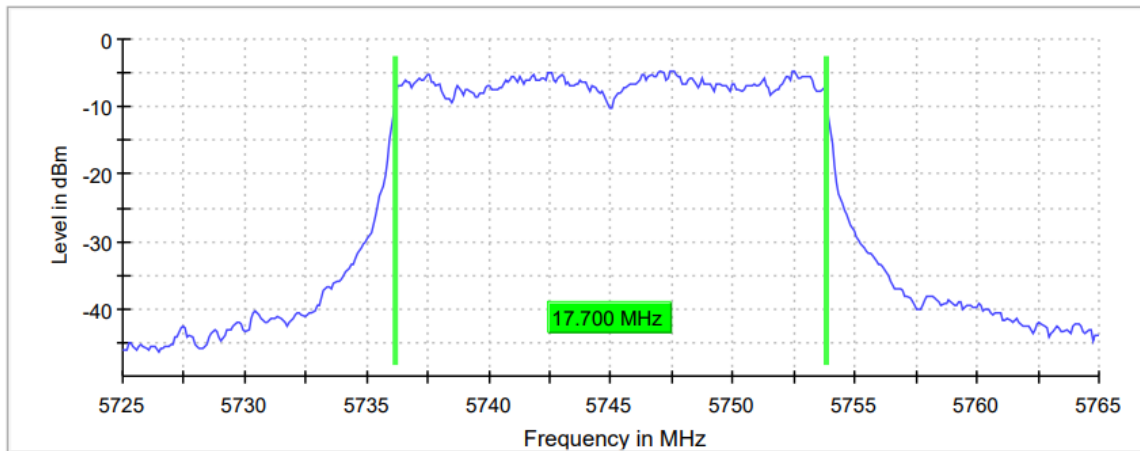
Measurement

Setting	Instrument Value	Instrument Value	Instrument Value
Start Frequency	5.72500 GHz	5.76500 GHz	5.80500 GHz
Stop Frequency	5.76500 GHz	5.80500 GHz	5.84500 GHz
Span	40.000 MHz	40.000 MHz	40.000 MHz
RBW	200.000 kHz	200.000 kHz	200.000 kHz
VBW	1.000 MHz	1.000 MHz	1.000 MHz
Sweep Points	400	400	400
Sweep time	28.477 μ s	28.477 μ s	28.477 μ s
Reference Level	0.000 dBm	0.000 dBm	0.000 dBm
Attenuation	20.000 dB	20.000 dB	20.000 dB
Detector	Max Peak	Max Peak	Max Peak
Sweep Count	200	200	200
Filter	3 dB	3 dB	3 dB
Trace Mode	Max Hold	Max Hold	Max Hold
Sweep type	FFT	FFT	FFT
Preamp	off	off	off
Stable mode	Trace	Trace	Trace
Stable value	0.30 dB	0.30 dB	0.30 dB
Run	50 / max. 150	49 / max. 150	62 / max. 150
Stable	5 / 5	5 / 5	5 / 5
Max Stable Difference	0.07 dB	0.25 dB	0.15 dB

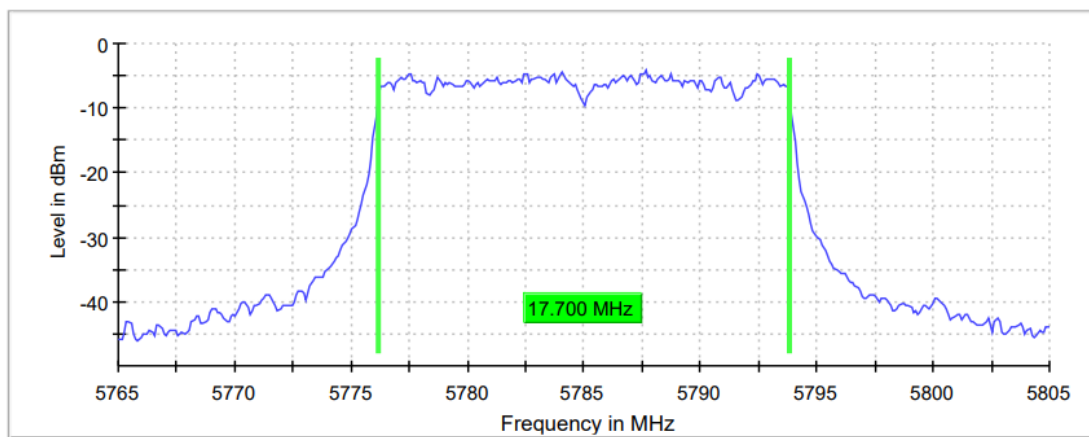
TEST RESULTS (Cont.):

OCCUPIED BANDWIDTH

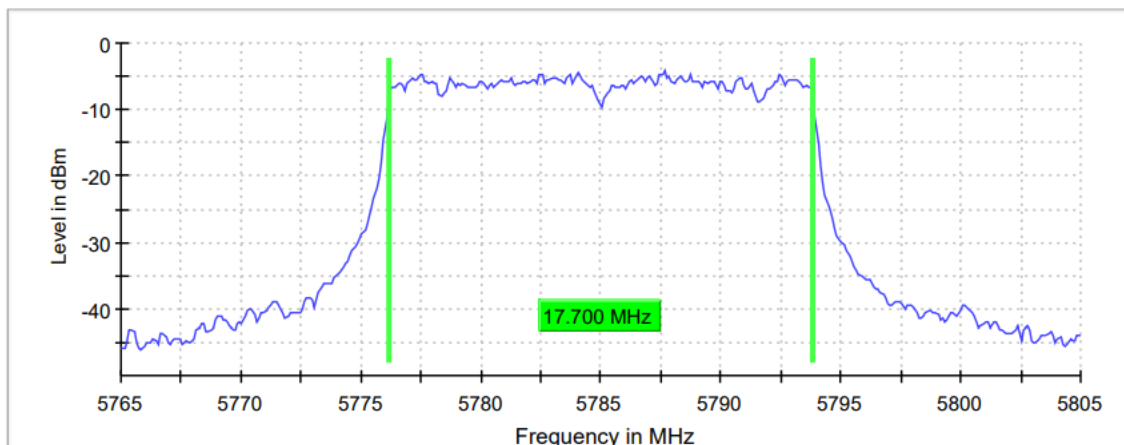
Lowest Channel



Middle Channel



Highest Channel



TEST RESULTS (Cont.)

Measurement

Setting	Instrument Value	Instrument Value	Instrument Value
Start Frequency	5.72500 GHz	5.76500 GHz	5.80500 GHz
Stop Frequency	5.76500 GHz	5.80500 GHz	5.84500 GHz
Span	40.000 MHz	40.000 MHz	40.000 MHz
RBW	200.000 kHz	200.000 kHz	200.000 kHz
VBW	1.000 MHz	1.000 MHz	1.000 MHz
Sweep Points	400	400	400
Sweep time	28.477 μ s	28.477 μ s	28.477 μ s
Reference Level	10.000 dBm	10.000 dBm	10.000 dBm
Attenuation	30.000 dB	30.000 dB	30.000 dB
Detector	Max Peak	Max Peak	Max Peak
Sweep Count	200	200	200
Filter	3 dB	3 dB	3 dB
Trace Mode	Max Hold	Max Hold	Max Hold
Sweep type	FFT	FFT	FFT
Preamp	off	off	off
Stable mode	Trace	Trace	Trace
Stable value	0.30 dB	0.30 dB	0.30 dB
Run	60 / max. 150	50/ max. 150	43 / max. 150
Stable	5 / 5	5 / 5	5 / 5
Max Stable Difference	0.04 dB	0.16 dB	0.12 dB

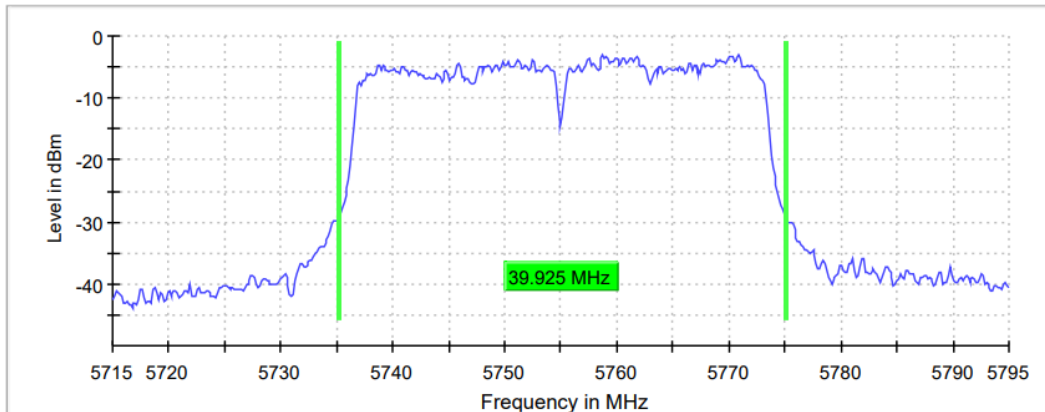
TESTED SAMPLES:	S/01
TESTED CONDITIONS MODES:	TC#03 (n Mode SISO Radio A)
TEST RESULTS:	PASS

Bandwidth: 40 MHz

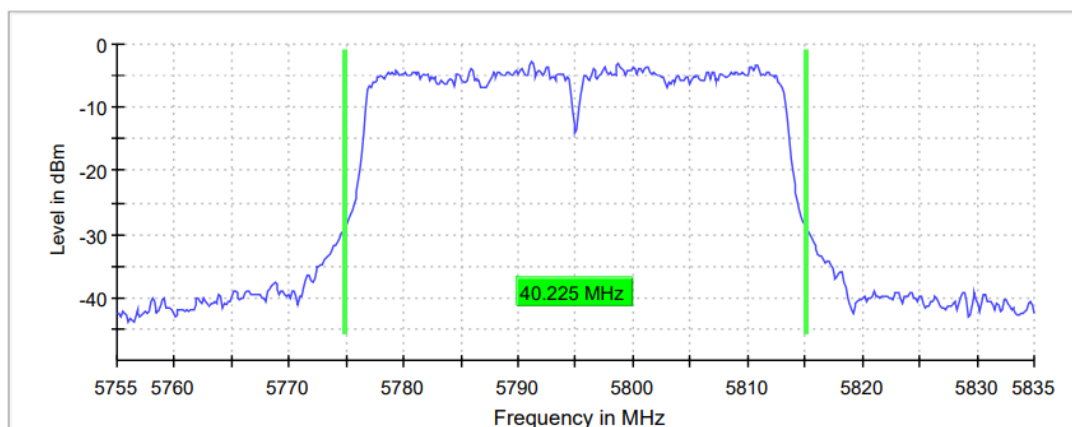
	Lowest frequency 5755 MHz	Highest frequency 5795 MHz
26dB bandwidth (MHz)	39.925	40.225
Occupied bandwidth (MHz)	36.250	36.250

26 dB Bandwidth

Lowest Channel



Highest Channel



TEST RESULTS (Cont.)

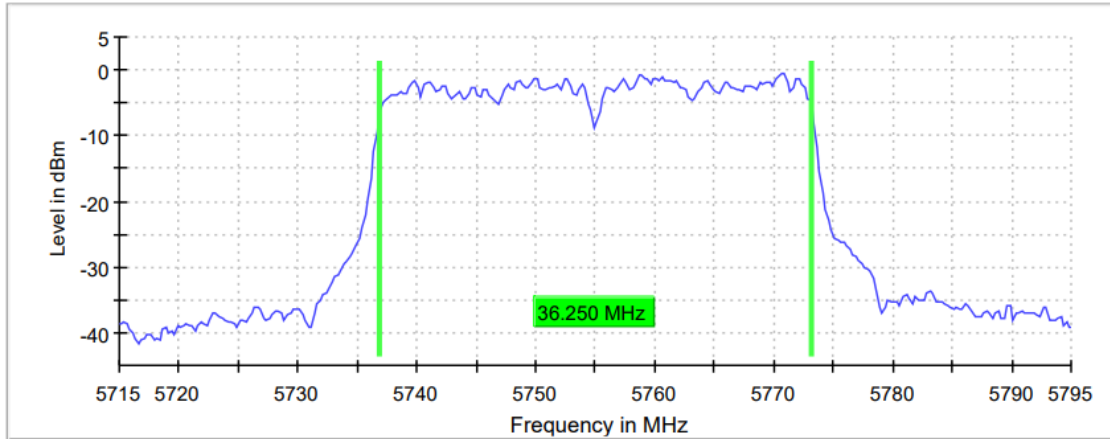
Measurement

Setting	Instrument Value	Instrument Value
Start Frequency	5.71500 GHz	5.75500 GHz
Stop Frequency	5.79500 GHz	5.83500 GHz
Span	80.000 MHz	80.000 MHz
RBW	300.000 kHz	300.000 kHz
VBW	1.000 MHz	1.000 MHz
Sweep Points	533	533
Sweep time	31.621 μ s	31.621 μ s
Reference Level	0.000 dBm	0.000 dBm
Attenuation	20.000 dB	20.000 dB
Detector	Max Peak	Max Peak
Sweep Count	200	200
Filter	3 dB	3 dB
Trace Mode	Max Hold	Max Hold
Sweep type	FFT	FFT
Preamp	off	off
Stable mode	Trace	Trace
Stable value	0.30 dB	0.30 dB
Run	101 / max. 150	107 / max. 150
Stable	5 / 5	5 / 5
Max Stable Difference	0.30 dB	0.30 dB

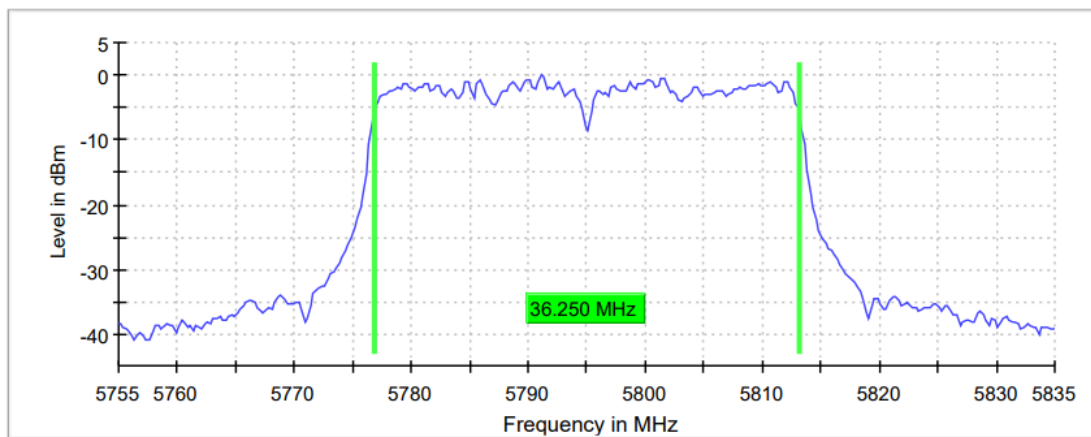
TEST RESULTS (Cont.):

OCCUPIED BANDWIDTH

Lowest Channel



Highest Channel



TEST RESULTS (Cont.)

Measurement

Setting	Instrument Value	Instrument Value
Start Frequency	5.71500 GHz	5.75500 GHz
Stop Frequency	5.79500 GHz	5.83500 GHz
Span	80.000 MHz	80.000 MHz
RBW	500.000 kHz	500.000 kHz
VBW	2.000 MHz	2.000 MHz
Sweep Points	320	320
Sweep time	18.906 μ s	18.906 μ s
Reference Level	0.000 dBm	0.000 dBm
Attenuation	20.000 dB	20.000 dB
Detector	Max Peak	Max Peak
Sweep Count	200	200
Filter	3 dB	3 dB
Trace Mode	Max Hold	Max Hold
Sweep type	FFT	FFT
Preamp	Off	off
Stable mode	Trace	Trace
Stable value	0.30 dB	0.30 dB
Run	87 / max. 150	57 / max. 150
Stable	5 / 5	5 / 5
Max Stable Difference	0.09 dB	0.13 dB

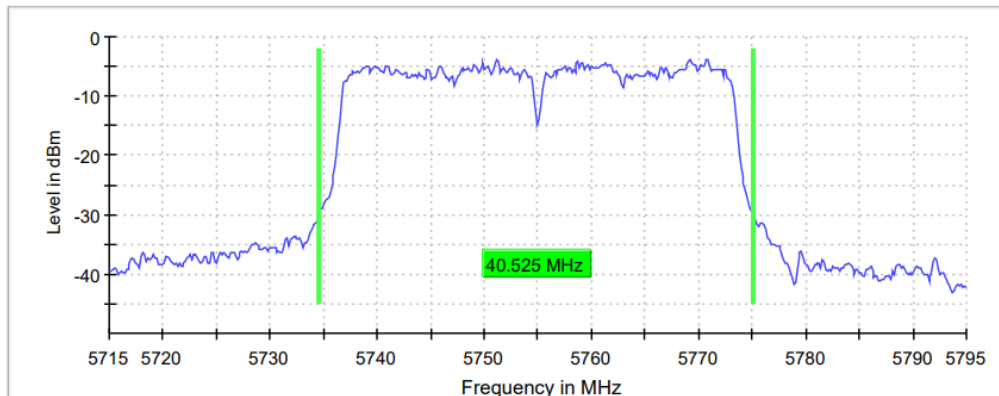
TESTED SAMPLES:	S/01
TESTED CONDITIONS MODES:	TC#03 (n Mode SISO Radio B)
TEST RESULTS:	PASS

Bandwidth: 40 MHz

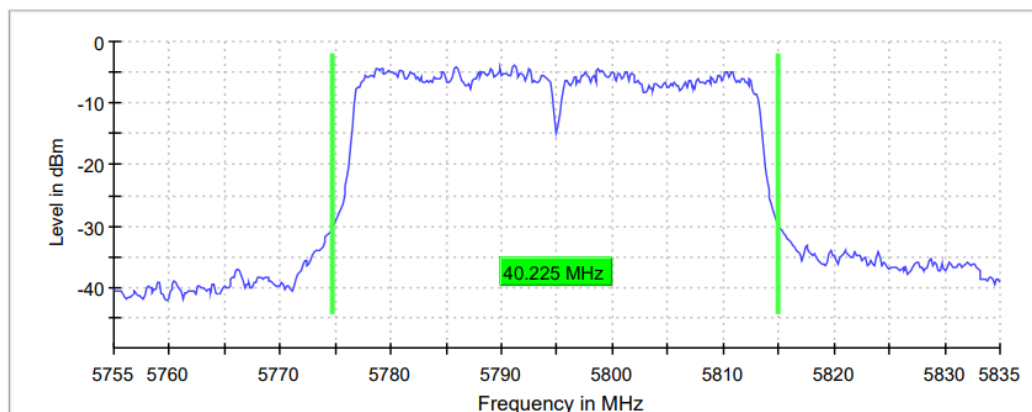
	Lowest frequency	Highest frequency
	5755 MHz	5795 MHz
26dB bandwidth (MHz)	40.525	40.225
Occupied bandwidth (MHz)	36.250	36.250

26 dB Bandwidth

Lowest Channel



Highest Channel



TEST RESULTS (Cont.)

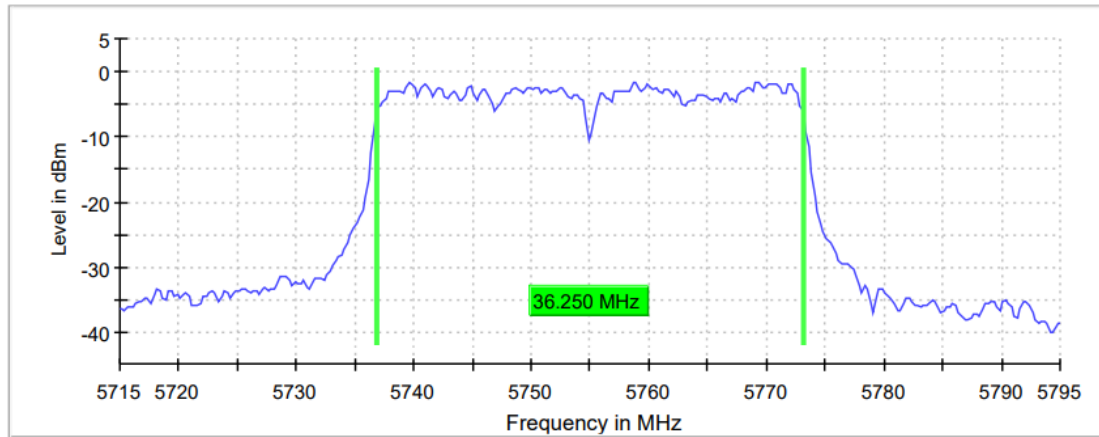
Measurement

Setting	Instrument Value	Instrument Value
Start Frequency	5.71500 GHz	5.75500 GHz
Stop Frequency	5.79500 GHz	5.83500 GHz
Span	80.000 MHz	80.000 MHz
RBW	300.000 kHz	300.000 kHz
VBW	1.000 MHz	1.000 MHz
Sweep Points	533	533
Sweep time	31.621 μ s	31.621 μ s
Reference Level	0.000 dBm	0.000 dBm
Attenuation	20.000 dB	20.000 dB
Detector	Max Peak	Max Peak
Sweep Count	200	200
Filter	3 dB	3 dB
Trace Mode	Max Hold	Max Hold
Sweep type	FFT	FFT
Preamp	off	off
Stable mode	Trace	Trace
Stable value	0.30 dB	0.30 dB
Run	84 / max. 150	76 / max. 150
Stable	5 / 5	5 / 5
Max Stable Difference	0.03 dB	0.30 dB

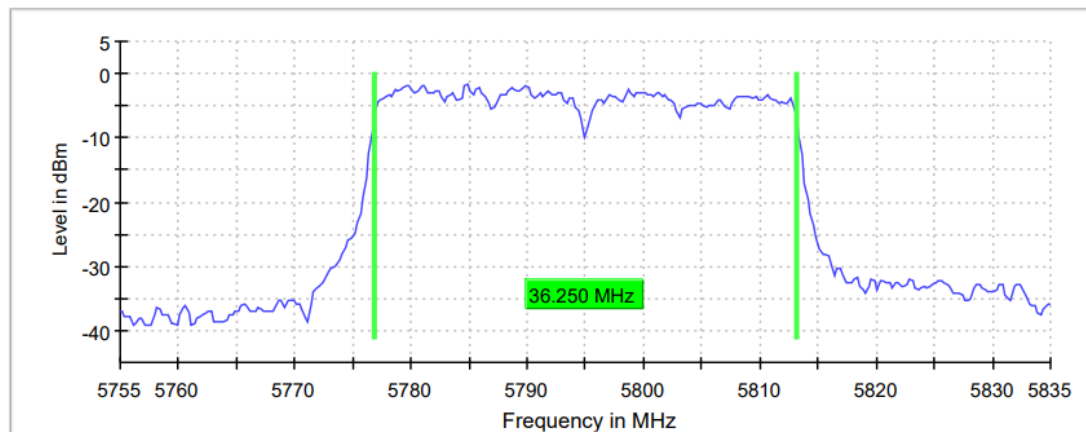
TEST RESULTS (Cont.):

OCCUPIED BANDWIDTH

Lowest Channel



Highest Channel



TEST RESULTS (Cont.)

Measurement

Setting	Instrument Value	Instrument Value
Start Frequency	5.71500 GHz	5.75500 GHz
Stop Frequency	5.79500 GHz	5.83500 GHz
Span	80.000 MHz	80.000 MHz
RBW	500.000 kHz	500.000 kHz
VBW	2.000 MHz	2.000 MHz
Sweep Points	320	320
Sweep time	18.906 μ s	18.906 μ s
Reference Level	0.000 dBm	0.000 dBm
Attenuation	20.000 dB	20.000 dB
Detector	Max Peak	Max Peak
Sweep Count	200	200
Filter	3 dB	3 dB
Trace Mode	Max Hold	Max Hold
Sweep type	FFT	FFT
Preamp	Off	off
Stable mode	Trace	Trace
Stable value	0.30 dB	0.30 dB
Run	38 / max. 150	113 / max. 150
Stable	5 / 5	5 / 5
Max Stable Difference	0.00 dB	0.28 dB

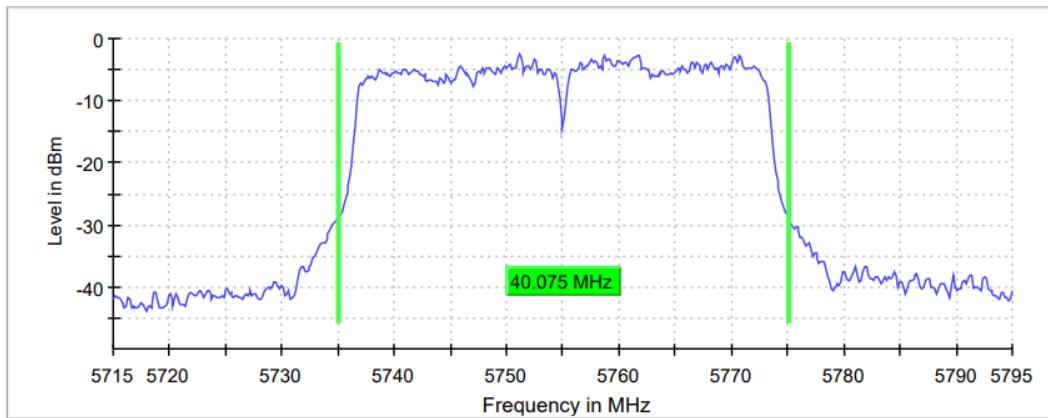
TESTED SAMPLES:	S/01
TESTED CONDITIONS MODES:	TC#02 (n Mode MIMO Radio A+B)
TEST RESULTS:	PASS

Bandwidth: 40 MHz

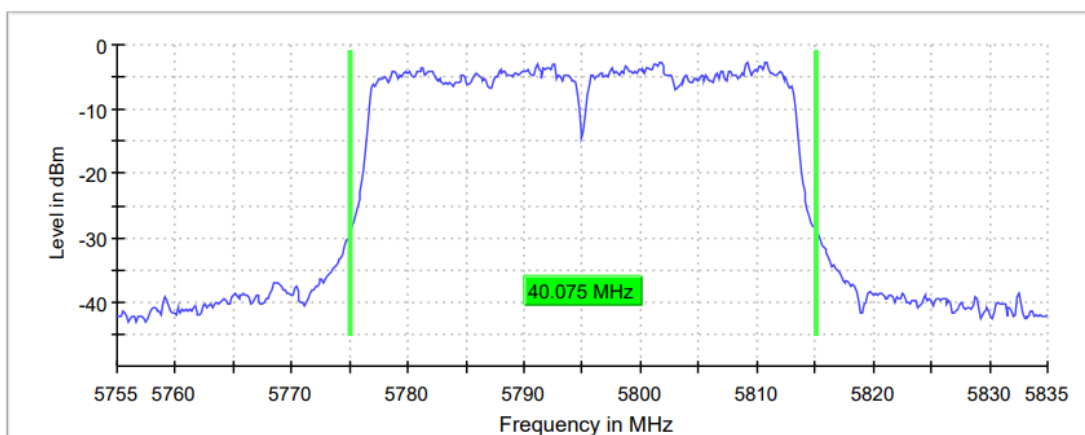
	Lowest frequency	Highest frequency
	5755 MHz	5795 MHz
26dB bandwidth (MHz)	40.075	40.075
Occupied bandwidth (MHz)	36.250	36.250

26 dB Bandwidth

Lowest Channel



Highest Channel



TEST RESULTS (Cont.)

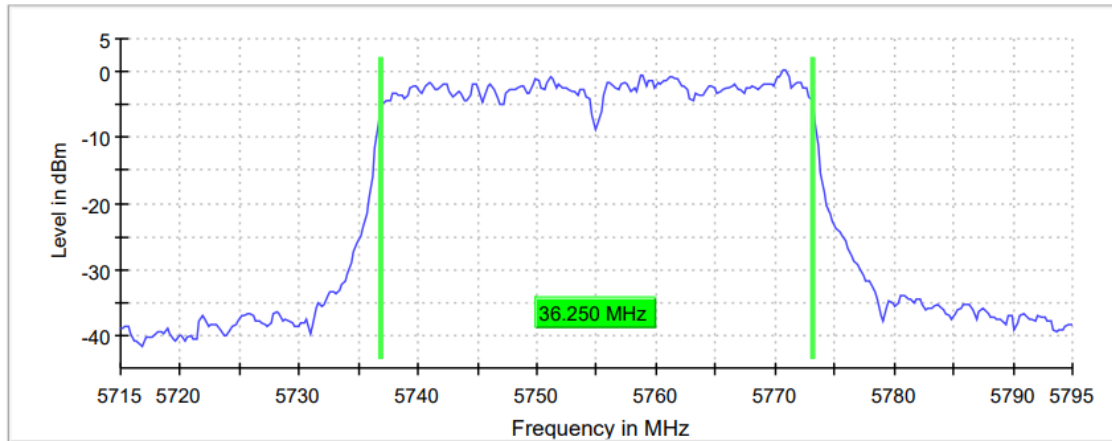
Measurement

Setting	Instrument Value	Instrument Value
Start Frequency	5.71500 GHz	5.75500 GHz
Stop Frequency	5.79500 GHz	5.83500 GHz
Span	80.000 MHz	80.000 MHz
RBW	300.000 kHz	300.000 kHz
VBW	1.000 MHz	1.000 MHz
Sweep Points	533	533
Sweep time	31.621 μ s	31.621 μ s
Reference Level	10.000 dBm	0.000 dBm
Attenuation	30.000 dB	20.000 dB
Detector	Max Peak	Max Peak
Sweep Count	200	200
Filter	3 dB	3 dB
Trace Mode	Max Hold	Max Hold
Sweep type	FFT	FFT
Preamp	off	off
Stable mode	Trace	Trace
Stable value	0.30 dB	0.30 dB
Run	69 / max. 150	96 / max. 150
Stable	5 / 5	5 / 5
Max Stable Difference	0.00 dB	0.09 dB

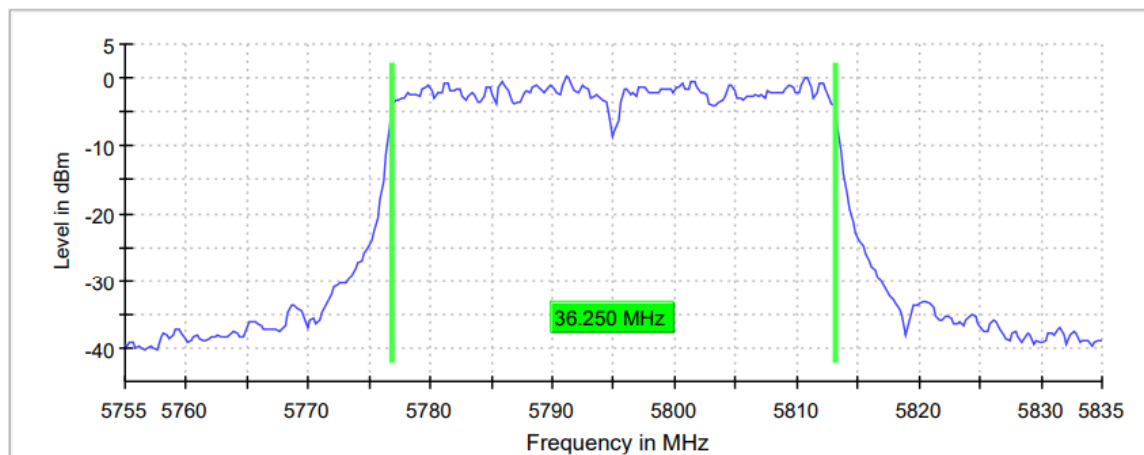
TEST RESULTS (Cont.):

OCCUPIED BANDWIDTH

Lowest Channel



Highest Channel



TEST RESULTS (Cont.)

Measurement

Setting	Instrument Value	Instrument Value
Start Frequency	5.71500 GHz	5.75500 GHz
Stop Frequency	5.79500 GHz	5.83500 GHz
Span	80.000 MHz	80.000 MHz
RBW	500.000 kHz	500.000 kHz
VBW	2.000 MHz	2.000 MHz
Sweep Points	320	320
Sweep time	18.906 μ s	18.906 μ s
Reference Level	0.000 dBm	0.000 dBm
Attenuation	20.000 dB	20.000 dB
Detector	Max Peak	Max Peak
Sweep Count	200	200
Filter	3 dB	3 dB
Trace Mode	Max Hold	Max Hold
Sweep type	FFT	FFT
Preamp	Off	off
Stable mode	Trace	Trace
Stable value	0.30 dB	0.30 dB
Run	92 / max. 150	89 / max. 150
Stable	5 / 5	5 / 5
Max Stable Difference	0.00 dB	0.00 dB

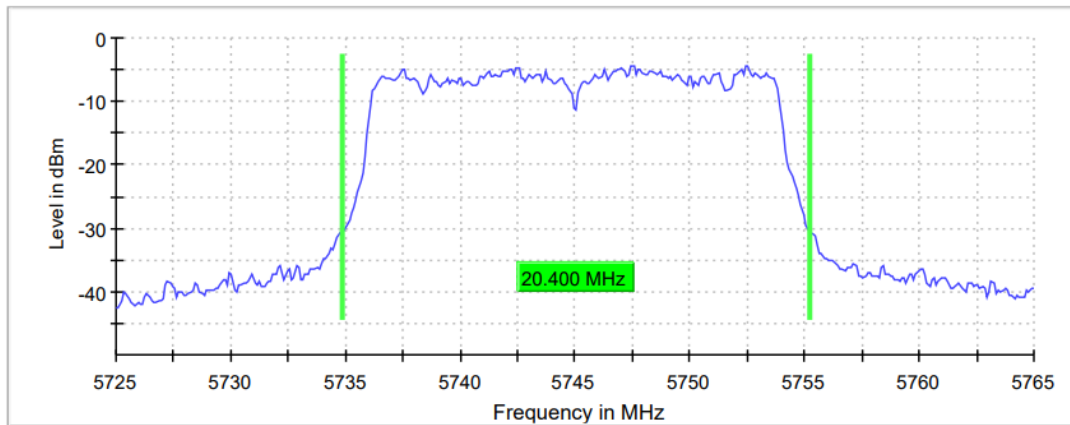
TESTED SAMPLES:	S/01
TESTED CONDITIONS MODES:	TC#03 (ac Mode SISO Radio A)
TEST RESULTS:	PASS

Bandwidth: 20 MHz

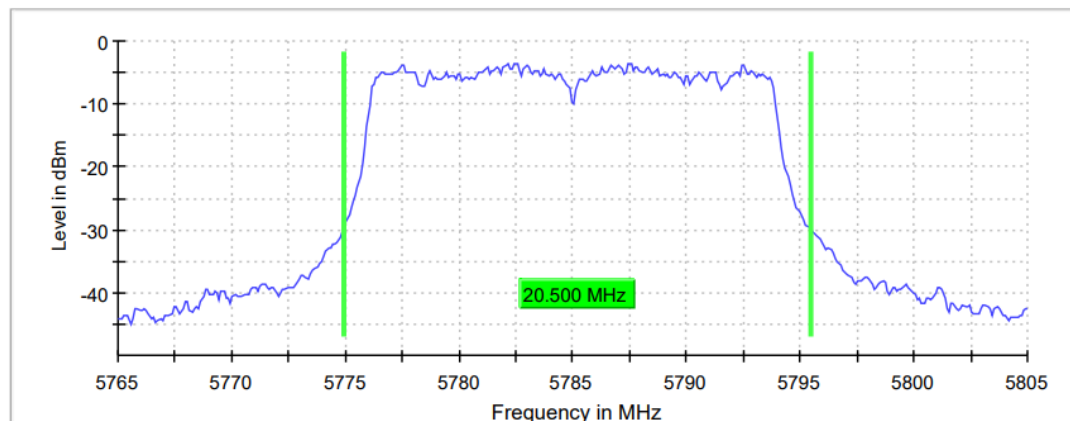
	Lowest frequency 5745 MHz	Middle frequency 5785 MHz	Highest frequency 5825 MHz
26dB bandwidth (MHz)	20.400	20.500	20.300
Occupied bandwidth (MHz)	17.700	17.700	17.700

26 dB Bandwidth:

Lowest Channel

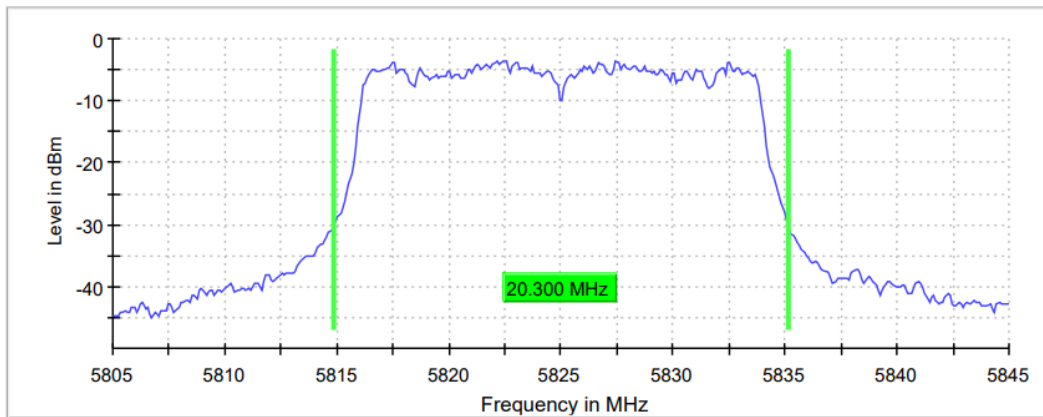


Middle Channel



TEST RESULTS (Cont.)

Highest Channel



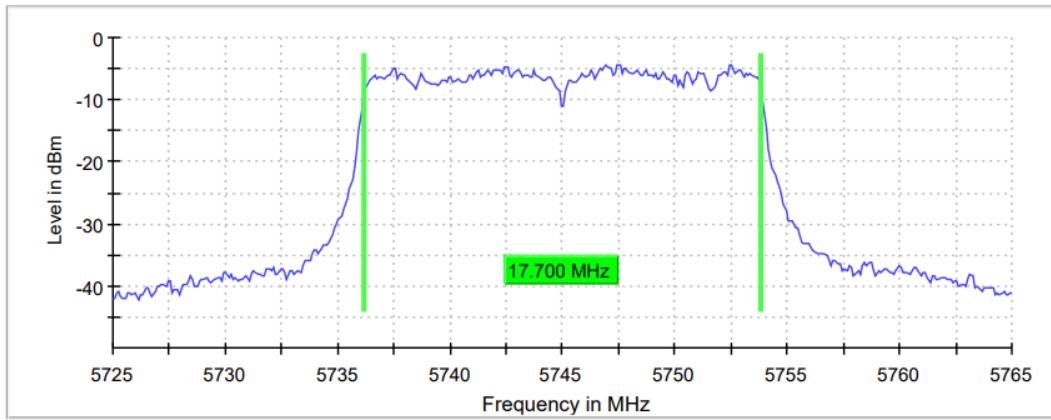
Measurement

Setting	Instrument Value	Instrument Value	Instrument Value
Start Frequency	5.72500 GHz	5.76500 GHz	5.80500 GHz
Stop Frequency	5.76500 GHz	5.80500 GHz	5.84500 GHz
Span	40.000 MHz	40.000 MHz	40.000 MHz
RBW	200.000 kHz	200.000 kHz	200.000 kHz
VBW	1.000 MHz	1.000 MHz	1.000 MHz
Sweep Points	400	400	400
Sweep time	28.477 μ s	28.477 μ s	28.477 μ s
Reference Level	0.000 dBm	0.000 dBm	0.000 dBm
Attenuation	20.000 dB	20.000 dB	20.000 dB
Detector	Max Peak	Max Peak	Max Peak
Sweep Count	200	200	200
Filter	3 dB	3 dB	3 dB
Trace Mode	Max Hold	Max Hold	Max Hold
Sweep type	FFT	FFT	FFT
Preamp	off	off	off
Stable mode	Trace	Trace	Trace
Stable value	0.30 dB	0.30 dB	0.30 dB
Run	39 / max. 150	82 / max. 150	45 / max. 150
Stable	5 / 5	5 / 5	5 / 5
Max Stable Difference	0.18 dB	0.07 dB	0.29 dB

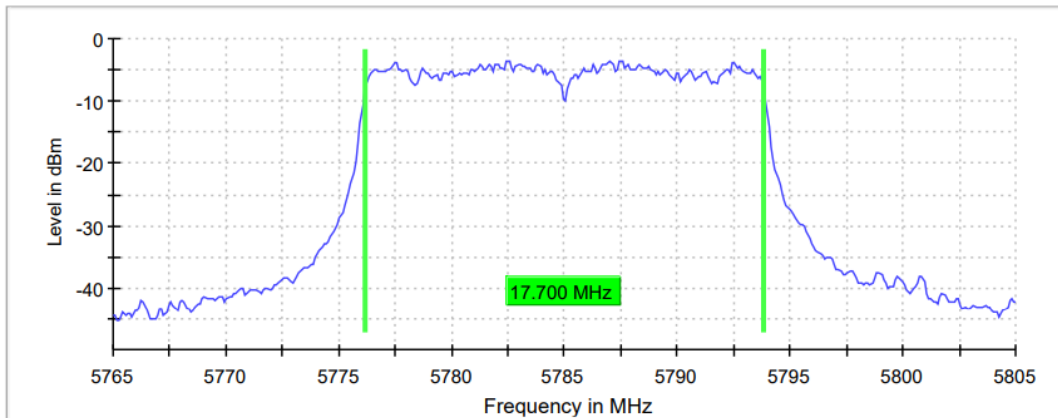
TEST RESULTS (Cont.):

OCCUPIED BANDWIDTH

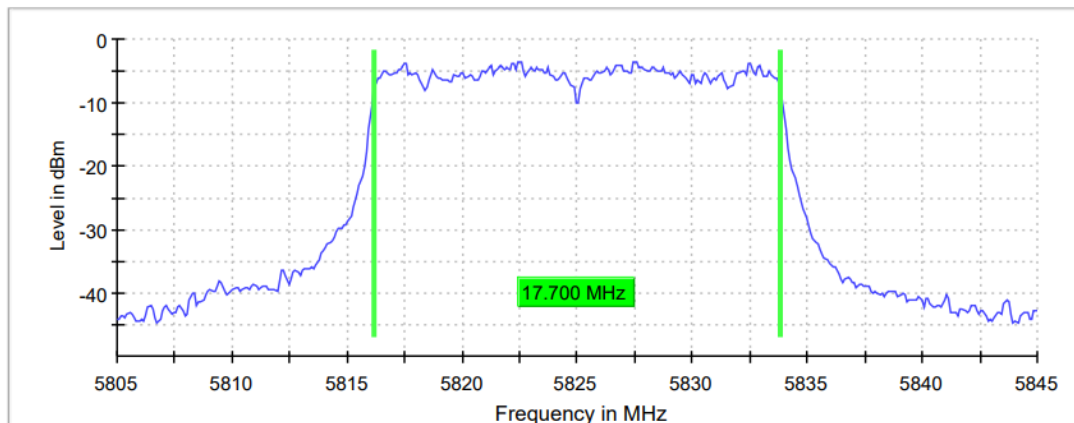
Lowest Channel



Middle Channel



Highest Channel



TEST RESULTS (Cont.)

Measurement

Setting	Instrument Value	Instrument Value	Instrument Value
Start Frequency	5.72500 GHz	5.76500 GHz	5.80500 GHz
Stop Frequency	5.76500 GHz	5.80500 GHz	5.84500 GHz
Span	40.000 MHz	40.000 MHz	40.000 MHz
RBW	200.000 kHz	200.000 kHz	200.000 kHz
VBW	1.000 MHz	1.000 MHz	1.000 MHz
Sweep Points	400	400	400
Sweep time	28.477 μ s	28.477 μ s	28.477 μ s
Reference Level	0.000 dBm	0.000 dBm	0.000 dBm
Attenuation	20.000 dB	20.000 dB	20.000 dB
Detector	Max Peak	Max Peak	Max Peak
Sweep Count	200	200	200
Filter	3 dB	3 dB	3 dB
Trace Mode	Max Hold	Max Hold	Max Hold
Sweep type	FFT	FFT	FFT
Preamp	off	off	off
Stable mode	Trace	Trace	Trace
Stable value	0.30 dB	0.30 dB	0.30 dB
Run	65 / max. 150	61 / max. 150	42/ max. 150
Stable	5 / 5	5 / 5	5 / 5
Max Stable Difference	0.12 dB	0.24 dB	0.24 dB

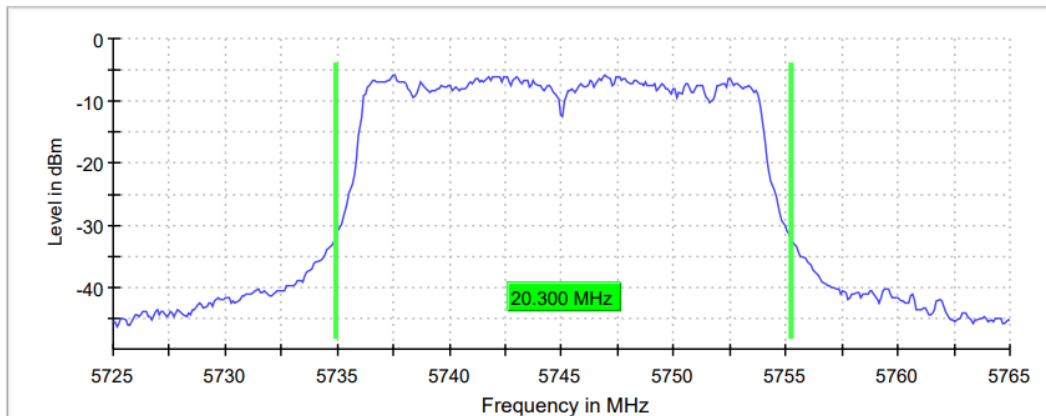
TESTED SAMPLES:	S/01
TESTED CONDITIONS MODES:	TC#03 (ac Mode SISO Radio B)
TEST RESULTS:	PASS

Bandwidth: 20 MHz

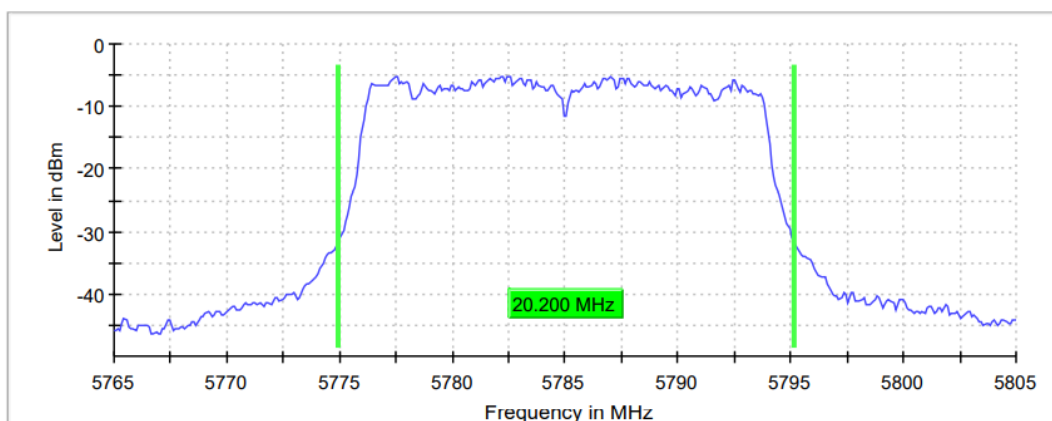
	Lowest frequency 5745 MHz	Middle frequency 5785 MHz	Highest frequency 5825 MHz
26dB Bandwidth (MHz)	20.300	20.200	20.300
Occupied bandwidth (MHz)	17.700	17.700	17.700

26 dB Bandwidth:

Lowest Channel

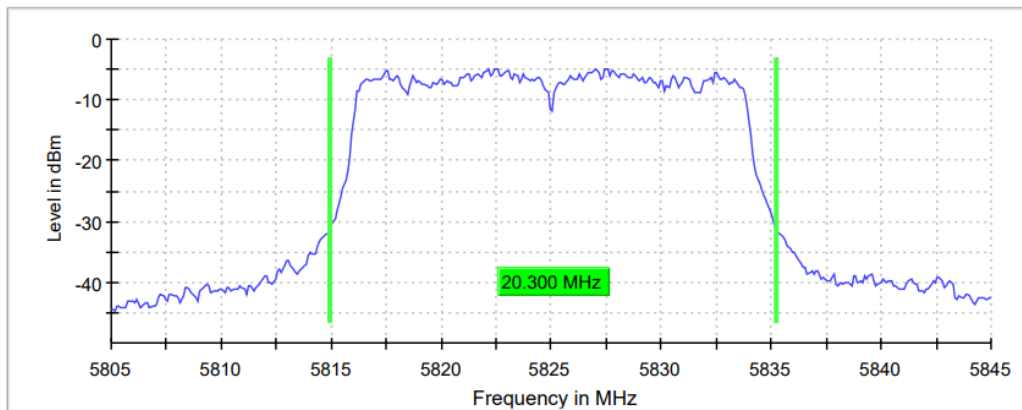


Middle Channel



TEST RESULTS (Cont.)

Highest Channel



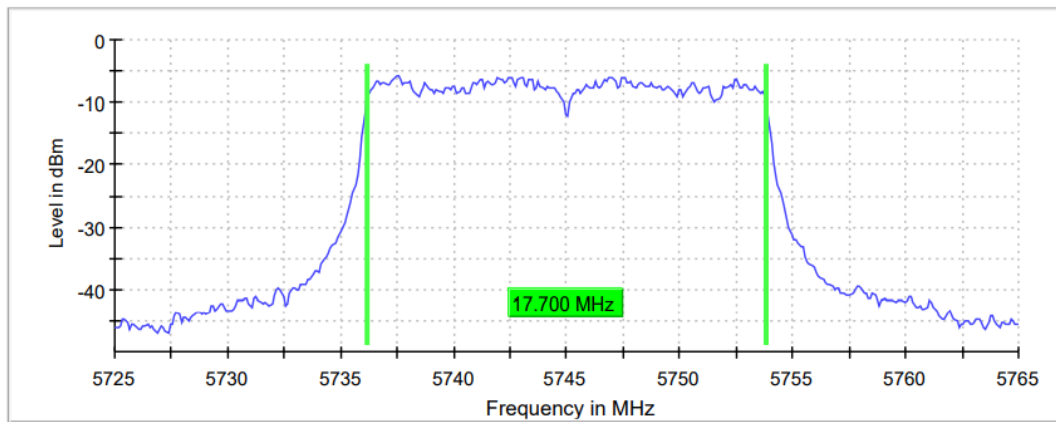
Measurement

Setting	Instrument Value	Instrument Value	Instrument Value
Start Frequency	5.72500 GHz	5.76500 GHz	5.80500 GHz
Stop Frequency	5.76500 GHz	5.80500 GHz	5.84500 GHz
Span	40.000 MHz	40.000 MHz	40.000 MHz
RBW	200.000 kHz	200.000 kHz	200.000 kHz
VBW	1.000 MHz	1.000 MHz	1.000 MHz
Sweep Points	400	400	400
Sweep time	28.477 μs	28.477 μs	28.477 μs
Reference Level	0.000 dBm	0.000 dBm	0.000 dBm
Attenuation	20.000 dB	20.000 dB	20.000 dB
Detector	Max Peak	Max Peak	Max Peak
Sweep Count	200	200	200
Filter	3 dB	3 dB	3 dB
Trace Mode	Max Hold	Max Hold	Max Hold
Sweep type	FFT	FFT	FFT
Preamp	off	off	off
Stable mode	Trace	Trace	Trace
Stable value	0.30 dB	0.30 dB	0.30 dB
Run	63 / max. 150	78 / max. 150	67 / max. 150
Stable	5 / 5	5 / 5	5 / 5
Max Stable Difference	0.11 dB	0.0 dB	0.15 dB

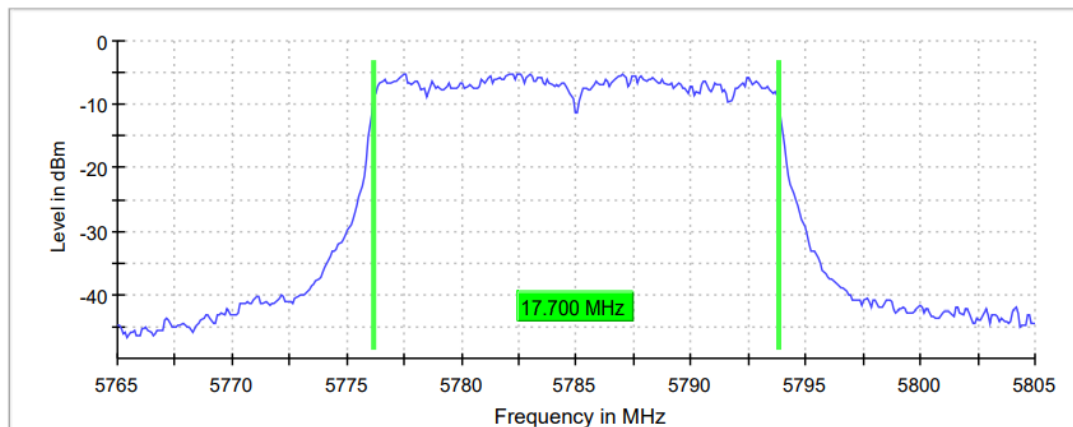
TEST RESULTS (Cont.):

OCCUPIED BANDWIDTH

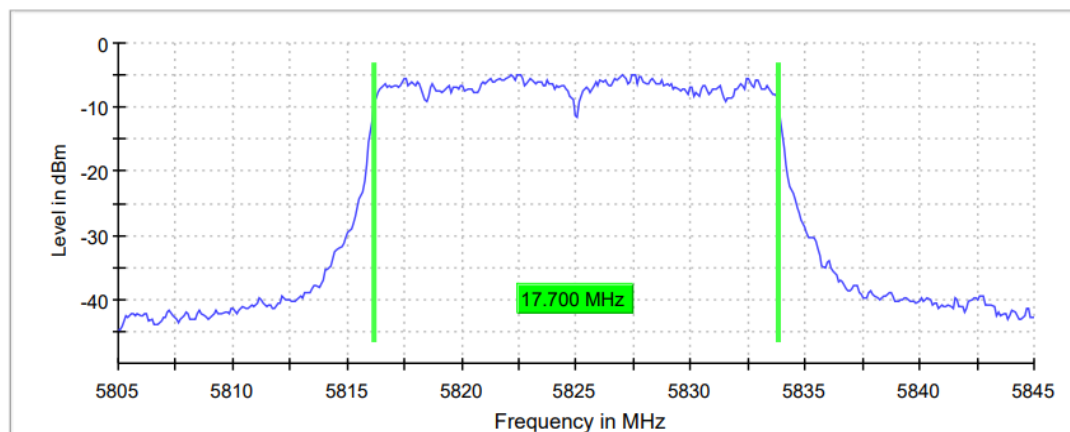
Lowest Channel



Middle Channel



Highest Channel



TEST RESULTS (Cont.)

Measurement

Setting	Instrument Value	Instrument Value	Instrument Value
Start Frequency	5.72500 GHz	5.76500 GHz	5.80500 GHz
Stop Frequency	5.76500 GHz	5.80500 GHz	5.84500 GHz
Span	40.000 MHz	40.000 MHz	40.000 MHz
RBW	200.000 kHz	200.000 kHz	200.000 kHz
VBW	1.000 MHz	1.000 MHz	1.000 MHz
Sweep Points	400	400	400
Sweep time	28.477 μ s	28.477 μ s	28.477 μ s
Reference Level	0.000 dBm	0.000 dBm	0.000 dBm
Attenuation	20.000 dB	20.000 dB	20.000 dB
Detector	Max Peak	Max Peak	Max Peak
Sweep Count	200	200	200
Filter	3 dB	3 dB	3 dB
Trace Mode	Max Hold	Max Hold	Max Hold
Sweep type	FFT	FFT	FFT
Preamp	off	off	off
Stable mode	Trace	Trace	Trace
Stable value	0.30 dB	0.30 dB	0.30 dB
Run	52 / max. 150	55 / max. 150	41 / max. 150
Stable	5 / 5	5 / 5	5 / 5
Max Stable Difference	0.00 dB	0.00 dB	0.07 dB

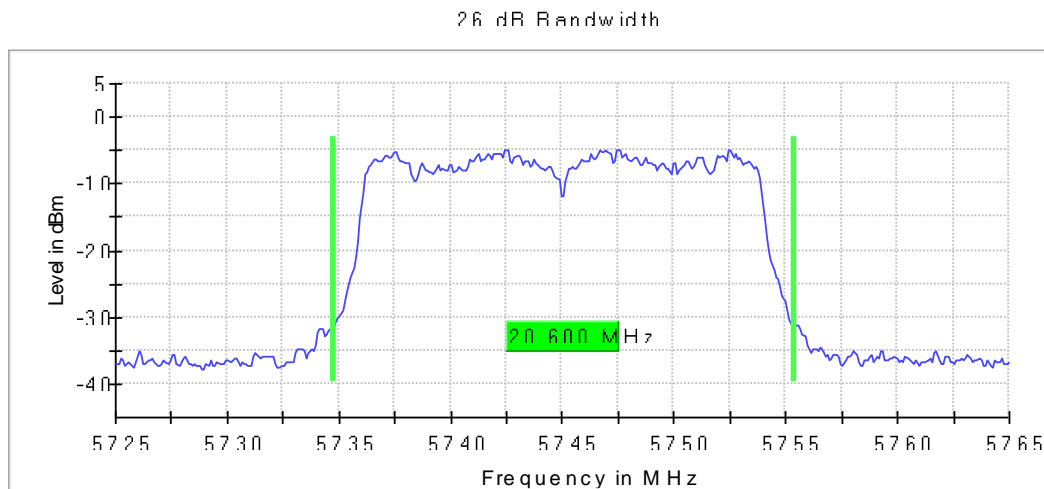
TESTED SAMPLES:	S/01
TESTED CONDITIONS MODES:	TC#03 (ac Mode MIMO Radio A+B)
TEST RESULTS:	PASS

Bandwidth: 20 MHz

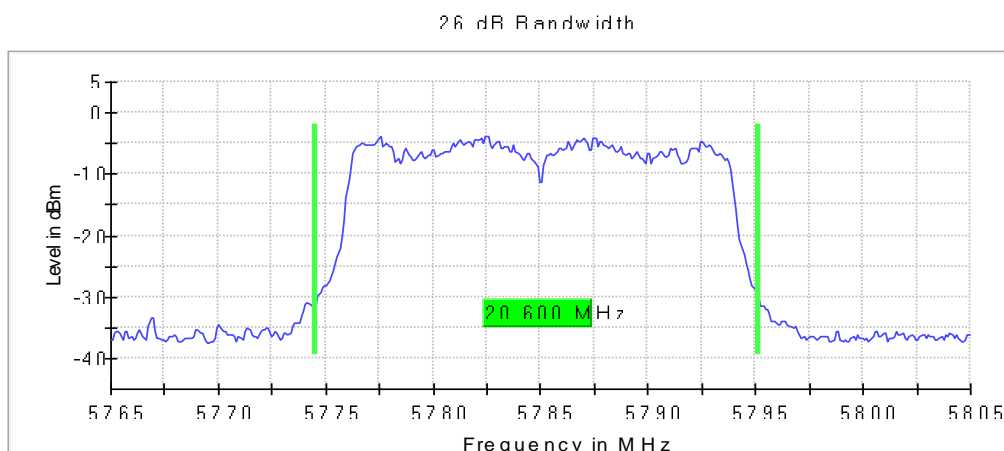
	Lowest frequency 5745 MHz	Middle frequency 5785 MHz	Highest frequency 5825 MHz
26dB Bandwidth (MHz)	20.600	20.600	20.500
Occupied bandwidth (MHz)	17.700	17.700	17.700

26 dB Bandwidth:

Lowest Channel



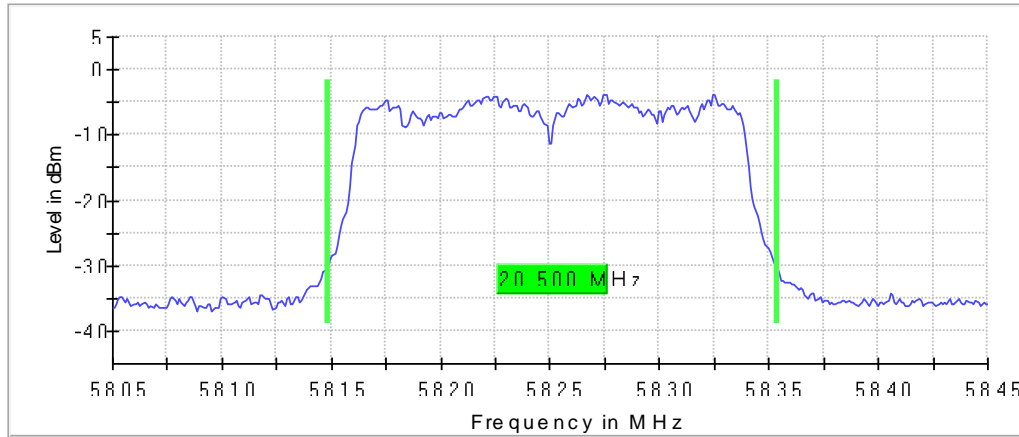
Middle Channel



TEST RESULTS (Cont.)

Highest Channel

26 dB Bandwidth



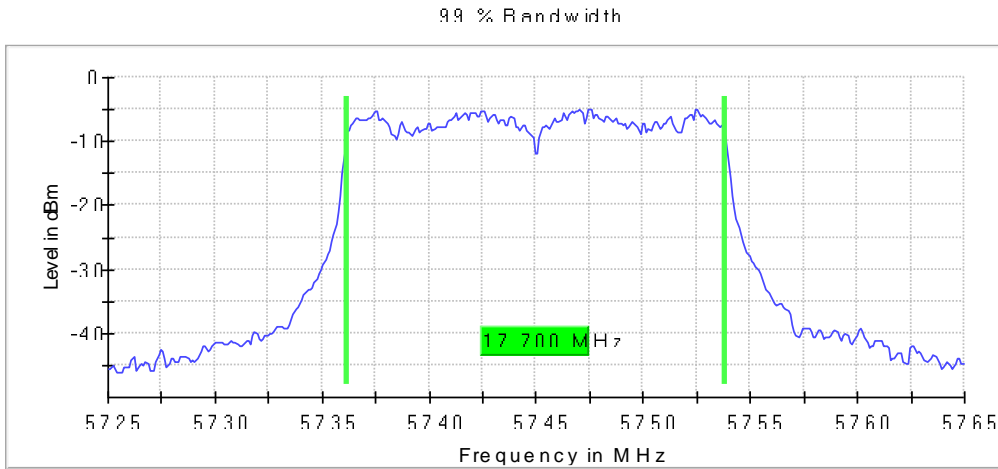
Measurement

Setting	Instrument Value	Instrument Value	Instrument Value
Start Frequency	5.72500 GHz	5.76500 GHz	5.80500 GHz
Stop Frequency	5.76500 GHz	5.80500 GHz	5.84500 GHz
Span	40.000 MHz	40.000 MHz	40.000 MHz
RBW	200.000 kHz	200.000 kHz	200.000 kHz
VBW	1.000 MHz	1.000 MHz	1.000 MHz
Sweep Points	400	400	400
Sweep time	28.477 μ s	28.477 μ s	28.477 μ s
Reference Level	0.000 dBm	10.000 dBm	0.000 dBm
Attenuation	20.000 dB	30.000 dB	20.000 dB
Detector	Max Peak	Max Peak	Max Peak
Sweep Count	200	200	200
Filter	3 dB	3 dB	3 dB
Trace Mode	Max Hold	Max Hold	Max Hold
Sweep type	FFT	FFT	FFT
Preamp	off	off	off
Stable mode	Trace	Trace	Trace
Stable value	0.30 dB	0.30 dB	0.30 dB
Run	57 / max. 150	29 / max. 150	47 / max. 150
Stable	5 / 5	5 / 5	5 / 5
Max Stable Difference	0.17 dB	0.25 dB	0.29 dB

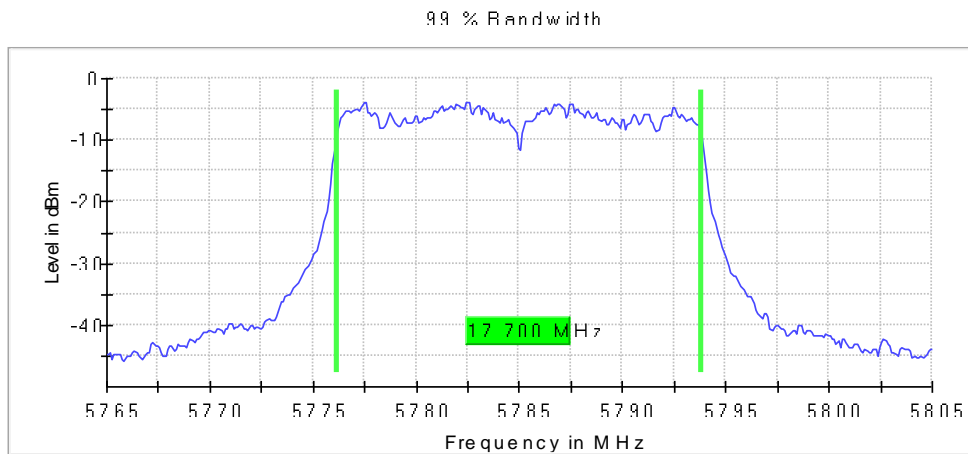
TEST RESULTS (Cont.):

OCCUPIED BANDWIDTH

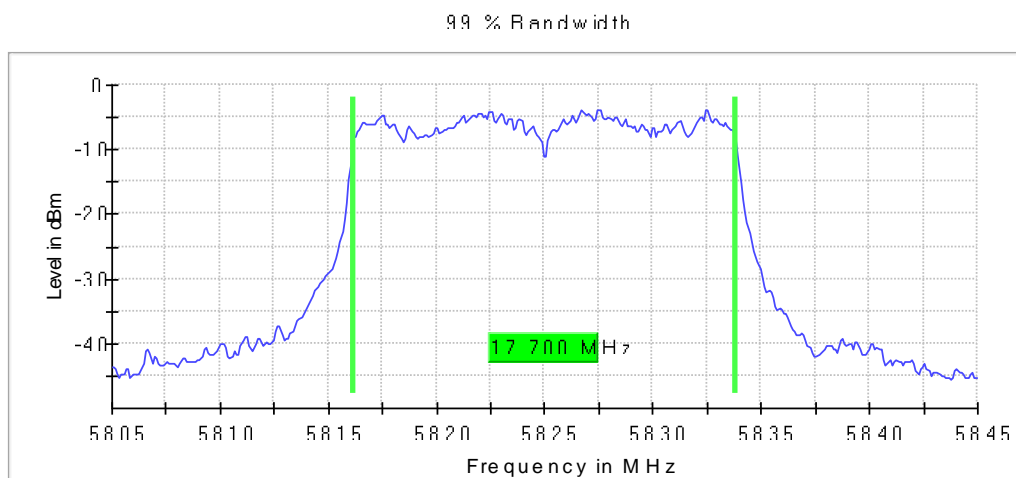
Lowest Channel



Middle Channel



Highest Channel



TEST RESULTS (Cont.)

Measurement

Setting	Instrument Value	Instrument Value	Instrument Value
Start Frequency	5.72500 GHz	5.76500 GHz	5.80500 GHz
Stop Frequency	5.76500 GHz	5.80500 GHz	5.84500 GHz
Span	40.000 MHz	40.000 MHz	40.000 MHz
RBW	200.000 kHz	200.000 kHz	200.000 kHz
VBW	1.000 MHz	1.000 MHz	1.000 MHz
Sweep Points	400	400	400
Sweep time	28.477 μ s	28.477 μ s	28.477 μ s
Reference Level	0.000 dBm	0.000 dBm	0.000 dBm
Attenuation	20.000 dB	20.000 dB	20.000 dB
Detector	Max Peak	Max Peak	Max Peak
Sweep Count	200	200	200
Filter	3 dB	3 dB	3 dB
Trace Mode	Max Hold	Max Hold	Max Hold
Sweep type	FFT	FFT	FFT
Preamp	off	off	off
Stable mode	Trace	Trace	Trace
Stable value	0.30 dB	0.30 dB	0.30 dB
Run	33 / max. 150	68 / max. 150	68 / max. 150
Stable	5 / 5	5 / 5	5 / 5
Max Stable Difference	0.02 dB	0.21 dB	0.23 dB

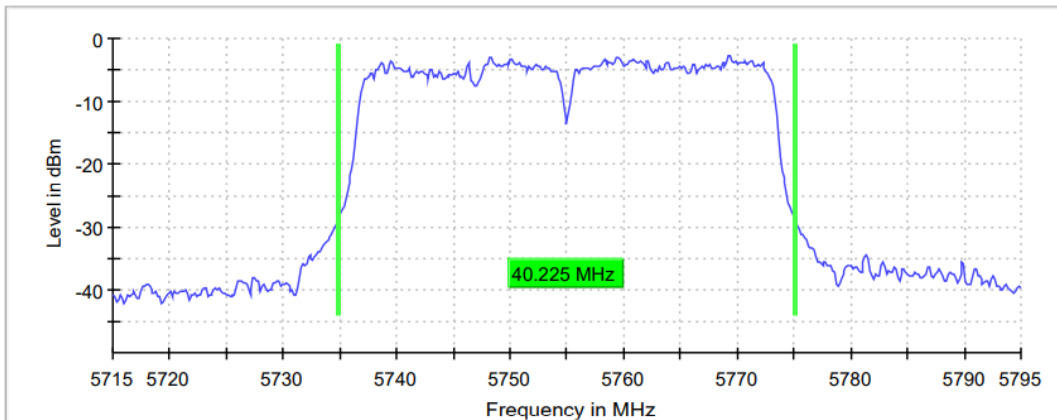
TESTED SAMPLES:	S/01
TESTED CONDITIONS MODES:	TC#03 (ac Mode SISO Radio A)
TEST RESULTS:	PASS

Bandwidth: 40 MHz

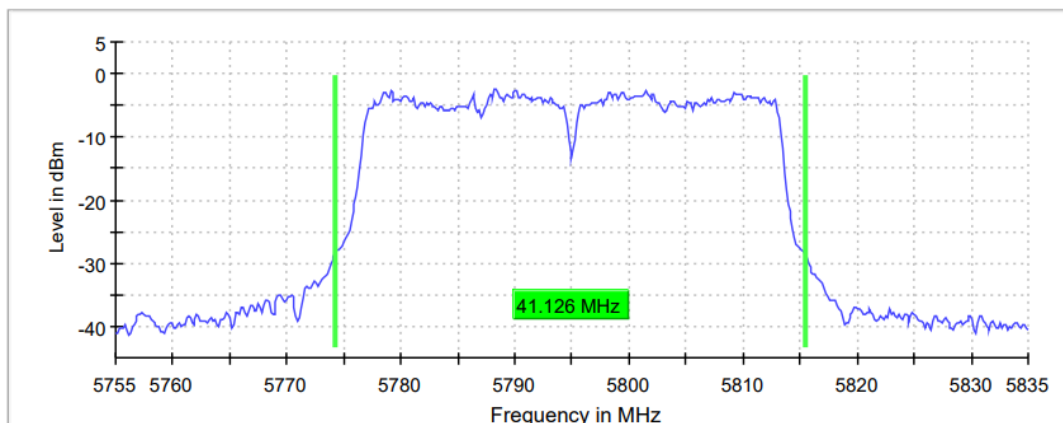
	Lowest frequency 5755 MHz	Highest frequency 5795 MHz
26dB bandwidth (MHz)	40.225	41.126
Occupied bandwidth (MHz)	36.250	36.250

26 dB Bandwidth

Lowest Channel



Highest Channel



TEST RESULTS (Cont.)

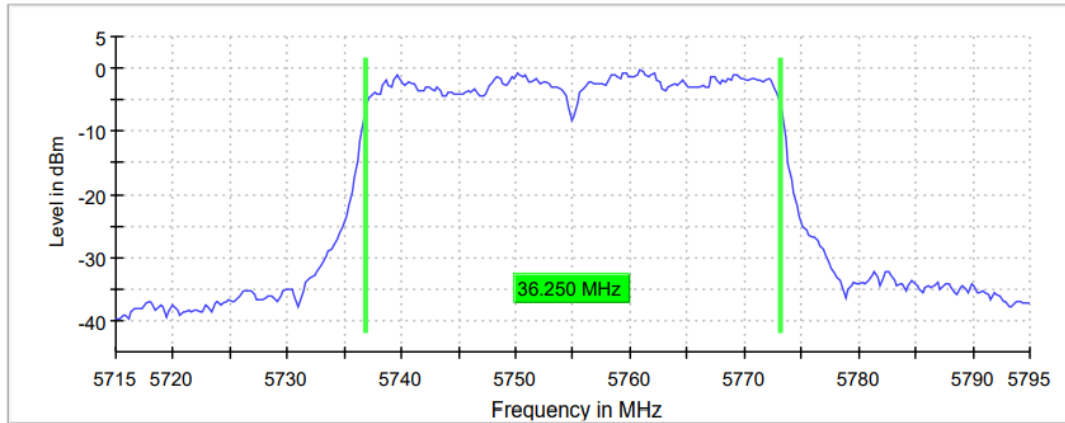
Measurement

Setting	Instrument Value	Instrument Value
Start Frequency	5.71500 GHz	5.75500 GHz
Stop Frequency	5.79500 GHz	5.83500 GHz
Span	80.000 MHz	80.000 MHz
RBW	300.000 kHz	300.000 kHz
VBW	1.000 MHz	1.000 MHz
Sweep Points	533	533
Sweep time	31.621 μ s	31.621 μ s
Reference Level	0.000 dBm	0.000 dBm
Attenuation	20.000 dB	20.000 dB
Detector	Max Peak	Max Peak
Sweep Count	200	200
Filter	3 dB	3 dB
Trace Mode	Max Hold	Max Hold
Sweep type	FFT	FFT
Preamp	off	off
Stable mode	Trace	Trace
Stable value	0.30 dB	0.30 dB
Run	107 / max. 150	90 / max. 150
Stable	5 / 5	5 / 5
Max Stable Difference	0.11 dB	0.13 dB

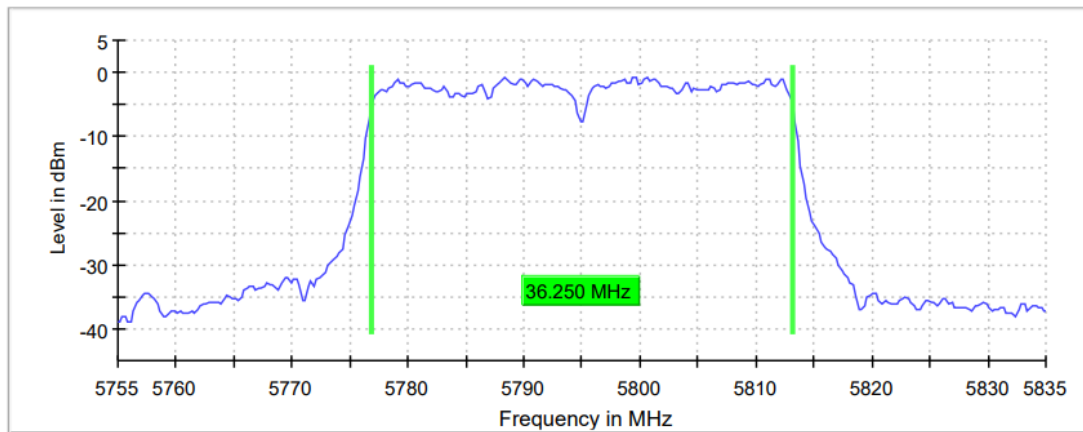
TEST RESULTS (Cont.):

OCCUPIED BANDWIDTH

Lowest Channel



Highest Channel



TEST RESULTS (Cont.)

Measurement

Setting	Instrument Value	Instrument Value
Start Frequency	5.71500 GHz	5.75500 GHz
Stop Frequency	5.79500 GHz	5.83500 GHz
Span	80.000 MHz	80.000 MHz
RBW	500.000 kHz	500.000 kHz
VBW	2.000 MHz	2.000 MHz
Sweep Points	320	320
Sweep time	18.906 μ s	18.906 μ s
Reference Level	0.000 dBm	0.000 dBm
Attenuation	20.000 dB	20.000 dB
Detector	Max Peak	Max Peak
Sweep Count	200	200
Filter	3 dB	3 dB
Trace Mode	Max Hold	Max Hold
Sweep type	FFT	FFT
Preamp	Off	off
Stable mode	Trace	Trace
Stable value	0.30 dB	0.30 dB
Run	89 / max. 150	86 / max. 150
Stable	5 / 5	5 / 5
Max Stable Difference	0.01 dB	0.00 dB

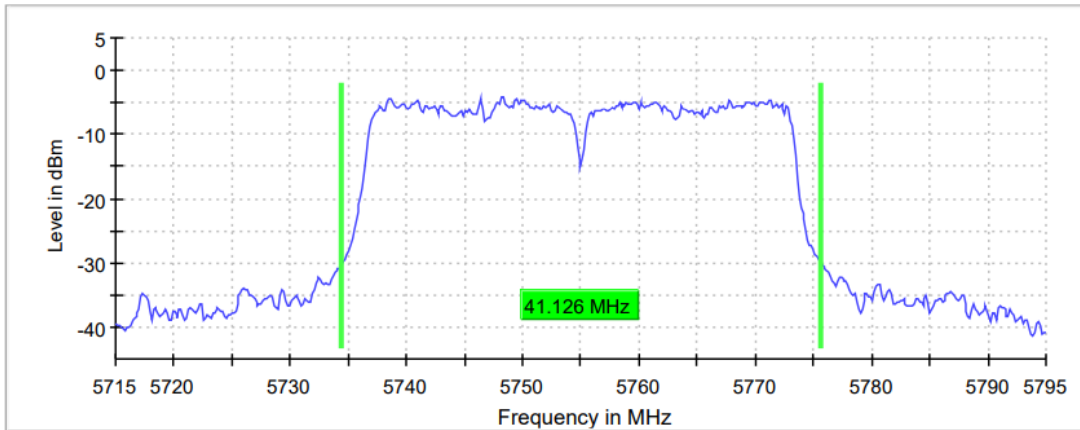
TESTED SAMPLES:	S/01
TESTED CONDITIONS MODES:	TC#03 (ac Mode SISO Radio B)
TEST RESULTS:	PASS

Bandwidth: 40 MHz

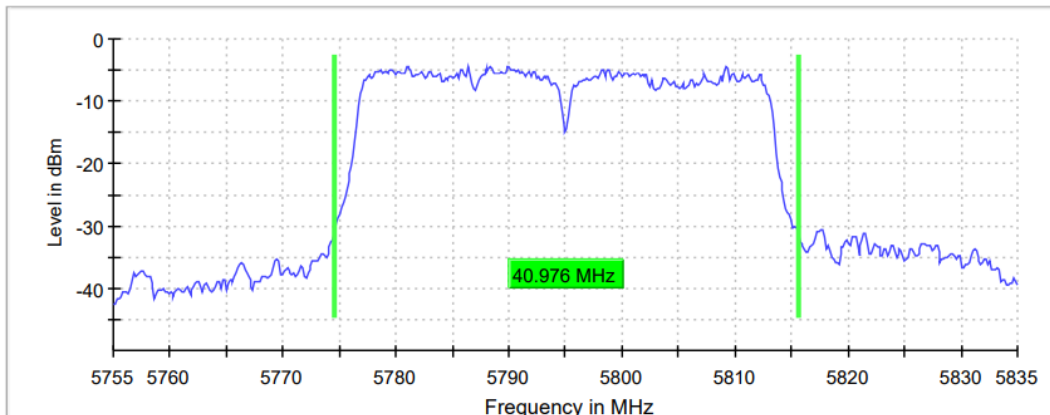
	Lowest frequency	Highest frequency
	5755 MHz	5795 MHz
26dB bandwidth (MHz)	41.126	40.976
Occupied bandwidth (MHz)	36.500	36.500

26 dB Bandwidth

Lowest Channel



Highest Channel



TEST RESULTS (Cont.)

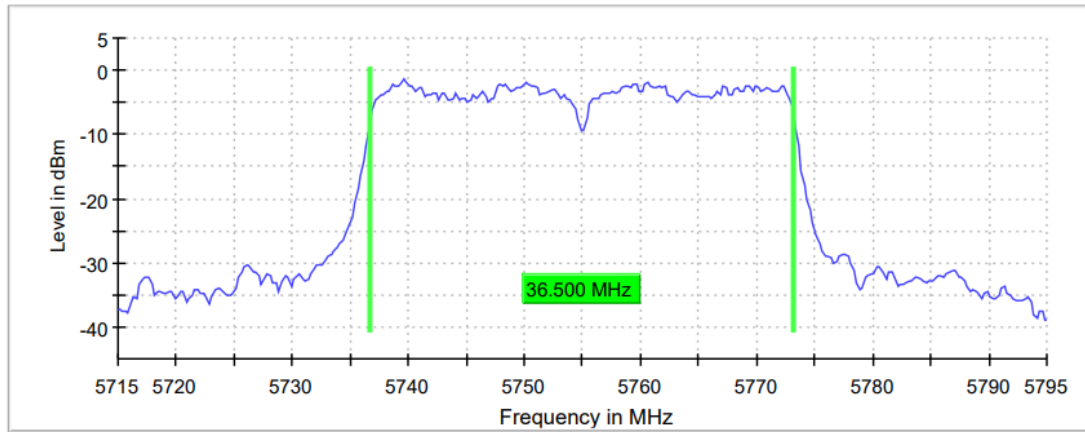
Measurement

Setting	Instrument Value	Instrument Value
Start Frequency	5.71500 GHz	5.75500 GHz
Stop Frequency	5.79500 GHz	5.83500 GHz
Span	80.000 MHz	80.000 MHz
RBW	300.000 kHz	300.000 kHz
VBW	1.000 MHz	1.000 MHz
Sweep Points	533	533
Sweep time	31.621 μ s	31.621 μ s
Reference Level	0.000 dBm	0.000 dBm
Attenuation	0.000 dB	20.000 dB
Detector	Max Peak	Max Peak
Sweep Count	200	200
Filter	3 dB	3 dB
Trace Mode	Max Hold	Max Hold
Sweep type	FFT	FFT
Preamp	off	off
Stable mode	Trace	Trace
Stable value	0.30 dB	0.30 dB
Run	97 / max. 150	69 / max. 150
Stable	5 / 5	5 / 5
Max Stable Difference	0.15 dB	0.18 dB

TEST RESULTS (Cont.):

OCCUPIED BANDWIDTH

Lowest Channel



Highest Channel



TEST RESULTS (Cont.)

Measurement

Setting	Instrument Value	Instrument Value
Start Frequency	5.71500 GHz	5.75500 GHz
Stop Frequency	5.79500 GHz	5.83500 GHz
Span	80.000 MHz	80.000 MHz
RBW	500.000 kHz	500.000 kHz
VBW	2.000 MHz	2.000 MHz
Sweep Points	320	320
Sweep time	18.906 μ s	18.906 μ s
Reference Level	0.000 dBm	0.000 dBm
Attenuation	20.000 dB	20.000 dB
Detector	Max Peak	Max Peak
Sweep Count	200	200
Filter	3 dB	3 dB
Trace Mode	Max Hold	Max Hold
Sweep type	FFT	FFT
Preamp	Off	off
Stable mode	Trace	Trace
Stable value	0.30 dB	0.30 dB
Run	98 / max. 150	61 / max. 150
Stable	5 / 5	5 / 5
Max Stable Difference	0.00 dB	0.27 dB

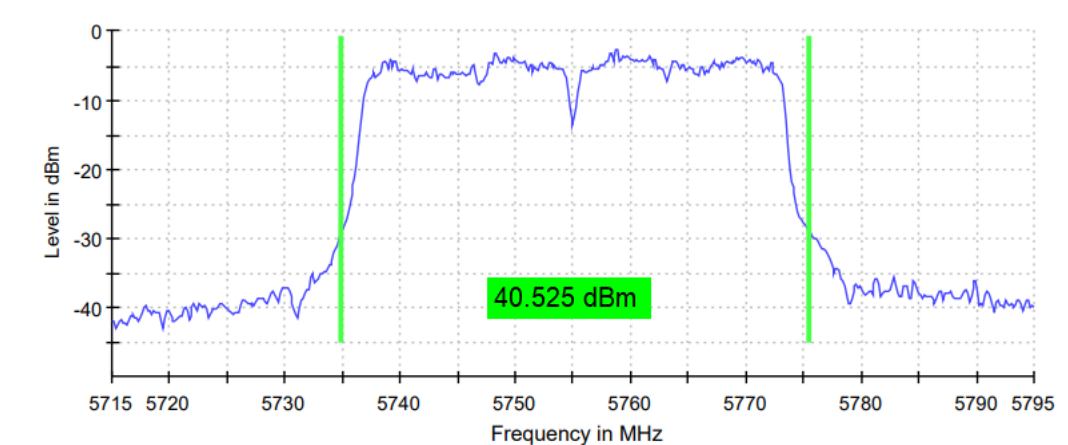
TESTED SAMPLES:	S/01
TESTED CONDITIONS MODES:	TC#03 (ac Mode MIMO Radio A+B)
TEST RESULTS:	PASS

Bandwidth: 40 MHz

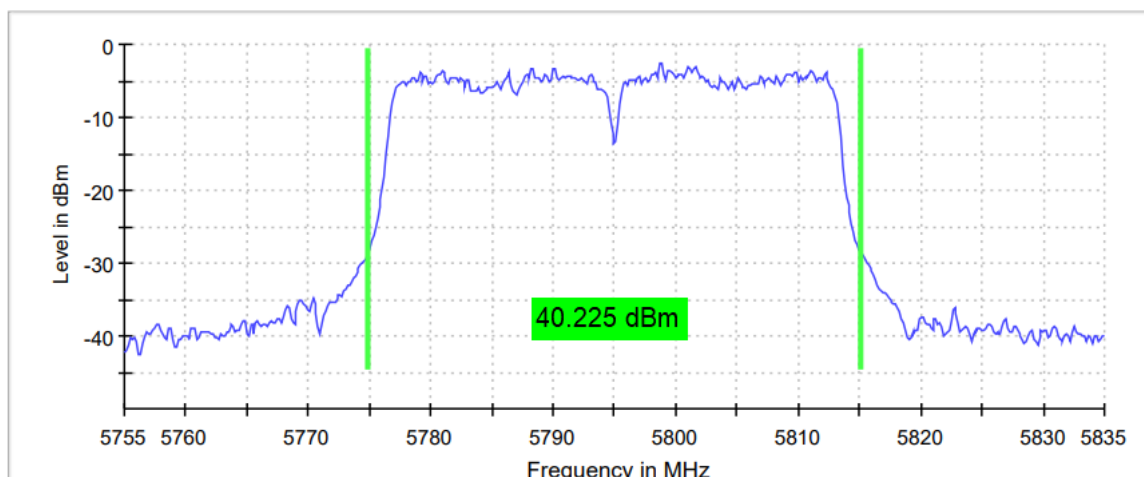
	Lowest frequency	Highest frequency
	5755 MHz	5795 MHz
26dB bandwidth (MHz)	40.525	40.225
Occupied bandwidth (MHz)	36.250	36.250

26 dB Bandwidth

Lowest Channel



Highest Channel



TEST RESULTS (Cont.)

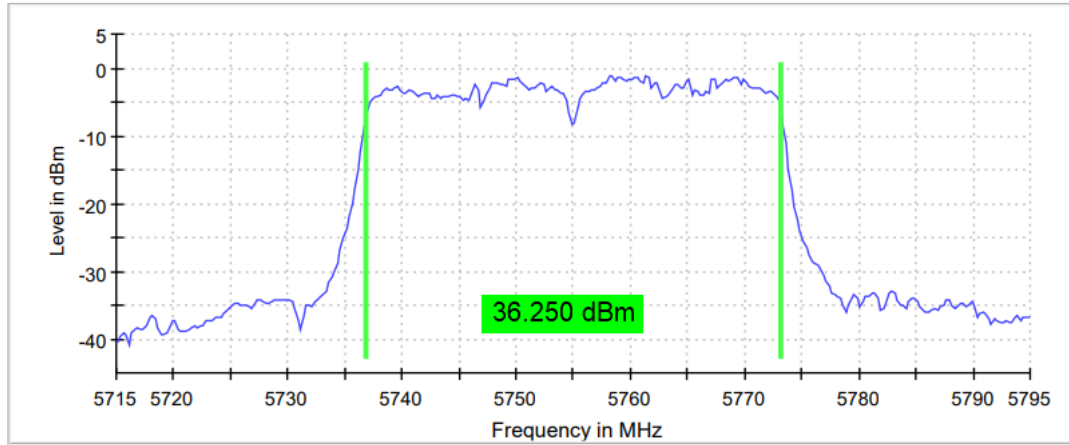
Measurement

Setting	Instrument Value	Instrument Value
Start Frequency	5.71500 GHz	5.75500 GHz
Stop Frequency	5.79500 GHz	5.83500 GHz
Span	80.000 MHz	80.000 MHz
RBW	300.000 kHz	300.000 kHz
VBW	1.000 MHz	1.000 MHz
Sweep Points	533	533
Sweep time	31.621 μ s	31.621 μ s
Reference Level	10.000 dBm	10.000 dBm
Attenuation	30.000 dB	30.000 dB
Detector	Max Peak	Max Peak
Sweep Count	200	200
Filter	3 dB	3 dB
Trace Mode	Max Hold	Max Hold
Sweep type	FFT	FFT
Preamp	off	off
Stable mode	Trace	Trace
Stable value	0.30 dB	0.30 dB
Run	87 / max. 150	74 / max. 150
Stable	5 / 5	5 / 5
Max Stable Difference	0.00 dB	0.28 dB

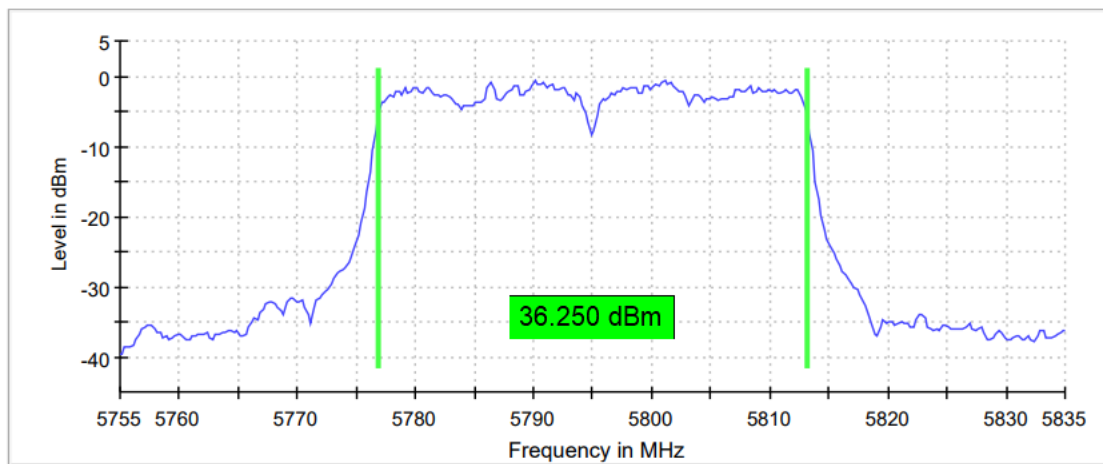
TEST RESULTS (Cont.):

OCCUPIED BANDWIDTH

Lowest Channel



Highest Channel



TEST RESULTS (Cont.)

Measurement

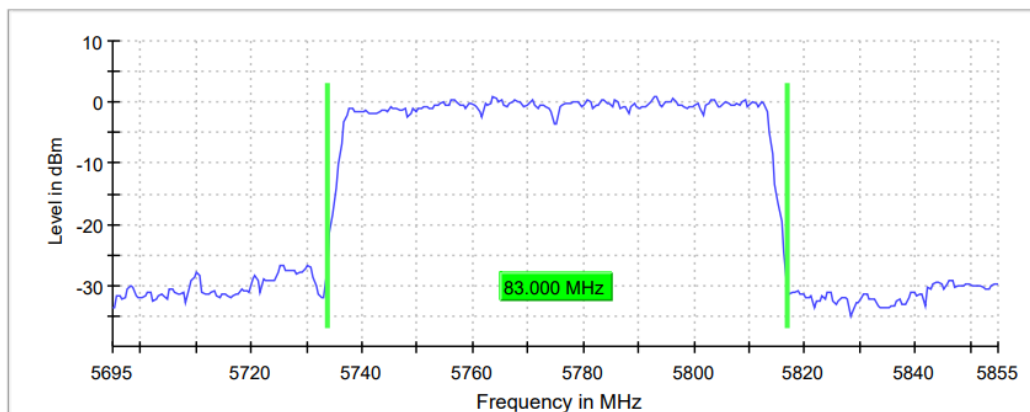
Setting	Instrument Value	Instrument Value
Start Frequency	5.71500 GHz	5.75500 GHz
Stop Frequency	5.79500 GHz	5.83500 GHz
Span	80.000 MHz	80.000 MHz
RBW	500.000 kHz	500.000 kHz
VBW	2.000 MHz	2.000 MHz
Sweep Points	320	320
Sweep time	18.906 μ s	18.906 μ s
Reference Level	0.000 dBm	0.000 dBm
Attenuation	20.000 dB	20.000 dB
Detector	Max Peak	Max Peak
Sweep Count	200	200
Filter	3 dB	3 dB
Trace Mode	Max Hold	Max Hold
Sweep type	FFT	FFT
Preamp	Off	off
Stable mode	Trace	Trace
Stable value	0.30 dB	0.30 dB
Run	38 / max. 150	70 / max. 150
Stable	5 / 5	5 / 5
Max Stable Difference	0.28 dB	0.00 dB

TESTED SAMPLES:	S/01
TESTED CONDITIONS MODES:	TC#03 (ac Mode SISO Radio A)
TEST RESULTS:	PASS

Bandwidth: 80 MHz

	Lowest frequency 5775 MHz
26dB bandwidth (MHz)	83.000
Occupied bandwidth (MHz)	77.000

**26 dB Bandwidth
 Lowest Channel**



TEST RESULTS (Cont.)

Measurement

Setting	Instrument Value
Start Frequency	5.69000 GHz
Stop Frequency	5.85500 GHz
Span	160.000 MHz
RBW	1.000 MHz
VBW	3.000 MHz
Sweep Points	320
Sweep time	22.875 μ s
Reference Level	10.000 dBm
Attenuation	30.000 dB
Detector	Max Peak
Sweep Count	200
Filter	3 dB
Trace Mode	Max Hold
Sweep type	FFT
Preamp	off
Stable mode	Trace
Stable value	0.30 dB
Run	84 / max. 150
Stable	5 / 5
Max Stable Difference	0.22 dB

TEST RESULTS (Cont.):

OCCUPIED BANDWIDTH

Lowest Channel



Measurement

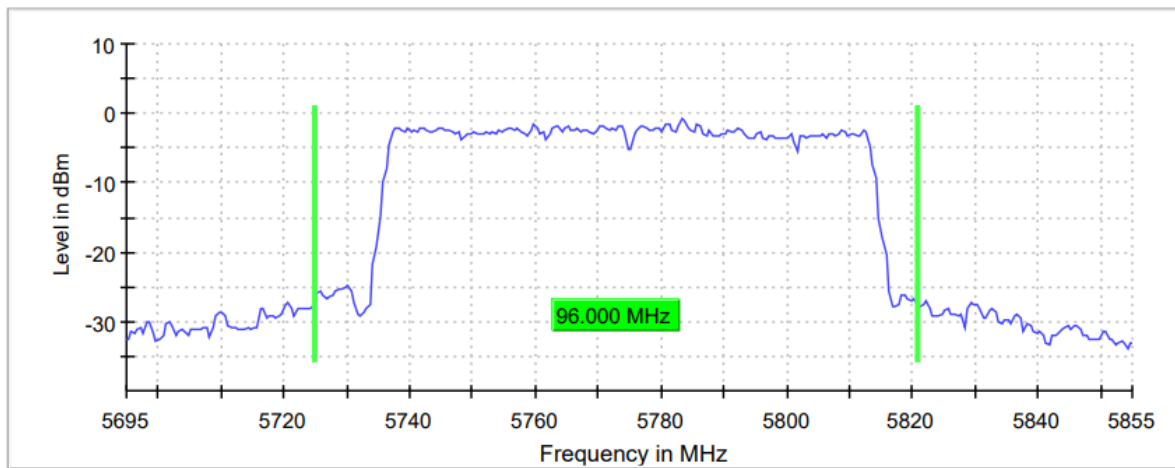
Setting	Instrument Value
Start Frequency	5.69000 GHz
Stop Frequency	5.85500 GHz
Span	160.000 MHz
RBW	1.000 MHz
VBW	3.000 MHz
Sweep Points	320
Sweep time	22.875 μ s
Reference Level	0.000 dBm
Attenuation	20.000 dB
Detector	Max Peak
Sweep Count	200
Filter	3 dB
Trace Mode	Max Hold
Sweep type	FFT
Preamp	Off
Stable mode	Trace
Stable value	0.30 dB
Run	94 / max. 150
Stable	5 / 5
Max Stable Difference	0.10 dB

TESTED SAMPLES:	S/01
TESTED CONDITIONS MODES:	TC#03 (ac Mode SISO Radio B)
TEST RESULTS:	PASS

Bandwidth: 80 MHz

	Lowest frequency 5775 MHz
26dB bandwidth (MHz)	96.000
Occupied bandwidth (MHz)	76.500

**26 dB Bandwidth
 Lowest Channel**



TEST RESULTS (Cont.)

Measurement

Setting	Instrument Value
Start Frequency	5.69000 GHz
Stop Frequency	5.85500 GHz
Span	160.000 MHz
RBW	1.000 MHz
VBW	3.000 MHz
Sweep Points	320
Sweep time	22.875 μ s
Reference Level	0.000 dBm
Attenuation	20.000 dB
Detector	Max Peak
Sweep Count	200
Filter	3 dB
Trace Mode	Max Hold
Sweep type	FFT
Preamp	off
Stable mode	Trace
Stable value	0.30 dB
Run	71 / max. 150
Stable	5 / 5
Max Stable Difference	0.24 dB

TEST RESULTS (Cont.):

OCCUPIED BANDWIDTH

Lowest Channel



Measurement

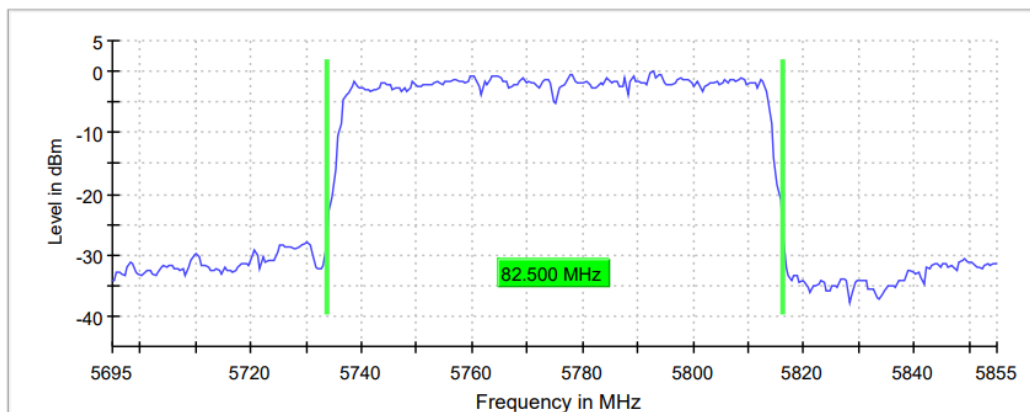
Setting	Instrument Value
Start Frequency	5.6950 GHz
Stop Frequency	5.8550 GHz
Span	160.000 MHz
RBW	1.000 MHz
VBW	3.000 MHz
Sweep Points	320
Sweep time	22.875 μ s
Reference Level	0.000 dBm
Attenuation	20.000 dB
Detector	Max Peak
Sweep Count	200
Filter	3 dB
Trace Mode	Max Hold
Sweep type	FFT
Preamp	Off
Stable mode	Trace
Stable value	0.30 dB
Run	66 / max. 150
Stable	5 / 5
Max Stable Difference	0.16 dB

TESTED SAMPLES:	S/01
TESTED CONDITIONS MODES:	TC#03 (ac Mode MIMO Radio A+B)
TEST RESULTS:	PASS

Bandwidth: 80 MHz

	Lowest frequency 5775 MHz
26dB bandwidth (MHz)	82.500
Occupied bandwidth (MHz)	76.500

**26 dB Bandwidth
 Lowest Channel**



TEST RESULTS (Cont.)

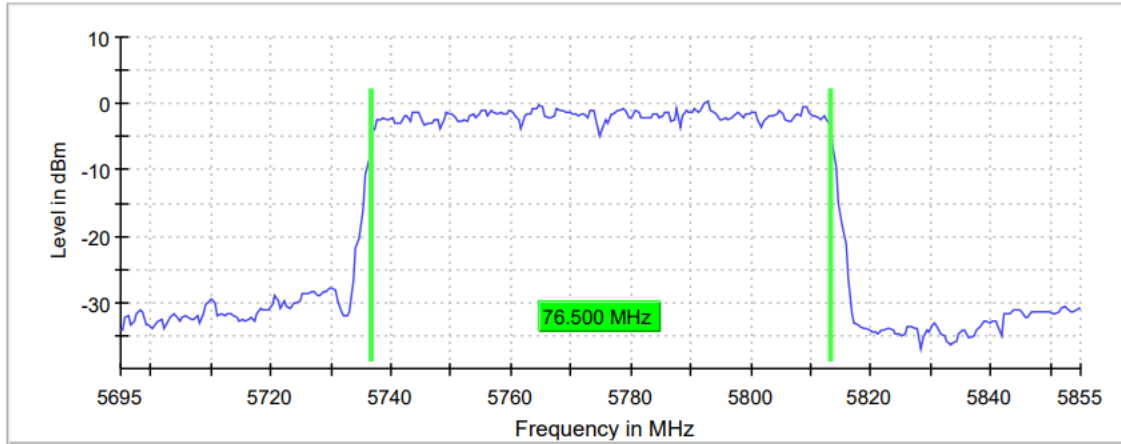
Measurement

Setting	Instrument Value
Start Frequency	5.69500 GHz
Stop Frequency	5.85500 GHz
Span	160.000 MHz
RBW	1.000 MHz
VBW	3.000 MHz
Sweep Points	320
Sweep time	22.875 μ s
Reference Level	0.000 dBm
Attenuation	20.000 dB
Detector	Max Peak
Sweep Count	200
Filter	3 dB
Trace Mode	Max Hold
Sweep type	FFT
Preamp	off
Stable mode	Trace
Stable value	0.30 dB
Run	89/ max. 150
Stable	5 / 5
Max Stable Difference	0.16 dB

TEST RESULTS (Cont.):

OCCUPIED BANDWIDTH

Lowest Channel



Measurement

Setting	Instrument Value
Start Frequency	5.69500 GHz
Stop Frequency	5.85500 GHz
Span	160.000 MHz
RBW	1.000 MHz
VBW	3.000 MHz
Sweep Points	320
Sweep time	22.875 μ s
Reference Level	0.000 dBm
Attenuation	20.000 dB
Detector	Max Peak
Sweep Count	200
Filter	3 dB
Trace Mode	Max Hold
Sweep type	FFT
Preamp	Off
Stable mode	Trace
Stable value	0.30 dB
Run	115 / max. 150
Stable	5 / 5
Max Stable Difference	0.12 dB

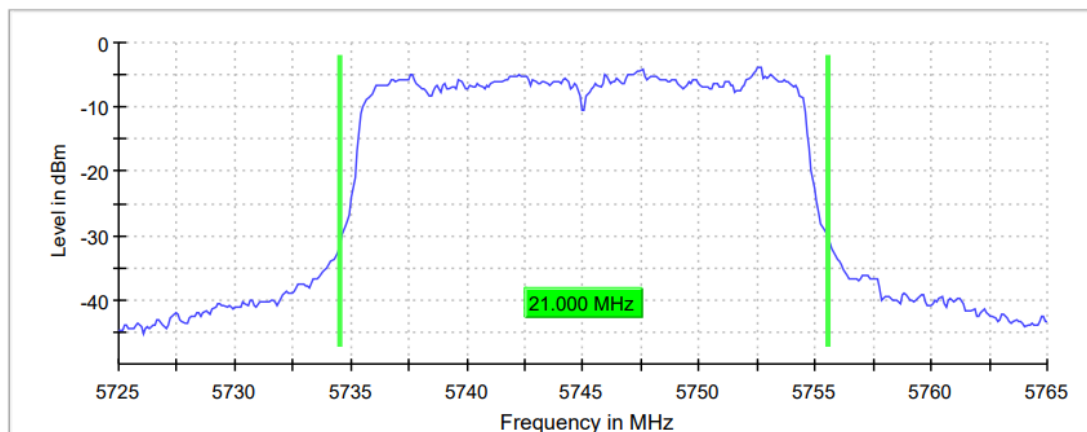
TESTED SAMPLES:	S/01
TESTED CONDITIONS MODES:	TC#04 (ax Mode SISO Radio A)
TEST RESULTS:	PASS

Bandwidth: 20 MHz

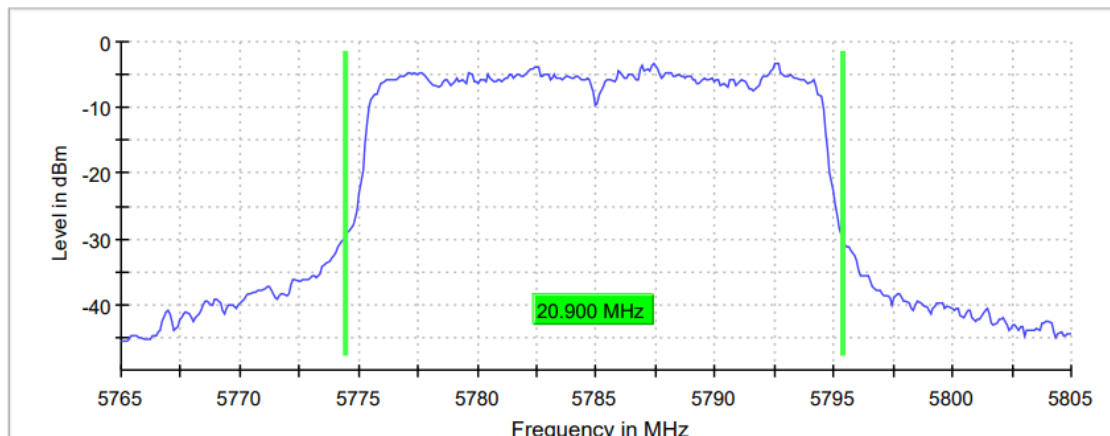
	Lowest frequency	Middle frequency	Highest frequency
	5745 MHz	5785 MHz	5825 MHz
26dB bandwidth (MHz)	21.000	20.900	20.800
Occupied bandwidth (MHz)	18.900	18.900	18.900

26 dB Bandwidth:

Lowest Channel

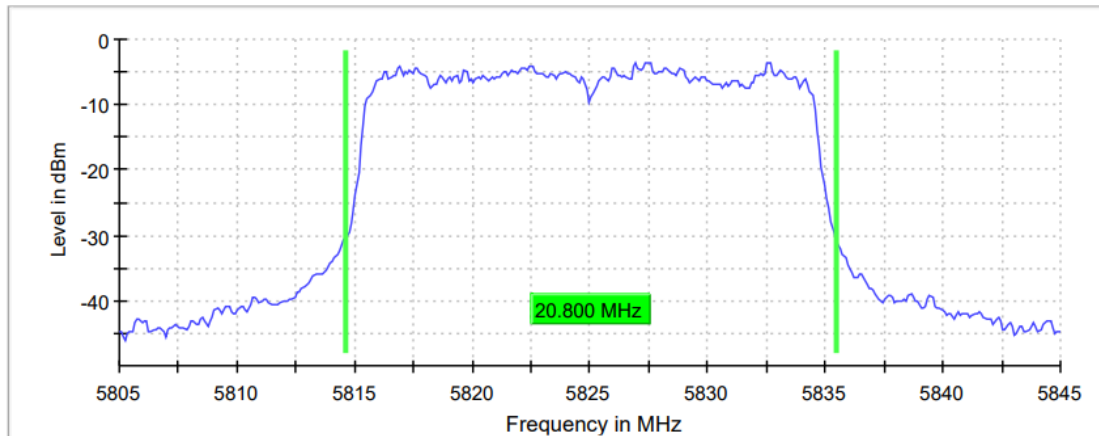


Middle Channel



TEST RESULTS (Cont.)

Highest Channel



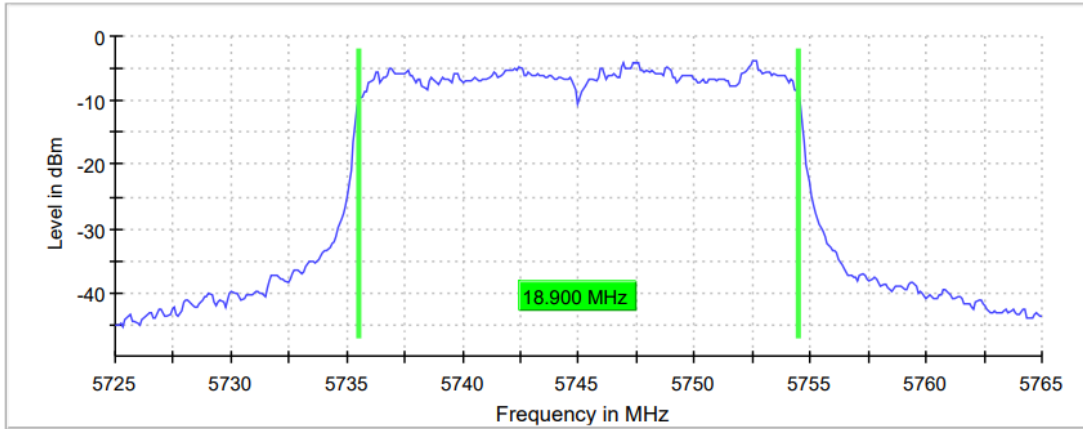
Measurement

Setting	Instrument Value	Instrument Value	Instrument Value
Start Frequency	5.72500 GHz	5.76500 GHz	5.80500 GHz
Stop Frequency	5.76500 GHz	5.80500 GHz	5.84500 GHz
Span	40.000 MHz	40.000 MHz	40.000 MHz
RBW	200.000 kHz	200.000 kHz	200.000 kHz
VBW	1.000 MHz	1.000 MHz	1.000 MHz
Sweep Points	400	400	400
Sweep time	28.477 μ s	28.477 μ s	28.477 μ s
Reference Level	0.000 dBm	0.000 dBm	0.000 dBm
Attenuation	20.000 dB	20.000 dB	20.000 dB
Detector	Max Peak	Max Peak	Max Peak
Sweep Count	200	200	200
Filter	3 dB	3 dB	3 dB
Trace Mode	Max Hold	Max Hold	Max Hold
Sweep type	FFT	FFT	FFT
Preamp	off	off	off
Stable mode	Trace	Trace	Trace
Stable value	0.30 dB	0.30 dB	0.30 dB
Run	126 / max. 150	57 / max. 150	82 / max. 150
Stable	5 / 5	5 / 5	5 / 5
Max Stable Difference	0.00 dB	0.00 dB	0.06 dB

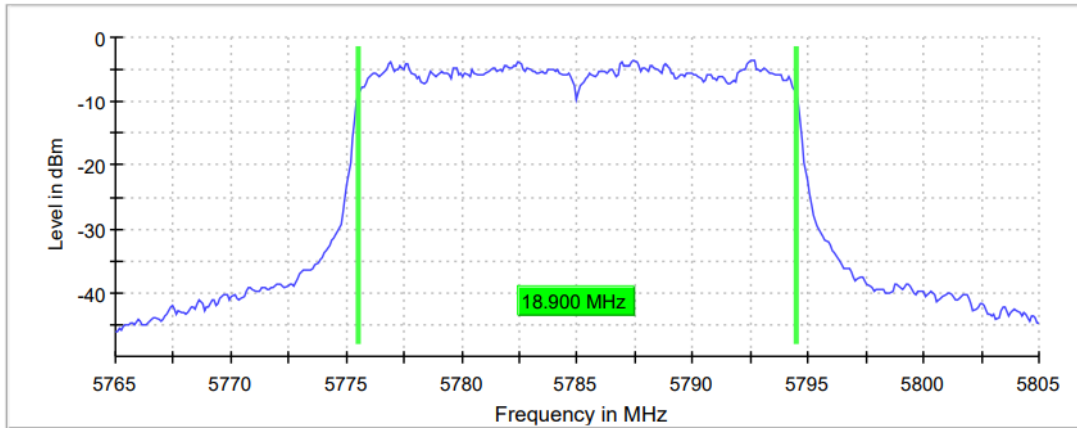
TEST RESULTS (Cont.):

OCCUPIED BANDWIDTH

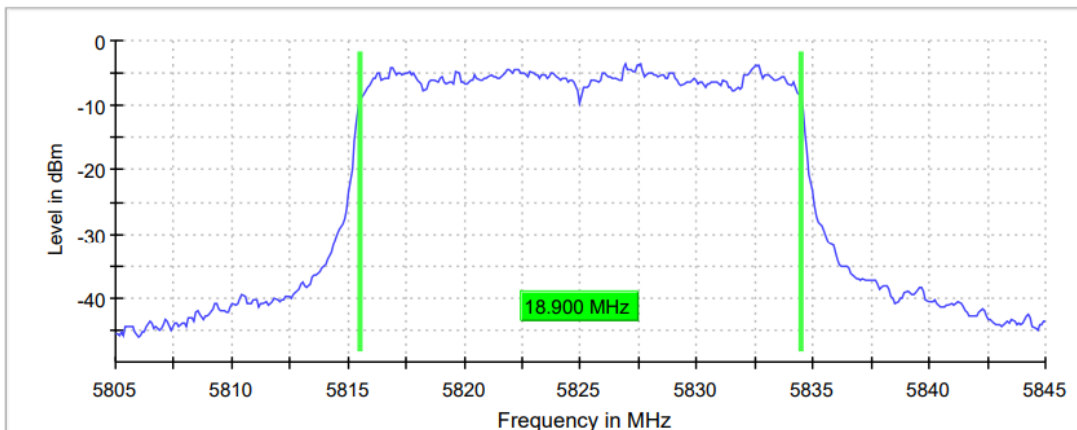
Lowest Channel



Middle Channel



Highest Channel



TEST RESULTS (Cont.)

Measurement

Setting	Instrument Value	Instrument Value	Instrument Value
Start Frequency	5.72500 GHz	5.76500 GHz	5.80500 GHz
Stop Frequency	5.76500 GHz	5.80500 GHz	5.84500 GHz
Span	40.000 MHz	40.000 MHz	40.000 MHz
RBW	200.000 kHz	200.000 kHz	200.000 kHz
VBW	1.000 MHz	1.000 MHz	1.000 MHz
Sweep Points	400	400	400
Sweep time	28.477 μ s	28.477 μ s	28.477 μ s
Reference Level	0.000 dBm	0.000 dBm	0.000 dBm
Attenuation	20.000 dB	20.000 dB	20.000 dB
Detector	Max Peak	Max Peak	Max Peak
Sweep Count	200	200	200
Filter	3 dB	3 dB	3 dB
Trace Mode	Max Hold	Max Hold	Max Hold
Sweep type	FFT	FFT	FFT
Preamp	off	off	off
Stable mode	Trace	Trace	Trace
Stable value	0.30 dB	0.30 dB	0.30 dB
Run	76 / max. 150	87 / max. 150	73/ max. 150
Stable	5 / 5	5 / 5	5 / 5
Max Stable Difference	0.30 dB	0.14 dB	0.01 dB

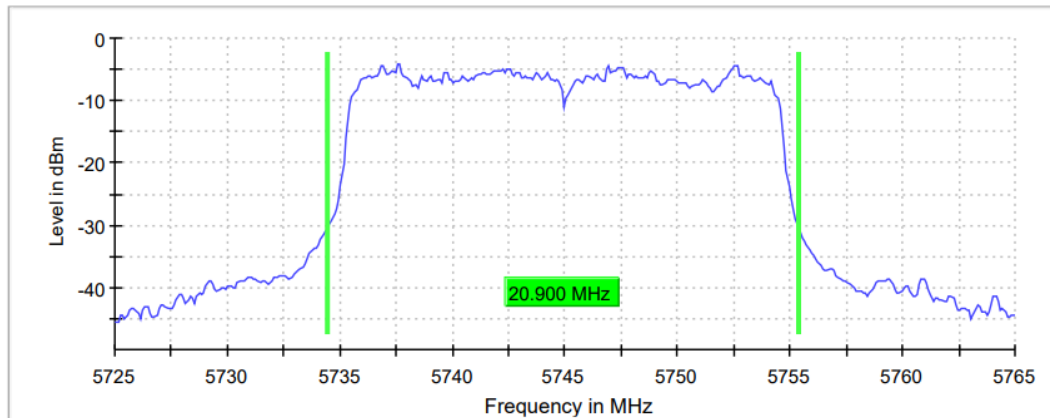
TESTED SAMPLES:	S/01
TESTED CONDITIONS MODES:	TC#04 (ax Mode SISO Radio B)
TEST RESULTS:	PASS

Bandwidth: 20 MHz

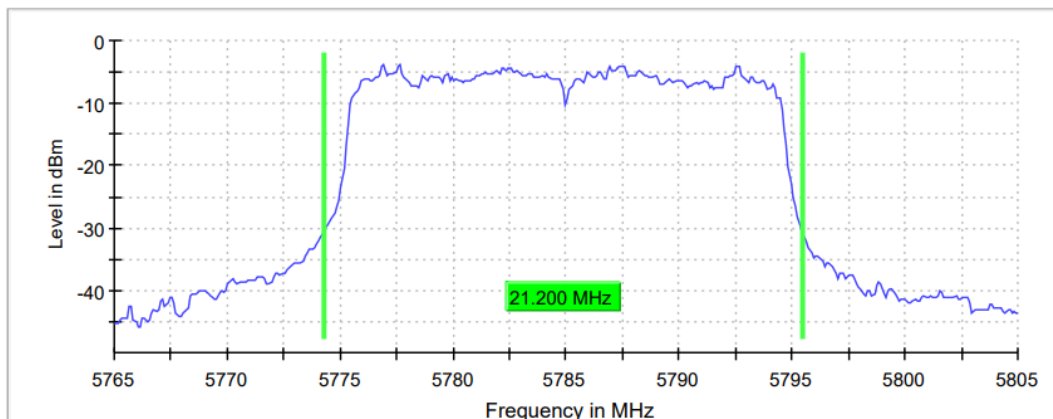
	Lowest frequency 5745 MHz	Middle frequency 5785 MHz	Highest frequency 5825 MHz
26dB Bandwidth (MHz)	20.900	21.200	21.200
Occupied bandwidth (MHz)	18.900	18.900	18.900

26 dB Bandwidth:

Lowest Channel

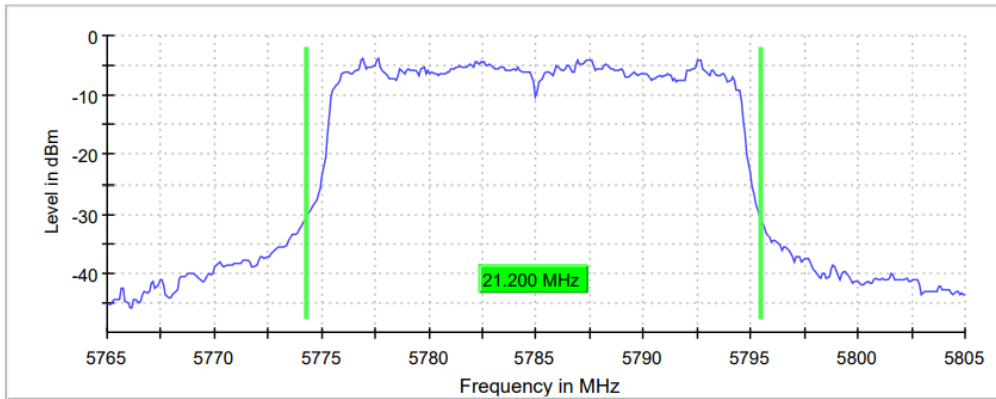


Middle Channel



TEST RESULTS (Cont.)

Highest Channel



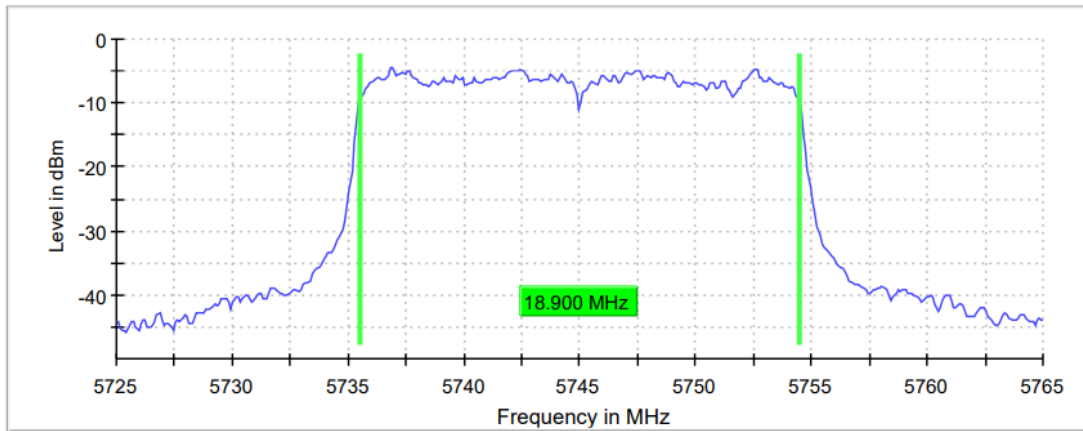
Measurement

Setting	Instrument Value	Instrument Value	Instrument Value
Start Frequency	5.72500 GHz	5.76500 GHz	5.80500 GHz
Stop Frequency	5.76500 GHz	5.80500 GHz	5.84500 GHz
Span	40.000 MHz	40.000 MHz	40.000 MHz
RBW	200.000 kHz	200.000 kHz	200.000 kHz
VBW	1.000 MHz	1.000 MHz	1.000 MHz
Sweep Points	400	400	400
Sweep time	28.477 μ s	28.477 μ s	28.477 μ s
Reference Level	0.000 dBm	0.000 dBm	0.000 dBm
Attenuation	20.000 dB	20.000 dB	20.000 dB
Detector	Max Peak	Max Peak	Max Peak
Sweep Count	200	200	200
Filter	3 dB	3 dB	3 dB
Trace Mode	Max Hold	Max Hold	Max Hold
Sweep type	FFT	FFT	FFT
Preamp	off	off	off
Stable mode	Trace	Trace	Trace
Stable value	0.30 dB	0.30 dB	0.30 dB
Run	91 / max. 150	109 / max. 150	96 / max. 150
Stable	5 / 5	5 / 5	5 / 5
Max Stable Difference	0.07 dB	0.00 dB	0.30 dB

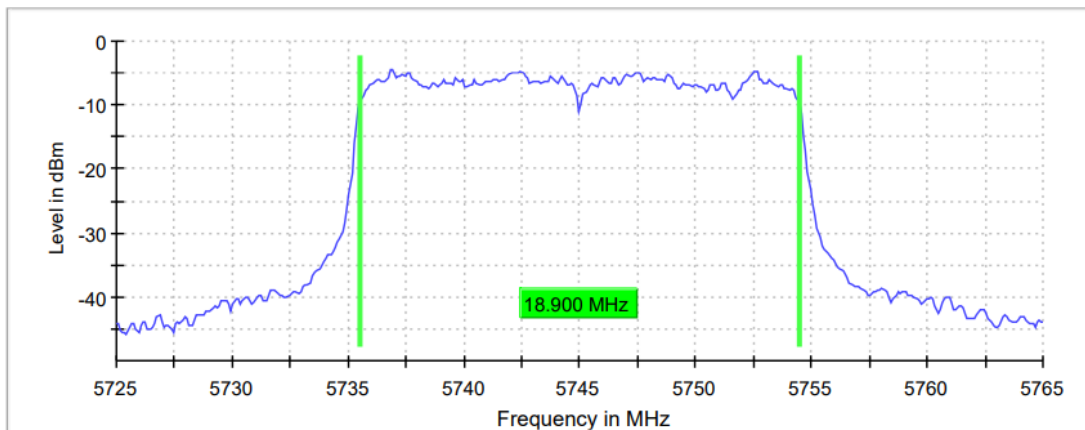
TEST RESULTS (Cont.):

OCCUPIED BANDWIDTH

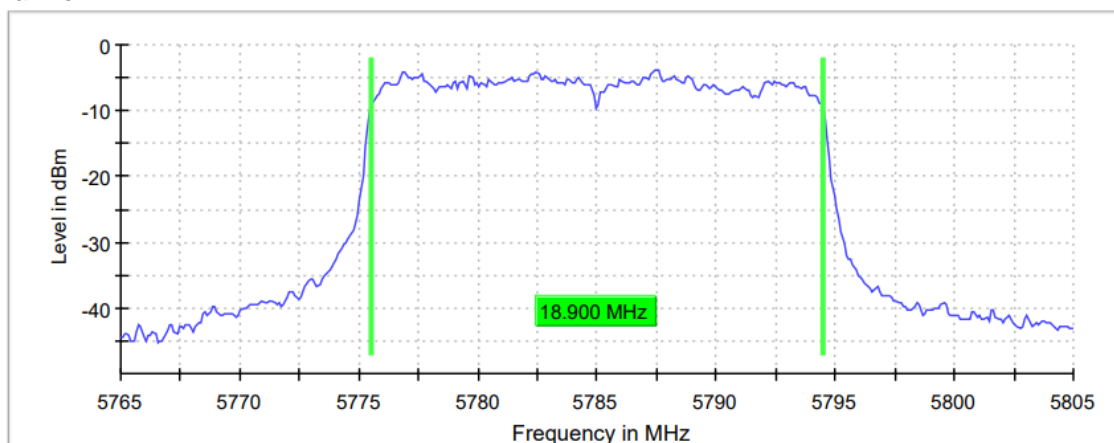
Lowest Channel



Middle Channel



Highest Channel



TEST RESULTS (Cont.)

Measurement

Setting	Instrument Value	Instrument Value	Instrument Value
Start Frequency	5.72500 GHz	5.76500 GHz	5.80500 GHz
Stop Frequency	5.76500 GHz	5.80500 GHz	5.84500 GHz
Span	40.000 MHz	40.000 MHz	40.000 MHz
RBW	200.000 kHz	200.000 kHz	200.000 kHz
VBW	1.000 MHz	1.000 MHz	1.000 MHz
Sweep Points	400	400	400
Sweep time	28.477 μ s	28.477 μ s	28.477 μ s
Reference Level	0.000 dBm	0.000 dBm	0.000 dBm
Attenuation	20.000 dB	20.000 dB	20.000 dB
Detector	Max Peak	Max Peak	Max Peak
Sweep Count	200	200	200
Filter	3 dB	3 dB	3 dB
Trace Mode	Max Hold	Max Hold	Max Hold
Sweep type	FFT	FFT	FFT
Preamp	off	off	off
Stable mode	Trace	Trace	Trace
Stable value	0.30 dB	0.30 dB	0.30 dB
Run	50 / max. 150	53 / max. 150	59 / max. 150
Stable	5 / 5	5 / 5	5 / 5
Max Stable Difference	0.11 dB	0.00 dB	0.06 dB

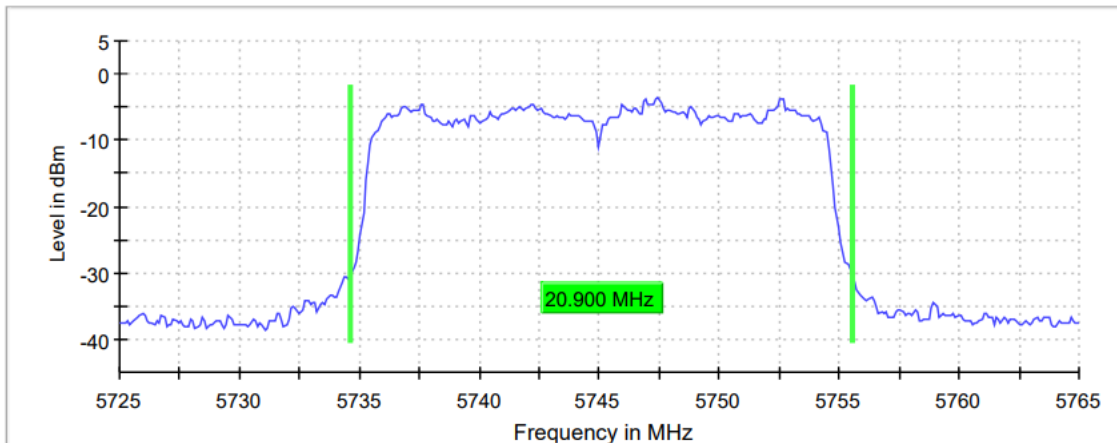
TESTED SAMPLES:	S/01
TESTED CONDITIONS MODES:	TC#04 (ax Mode MIMO Radio A+B)
TEST RESULTS:	PASS

Bandwidth: 20 MHz

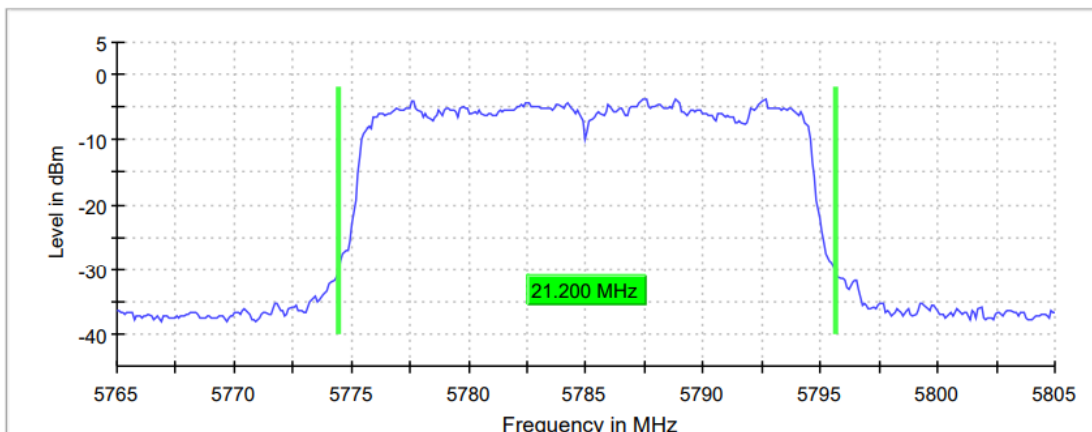
	Lowest frequency 5745 MHz	Middle frequency 5785 MHz	Highest frequency 5825 MHz
26dB Bandwidth (MHz)	20.900	21.200	21.000
Occupied bandwidth (MHz)	18.900	18.900	18.900

26 dB Bandwidth:

Lowest Channel

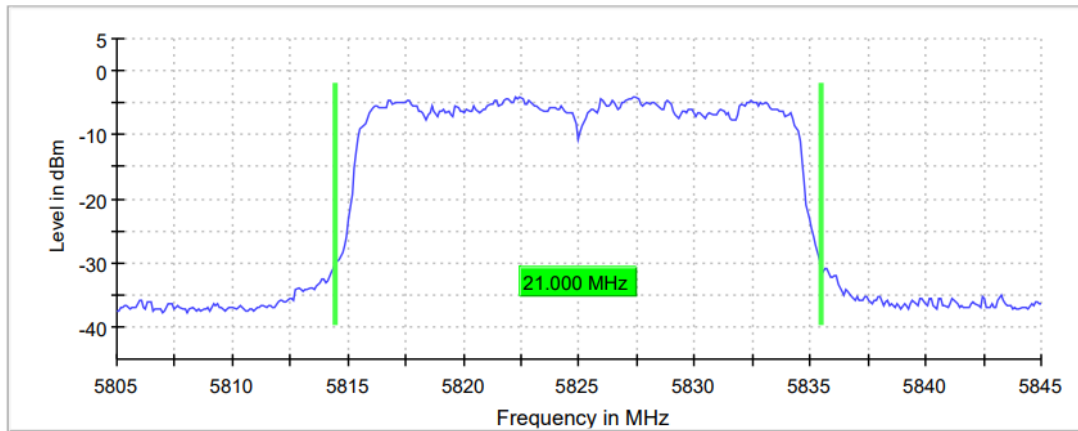


Middle Channel



TEST RESULTS (Cont.)

Highest Channel



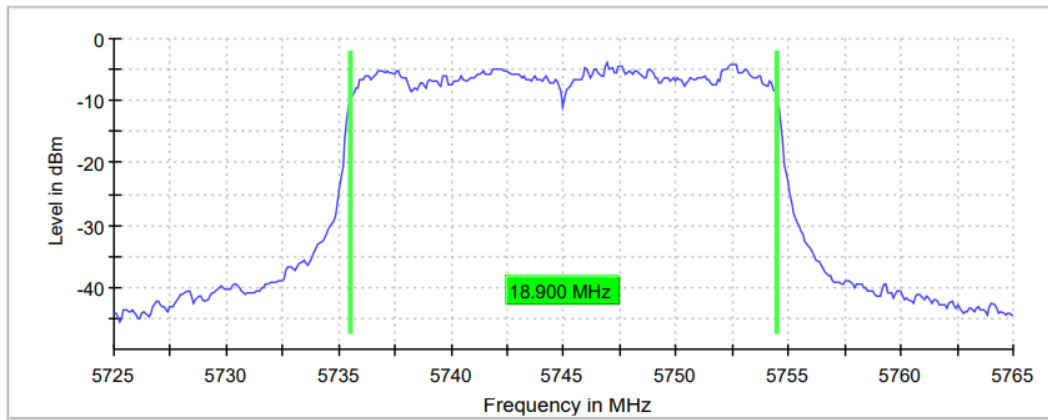
Measurement

Setting	Instrument Value	Instrument Value	Instrument Value
Start Frequency	5.72500 GHz	5.76500 GHz	5.80500 GHz
Stop Frequency	5.76500 GHz	5.80500 GHz	5.84500 GHz
Span	40.000 MHz	40.000 MHz	40.000 MHz
RBW	200.000 kHz	200.000 kHz	200.000 kHz
VBW	1.000 MHz	1.000 MHz	1.000 MHz
Sweep Points	400	400	400
Sweep time	28.477 μ s	28.477 μ s	28.477 μ s
Reference Level	10.000 dBm	10.000 dBm	10.000 dBm
Attenuation	30.000 dB	30.000 dB	30.000 dB
Detector	Max Peak	Max Peak	Max Peak
Sweep Count	200	200	200
Filter	3 dB	3 dB	3 dB
Trace Mode	Max Hold	Max Hold	Max Hold
Sweep type	FFT	FFT	FFT
Preamp	off	off	off
Stable mode	Trace	Trace	Trace
Stable value	0.30 dB	0.30 dB	0.30 dB
Run	107 / max. 150	85 / max. 150	87 / max. 150
Stable	5 / 5	5 / 5	5 / 5
Max Stable Difference	0.00 dB	0.26 dB	0.00 dB

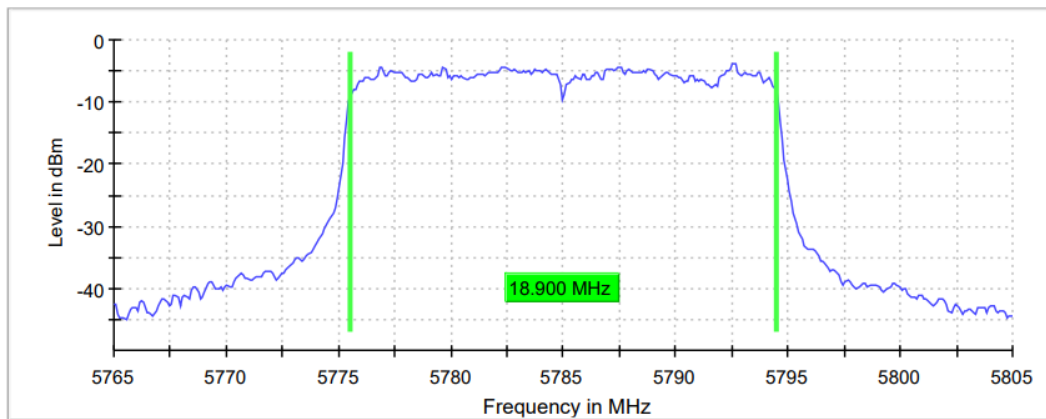
TEST RESULTS (Cont.):

OCCUPIED BANDWIDTH

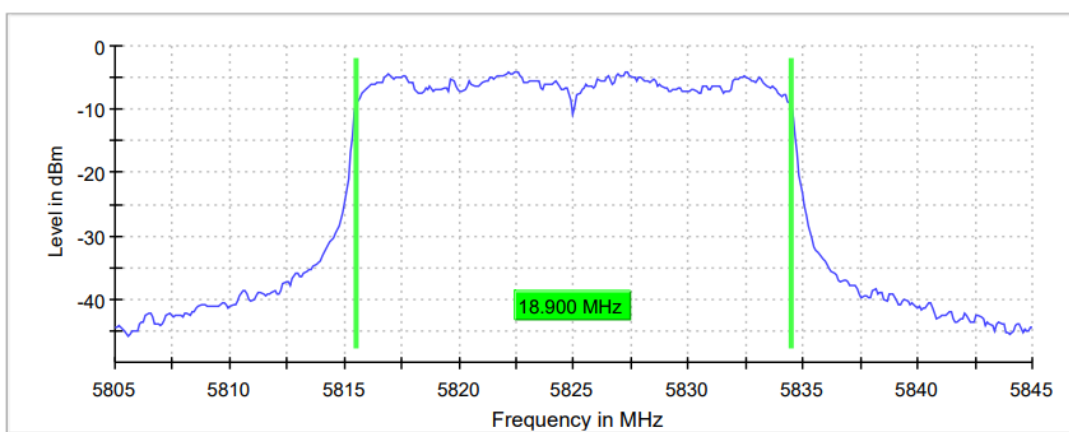
Lowest Channel



Middle Channel



Highest Channel



TEST RESULTS (Cont.)

Measurement

Setting	Instrument Value	Instrument Value	Instrument Value
Start Frequency	5.72500 GHz	5.76500 GHz	5.80500 GHz
Stop Frequency	5.76500 GHz	5.80500 GHz	5.84500 GHz
Span	40.000 MHz	40.000 MHz	40.000 MHz
RBW	200.000 kHz	200.000 kHz	200.000 kHz
VBW	1.000 MHz	1.000 MHz	1.000 MHz
Sweep Points	400	400	400
Sweep time	28.477 μ s	28.477 μ s	28.477 μ s
Reference Level	0.000 dBm	0.000 dBm	0.000 dBm
Attenuation	20.000 dB	20.000 dB	20.000 dB
Detector	Max Peak	Max Peak	Max Peak
Sweep Count	200	200	200
Filter	3 dB	3 dB	3 dB
Trace Mode	Max Hold	Max Hold	Max Hold
Sweep type	FFT	FFT	FFT
Preamp	off	off	off
Stable mode	Trace	Trace	Trace
Stable value	0.30 dB	0.30 dB	0.30 dB
Run	50 / max. 150	69 / max. 150	94 / max. 150
Stable	5 / 5	5 / 5	5 / 5
Max Stable Difference	0.28 dB	0.02 dB	0.00 dB